



- R-29

BUREAU OF ARCHIVES

ONTARIO

22

No. 433.....

Shelf B.....

SESSIONAL PAPERS

BUREAU OF ARCHIVES
RECEIVED

JUL 7 1906

10010

VOLUME 4

FOURTH SESSION OF THE NINTH PARLIAMENT

OF THE

DOMINION OF CANADA

SESSION 1904



VOLUME XXXVIII

REVISTA DE LA

COMUNIDAD

DE LA

CIUDAD

See also Numerical List, page 5.

ALPHABETICAL INDEX
OF THE
SESSIONAL PAPERS
OF THE
PARLIAMENT OF CANADA

FOURTH SESSION, NINTH PARLIAMENT, 1904.

A		C	
Adulteration of Food.....	14	Coal or other Fuel Supply.....	108
Agricultural Implements.....	54	Cold Storage.....	65, 65a
Agriculture, Annual Report.....	15	Commissioner of Lights.....	90
Alaska Boundary Award.....	46, 46a	Conference at Washington.....	125
Aluminum Imports.....	109	Cotton Imports.....	84
Anglo-American Telegraph Co.....	73, 73a	Criminal Statistics.....	17
Archives, Canadian.....	18	Crude Petroleum.....	118
Athabaska Landing, Petroleum at.....	118		
Atlantic Coast Fisheries.....	97	D	
Auditor General, Annual Report.....	1	Dairy Products.....	143
B		Davis, Michael P.....	129
Banks, Chartered.....	6	Delegates to Europe.....	88
Banks, Unpaid Balances in.....	7	Dividends unpaid in Banks.....	7
Binder Twine.....	128, 128a	Dominion Lands.....	51, 52
Bonds and Securities.....	47	Dominion Police.....	45
Boyd, Mr.....	81	Doukhobor Reserve.....	60
British Canadian Loan and Investment Co.....	48	Dry Docks on Pacific Coast.....	86
British Columbia Industrial Disputes.....	36a	Dugas, Blaise.....	94
Britton, Justice.....	142	Dundonald, Earl of.....	113, 113a
Bronte Harbour.....	80	E	
C		East Richelieu Valley Railway.....	70
Canada Eastern Railway.....	141	Electric Light, Inspection of.....	13
Canadian Contingents to South Africa.....	139	Estimates.....	3 to 5a
Canadian Goods in U. S. Vessels.....	62	Evanturel, Lieut.-Col.....	85, 85a
Canadian Northern Railway.....	74, 133	Exchequer Court.....	59
Canadian Pacific Railway:		Experimental Farms.....	16
Business with Interior Department.....	53	F	
Lands sold by.....	56	Fair Wages.....	140, 140a
Canadian School of Musketry.....	138	Fire Insurance Premiums.....	110
Cattle-guards.....	98	Fisheries, Annual Report.....	22
Chartered Banks.....	6	Fish-trap Licenses.....	144
Cheese-cooling Rooms.....	95 to 95b	Floods by Richelieu River.....	77
Chicken-fattening in P. E. I.....	136	Fort William, Telephones for.....	99
Civil Service:		France, Steamers to.....	122
Appointments and Promotions.....	58	G	
Examiners.....	31	Gallagher, L. L.....	72
Insurance.....	41	Garrison Common, Toronto.....	96
List.....	30	Gas, Inspection of.....	13
Superannuations.....	38		

G		N	
<i>Gauss</i> , Steamship.....	146	Nappan Dairy Station.....	135
Geographic Board.....	21 <i>a</i>	Nash, E. A.....	93
Geological Survey Report.....	26	National Transcontinental Railway..	37, 37 <i>a</i> , 100 102, 117, 124
Goodrick, Henry.....	116	New Brunswick Appeal Case.....	127
Government Telegraph Service.....	19 <i>a</i>	Ninth Regiment of Militia.....	112
Governor General's Warrants.....	40	North-West Irrigation.....	50
Grand Trunk Pacific Railway.....	37, 37 <i>a</i> , 100, 102, 117, 124	North-West Mounted Police.....	28
Gregory, R. W., Lieut.-Col.....	130, 13 <i>a</i>		
H		O	
Half-breed Scrip.....	67 to 67 <i>d</i>	Ossekeag, N. B.	82
Hampton Station, N. B.....	82	Ottawa Improvement Commission.....	42
Harbour Commissioners.....	23	Ouellet, Major.....	85, 85 <i>a</i>
Hope Island.....	61, 61 <i>a</i>	Over-rulings of Treasury Board.....	39
Huntingdon Post Office.....	81		
I		P	
Ice-breakers.....	147	Pacific Cable.....	106
Immigration Agents.....	64 to 64 <i>b</i>	P.E.I., Chicken-fattening in.....	136
Indian Act.....	55	P.E.I., Deep-Sea Fisheries.....	137
Indian, Affairs, Annual Report.....	27	P.E.I., Lobster Industry.....	123
Industrial Disputes in B. C.....	36 <i>a</i>	P.E.I., Railway.....	104 to 104 <i>b</i>
Inland Revenue, Annual Report.....	12	P.E.I., Telegraph Service.....	73, 73 <i>a</i>
Insurance, Abstract.....	9	Penitentiaries, Annual Report as to.....	34
Insurance, Annual Report.....	8	Petroleum at Athabaska Landing.....	118
Interior, Annual Report.....	25	Police, Dominion.....	45
Irena Post Office.....	101	Police, North-west Mounted.....	28
Iroquois Indians.....	105	Port Arthur, Telephone for.....	99
J		Postmaster General, Annual Report....	24
Jackson, J. B.....	107, 107 <i>a</i>	Privy Council Appeal Cases.....	127
Judge Winchester.....	102	Protocol of Washington Conference.....	125
Justice, Annual Report.....	34	Public Accounts, Annual Report.....	2
K		Public and Other Works.....	63
Labour, Department of, Annual Report..	36	Public Printing and Stationery.....	32
<i>Le Malou</i> , Steamer.....	132	Public Works, Annual Report.....	19
Library of Parliament, Annual Report..	33		
Lobster Fisheries.....	97, 123	Q	
M		Quarantine Matters.....	121
Mabou Creamery.....	134	Quebec Central Railway.....	114
Mails to United Kingdom.....	89		
Major General, Earl of Dundonald.....	113, 113 <i>a</i>	R	
Manchester Liners.....	75	Railway Cattle-guards.....	98
Marine and Fisheries; Chief Engineer..	90	Railways and Canals, Annual Report....	20
Marine, Annual Report.....	21	Representation in House of Commons....	127
Maritime Provinces, Steamships for....	76	Richelieu River Floods.....	77
Matane, Postmaster at.....	119	Ross Rifle Factory Co.....	91
Measures, Inspection of.....	13		
Militia and Defence, Annual Report....	35	S	
Militia, 9th Regiment of.....	112	Saskatchewan River.....	78
Montreal Fire Insurance.....	110	Savard, P. V.....	87 (1) 87 (2)
Montreal Turnpike Trust.....	83, 115	Secretary of State, Annual Report.....	29
Mounted Police.....	28	Shareholders in Chartered Banks.....	6
Mutual Reserve Life Association.....	69	Sheep, Shipment of, U.S.....	120
		Shipping, List of.....	21 <i>b</i>
		South Africa Contingents.....	139
		South Shore Railway.....	70
		St. Alphonse Wharf.....	145
		Steamer <i>Le Malou</i>	132

S		V	
Steamship <i>Gauss</i>	146	Vancouver Engineering Works.....	86
Steamship Service to France.....	122	Vegetables and Fruits from U.S.....	92
Subsidy for Steamships.....	76	Ventilation of Railway Cars.....	68
T		Ventilation of Ships.....	65, 65a
Telegraph Service, Government.....	19a	Vessels, List of.....	21b
Thermographe Records.....	65, 65a	W	
Timber Limits.....	66, 66a	Walkerton Mail Service.....	57
Timber on Hope Island.....	61, 61a	Warrants, Governor General's.....	40
Toronto Garrison Common.....	96	Weighing Dairy Products.....	143
Toronto Island and Harbour.....	79	Weights, Measures, etc.....	13
Trade and Commerce, Annual Report...	10	Winchester, Judge.....	102
Trade and Navigation, Annual Report...	11	Winnipeg and Hudson's Bay Railway...	133
Trade Unions.....	103	Y	
Transatlantic Steamship Companies.....	71	Yukon:—	
Treadgold Syndicate.....	126	Liquor Permits.....	111
Treasury Board Over-rulings.....	39	Justice Britton and Commissioners....	142
Trent Valley Canal.....	49, 49a	Ordinances.....	44
U		Rescinding Treadgold Privileges.....	126
Unclaimed Balances in Banks.....	7	Yukon Territory Act.....	131
Unforeseen Expenses.....	43		
United Counties Railway.....	70		

See also Alphabetical Index, page 1.

LIST OF SESSIONAL PAPERS

Arranged in Numerical Order, with their titles at full length; the Dates when Ordered and when presented to the Houses of Parliament; the Name of the Senator or Member who moved for each Sessional Paper, and whether it is ordered to be Printed or Not Printed.

CONTENTS OF VOLUME B.

Census of Canada, 1901. Second Volume..... *Printed for both distribution and sessional papers.*

CONTENTS OF VOLUME 1.

(This volume is bound in two parts.)

1. Report of the Auditor General, for the fiscal year ended 30th June, 1903. Presented 22nd March, 1904 by Hon. W. S. Fielding..... *Printed for both distribution and sessional papers.*

CONTENTS OF VOLUME 2.

2. Public Accounts of Canada, for the fiscal year ended 30th June, 1903. Presented 16th March, 1904 by Hon. W. S. Fielding..... *Printed for both distribution and sessional papers.*
3. Estimates for the sums required for the services of Canada, for the year ended 30th June, 1905. Presented 16th March, 1904, by Hon. W. S. Fielding. *Printed for both distribution and sessional papers.*
4. Supplementary Estimates for the year ending 30th June, 1904. Presented 22nd April, 1904, by Hon. W. S. Fielding..... *Printed for both distribution and sessional papers.*
5. Further Supplementary Estimates for the year ending 30th June, 1904. Presented 30th May, 1904, by Hon. W. S. Fielding..... *Printed for both distribution and sessional papers.*
- 5a. Further Supplementary Estimates for the year ending 30th June, 1904. Presented 28th June, 1904 by Hon. W. S. Fielding..... *Printed for both distribution and sessional papers.*
- 5b. Supplementary Estimates for the year ending 30th June, 1905, Presented 25th July, 1904, by Hon. W. S. Fielding..... *Printed for both distribution and sessional papers.*
- 5c. Further Supplementary Estimates for the year ending 30th June, 1904. Presented 3rd August, 1904, by Hon. W. S. Fielding..... *Printed for both distribution and sessional papers.*
- 5d. Further Supplementary Estimates for the year ending 30th June, 1905. Presented 3rd August, 1904, by Hon. W. S. Fielding..... *Printed for both distribution and sessional papers.*
6. List of Shareholders in the Chartered Banks of Canada, as on 31st December, 1903. Presented 17th May, 1904, by Hon. W. S. Fielding..... *Printed for both distribution and sessional papers.*

CONTENTS OF VOLUME 3.

7. Report of dividends remaining unpaid, unclaimed balances and unpaid drafts and bills of exchange in Chartered Banks of Canada, for five years and upwards, prior to December 31, 1903. Presented 26th May, 1904, by Hon. W. S. Fielding..... *Printed for both distribution and sessional papers.*
8. Report of the Superintendent of Insurance, for the year ended 31st December, 1903. *Printed for both distribution and sessional papers.*
9. Abstract of Statements of Insurance Companies in Canada, for the year ended 31st December, 1903. Presented 13th April, 1904, by Hon. W. S. Fielding. *Printed for both distribution and sessional papers.*

CONTENTS OF VOLUME 4.

10. Report of the Department of Trade and Commerce, for the fiscal year ended 30th June, 1903. Presented 16th March, 1904, by Hon. J. Sutherland. *Printed for both distribution and sessional papers.*

CONTENTS OF VOLUME 5.

11. Tables of the Trade and Navigation of Canada, for the fiscal year ended 30th June, 1903. Presented 16th March, 1904, by Hon. W. Paterson. *Printed for both distribution and sessional papers.*

CONTENTS OF VOLUME 6.

12. Inland Revenues of Canada. Excise, etc., for the fiscal year ended 30th June, 1903. Presented 16th March, 1904, by Hon. L. P. Brodeur. *Printed for both distribution and sessional papers.*
13. Inspection of Weights, Measures, Gas and Electric Light, for the fiscal year ended 30th June, 1903. Presented 16th March, 1904, by Hon. L. P. Brodeur. *Printed for both distribution and sessional papers.*
14. Report on Adulteration of Food, for the fiscal year ended 30th June, 1903. Presented 7th April, 1904, by Hon. L. P. Brodeur. *Printed for both distribution and sessional papers.*
15. Report of the Minister of Agriculture, for the year ended 31st October, 1903. Presented 22nd March, 1904, by Hon. W. S. Fielding. *Printed for both distribution and sessional papers.*
16. Report of the Director and Officers of the Experimental Farms, for the year 1903. Presented 27th May, 1904, by Hon. S. A. Fisher. *Printed for both distribution and sessional papers.*

CONTENTS OF VOLUME 7.

17. Criminal Statistics for the year ended 30th September, 1903. *Printed for both distribution and sessional papers.*
18. Report on Canadian Archives, 1903. *Printed for both distribution and sessional papers.*
19. Report of the Minister of Public Works, for the fiscal year ended 30th June, 1903. Presented 16th March, 1904, by Hon. J. Sutherland. *Printed for both distribution and sessional papers.*
- 19a. Special Report of the Government Telegraph Service, compiled by the Department of Public Works. Presented 16th June, 1904, by Sir Wilfrid Laurier. *Printed for both distribution and sessional papers.*

CONTENTS OF VOLUME 8.

20. Annual Report of the Department of Railways and Canals, for the fiscal year ended 30th June, 1903. Presented 12th April, 1904, by Hon. H. R. Emmerson. *Printed for both distribution and sessional papers.*
21. Report of the Department of Marine and Fisheries (Marine), for the fiscal year ended 30th June, 1903. Presented 24th March, 1904, by Hon. J. R. Préfontaine. *Printed for both distribution and sessional papers.*
- 21a. Fourth Annual Report of the Geographic Board of Canada, 1903. *Printed for both distribution and sessional papers.*

CONTENTS OF VOLUME 9.

- 21b. List of Shipping issued by the Department of Marine and Fisheries, being a List of Vessels on the registry books of Canada, on the 31st December, 1903. *Printed for both distribution and sessional papers.*
22. Report of the Department of Marine and Fisheries (Fisheries), for the fiscal year ended 30th June, 1903. Presented 6th April, 1904, by Hon. J. R. Préfontaine. *Printed for both distribution and sessional papers.*
23. Report of the Harbour Commissioners, etc., 1903. *Printed for both distribution and sessional papers.*

CONTENTS OF VOLUME 10.

24. Report of the Postmaster General, for the year ended 30th June, 1903. Presented 16th March, 1904, by Sir William Mulock. *Printed for both distribution and sessional papers.*
25. Annual Report of the Department of the Interior, for the fiscal year ended 30th June, 1903. Presented 16th March, 1904, by Hon. C. Sifton. *Printed for both distribution and sessional papers.*

CONTENTS OF VOLUME 11.

26. Summary Report of the Geological Survey Department for the calendar year 1903. Presented 5th July, 1904, by Sir Richard Cartwright. *Printed for both distribution and sessional papers.*
27. Annual Report of the Department of Indian Affairs, for the fiscal year ended 30th June, 1903. Presented 8th July, 1904, by Hon. C. Sifton. *Printed for both distribution and sessional papers.*
28. Report of the North-West Mounted Police, 1903. Presented 18th April, 1904, by Sir Wilfrid Laurier. *Printed for both distribution and sessional papers.*

CONTENTS OF VOLUME 12.

29. Report of the Secretary of State of Canada, for the year ended 31st December, 1903. Presented 16th March, 1904, by Hon. J. Sutherland. *Printed for both distribution and sessional papers.*
30. Civil Service List of Canada, 1903. Presented 16th March, 1904, by Sir Wilfrid Laurier. *Printed for both distribution and sessional papers.*
31. Report of the Board of Civil Service Examiners, for the year ended 31st December, 1903. Presented 28th April, 1904, by Sir Wilfrid Laurier. *Printed for both distribution and sessional papers.*
32. Annual Report of the Department of Public Printing and Stationery, for the year ended 30th June, 1903. Presented 28th April, 1904, by Sir Wilfrid Laurier. *Printed for both distribution and sessional papers.*
33. Report of the Joint Librarians of Parliament for the year 1903. Presented 11th March, 1904, by the Hon. The Speaker. *Printed for sessional papers.*
34. Report of the Minister of Justice as to Penitentiaries of Canada, for the year ended 30th June, 1903. Presented 11th April, 1904, by Hon. C. Fitzpatrick. *Printed for both distribution and sessional papers.*
35. Report of the Department of Militia and Defence of Canada, for the year ended 31st December, 1903. Presented 10th May, 1904, by Sir Frederick Borden. *Printed for both distribution and sessional papers.*

CONTENTS OF VOLUME 13.

36. Report of the Department of Labour, for the year ended 30th June, 1903. Presented 16th March, 1904, by Sir William Mulock. *Printed for both distribution and sessional papers.*
- 36a. Evidence taken before the Royal Commission to inquire into Industrial Disputes in the province of British Columbia. Presented 15th July, 1904, by Sir William Mulock. *Printed for both distribution and sessional papers.*
37. An agreement made between His Majesty the King and the Grand Trunk Pacific Railway Company, dated March 8th, 1904, varying in some respects the provisions of the agreement between His Majesty and Sir Charles Rivers Wilson and others representing the said company, a copy of which forms the Schedule to the Act, 3 Edward VII, chapter 71. Presented 11th March, 1904, by Sir Wilfrid Laurier. *Printed for both distribution and sessional papers.*
- 37a. Proposed alterations to contract *re* Grand Trunk Pacific Railway Company, and correspondence in connection therewith. Presented 28th March, 1904, by Sir Wilfrid Laurier. *Printed for both distribution and sessional papers.*
38. Statement of superannuations and retiring allowances in the civil service during the year ended 31st December, 1903, showing name, rank, salary, service, allowance and cause of retirement of each person superannuated or retired, and also whether vacancy filled by promotion or by new appointment, and salary of any new appointee. Presented 16th March, 1904, by Hon. W. S. Fielding. *Not printed.*

CONTENTS OF VOLUME 13—*Continued.*

39. Return of over-rulings by the treasury board of the auditor general's decisions between the commencement of the session of 1903 and that of 1904. Presented 16th March, 1904, by Hon. W. S. Fielding. *Not printed.*
40. Statement of Governor General's Warrants issued since the last session of parliament, on account of the fiscal year 1903-1904. Presented 16th March, 1904, by Hon. W. S. Fielding. *Not printed.*
41. Statement in pursuance of section 17 of the Civil Service Insurance Act, for the fiscal year ending 30th June, 1903. Presented 16th March, by Hon. W. S. Fielding *Not printed.*
42. Statement of receipts and expenditures of the Ottawa Improvement Commission, for the fiscal year ended 30th June, 1903. Presented 16th March, 1904, by Hon. W. S. Fielding. *Not printed.*
43. Return showing the expenditure on account of unforeseen expenses from the 1st July, 1903, to the 10th March, 1904. Presented 16th March, 1904, by Hon. W. S. Fielding. *Not printed.*
44. Ordinances of the Yukon Territory, passed by the Yukon Council in the year 1903. Presented 17th March, 1904, by Sir Wilfrid Laurier. *Not printed.*
45. Report of the Commissioner, Dominion Police Force, for the year 1903. Presented 17th March, 1904, by Hon. W. S. Fielding *Not printed.*
46. The Award of the Alaska Boundary Tribunal. Presented 22nd March, 1904, by Sir Wilfrid Laurier. *Printed for sessional papers.*
- Note.—This is included in 46a.
- 46a. Correspondence respecting the Alaska boundary, together with the award of the Alaska Boundary Tribunal. Presented 8th July, 1904, by Sir Wilfrid Laurier. *Printed for both distribution and sessional papers.*
47. Detailed statement of all bonds and securities registered in the Department of the Secretary of State of Canada, since last Return, 24th March, 1903, submitted to the parliament of Canada under section 23, chapter 19 of the Revised Statutes of Canada. Presented 23rd March, 1904, by Sir Wilfrid Laurier. *Not printed.*
48. Statement of the affairs of the British Canadian Loan and Investment Company, as on 31st December, 1902. Presented 21st March, 1904, by the Hon. The Speaker. *Not printed.*
49. Return to an order of the House of Commons, dated 17th March, 1904, for a copy of the Report of Mr. McLeod, C.E., upon the continuation of the Trent Valley Canal between Rice Lake and Lake Ontario. Presented 28th March, 1904.—*Mr. Blain*. *Printed for sessional papers.*
- 49a. Return to an order of the House of Commons, dated 28th March, 1904, for copies of all engineers' reports with plans and profiles, and other particulars, showing the surveys for the southern section of the Trent Valley Canal, between Rice Lake and Lake Ontario, by the two routes, via Trenton and Port Hope; and the comparative cost by each route. Presented 2nd May, 1904.—*Mr. Blain*. *Not printed.*
50. Return of orders in council which have been published in the *Canada Gazette* between 1st January and 31st December, 1903, in accordance with the provisions of section 52 of the North-west Irrigation Act, chapter 35 of 61 Victoria. Presented 30th March, 1904, by Hon. C. Sifton. *Not printed.*
51. Return of orders in council which have been published in the *Canada Gazette* and in the *British Columbia Gazette*, between 1st January and 31st December, 1903, in accordance with the provisions of subsection (d) of section 38 of the regulations for the survey, administration, disposal and management of Dominion lands within the 40-mile railway belt in the province of British Columbia. Presented 30th March, 1904, by Hon. C. Sifton *Not printed.*
52. Return of orders in council which have been published in the *Canada Gazette* between 1st January and 31st December, 1903, in accordance with the provisions of clause 91 of the Dominion Lands Act, chapter 54 of the Revised Statutes of Canada, and its amendments. Presented 30th March, 1904, by Hon. C. Sifton *Not printed.*
53. Return (in so far as the Department of the Interior is concerned) of copies of all orders in council, plans, papers and correspondence which are required to be presented to the House of Commons, under a resolution passed on 20th February, 1882, since the date of the last return under such resolution. Presented 30th March, 1904, by Hon. C. Sifton *Not printed.*
54. Return to an order of the House of Commons, dated 28th March, 1904, showing amount of rebates of duties paid on agricultural implements from June 30th, 1901, to June 30th, 1903, to each firm exporting such machinery for the respective years. Presented 11th April, 1904.—*Mr. Roche (Marquette)* *Not printed.*

 CONTENTS OF VOLUME 13—*Continued.*

55. Return showing remissions of interest made under section 141, as added to the Indian Act by section 8, chapter 35, 58-59 Victoria, for the year ended 30th June, 1903. Presented 11th April, 1904, by Hon. C. Sifton *Not printed.*
56. Return of all lands sold by the Canadian Pacific Railway Company, from the 1st of October, 1902, to the 1st October, 1903. Presented 11th April, 1904, by Hon. C. Sifton *Not printed.*
57. Return to an order of the House of Commons, dated 28th March, 1904, for copies of all correspondence since January 1st, 1904, between the postmaster general and the mayor of the town of Walkerton, relating to the irregularity of the mail service to the Town of Walkerton. Presented 11th April, 1904.—*Mr. Donnelly* *Not printed.*
58. Return of the names and salaries of all persons appointed to or promoted in the several department of the civil service, during the calendar year 1903. Presented 13th April, 1904, by Hon. W. S. Fielding *Not printed.*
59. Orders of the Exchequer Court, under provisions of section 55 of 50-51 Victoria, as amended by 52 Victoria, chapter 8. Presented 13th April, 1904, by Hon. C. Fitzpatrick *Not printed.*
60. Return to an order of the House of Commons, dated 28th March, 1904, for copies of all correspondence, petitions and papers, between any settlers in township 27, ranges 31 and 32, and township 28, ranges 31 and 32, and any department of the government, in reference to adding of those townships to the Doukhobor reserve. Presented 14th April, 1904.—*Mr. Roche (Marquette)* *Not printed.*
61. Return to an order of the House of Commons, dated 17th March, 1904, for copies of all correspondence in connection with the cutting of any timber on Hope Island, in the Georgian Bay, by any person or persons during the years 1903-4. Presented 14th April, 1904.—*Mr. Bennett* *Not printed.*
- 61*a*. Supplementary return to 61. Presented 28th April, 1904. *Not printed.*
62. Copy of order in council respecting shipment of Canadian goods in United States vessels via St. Michaels, with regulations and instructions issued in 1898 and subsequent years, and also correspondence respecting the issue of orders and instructions for the season of 1904. Presented 19th April, 1904, by Hon. W. Paterson *Printed for sessional papers.*
63. Extract from a report of the committee of the honourable the privy council, approved by the governor general on the 11th March, 1904, respecting the management and control of public and other works (3 Edward VII., c. 53), provides for the transfer by the governor in council of the management, charge and direction of any public works, or any power, duty or function with respect to any work or class of works, whether public or private, which is assigned to or vested by statute in any minister or department, to any other minister or department. Presented 20th April, 1904, by Sir Wilfrid Laurier *Printed for sessional papers.*
64. Return to an order of the House of Commons, dated 17th March, 1904, showing the names and number of the officials in the employ of government in Canada in connection with immigration; the salaries of each; the amount of money spent in Canada in connection with immigration; the total expenditure in connection with immigration, for the fiscal year ending 30th June, 1903; the expenditure for advertising; and the amount of expenditure on buildings, with names of places. Presented 20th April, 1904.—*Mr. Wilson* *Printed for sessional papers.*
- 64*a*. Return to an order of the House of Commons, dated 17th March, 1904, showing the names and number of all the immigration agents employed on commission by the Dominion government in Great Britain and Ireland, and in Europe, specifying the countries; also the United States. Also how much commission is paid for each immigrant to each agent; how many immigrants have been sent to Canada by each agent; how much money has been paid to each agent as commission; and how much has been allowed to each agent for expenses from 30th June, 1902, to 1st January, 1904. Presented 20th April, 1904.—*Mr. Wilson* *Printed for sessional papers.*
- 64*b*. Return to an order of the House of Commons, dated 17th March, 1904, showing the names and number of all immigration agents employed on salary by the Dominion government from the 30th June, 1902, to 1st January, 1904, in Great Britain and Ireland, the United States of America and Europe; the salary paid to each agent, the amount allowed for expenses to each. Also the number of immigrants sent to Canada by each of the said agents. Presented 22nd April, 1904.—*Mr. Wilson*.

Printed for sessional papers.

CONTENTS OF VOLUME 13—*Continued.*

65. Return to an Order of the House of Commons, dated 17th March, 1904, for copies of all thermograph records of temperature taken on board Atlantic steamships since January 1st, 1903, stating:—1. Name of steamship. 2. Date when thermograph was put in chamber. 3. Date when steamer left the port. 4. Whether chamber was (a) cold storage; (b) cool air; (c) mechanically ventilated; (d) ordinary or whether the record was taken on deck, or other place where the natural temperature of the air would be registered, unexposed to the sun's rays. 5. Where practicable, in what part of the chamber the thermograph was placed. Presented 20th April, 1904.—*Mr. Smith (Wentworth).*
Not printed.
- 65a. Return to an order of the House of Commons, dated 17th March, 1904, for copies of all correspondence to date between the department of agriculture and the steamship companies, in regard to mechanical ventilation of ships' holds. Presented 22nd April, 1904.—*Mr. Smith (Wentworth).*
Not printed.
66. Return to an order of the House of Commons, dated 28th March, 1904, showing:—1. The number of timber limits, and where located, that have been disposed of by the government since March 15, 1902, in the province of Manitoba and the North-west Territories. 2. The names of the purchasers in each case, and the price paid for each limit. 3. Copies of tender for each limit, and the names of the newspapers in which the advertisements appeared. Presented 22nd April, 1904.—*Mr. Roche (Marquette).*.....*Not printed.*
- 66a. Return to an order of the House of Commons, dated 17th March, 1904, showing the number of timber limits granted in Manitoba and the North-west Territories, between the years 1878 and 1896, inclusive; and the mileage covered by said limits, together with the amount of money per mile received by the government for said timber limits. Also the number of limits that have been granted since the present government came into power, and the amount received per mile for the same. Presented 22nd April, 1904.—*Mr. McCreary.*..... *Not printed.*
67. Return to an address of the House of Commons, dated 17th March, 1904, for copies of all petitions, memorials and correspondence respecting the half-breed allotment of scrip in Manitoba and the Territories up to date. Also copies of all reports and orders in council in connection therewith. Presented 22nd April, 1904.—*Mr. LaRivière.*.....*Not printed.*
- 67a. Return to an order of the House of Commons, dated 25th April, 1904, of all petitions, letters and other correspondence between the half-breeds of the Saskatchewan district and the Dominion government, relating in any way to the grievances of the said half-breeds, for the years 1883, 1884 and 1885. Also all correspondence between the Dominion government and their officials and others in the district of Saskatchewan, previous to the rebellion of 1885, relating in any way to the grievances of the said half-breeds. Presented 31st May, 1904.—*Mr. McCreary.*.....*Not printed.*
- 67b. Supplementary return to 67. Presented 31st May, 1904.*Not printed.*
- 67c. Return to an order of the House of Commons, dated 25th April, 1904, of all letters, petitions and correspondence between D. H. McDowel, Esq., M.P., and the government, relating to the payment of rebellion claims and the issue of half-breed scrip in the Saskatchewan district. Presented 10th June, 1904.—*Mr. McCreary.* *Not Printed.*
- 67d. Return to an order of the House of Commons, dated 25th April, 1904, showing: 1. The number of allotments of 240 acres of land made to half-breeds in Manitoba, and the total acreage covered by the same. 2. The number of scrip to half-breed children in Manitoba, and the total face value of the same. 3. The number of scrip to heads of half-breed families in Manitoba, and the total face value of the same. 4. The number of scrip to original white settlers in Manitoba, and the total face value of the same. 5. The number of scrip issued in commutation of hay privileges in Manitoba, and the total face value of the same. 6. Scrip and land warrants issued for military services. 7. Scrip issued to the North-west Mounted Police. 8. Scrip issued to colonization companies; names of companies, and the face value of such scrip. 9. All other scrip issued by the department of interior; to whom, for what purpose; and respective face value of the same. 10. Number of each cash and land scrip issued to the North-west half-breeds. 11. Number and face value of all the above-described scrip outstanding on the 31st December, 1903. Presented 13th July, 1904.—*Mr. LaRivière.*.....*Not Printed.*

CONTENTS OF VOLUME 13—*Continued.*

68. Return to an order of the House of Commons, dated 28th March, 1904, for copies of all correspondence and agreements to date, between the government of Canada and any railway companies, in regard to ventilation of railway cars. Presented 22nd April, 1904.—*Mr. Smith (Wentworth).*
Not Printed.
69. Return to an address of the Senate, dated 14th April, 1904, showing for the years 1891 to 1904, both inclusive, in detail, drawn off under separate headings: 1. Income in Canada. 2. Expenditure or disbursements in Canada, in detail. 3. Premium note account in Canada, in detail. 4. Miscellaneous in Canada, in detail. 5. Exhibit of policies in Canada, in detail. 6. Details of termination in Canada, in detail. 7. General business statement for years 1891 to 1904, both inclusive. A. Income in detail. B. Disbursements, in detail. C. Ledger assets, in detail. D. Non-ledger assets, in detail. E. Liabilities, in detail. F. Exhibits of policies. These to be drawn on under different headings as to the detail of each statement, and additions to be made, as far as it applies, to figures for the years named. Company—Mutual Reserve Life Association, formerly known as the Mutual Reserve Fund Life Association. Also for the last return made by this company to the insurance department at Ottawa in the year 1904. Presented (Senate) 21st April, 1904.—*Hon. Mr. Donville.*
Not Printed.
70. Return to an address of the House of Commons, dated 28th March, 1904, for copies of all correspondence had with the government of Canada respecting the amalgamation of the South Shore, United Counties, and East Richelieu Valley Railways, or any of them; of any orders in council relating to the said amalgamation, and of all correspondence referring to the appointment of a receiver to the South Shore Railway Company. Presented 25th April, 1904.—*Mr. Monk.**Not Printed.*
71. Return to an order of the House of Commons, dated 17th March, 1904, for copies of all agreements made since January the first, 1903, between the government of Canada and any transatlantic steamship companies receiving a bonus or subsidy from the government of Canada. Presented 26th April, 1904.—*Mr. Smith (Wentworth).**Not Printed.*
72. Return to an order of the House of Commons, dated 17th March, 1904, for copies of all correspondence, petitions and other documents in possession of the government, with reference to the charges against and the dismissal of L. L. Gallagher, postmaster at Wilton, in the riding of Lennox, in the province of Ontario. Presented 29th April, 1904.—*Mr. Wilson.**Not printed.*
73. Return to an address of the Senate, dated 6th October, 1903, for all communications between the government of Canada, or any member thereof, and the Anglo-American Telegraph Company, any other telegraph company, the Provincial Government of Prince Edward Island, any Board of Trade in Prince Edward Island or any other province, and any representative of Prince Edward Island in the House of Commons, respecting the improvement of the telegraph service between Prince Edward Island and the mainland of the Dominion. Presented (Senate) 27th April, 1904.—*Hon. Mr. Ferguson.**Not printed.*
- 73a. Supplementary return to an address of the Senate, dated 6th October, 1903, for all communications, between the government of Canada, or any member thereof, and the Anglo-American Telegraph Company, any other telegraph company, the Provincial Government of Prince Edward Island, any Board of Trade in Prince Edward Island, or any other province, and any representative of Prince Edward Island in the House of Commons, respecting the improvement of the telegraph service between Prince Edward Island and the mainland of the Dominion; and also a copy of any contract existing between the Prince Edward Island Railway and the Anglo-American Telegraph Company, regarding the use of the lines and offices of the said railway for telegraphic purposes. Presented (Senate) 31st May, 1904.—*Hon. Mr. Ferguson.**Not printed.*
74. Copy of an Indenture made the 29th day of July, 1903; between the Canadian Northern Railway Company and His Majesty the King, represented by the Honourable the Minister of Finance and Receiver General of Canada. Presented 2nd May, 1904, by Hon. W. S. Fielding.*Not printed.*
75. Return to an order of the House of Commons, dated 25th April, 1904, for a copy of the contract between the government of Canada and the Manchester liners, in force during the season of 1903. Presented 2nd May, 1904.—*Mr. Lancaster.**Not printed.*
76. Return to an order of the House of Commons, dated 25th April, 1904, for copies of all petitions, memorials, letters and other correspondence, between the Maritime Board of Trade, the Charlottetown Board of Trade, the Alberton and West Prince Board of Trade, and the Government, with regard to a subsidy for a line of steamships to ply between Chatham, New Brunswick; Alberto and New London, on the north shore of Prince Edward Island; Sydney, Nova Scotia; the Magdalen Islands, and St. John's, Newfoundland. Presented 2nd May, 1904.—*Mr. Hackett.* *Not printed.*

CONTENTS OF VOLUME 13—*Continued.*

77. Return to an order of the House of Commons, dated 17th March, 1904, for copies of all correspondence, petitions, claims, and other documents, in the possession of the government, relating to the damages sustained by the farmers of the counties of St. John and Iberville and Missisquoi, by the floods in Richelieu River. Presented 3rd May, 1904.—*Mr. Demers (St. John and Iberville)* *Not printed.*
78. Return to an order of the House of Commons, dated 17th March, 1904, showing the amount of money expended by the Dominion government on improving the navigation on the Saskatchewan River, in the North-west Territories. Presented 3rd May, 1904.—*Mr. McCreary*. *Not printed.*
79. Return to an order of the House of Commons, dated 17th March, 1904, for copies of all correspondence since the first of March, 1903, including, reports, letters, telegrams, etc., between the government of Canada and any of its officers, or engineers, or other persons, respecting the damage being done to the island at Toronto by the waters of Lake Ontario; also copies of any orders or instructions which have been issued respecting the works necessary or to be undertaken for the protection of the said island, and the preservation of Toronto harbour. Presented 3rd May, 1904.—*Mr. Osler*. *Not printed.*
80. Return to an order of of the House of Commons, dated 23rd March, 1904, showing the names of all persons employed on the Bronte harbour improvements, in connection with the construction or repair of the pier, during the year ending 30th June, 1901, as foreman, timekeeper, labourers, or workmen of any kind. Also the several amounts paid as wages to each of such persons. And a similar return giving the like information for each of the years ending 30th June, 1902 and 1903; and for the six months ending January 1st, 1904, respectively. Presented 3rd May, 1904.—*Mr. Henderson*. *Not printed.*
81. Return to an order of the House of Commons, dated 25th April, 1904, for copies of all letters, telegrams, correspondence, petitions, memorials, documents and papers, relating to the recent appointment of Mr. Boyd to be postmaster at the village of Huntingdon, in the province of Quebec; or relating to the filling of the vacancy occasioned by the death of the late postmaster. Presented 3rd May, 1904.—*Mr. Borden (Halifax)*. *Not printed.*
82. Return to an order of the House of Commons, dated 25th April, 1904, for copies of all documents, memorials, petitions, reports and correspondence, in relation to the removal of the post office at Ossekeag, or Hampton Station, in King's County, N. B., from the railway station to the store of R. H. Smith. Presented 3rd May, 1904.—*Mr. Hughes (Victoria)*. *Not printed.*
83. Return to an order of the House of Commons, dated 28th March, 1904, showing the present indebtedness of the Montreal Turnpike Trust to the Dominion government; and the sums received by the latter as interest on bonds of said trust since 1895. Presented 3rd May, 1904.—*Mr. Monk*. *Not printed.*
84. Return to an order of the House of Commons, dated 25th April, 1904, showing: 1. The quantity and value of raw cotton imported into Canada during each of the past six years; also exports of same, if any, during same term. 2. From what countries it was imported, and the amount and value from each country. 3. The quantity and quality of manufactured cotton imported into Canada during each of the past six years. 4. From what countries it was imported, and the amount in value from each country. 5. The quantity and value of manufactured cotton exported from Canada during each of the past six years. 6. To what countries it was exported. Presented 4th May, 1904.—*Mr. Thompson (Haldimand and Monck)*. *Not printed.*
85. Return to an order of the House of Commons, dated 30th March, 1904, for: 1. Copies of the investigation held in February last, in Quebec, by the special tribunal appointed to inquire into the complaint laid by Lt.-Colonel Evanturel, commander of the 9th regiment of the active militia, against Major Ouellet, of the said regiment. 2. Of the recommendation of the commandant of the 7th military district, to the effect that the said Lt.-Colonel Evanturel be continued for a second term in the command of the said 9th regiment. 3. Of all correspondence relating to the said second prolongation of the said Lt.-Colonel Evanturel's term of command or relating to the said investigation. Presented 4th May, 1904.—*Mr. Casgrain*. *Not printed.*
- 85a. Supplementary return to No. 85. Presented 15th June, 1904. *Not printed.*
86. Return to an address of the House of Commons, dated 28th March, 1904, for copies of all letters, telegrams, communications in writing and correspondence, between the government, or any department of the government, or any minister, deputy ministers, officers or other persons acting for the government, and the Vancouver Engineering Works, Limited, or any official or other person acting for the

CONTENTS OF VOLUME 13—Continued.

- said company, respecting the enlargement of dry dock facilities on the Pacific coast. 2. All letters, telegrams, communications in writing, and correspondence between the government, or any department of the government, especially the department of public works, and the department of marine and fisheries, and N. Thompson & Company, or any member of that firm, D. G. McDonell, F. Burnett, R. Kelly, R. G. McPherson, and C. G. Johnson, or either of them, respecting the enlargement of dry dock facilities on the Pacific coast. 3. All letters, telegrams, communications in writing, and correspondence between the government, or any department of the government, or any officer acting or purporting to act for the government, and any persons whomsoever, respecting the enlargement of the dry dock facilities on the Pacific coast, or the establishment of a dry dock, or dry docks, on that coast. 4. All orders in council and other documents whatsoever respecting the matters aforesaid, or any of them. Presented 4th May, 1904.—*Mr. Haggart* *Not printed.*
87. (1). Return to an order of the House of Commons, dated 28th March, 1904, for copies of all reports, opinion, letters, and correspondence, written, sent, given or transmitted to the government, or any department or any minister, by P. V. Savard, Esq., from the date of his appointment, 14th May, 1903, (See *Hansard*, unrevised, 1904, page 235) to the 10th March, 1904, in relation to the investigation held or made by the said P. V. Savard, Esq., into the question as to how the local government of Quebec acquired the Mingan Seigniory, and what title to the property existed in the province prior to its conveyance to the Labrador Company (See *Hansard*, 1904, unrevised, page 230). Presented 5th May, 1904.—*Mr. Casgrain*..... *Not printed.*
87. (2). Return to an address of the House of Commons, dated 17th March, 1904, for copies of all orders in council, ministerial orders, or other documents appointing Mr. P. V. Savard, advocate, formerly a member of this house, to a position under the government, during the course of the years 1902, 1903, or 1904; of all correspondence relating to such appointment; and of all detailed accounts, memoranda, etc., for salary and fees as well for travelling expenses and all other expenses presented by the said P. V. Savard; and statements showing how much has been claimed by the said P. V. Savard, for such salary and expenses, and how much has been paid to him. Presented 5th May, 1904.—*Mr. Taylor*..... *Not printed.*
88. Return to an order of the House of Commons, dated 25th April, 1904, giving names of all delegates sent by the government from Canada to Great Britain and Ireland, or any European country, during the year 1903; with the amount paid to each delegate by way of salary and expenses; and the nature of the duties performed by each delegate; giving districts where those duties were performed. Presented 6th May, 1904.—*Mr. Roche (Marquette)*..... *Not printed.*
89. Return to address of the House of Commons, dated 24th March, 1904, for copies of all contracts entered into between the government of Canada and any corporation, company or person, during the past five years for the carriage of mails between any port or ports on the St. Lawrence and the United Kingdom; and copies of all such contracts for the carriage of mails, during the period aforesaid, between any port or ports in Nova Scotia or New Brunswick and the United Kingdom. Presented 9th May, 1904.—*Mr. Haggart*..... *Not printed.*
90. Return to an address of the House of Commons, dated 25th April, 1904, for copies of orders in council, departmental orders, or letters, defining the respective duties of the chief engineer of the department of marine and fisheries, and of the Commissioner of Lights. Presented 10th May, 1904.—*Mr. Lancaster*..... *Not printed.*
91. Return to an address of the House of Commons, dated 9th May, 1904, for copies of all orders in council, patents, deeds, documents, correspondence and papers, passed, executed, signed, delivered, sent or received, since the first of July, 1903, in connection with the grant of any land in the city of Quebec to the Ross Rifle Factory Company, or Sir Charles Ross, or any person or persons on behalf of or acting for the said Sir Charles Ross or the said company. Presented 26th May, 1904.—*Mr. Bell*..... *Not printed.*
92. Return to an order of the House of Commons, dated 9th May, 1904, for a statement showing in detail the quantity of vegetables and fruits imported from the United States and entered at the ports of Montreal and Toronto, during the years 1902 and 1903, respectively; as well as of the amount of duties collected by the government during the said two years at each one of said ports, and indicating separately the quantities and amounts for the first six months in each year. Presented 26th May, 1904.—*Mr. Monk*..... *Not printed.*

CONTENTS OF VOLUME 13—*Continued.*

93. Return to an order of the House of Commons, dated 9th May, 1904, for copies of all correspondence, letters, telegrams, petitions or other documents, from January 1st, 1901, to the present time, in connection with or in relation to the dismissal of E. A. Nash, formerly Dominion lands agent at Kamloops, B.C.; and all correspondence, letters, telegrams or other documents in relation to his application for superannuation. Presented 26th May, 1904.—*Mr. Taylor*..... *Not printed.*
94. Return to an order of the House of Commons, dated 9th May, 1904, for a copy of the report of Blaise Dugas, who was sent to Belgium in connection with increasing the facilities of the tobacco trade with that country, during the year 1902. Presented 27th May, 1904.—*Mr. Monk*..... *Not printed.*
95. Return to an order of the House of Commons, dated 9th May, 1904, showing: 1. The total expenditure in connection with the cheese-cooling rooms at Brockville and Woodstock, Ontario, up to the first of March, 1904, detailed as follows: 2. The cost of site for curing room. 3. The cost of construction of buildings. 4. The cost of machinery, fittings, etc. 5. The cost of cheese purchased. 6. The cost of hauling cheese. 7. The salaries of officials, labour, travelling expenses, etc. 8. The cost of cheese boxes, chemicals, light, telephone, cold storage, freight, and all other incidentals. 9. The amount received for sale of cheese. 10. The amount received for curing cheese. Presented 27th May, 1904.—*Mr. Taylor*..... *Not printed.*
- 95a. Return to an order of the House of Commons, dated 9th May, 1904, showing: 1. The total expenditure in connection with the cheese-cooling room at St. Hyacinthe, Quebec, up to the first of March, 1904, detailed as follows: 2. The cost of site for curing room. 3. The cost of construction of buildings. 4. The cost of machinery, fittings, etc. 5. The cost of cheese purchased. 6. The cost of hauling cheese. 7. The salaries of officials, labour, travelling expenses, etc. 8. The cost of cheese boxes, chemicals, light, telephone, cold storage, freight, and all other incidentals. 9. The amount received for sale of cheese. 10. The amount received for curing cheese. Presented 27th May, 1904.—*Mr. Taylor*..... *Not printed.*
- 95b. Return to an order of the House of Commons, dated 9th May, 1904, showing: 1. The total expenditure in connection with the cheese-cooling room in Cowansville, Quebec, up to the first of March, 1904, detailed as follows: 2. The cost of site of curing-room. 3. The cost of construction of buildings. 4. The cost of machinery, fittings, etc. 5. The cost of cheese purchased. 6. The cost of hauling cheese. 7. The salaries of officials, labour, travelling expenses, etc. 8. The cost of cheese boxes, chemicals, light, telephone, cold storage, freight, and all other incidentals. 9. The amount received for sale of cheese. 10. The amount received for curing cheese. Presented 27th May, 1904.—*Mr. Taylor*..... *Not printed.*
96. Return to an address of the House of Commons, dated 17th March, 1904, for copies of all correspondence respecting the sale, lease or rental of the Garrison Common to the city of Toronto, or to any private parties; and also as to the acquirement of the land to be used by the permanent military forces; together with all orders in council disposing of said Garrison Common, and acquiring the lands to be used for military purposes. Presented 30th May, 1904.—*Mr. Clarke*..... *Not printed.*
97. Return to an address of the House of Commons, dated 28th March, 1904, for copies of all orders of council, and of all other documents and correspondence relating to the appointment of a commissioner to investigate the condition of the lobster and other Atlantic coast fisheries; likewise of the instructions given regarding that subject; also the reports that may have been made thereon. Presented 30th May, 1904.—*Mr. Gauvion*..... *Not printed.*
98. Return to an address of the House of Commons, dated 9th May, 1904, for copies of all correspondence representations, minutes, or orders in council, appointments, instructions, papers and writings, in reference to, or in connection with, railway cattle-guards; or in reference to, or in connection with, the selection or appointment of the cattle-guard commission, and the members thereof; and their actions and proceedings, including the retirement of Mr. Robertson, and the appointment of Mr. F. W. Holt, C.E., as sole commissioner; and his instructions and subsequent proceedings; and including all interim, partial and final reports by the original or subsequent commission, between the date of the report of railway committee of the session of 1902 on the Lancaster Bill No. 3, of that session, and this date. Presented 30th May, 1904.—*Mr. Clark*..... *Not printed.*
99. Return to an order of the House of Commons, dated 28th March, 1904, of the judgment and decision of the board of railway commissioners in the application of the towns of Port Arthur and Fort William for telephonic communication with stations and premises of the Canadian Pacific Railway. Presented 30th May, 1904.—*Mr. Sprout*..... *Not printed.*

CONTENTS OF VOLUME 13—*Continued.*

100. Return to an order of the House of Commons, dated 9th May, 1904, for copies of all letters, correspondence, memorials, petitions and documents, in the possession of the Government, relating to the employment, or requesting the employment, by the Grand Trunk Railway Company, or by the Grand Trunk Pacific Railway Company, of British subjects as engineers in the surveying and construction of the proposed National Transcontinental Railway; and generally, all correspondence and documents in the possession of the government, in any way complaining of, or protesting against, the employment of aliens as engineers in railway surveying or construction on the line of the proposed National Transcontinental Railway. Presented 30th May, 1904.—*Mr. Taylor*.....*Not printed.*
101. Return to an order of the House of Commons dated 9th May, 1904, for copies of all correspondence between the post office department any any person, or persons, referring to the change in post-masters in charge of the post office at Trena, in the township of Matilda, in the county of Dundas. Presented 31st May, 1904.—*Mr. Taylor*.....*Not printed.*
102. Copy of the order in council appointing His Honour Judge Winchester, commissioner, to ascertain the names, nationality, nature and time of employment, remuneration and actual *bona fide* residence at the time of employment, of each person heretofore or at present employed in connection with the surveys of the proposed Grand Trunk Pacific Railway; and also as to the names of all the Canadians or *bona fide* residents of Canada, who have made application for such employment, the nature of the employment applied for, and the result of such application, etc. Presented 31st May, 1904, by Sir William Mulock.....*Not printed.*
103. Return of application for registration, under the provisions of chapter 131 (R.S.C.) intituled: "An Act respecting Trade Unions." Presented 1st June, 1904, by Hon. W. S. Fielding.
Not printed.
104. Return to an order of the House of Commons, dated 25th April, 1904, giving details with regard to the actual cost of construction of the Belfast and Murray Harbour branches of the Prince Edward Island Railway between Southport and Murray River, as follows: Miles clearing, and cost per mile, miles close cutting, and cost per mile; miles grubbing, and cost per mile; cubic yards solid rock excavated, rate per yard, and cost per mile; ditching rate per yard, and cost per mile; cubic yards borrowed, rate per yard and cost per mile; public crossings, cost per mile; farm crossings, cost per mile; ballast, cost per mile; fencing, cost per mile; rail fastenings, cost per mile; beam culverts, cost per mile; length of sidings in feet, and cost of same; stations, where placed, and cost of each; miles of track-laying, and cost per mile; three-foot iron pipes, how many, and cost per mile; eighteen-inch vitrified clay pipes, and cost per mile; steel trestles, length of same, and cost per mile; total cost of work to date; description and size of engine-house and turn-table; also capacity of water-tank, and where situated. Presented 6th June, 1904.—*Mr. Hackett*...*Not printed.*
- 104a. Return to an address of the Senate, dated 31st May, 1904, giving statements in detail of the expenditures on Hillsborough Bridge and Murray Harbour Branch Railway, Prince Edward Island, contained in an amount of \$1,492,525.47 stated by the minister of finance in the House of Commons on the 30th of September, 1903, to have been expended on these two works up to the 30th June, 1903. And also similar statements regarding any other expenditures, if any, up to the last mentioned date, on these works, not included in the amount so stated by the Finance Minister: 1. Expenditure on Murray Harbour Branch Railway for—(a) Surveys. (b) Legal expenses, names of persons to whom paid, and amount of each. (c) Land damages, names of persons to whom paid, and amount of each. (d) Grading and blasting. (e) Track-laying. (f) Fencing. (g) Equipment. (h) Any other expenditure, if any, not included in these headings, to make up the total expenditure up to June 30, 1903. 2. Expenditure on Hillsborough Bridge for—(a) Surveys. (b) Legal expenses, to whom paid, and amount to each. (c) Approaches, including land damages, to whom paid, and amount to each. (d) Substructures. (e) Superstructures. (f) Track-laying for railway and general traffic. (g) Any other expenditures, if any, for the same period, not included under above headings. 3. A detailed statement, as above, showing the expenditure, up to the date of the passing of this address, of the whole or part of the amount of \$1,230,000 voted for the said bridge and railway for the current year. 4. A detailed statement, as in Nos. 1 and 2, showing the estimated application of any part of the said \$1,230,000, voted last session for the said railway and bridge and unexpended at the date of the passing of this address. Statements regarding railway and bridge to be given separately. Presented 26th July, 1904.—*Hon. Sir Mackenzie Bowell*.....*Not printed.*

CONTENTS OF VOLUME 13—*Continued.*

- 104b. Return to an order of the House of Commons, dated 30th May, 1904, giving a statement in detail of the expenditures on Hillsborough Bridge, Prince Edward Island, and Murray Harbour Branch Railway, Prince Edward Island, contained in an amount of \$1,492,525.47, stated by the minister of finance, in *Hansard* of 1903, page 12829, to have been expended on these two works up to 30th June, 1903: Expenditure on Murray Harbour Branch: (a) surveys; (b) legal expenses, names of persons to whom paid, and amount to each; (c) land damages, names of persons to whom paid, and amount to each; (d) grading and ballasting; (e) track-laying; (f) fencing; (g) equipment; and any other expenditure under other headings to make up the total expenditure to June 30th, 1903. Expenditure on Hillsborough Bridge: (a) surveys; (b) cost of approaches, giving land damages, and to whom paid; (c) cost of substructures; (d) cost of superstructures; (e) legal expenses, to whom paid and amount to each. And also a detailed statement as above, showing the application of the sum of \$1,230,000, mentioned by the minister of finance in *Hansard*, 1903, page 12829, to be expended; statements on railway and bridge separately. Presented 4th August, 1904. *Mr. Lefurgey.*
Not printed.
105. Return to an address of the House of Commons, dated 9th May, 1904, for copies of all orders in council, documents, correspondence exchanged between the government, or any of the ministers, and any persons, regarding the Indian reserve established by 14 and 15 Victoria, chapter 106, in favour of the Iroquois Indians of Sault St. Louis and of the Lake of Two Mountains, and the exchange of that reserve for any other one or for any sum of money in favour of the said Indians. Presented 16th June, 1904.—*Mr. Leonard* *Not printed.*
106. Return to an address of the Senate, dated 25th April, 1904, showing the earnings and expenses of operating the Pacific cable since its opening for business: 1. The number of words transmitted each way, distinguishing ordinary messages from government and press messages. 2. The gross earnings each month. 3. The total expenses incurred each month—(a) in repairs; (b) in maintenance; (c) in interest; (d) in sinking fund; (e) in salaries. Together with copies of all correspondence relating to any difficulties which may have arisen in Australia in connection with the working and operation of said Pacific cable. Presented (Senate) 20th May, 1904.—*Hon. Sir Mackenzie Bowell.*
Not printed.
107. Return to an address of the Senate, dated 21st April, 1904, for copies of all correspondence and recommendations which led to the appointment of J. B. Jackson to the position of commercial agent to Leeds and Hull, England, at a salary of three thousand dollars per annum, and office and contingent expenses. Presented (Senate) 20th May, 1904.—*Hon. Sir Mackenzie Bowell.*
Not printed.
- 107a. Return to an address of the Senate, dated 1st June, 1904, for a copy of the recommendation made to the executive council upon which an order was passed appointing J. B. Jackson a commercial agent in England, together with a copy of said order authorizing said appointment. Presented (Senate) 7th June, 1904.—*Hon. Sir Mackenzie Bowell* *Not printed.*
108. Return to an address of the Senate, dated 20th April, 1904, of copies of geological or other reports in the hands of the government, bearing upon the question of coal or other fuel supply in the provinces of Quebec, Ontario, or Manitoba, with the view of devising some measure of relief from our present position. Presented (Senate) 20th May, 1904.—*Hon. Mr. McMullen* *Not printed.*
109. Return to an address of the Senate dated 14th April, 1904, showing: 1. Imports of aluminum in pigs or ingots into Canada. 2. Aluminum metal manufactured in any form. 3. Oxide of aluminum. 4. Alumina. 5. Quantities by weight values. 6. Countries imported from, and ports of entry in Canada, and what countries the production of. 7. Exports of aluminum in pigs or ingots. 8. Aluminum metal manufactured in any form. 9. What countries exported to, and ports of shipment in Canada. 10. Quantities by weight values. 11. For the years 1901, 1902, and 1903. Presented (Senate) 20th May, 1904.—*Hon. Mr. Donville* *Not printed.*
110. Return to an address of the Senate, dated 8th October, 1903, for a statement showing the amount of premiums of insurance against fire which have been paid each year in the city of Montreal during the last ten years, up to the 1st of July last, and also showing the amounts paid each year at Montreal during the same period by insurance companies to holders of policies, and also the names of these companies. Presented (Senate) 22nd April, 1904.—*Hon. Mr. David.*
Not printed.

CONTENTS OF VOLUME 13—*Continued.*

111. Return to an order of the House of Commons, dated 25th April, 1904, showing the number of liquor permits issued for the Yukon Territory since the date of the last return; the names of parties to whom said permits were issued; the quantities of liquor covered by each permit; and the names of all parties to whom said permits were assigned (if assigned) by the original permit-holder. Presented 9th June, 1904.—*Mr. Lancaster*..... *Not printed.*
112. Return to an order of the House of Commons, dated 30th May, 1904, for copies of the letters of resignation of the following officers of the 9th regiment of the active militia, addressed to Lt.-Colonel Evanturel: Majors Routhier and Ouellet; Captains Chabot, Belleau, Matte, Dessaint, P. T. Trudel and J. R. Trudel; Lieutenants Edm. Trudel, J. A. Beaulieu, F. H. Hallé and A. Grenier; and all correspondence between these officers and the department of militia regarding the said resignations. Presented 15th June, 1904.—*Mr. Casgrain*..... *Not printed.*
113. Copies of the order in council appointing Major General, the Earl Dundonald, to the command of the Canadian militia, 20th May, 1902, and the order in council relieving from the command of the Canadian militia, 14th June, 1904, and also correspondence and other papers connected therewith. Presented 15th June, 1904, by Sir Wilfrid Laurier. Further correspondence presented 16th June, 1904, by Hon. W. S. Fielding. Also on 22nd June, 1904, by Hon. S. A. Fisher.
Printed for both distribution and sessional papers.
- 113*a*. Further papers in connection with the removal of Major General the Earl of Dundonald from the command of the Canadian militia. Presented 29th June, 1904, by Sir Frederick Borden.
Printed for both distribution and sessional papers.
114. Return to an order of the House of Commons, dated 1st June, 1904, for a copy of all statements, documents and papers showing how much the government has received annually from the Quebec Central Railway Company from 1896 to 31st December, 1903: (a) for the passage of its trains over the Intercolonial from Harlaka to Lévis; (b) for the storage of its freight; (c) for water supplies; (d) for any other services. Presented 16th June, 1904.—*Mr. Morin*..... *Not printed.*
115. Return to an order of the House of Commons, dated 1st June, 1904, for copies of all correspondence exchanged between the department of finance and the town of Westmount, concerning the purchase of debentures of the Montreal Turnpike Trust. Presented 17th June, 1904.—*Mr. Rivet*.
Not printed.
116. Return to an order of the House of Commons, dated 1st June, 1904, for a copy of all correspondence between the post office authorities and Henry Goodrick, of Mount Royal Vale, in reference to his resignation as a post office employe. Presented 17th June, 1904.—*Mr. Monk*..... *Not printed.*
117. Report from the office of the geographer of the department of the interior, relating to surveys made on the Grand Trunk Pacific Railway line. Presented (Senate) 17th June, 1904, by Hon. R. W. Scott..... *Not printed.*
118. Return to an address of the Senate dated 31st May, 1904, of all geological and other expert reports in the hands of the government showing the existence of petroleum at Athabaska Landing and adjoining districts; also, the names of the districts in which crude oil has been discovered, with quantities produced in 1902 and 1903 by districts, together with the total quantity for Canada. Presented (Senate) 17th June, 1904.—*Hon. Mr. Poirier*..... *Not printed.*
119. Return to an order of the House of Commons, dated 6th June, 1904, for copies of the evidence taken at an investigation held into the conduct of the postmaster at Matane, P. Q., in June, 1903; of the report of the investigating officer, and all correspondence, documents and papers, in relation to the said investigation. Presented 20th June, 1904.—*Mr. Casgrain*..... *Not printed.*
120. Return to an order of the House of Commons, dated 30th May, 1904, of the correspondence between Dr. Rutherford, chief veterinary inspector, and Dr. Gerrow, and between the latter and John Campbell, Esq., of Fair view Farm, Mariposa, Woodville P.O., in relation to the shipment of sheep to the United States, and the quarantine therein; as well as in relation to the claim made by Mr. Campbell for repayment of express charges connected therewith. Presented 22d June, 1904.
Mr. Hughes (Victoria)..... *Not printed.*
121. Return to an order of the House of Commons, dated 30th May, 1904, for copies of all correspondence between the government and any of its officials and the secretary of the provincial board of health of Manitoba, relating to matters of quarantine, or to restrict the spread of infectious diseases, since January the 1st, 1902. Presented 22nd June, 1904.—*Mr. Roche (Marquette)*..... *Not printed.*

CONTENTS OF VOLUME 13—*Continued.*

122. Return to an order of the House of Commons, dated 13th June, 1904, for copies of all deeds, papers, documents, correspondence, etc., now existing in any department, and filed since the 15th of September, 1903, in relation to the contract executed in the course of last session, for the establishment of a line of steamers between Canada and France, and to the subsidy payable for the said purpose, or to any matter or subject connected with the said contract and the said subsidy; and also a copy of contract between the government and Mr. Colombier. Presented 28th June, 1904.—*Mr. Casgrain.*
Not printed.
123. Return of an order of the House of Commons, dated 30th May, 1904, for copies of all petitions, memorials, letters and other correspondence, between certain fishermen and any other party or parties, relating to any of the subject-matters contained in an official letter of the honourable minister of marine and fisheries, dated the 22nd of April, 1904, with regard to the authorization of the new lobster-canning licenses on the eastern coast of Prince Edward Island. Presented 28th June, 1904.—*Mr. Lafurgy.*..... *Not printed.*
- 124 (1.) Return to an order of the House of Commons, dated 13th June, 1904, for copies of all correspondence with and by the government, or any department thereof, or with the officials of any department of the government, relating to applications for employment on the surveys of the proposed railway company of Canada, or the Grand Trunk Pacific Railway Company, in relation to such applications, since the 30th May ult., up to date. Presented 28th June, 1904.—*Mr. Clarke.*
Not printed.
- 124 (2.) Return to an order of the House of Commons, dated 15th June, 1904, for copies of additional correspondence since the last order of the house, in the matter of the employment of engineers in railway surveying or construction on the line of the proposed National Transcontinental Railway. Presented 28th June, 1904.—*Mr. Borden (Halifax).*..... *Not printed.*
125. Protocol of the conference at Washington in May, 1898, preliminary to the appointment of a joint commission for the adjustment of questions at issue between the United States and Great Britain in respect to the relations of the former with the Dominion of Canada. Presented 29th June, 1904, by *Sir Wilfrid Laurier.*..... *Printed for sessional papers.*
126. Copy of a report of the committee of the honourable the privy council, approved by His Excellency the Governor General on the 22nd of June, 1904, rescinding the order in council of the 21st April, 1902, granting certain powers and privileges to Malcolm H. Orr-Ewing, A. N. C. Treadgold and Walter Barwick. Presented 30th June, 1904, by Hon. C. Sifton..... *Not printed.*
127. Cases in the Privy Council on Appeal from the Supreme Court of Canada *re* representation in the House of Commons of certain Provinces of the Dominion: Between the Attorney General for the Province of New Brunswick, Appellant, and Attorney General for the Dominion of Canada, Respondent; and between the Attorney General for the Province of Prince Edward Island, Appellant, and Attorney General for the Dominion of Canada, Respondent. Presented 4th July, 1904, by Hon. C. Fitzpatrick..... *Printed for sessional papers.*
128. Partial return to an order of the House of Commons dated 20th June, 1904, for copies of (a) all reports, correspondence, statements, accounts and papers, relating to seizures of binder twine since the 1st of January, 1902, and to prosecutions in respect of the charges; (b) the correspondence and papers between the several departments relating to all and every such seizure and to the prosecution; of the charges; (c) all instructions given to any person or persons in relation to such seizures or prosecutions; (d) the names, occupations and places of residence of all persons employed by or acting on behalf of the government, in relation to each of such seizures, or to the prosecution of the charges; (e) a statement of all expenses, charges or fees paid to or claimed by any person or persons, in connection with such seizures or prosecutions; and the papers connected with such payments and claims. Presented 6th July, 1904.—*Mr. Clague.*..... *Not printed.*
- 128a. Supplementary return to No. 128. Presented 15th July, 1904..... *Not printed.*
129. Extracts from two reports of a committee of the honourable the privy council respecting a lease, etc., to Mr. Michael P. Davis, of Ottawa, of a certain lot of land at the Lower Sheiks Island Dam on the the Cornwall Canal. Presented 11th July, 1904, by Sir Wilfrid Laurier..... *Not printed.*
130. Return to an order of the House of Commons, dated 12th July, 1904, for copies of correspondence and other papers respecting the extension of the command of Lieutenant-Colonel R. W. Gregory, commanding officer of the 2nd Dragoons, his subsequent resignation, &c. Presented 12th July, 1904, Sir Frederick Borden..... *Not printed.*

 CONTENTS OF VOLUME 13—*Continued.*

- 130*a*. Supplementary return to No. 130. Presented 2nd August, 1904. *Not printed.*
131. Orders in council passed since last session, submitted for the approval of parliament, in accordance with the provisions of section 5 of chapter 34 of the Statutes of Canada, 1902, intituled: "An Act further to amend the Yukon Territory Act." Presented 12th July, 1904, by Hon. C. Sifton. *Not printed.*
132. Return to an address of the Senate, dated 14th June, 1904, for a copy of all reports made since the opening of navigation to the department of the interior on the subject of the French steamer *Le Malou*, and more particularly a copy of the report of Doctor Potvin concerning this vessel. Presented (Senate) 12th July, 1904—*Hon. Mr. Landry*. *Not printed.*
133. Return to an order of the House of Commons, dated 20th June, 1904, for copies of all correspondence between any department of the government of Manitoba and any department of the government of the Dominion, relating to the acquisition, selection or survey of 256,000 acres of land, earned by the former Winnipeg and Hudson's Bay Railway Company, now the Canadian Northern Railway Company, and to which the government of the province of Manitoba is entitled. Presented 13th July, 1904.—*Mr. Stewart*. *Not printed.*
134. Return to an order of the House of Commons, dated 30th May, 1904, for copies of all correspondence, accounts and statements showing the cost of the buildings at Mabou, and at other points, which are used in connection with the creamery at Mabou, C.B.; the cost of the machinery, and the rental paid by the government; the salaries paid by the government; the price paid for milk and cream by the government; the quantity of butter manufactured in each year; the cost per pound of butter in each year; the price at which such butter has been sold each year; the government charge for manufacturing and marketing. Presented 13th July, 1904.—*Mr. Bell*. *Not printed.*
135. Return to an order of the House of Commons, dated 30th May, 1904, showing the number of pounds of butter and cheese which have been manufactured at the Dominion Dairy Station at Nappan, N.S., in each of the last three years. Also for a statement showing the cost of such cheese and butter in each year; giving the items which enter into such total cost, and also showing the cost of manufacture and the cost of marketing per pound, by years. Presented 13th July, 1904.—*Mr. Bell*. *Not printed.*
136. Return of an order of the House of Commons, dated 30th May, 1904, giving the number of chicken-fattening stations in operation in Prince Edward Island in the years, 1900, 1901, 1902, 1903, respectively, giving the locations of each, and the names of manager of each, for the respective years; the expenditure in each of these stations for the years named, and the refunds made from the sale of poultry, &c., stating separately the refund from each for the different years. Presented 13th July, 1904.—*Mr. Lefurgy*. *Not printed.*
137. Return to an order of the House of Commons, dated 25th April, 1904, for copies of all letters and other correspondence, between the board of trade of Alberton, Prince County, Prince Edward Island, and any other party or parties, and the government, relative to the importing of a fishing population, the construction of patent driers, and the general encouragement of the deep-sea fisheries on the north shore of Prince Edward Island. Presented 14th July, 1904.—*Mr. Hackett*. *Not printed.*
138. Return to an order of the House of Commons, dated 19th July, 1904, of copies of papers respecting the Canadian School of Musketry, Rockliffe, Ontario. Presented 19th July, 1904.—*Sir Frederick Borden*. *Not printed.*
139. Return to an order of the House of Commons, dated 13th June, 1904, for a copy of all correspondence between the government and any person, or persons, in reference to the granting of pensions to those of the Canadian South African contingents who were wounded or suffered any disability in such service. Presented 22nd July, 1904.—*Mr. Broder*. *Not printed.*
140. Return to an order of the House of Commons, dated 20th June, 1904, for copies of all contracts for public works entered into by the government, which required the contractors to pay their workmen fair wages, in accordance with the fair-wage resolution agreed upon by parliament in the session of 1900; also the amounts of money covered by these contracts. Presented 27th July, 1904.—*Mr. Smith (Vancouver)*. *Not printed.*
- 140*a*. Supplementary return to No. 140. Presented 3rd August, 1904. *Not printed.*
141. Correspondence and papers respecting the Canada Eastern Railway Company. Presented 29th July, 1904, by Hon. H. R. Emmerson. *Not printed.*

CONTENTS OF VOLUME 13—*Concluded.*

142. Return to an address of the House of Commons, dated 17th March, 1904, for copies of the commission appointing Mr. Justice Britton and other commissioners to inquire into the Treadgold and other concessions in the Yukon Territory; and of all the evidence, exhibits, papers and documents produced at the investigation held by the said commissioners, and of any report or reports made by the said commissioners. Presented 1st August, 1904.—*Mr. Casgrain.*
Printed for both distribution and sessional papers.
143. Return to an order of the House of Commons, dated 30th May, 1904, for copies of all correspondence, documents and reports, between the government and any party or parties, relative to the question of weighing dairy products at the port of Montreal, or elsewhere in the Dominion of Canada; as well as all documents, papers and letters connected with the commission appointed to investigate the same. Presented 4th August, 1904.—*Mr. Pope.*..... *Not printed.*
144. Return to an address of the House of Commons, dated 9th May, 1904, for copies of all correspondence between the government of British Columbia, the 'canners' association, or any other person, and the minister of marine and fisheries, or any official of the government, relating to the granting of fish-trap licenses in British Columbia; also any order in council relating to the same. Presented 6th August, 1904.—*Mr. Earle.*..... *Not printed.*
145. Return to an address of the Senate, dated 14th July, 1904, for a statement indicating, year by year, from the year 1901, inclusive, up to this day, the detail of the expenses incurred in the construction of the wharf at St. Alphonse of Ha! Ha! Bay. Presented (Senate) 8th August, 1904.—*Hon. Mr. Landry.*..... *Not printed.*
146. Return to an address of the Senate, dated 21st June, 1904, for: 1. A statement showing, in so many distinct columns, the names, surnames, ages, occupations of each of the sailors, from the commander down to the lowest cabin boy, who went to Germany, or who in Germany took service, on board of the *Gauss*, and who have come back to this country. 2. The number of years, months or days previously devoted to sea service by each of the sailors of the *Gauss*. 3. The names of all the signers of an alleged complaint supposed to have been addressed to the minister of marine. 4. A copy of such complaint and of every answer thereto, as well as of all correspondence relating thereto. 5. A copy of all correspondence relating to the purchase of the *Gauss*, and of the instructions given to Captain Bernier. 6. A copy of the log kept on board since the vessel has been placed under the command of Captain Bernier. Presented (Senate) 8th August, 1904.—*Hon. Mr. Landry.*..... *Not printed.*
147. Return to an address of the Senate, dated 27th June, 1904, for copies of all correspondence relating to the purchase or building of ice-breakers for use on the St. Lawrence or other Canadian waters. Presented (Senate) 8th August, 1904.—*Hon. Sir Mackenzie Bowell.*..... *Not printed.*

DOMINION OF CANADA

REPORT

OF THE

DEPARTMENT OF TRADE AND COMMERCE

FOR THE

FISCAL YEAR ENDED JUNE 30

1903

CONTENTS:

PART I.—CANADIAN TRADE

PART II.—FOREIGN TRADE

PRINTED BY ORDER OF PARLIAMENT



OTTAWA

PRINTED BY S. E. DAWSON, PRINTER TO THE KING'S MOST
EXCELLENT MAJESTY

1904



To His Excellency the Right Honourable Sir Gilbert John Elliot, Earl of Minto and Viscount Melgund of Melgund, County of Forfar, in the Peerage of the United Kingdom, Baron Minto of Minto, County of Roxburgh, in the Peerage of Great Britain, Baronet of Nova Scotia, Knight Grand Cross of Our Most Distinguished Order of Saint Michael and Saint George, &c., &c., Governor General of Canada, &c., &c.

MAY IT PLEASE YOUR EXCELLENCY—

The undersigned has the honour to present to Your Excellency the report of the Department of Trade and Commerce, for the fiscal year ended June 30, 1903.

All of which is respectfully submitted.

R. J. CARTWRIGHT,

Minister of Trade and Commerce.

OTTAWA, February 1, 1904.

TABLE OF CONTENTS.

- INTRODUCTION.—1. Report of Deputy Minister of Trade and Commerce. (Page XV.)
 2. British and Foreign Currencies, Weights and Measures differing from those of Canada and used in the Trade Reports of the respective countries named, with their equivalents in Canadian Legal Standards. (Page XXII.)

PART I

CANADIAN TRADE.

- TABLE NO. 1.—Statement of the Values of the Imports into and Exports from Canada, and of goods entered for consumption, distinguishing merchandise from coin and bullion, with the customs duties collected during each fiscal year ended 30th June, 1868 to 1903, inclusive. (Page 2.)
- TABLE NO. 2.—Statement (by Classes) of the Values of the Exports of Canada during the fiscal years ended 30th June, 1868 to 1903, inclusive. (Page 4.)
- TABLE NO. 3.—Statement (by Classes) of the Values of the Exports of Canada (Home Produce) during the fiscal years ended 30th June, 1868 to 1903, showing in each case the portion sent to Great Britain, the United States and other countries. (Page 8.)
- TABLE NO. 4.—Statement showing for Canada the average *ad valorem* Rates of Duty collected on Imports for consumption Dutiable, and total; also on Imports for consumption Dutiable, and total from Great Britain and the United States for each of the fiscal years ended 30th June, 1868 to 1903, inclusive. (Page 14.)
- TABLE NO. 5.—Statement of the Values of Merchandise entered for consumption in Canada during the years 1868 to 1903, inclusive, showing in each case the Imports and Percentages of Imports from Great Britain and the United States, respectively. (Page 16.)
- TABLE NO. 6.—Statement of the Values of Merchandise Exported from Canada during the years 1868 to 1903, inclusive, showing in each case the Exports and Percentages of Exports to Great Britain and the United States, respectively. (Page 18.)
- TABLE NO. 7.—Statement, by Countries, of the Values of Goods Imported for Home Consumption into the Dominion of Canada during the fiscal years ended 30th June, 1899 to 1903, inclusive. (Page 20.)
- TABLE NO. 8.—Statement, by Countries, of the Values of Goods Imported into the Dominion of Canada during the fiscal years ended 30th June, 1899 to 1903, inclusive. (Page 22.)
- TABLE NO. 9.—Statement, by Countries, of the Values of Goods Exported from the Dominion of Canada, during the fiscal years ended 30th June, 1899 to 1903, inclusive. (Page 24.)
- TABLE NO. 10.—Statement, by Countries, of the Aggregate Trade of the Dominion of Canada during the fiscal years ended 30th June, 1899 to 1903, inclusive. (Page 26.)
- TABLE NO. 11.—Itemized Statement showing the Values of all Imports and Exports into and from Canada in each fiscal year from 1899 to 1903, and the Quantities and Values of all Goods entered for Consumption, with the Amounts of Duties collected thereon, for the fiscal years ended 30th June, 1902 and 1903. (Page 28.)
- TABLE NO. 12.—Itemized Statement showing Quantities and Values of Merchandise Exported (Home Produce only) from the Dominion of Canada during the fiscal years ended 30th June, 1899 to 1903, inclusive. (Page 162.)
- TABLE NO. 13.—Statement of the Quantities and Values of the Principal Articles of Merchandise Imported into Canada during the fiscal years ended 30th June, 1889 to 1903, inclusive. (Page 176.)
- TABLE NO. 14.—Statement of the Quantities and Values of the Principal Articles of Merchandise Exported from Canada during the fiscal years ended 30th June, 1889 to 1903, inclusive. (Page 208.)
- TABLE NO. 15.—Statement (by Countries) of the Values of the Principal Articles, both Dutiable and Free, Imported during each fiscal year from 1899 to 1903, inclusive. (Page 222.)
- TABLE NO. 16.—Statement (by Countries) of the Values of the Principal Articles Exported during each fiscal year from 1899 to 1903, inclusive. (Page 263.)

TABLE No. 17.—Statement of the Values of the Principal and other Articles Entered for Consumption in Canada (both Dutiable and Free) during the years ended 30th June, 1899 to 1903 inclusive, showing in each case the portion taken from Great Britain, the United States and all other countries. (Page 302.)

TABLE No. 18.—Statement of the Values of the Principal and other Articles Exported from Canada (both Home and Foreign Produce) during the years ended 30th June, 1899 to 1903, inclusive, showing in each case the portion sent to Great Britain, the United States and to all other countries. (Page 336.)

TABLE No. 19.—Statement of the Quantities and Values of the principal articles of merchandise (home produce) Exported from Canada to Great Britain, the United States, other countries and totals, during the fiscal years ended 30th June, 1868 to 1903, inclusive. (Page 374.)

- (A) —The Mine. (Page 374.)
 (B.)—The Fisheries. (Page 384.)
 (C.)—The Forest. (Page 396.)
 (D.)—Animals and their produce. (Page 418.)
 (E.)—Agricultural Products. (Page 434.)
 (F.)—Manufactures. (Page 458.)
 (G.)—Miscellaneous. (Page 490.)
 (a)—Miscellaneous Articles. (Page 490.)
 (b)—Total Exports of Merchandise the Produce of Canada. (Page 490.)
 (c)—Estimated Short Reported. (Page 491.)
 (d)—Coin and Bullion. (Page 491.)
 (e)—Grand Total Exports the Produce of Canada. (Page 491.)

TABLE No. 20.—Imports and Exports of Canada from and to each Principal Country of the British Empire and Foreign Countries during the years ended 30th June, 1899 to 1903. (Page 492.)

BRITISH EMPIRE.—

Great Britain	Imports	(Page 492)
"	Exports	(" 512)
British Australasia	Imports	(" 518)
"	Exports	(" 520)
" Africa	Imports	(" 524)
"	Exports	(" 525)
" East Indies	Imports	(" 528)
"	Exports	(" 530)
" Guiana	Imports	(" 531)
"	Exports	(" 532)
" West Indies	Imports	(" 534)
"	Exports	(" 536)
Newfoundland	Imports	(" 540)
"	Exports	(" 542)

FOREIGN COUNTRIES.—

American West Indies	Imports	(" 546)
"	Exports	(" 548)
Argentine Republic	Imports	(" 550)
"	Exports	(" 551)
Austria-Hungary	Imports	(" 552)
"	Exports	(" 554)
Belgium	Imports	(" 555)
"	Exports	(" 560)
Brazil	Imports	(" 563)
"	Exports	(" 564)
Central America States	Imports	(" 566)
"	Exports	(" 567)
Chile	Imports	(" 568)
"	Exports	(" 569)
China	Imports	(" 570)
"	Exports	(" 573)
Cuba	Imports	(" 575)
"	Exports	(" 576)
Danish West Indies	Imports	(" 578)
"	Exports	(" 579)
Denmark	Imports	(" 581)
"	Exports	(" 582)
Dutch East Indies	Imports	(" 584)
"	Exports	(" 584)
Dutch West Indies	Imports	(" 585)
"	Exports	(" 586)
France	Imports	(" 587)
"	Exports	(" 596)
French Africa	Imports	(" 599)
"	Exports	(" 600)
French West Indies	Imports	(" 601)
"	Exports	(" 602)
Germany	Imports	(" 604)
"	Exports	(" 614)
Greece	Imports	(" 617)

SESSIONAL PAPER No. 10

TABLE No. 20.—Imports and Exports of Canada from and to each Principal Country of the British Empire and Foreign Countries during the years ended 30th June, 1899 to 1903. (Page 492.)

FOREIGN COUNTRIES—*Con.*

Hawaii.....	Imports (" 618.)
".....	Exports (" 619.)
Haiti.....	Exports (" 620.)
Holland.....	Imports (" 621.)
".....	Exports (" 623.)
Italy.....	Imports (" 625.)
".....	Exports (" 628.)
Japan.....	Imports (" 629.)
".....	Exports (" 632.)
Mexico.....	Imports (" 634.)
".....	Exports (" 635.)
Norway and Sweden.....	Imports (" 637.)
".....	Exports (" 639.)
Portugal.....	Imports (" 641.)
".....	Exports (" 643.)
Russia.....	Imports (" 644.)
".....	Exports (" 645.)
Spain.....	Imports (" 646.)
".....	Exports (" 648.)
St. Pierre.....	Imports (" 649.)
".....	Exports (" 650.)
Switzerland.....	Imports (" 653.)
".....	Exports (" 656.)
Turkey.....	Imports (" 657.)
".....	Exports (" 659.)
United States.....	Imports (" 660.)
".....	Exports (" 690.)
United States of Colombia.....	Exports (" 697.)
Uruguay.....	Imports (" 698.)
".....	Exports (" 699.)
Venezuela.....	Imports (" 700.)
".....	Exports (" 701.)

IMPORTS UNDER GENERAL AND PREFERENTIAL TARIFF.

TABLE No. 21.—Statement by Countries, of the Values of Merchandise, Entered for Consumption in Canada under the General and Preferential Tariff during the years ended 30th June, 1899 to 1903. (Page 762.)

TONNAGE TABLES.

TABLE No. 22.—Statement showing the Number and Tonnage of Sea-Going Vessels, Vessels (except Ferries) Trading on the Lakes and Rivers between Canada and the United States and Vessels employed in the Coasting Trade, which Arrived at and Departed from Canadian Ports during the years ended 30th June, 1868 to 1903, inclusive. (Page 704.)

TABLE No. 23.—Statement showing the Number and Tonnage of Sea-going Vessels, Vessels (except Ferries) Trading on the Lakes and Rivers between Canada and the United States, and Vessels employed in the Coasting Trade, distinguishing British from Foreign, which Arrived at and Departed from Canadian Ports during the years ended 30th June, 1868 to 1903, inclusive. (Page 706.)

TABLE No. 24.—Statement showing the Number and Tonnage of Sea-going Vessels, Vessels (except Ferries) Trading on the Lakes and Rivers between Canada and the United States, and Vessels employed in the Coasting Trade, distinguishing Steam from Sail, which Arrived at and Departed from Canadian Ports during the years ended 30th June, 1868 to 1903, inclusive. (Page 708.)

TABLE No. 25.—Statement showing the Number and Tonnage of Sea-going Vessels Entered at and Cleared from Canadian Ports in 1901, 1902 and 1903. (Page 710.)

TABLE No. 26.—Statement showing the Number and Tonnage of British (including Canadian) and Foreign Sea-going Vessels (both Steam and Sail) Entered at and Cleared from Canadian Ports in 1901, 1902 and 1903. (Page 712.)

TABLE No. 27.—Statement showing the Number and Tonnage of Sea-going Vessels (both Steam and Sail) Entered at and Cleared from the Principal Ports in Canada during the Fiscal Years ended 30th June, 1901, 1902 and 1903. (Page 714.)

TABLE No. 28.—Statement showing the Number and Tonnage of Vessels (both Steam and Sail) Trading on the Lakes and Rivers between Canada and the United States, not including Ferries, which Arrived at and Departed from Canadian Ports in 1901, 1902 and 1903. (Page 718.)

TABLE No. 29.—Statement showing the Number and Tonnage of Vessels (both Steam and Sail) Employed in the Coasting Trade of Canada, which Arrived at and Departed from Canadian Ports in 1901, 1902 and 1903. (Page 720.)

RECAPITULATION TONNAGE TABLES.

TABLE No. 30.—Statement showing the Number and Tonnage of Vessels, including those Employed on Inland Waters, which Arrived at and Departed from Canadian Ports in 1901, 1902 and 1903. (Page 722.)

INSPECTION OF STAPLE PRODUCTS.

TABLE No. 31.—Statement showing Quantity of Wheat and other Grain inspected, and Fees collected on same for the Fiscal Year ended June 30, 1903. (Page 724.)

TABLE No. 32.—Statement showing Quantity of Hay inspected, and Fees collected on same for the Fiscal Year ended June 30, 1903. (Page 727.)

TABLE No. 33.—Statement showing Quantity of Fish and Fish Oils inspected, and Fees collected on same for the Fiscal Year ended June 30, 1903. (Page 727.)

TABLE No. 34.—Statement showing Quantity of Pot and Pearl Ashes inspected, and Fees collected on same for the Fiscal Year ended June 30, 1903. (Page 728.)

TABLE No. 35.—Statement showing Quantity of Leather and Hides inspected, and Fees collected on same for the Fiscal Year ended June 30, 1903. (Page 728.)

CULLING OF LUMBER.

TABLE No. 36.—Statement showing Quantity of Lumber Measured, Culled and Counted at the Port of Quebec for the Fiscal Year ended June 30 1903. (Page 729.)

MISCELLANEOUS TABLES.

TABLE No. 37.—Statement showing the Quantity of Excise Goods manufactured and Entered for Consumption, also Revenue accrued thereon, and other Excise Revenue accrued in each fiscal year ended 30th June from 1899 to 1903, and of the quantity remaining in warehouse at the end of the years named. (Page 730.)

TABLE No. 38.—Statement showing the Transactions under the Chinese Immigration Act to the 30th June, 1903. (Page 732.)

TABLE No. 39.—Statement of Expenditure for the year ended 30th June, 1903. (Page 733)

PART II.

FOREIGN TRADE.

GREAT BRITAIN

Value of the Total Imports and Exports of merchandise, from and to each Foreign Country and British Possession for years 1898 to 1902, inclusive. (Page 2.)

Total Quantities and Values of the principal and other articles of foreign and colonial merchandise Imported during the years 1898 to 1902, inclusive. (Page 5.)

Total Quantities and Values of the principal and other articles, the produce and manufacture of the United Kingdom, Exported during the years 1898 to 1902, inclusive. (Page 14.)

Total Quantities and Values of the principal and other articles of foreign and colonial merchandise Exported during the years 1898 to 1902, inclusive. (Page 20.)

Statement of the Quantities and Values of the principal and other articles of merchandise Imported into Great Britain from Canada and the United States, respectively, during the years 1893 to 1902, inclusive. (Page 25.)

Statement of the Quantities and Values of the principal and other articles of merchandise (produce and manufacture of Great Britain,) Exported from Great Britain to Canada and the United States, respectively, during the years 1893 to 1902, inclusive. (Page 33.)

Statement of the Quantities and Values of the principal and other articles of merchandise (foreign and colonial produce), Exported from Great Britain to Canada and the United States, respectively, during the years 1893 to 1902, inclusive. (Page 40.)

BARBADOS.

Value of the Total Imports and Exports from and to each Principal Country for the Years 1898 to 1902, inclusive (Including Coin and Bullion). (Page 47.)

SESSIONAL PAPER No. 10

- Total Quantities and Values of the Principal Articles of Merchandise Imported for the Years 1898 to 1902, inclusive. (Page 48.)
- Total Quantities and Values of the Principal Articles of Merchandise Exported for the Years 1898 to 1902, inclusive. (Page 49.)

BRITISH AUSTRALASIA.

NEW SOUTH WALES.

- Value of the Total Imports and Exports from and to each Principal Country for the Years 1898 to 1902, inclusive (Including Coin and Bullion). (Page 50.)
- Total Quantities and Values of the Principal Articles of Merchandise Imported for the Years 1898 to 1902, inclusive. (Page 51.)
- Total Quantities and Values of the Principal Articles of Merchandise Exported for the Years 1898 to 1902, inclusive. (Page 54.)

NEW ZEALAND.

- Value of the Total Imports and Exports from and to each Principal Country for the Years 1898 to 1902, inclusive (Including Coin and Bullion). (Page 56.)
- Total Quantities and Values of the Principal Articles of Merchandise Imported for the Years 1898 to 1902, inclusive. (Page 57.)
- Total Quantities and Values of the Principal Articles of Merchandise Exported for the Years 1898 to 1902, inclusive. (Page 59.)

QUEENSLAND.

- Value of the Total Imports and Exports from and to each Principal Country for the Years 1898 to 1902, inclusive (Including Coin and Bullion). (Page 60.)
- Total Quantities and Values of the Principal Articles of Merchandise Imported for the Years 1898 to 1902, inclusive. (Page 61.)
- Total Quantities and Values of the Principal Articles of Merchandise Exported for the Years 1898 to 1902, inclusive. (Page 63.)

SOUTH AUSTRALIA.

(Exclusive of Northern Territory)

- Value of the Total Imports and Exports from and to each Principal Country for the Years 1898 to 1902, inclusive (Including Coin and Bullion). (Page 64.)
- Total Quantities and Values of the Principal Articles of Merchandise Imported for the Years 1898 to 1902, inclusive. (Page 65.)
- Total Quantities and Values of the Principal Articles of Merchandise Exported for the Years 1898 to 1902, inclusive. (Page 66.)

TASMANIA.

- Value of the Total Imports and Exports from and to each Principal Country, for the Years 1898 to 1902, inclusive (Including Coin and Bullion). (Page 67.)
- Total Quantities and Values of the Principal Articles of Merchandise Imported for the Years 1898 to 1902, inclusive. (Page 68.)
- Total Quantities and Values of the Principal Articles of Merchandise Exported for the Years 1898 to 1902, inclusive. (Page 69.)

VICTORIA.

- Value of the Total Imports and Exports from and to each Principal Country for the Years 1898 to 1902, inclusive (Including Coin and Bullion). (Page 70.)
- Total Quantities and Values of the Principal Articles of Merchandise Imported for the Years 1898 to 1902, inclusive. (Page 72.)
- Total Quantities and Values of the Principal Articles of Merchandise Exported for the Years 1898 to 1902, inclusive. (Page 74.)

WESTERN AUSTRALIA.

- Value of the Total Imports and Exports from and to each Principal Country for the Years 1898 to 1902, inclusive (Including Coin and Bullion). (Page 76.)

3-4 EDWARD VII., A. 1904

Total Quantities and Values of the Principal Articles of Merchandise Imported for the Years 1898 to 1902, inclusive. (Page 77.)

Total Quantities and Values of the Principal Articles of Merchandise Exported for the Years 1898 to 1902, inclusive. (Page 78.)

BRITISH GUIANA.

Value of the Total Imports and Exports from and to each Principal Country for the Years ended 31st March, 1899 to 1903, inclusive (Including Coin and Bullion). (Page 79.)

Total Quantities and Values of the Principal Articles of Merchandise Imported for the Years ended 31st March, 1899 to 1903, inclusive. (Page 80.)

Total Quantities and Values of the Principal Articles of Merchandise Exported for the Years ended 31st March, 1899 to 1903, inclusive. (Page 81.)

BRITISH INDIA.

Value of the Total Imports and Exports, by Sea, from and to each Principal Country for the Years ended 31st March, 1899 to 1903, inclusive (Including Coin and Bullion). (Page 82.)

Total Quantities and Values of the Principal Articles of Merchandise Imported, by Sea, for the Years ended 31st March, 1899 to 1903, inclusive. (Page 83.)

Total Quantities and Values of the Principal Articles of Merchandise Exported, by Sea, for the Years ended 31st March, 1899 to 1903, inclusive. (Page 86.)

CAPE OF GOOD HOPE.

Value of the Total Imports and Exports from and to each Principal Country for the Years 1898 to 1902, inclusive (Including Coin and Bullion). (Page 88.)

Total Quantities and Values of the Principal Articles of Merchandise Imported for the Years 1898 to 1902, inclusive. (Page 89.)

Total Quantities and Values of the Principal Articles of Merchandise Exported for the Years 1898 to 1902, inclusive. (Page 91.)

CEYLON.

Value of the Total Imports and Exports from and to each Principal Country for the Years 1898 to 1902, inclusive (Including Coin and Bullion). (Page 92.)

Total Quantities and Values of the Principal Articles of Merchandise Imported for the Years 1898 to 1902, inclusive. (Page 94.)

Total Quantities and Values of the Principal Articles of Merchandise Exported for the Years 1898 to 1902, inclusive. (Page 96.)

FIJI.

Value of the Total Imports and Exports from and to each Principal Country for the Years 1898 to 1902, inclusive. (Page 97.)

Total Quantities and Values of the Principal Articles of Merchandise Imported for the Years 1898 to 1902, inclusive. (Page 98.)

Total Quantities and Values of the Principal Articles of Merchandise Exported for the Years 1898 to 1902, inclusive. (Page 99.)

GOLD COAST.

Value of the Total Imports and Exports from and to each Principal Country for the Years 1897 to 1901, inclusive. (Page 100.)

Total Quantities and Values of the Principal Articles of Merchandise Imported for the Years 1897 to 1901, inclusive. (Page 101.)

Total Quantities and Values of the Principal Articles of Merchandise Exported for the Years 1897 to 1901, inclusive. (Page 102.)

GRENADA.

Value of the Total Imports and Exports from and to each Principal Country for the Years 1898 to 1902, inclusive (Including Coin and Bullion). (Page 103.)

Total Quantities and Values of the Principal Articles of Merchandise Imported for the Years 1898 to 1902, inclusive. (Page 104.)

SESSIONAL PAPER No. 10

Total Quantities and Values of the Principal Articles of Merchandise Exported for the Years 1898 to 1902, inclusive. (Page 105.)

JAMAICA.

Value of the Total Imports and Exports from and to each Principal Country for the Years ended 31st March, 1899 to 1903, inclusive, (Including Coin and Bullion). (Page 106.)

Total Quantities and Values of the Principal Articles of Merchandise Imported for the Years ended 31st March, 1899 to 1903, inclusive. (Page 107.)

Total Quantities and Values of the Principal Articles of Merchandise Exported for the Years ended 31st March, 1899 to 1903, inclusive. (Page 108.)

LAGOS.

Value of the Total Imports and Exports from and to each Principal Country for the Years 1898 to 1902, inclusive (Including Coin and Bullion). (Page 109.)

Total Quantities and Values of the Principal Articles of Merchandise Imported for the Years 1898 to 1902, inclusive. (Page 110.)

Total Quantities and Values of the Principal Articles of Merchandise Exported for the Years 1898 to 1902, inclusive. (Page 111.)

MAURITIUS.

Value of the Total Imports and Exports from and to each Principal Country for the Years 1898 to 1902, inclusive (Including Coin and Bullion). (Page 112.)

Total Quantities and Values of the Principal Articles of Merchandise Imported for the Years 1898 to 1902, inclusive. (Page 113.)

Total Quantities and Values of the Principal Articles of Merchandise Exported for the Years 1898 to 1902, inclusive. (Page 114.)

NATAL.

Value of the Total Imports and Exports from and to each Principal Country for the Years 1898 to 1902, inclusive. (Page 115.)

Total Quantities and Values of the Principal Articles of Merchandise Imported for the Years 1898 to 1902, inclusive. (Page 116.)

Total Quantities and Values of the Principal Articles of Merchandise Exported for the Years 1898 to 1902, inclusive. (Page 117.)

NEWFOUNDLAND (Including Labrador).

Value of the Total Imports and Exports from and to each Principal Country for the Years ended 30th June, 1898 to 1902, inclusive (Including Coin and Bullion). (Page 118.)

Total Quantities and Values of the Principal Articles of Merchandise Imported for the Years ended 30th June, 1898 to 1902, inclusive. (Page 119.)

Total Quantities and Values of the Principal Articles of Merchandise Exported for the Years ended 30th June, 1898 to 1902, inclusive. (Page 120.)

SIERRA LEONE.

Value of the Total Imports and Exports from and to each Principal Country for the Years 1898 to 1902, inclusive. (Page 121.)

STRAITS SETTLEMENTS.

Value of the Total Imports and Exports from and to each Principal Country for the Years 1898 to 1902, inclusive (Including Coin and Bullion). (Page 122.)

TRINIDAD.

Value of the Total Imports and Exports from and to each Principal Country for the Years 1898 to 1902-3, inclusive (Including Coin and Bullion). (Page 123.)

Total Quantities and Values of the Principal Articles of Merchandise Imported for the Years 1898 to 1902-3, inclusive. (Page 124.)

Total Quantities and Values of the Principal Articles of Merchandise Exported for the Years 1898 to 1902-3, inclusive. (Page 126.)

ARGENTINE REPUBLIC.

Value of the Total Imports and Exports from and to each Principal Country for the Years 1897 to 1901, inclusive. (Page 127.)

- Total Quantities and Values of the Principal Articles entered for Consumption (Merchandise only) for the Years 1897 to 1901, inclusive. (Page 128.)
- Total Quantities and Values of the Principal Articles of Domestic Produce Exported (Merchandise only) for the Years 1897 to 1901, inclusive. (Page 130.)

AUSTRIA-HUNGARY.

- Value of the Total Imports for Home Consumption and Exports of Domestic Produce (Merchandise only) from and to each Principal Country for the Years 1897 to 1901, inclusive. (Page 131.)
- Total Quantities and Values of the Principal Articles of Merchandise Imported for Consumption for the Years 1897 to 1901, inclusive. (Page 132.)
- Total Quantities and Values of the Principal Articles of Domestic Produce Exported (Merchandise only) for the Years 1897 to 1901, inclusive. (Page 134.)

BELGIUM.

- Value of the Total Imports for Home Consumption and Exports of Domestic Produce from and to each Principal Country for the Years 1898 to 1902, inclusive. (Page 136.)
- Total Quantities and Values of the Principal Articles entered for Consumption (Merchandise only) for the Years 1898 to 1902, inclusive. (Page 137.)
- Total Quantities and Values of the Principal Articles of Domestic Produce Exported (Merchandise only) for the Years 1898 to 1902, inclusive. (Page 139.)

CHILE.

- Value of the Total Imports for Consumption and Exports of Domestic Produce (Merchandise only) from and to each Principal Country for the Years 1898 to 1902, inclusive. (Including Coin and Bullion.) (Page 141.)
- Total Quantities and Values of the Principal Articles Imported for Consumption for the Years 1898 to 1902, inclusive. (Page 142.)
- Total Quantities and Values of the Principal Articles of Domestic Produce Exported for the Years 1898 to 1902, inclusive. (Page 144.)

CHINA.

- Value of the Total Imports and Exports of Merchandise from and to each Principal Country for the Years 1898 to 1902, inclusive. (Page 145.)
- Total Quantities and Values of the Principal Articles entered for Consumption (Merchandise only) for the Years 1898 to 1902, inclusive. (Page 147.)
- Total Quantities and Values of the Principal Articles of Domestic Produce Exported (Merchandise only) for the Years 1898 to 1902, inclusive. (Page 149.)

DENMARK.

- Value of the Total Imports and Exports of Merchandise from and to each Principal Country for the Years 1897 to 1901, inclusive. (Page 151.)
- Total Quantities and Values of the Principal Articles Imported (Merchandise only) for the Years 1897 to 1901, inclusive. (Page 152.)
- Total Quantities and Values of the Principal Articles Exported (Merchandise only) for the Years 1897 to 1901, inclusive. (Page 154.)

FRANCE.

- Value of the Total Imports and Exports from and to each Principal Country for the Years 1898 to 1902, inclusive. (Page 155.)
- Total Quantities and Values of the Principal Articles entered for Home Consumption (Merchandise only) for the Years 1898 to 1902, inclusive. (Page 156.)
- Total Quantities and Values of the Principal Articles of Domestic Produce Exported (Merchandise only) for the Years 1898 to 1902, inclusive. (Page 158.)

GERMANY.

- Value of the Total Imports and Exports of Merchandise from and to each Principal Country for the Years 1898 to 1902, inclusive. (Page 160.)
- Total Quantities and Values of the Principal Articles entered for Consumption (Merchandise only) for the Years 1898 to 1902, inclusive. (Page 162.)
- Total Quantities and Values of the Principal Articles of Domestic Produce Exported (Merchandise only) for the Years 1898 to 1902, inclusive. (Page 164.)

SESSIONAL PAPER No. 10

HOLLAND.

- Value of the Total Imports for Home Consumption and Exports of Domestic Produce from and to each Principal Country for the Years 1897 to 1901, inclusive. (Page 166.)
- Total Quantities and Values of the Principal Articles entered for Home Consumption (Merchandise only) for the Years 1897 to 1901, inclusive. (Page 168.)
- Total Quantities and Values of the Principal Articles of Domestic Produce Exported (Merchandise only) for the Years 1897 to 1901, inclusive. (Page 170.)

ITALY.

- Value of the Total Imports for Home Consumption and Exports of Domestic Produce (Merchandise and Silver Bullion) from and to each Principal Country for the Years 1898 to 1902, inclusive. (Page 172.)
- Total Quantities and Values of the Principal Articles entered for Consumption (Merchandise and Silver Bullion) for the Years 1898 to 1902, inclusive. (Page 173.)
- Total Quantities and Values of the Principal Articles of Domestic Produce Exported (Merchandise and Silver Bullion) for the Years 1898 to 1902, inclusive. (Page 175.)

JAPAN.

- Value of the Total Imports and Exports of Merchandise from and to each Principal Country for the Years 1898 to 1902, inclusive. (Page 177.)
- Total Quantities and Values of the Principal Articles entered for Home Consumption (Merchandise only) for the Years 1898 to 1902, inclusive. (Page 178.)
- Total Quantities and Values of the Principal Articles of Domestic Produce Exported (Merchandise only) for the Years 1898 to 1902, inclusive. (Page 182.)

NORWAY.

- Value of the Total Imports and Exports of Merchandise from and to each Principal Country for the Years 1897 to 1901, inclusive. (Page 185.)
- Total Quantities and Values of the Principal Articles Imported (Merchandise only) for the Years 1897 to 1901, inclusive. (Page 186.)
- Total Quantities and Values of the Principal Articles of Domestic Produce Exported (Merchandise only) for the Years 1897 to 1901, inclusive. (Page 188.)

PORTUGAL.

- Value of the Total Imports for Consumption and Exports of Domestic Produce (Merchandise only) from and to each Principal Country for the Years 1897 to 1901, inclusive. (Page 190.)
- Total Quantities and Values of the Principal Articles of Merchandise Imported for Consumption for the Years 1897 to 1901, inclusive. (Page 191.)
- Total Quantities and Values of the Principal Articles of Domestic Produce Exported (Merchandise only) for the Years 1897 to 1901, inclusive. (Page 192.)

SPAIN.

- Value of Total Imports and Exports from and to each Principal Country for the Years 1898 to 1902, inclusive (Including Coin and Bullion.) (Page 193.)
- Total Quantities and Values of the Principal Articles of Merchandise Imported for the Years 1898 to 1902, inclusive. (Page 194.)
- Total Quantities and Values of the Principal Articles of Merchandise Exported for the Years 1898 to 1902, inclusive. (Page 196.)

SWEDEN.

- Value of the Total Imports and Exports from and to each Principal Country for the Years 1897 to 1901, inclusive (Including Coin and Bullion.) (Page 197.)
- Total Quantities and Values of the Principal Articles Imported (Merchandise only) for the Years 1897 to 1901, inclusive. (Page 198.)
- Total Quantities and Values of the Principal Articles Exported for the Years 1897 to 1901, inclusive. (Page 200.)

SWITZERLAND.

- Value of the Total Imports for Home Consumption and Exports of Domestic Produce from and to each Principal Country for the Years 1898 to 1902, inclusive (Including Coin and Bullion.) (Page 201.)

Total Quantities and Values of the Principal Articles entered for Consumption for the Years 1898 to 1902, inclusive. (Page 202.)

Total Quantities and Values of the Principal Articles of Domestic Produce Exported for the Years 1898 to 1902, inclusive. (Page 204.)

UNITED STATES.

Total Imports and Exports from and to each Principal Country for the Years ended 30th June, 1899 to 1903, inclusive. (Page 206.)

Total Quantities and Values of the Principal Articles of Merchandise Imported for the Years ended 30th June, 1899 to 1903, inclusive. (Page 209.)

Total Quantities and Values of the Principal Articles of Domestic Produce (Merchandise only) Exported, for the Years ended 30th June, 1899 to 1903, inclusive. (Page 214.)

URUGUAY.

Values of the Total Imports for Consumption and Exports of Domestic Produce (Merchandise only) from and to each Principal Country for the Years 1898 to 1902, inclusive. (Page 219.)

Total Quantities and Values of the Principal Articles of Merchandise Imported for Consumption for the Years 1898 to 1902, inclusive. (Page 220.)

Total Quantities and Values of the Principal Articles of Domestic Produce Exported (Merchandise only) for the Years 1898 to 1902, inclusive. (Page 222.)

REPORT OF THE DEPUTY MINISTER.

The Right Honourable

Sir RICHARD J. CARTWRIGHT, G.C.M.G.,

Minister of Trade and Commerce,

Ottawa.

SIR,—In submitting the Eleventh Annual Report (year ended June 30, 1903), it does not appear necessary to more than call attention thereto, as the figures speak for themselves and show continued prosperity and a large increase in the volume of trade, both as regards Imports and Exports, the former having grown from \$212,270,158 in the previous year to \$241,214,961, and the latter from \$211,640,286 to \$225,849,724, an aggregate gain of over \$43,000,000 during the year.

In the year 1875 the total trade was in round figures \$201,000,000; in 1885 the figures were about \$3,000,000 less; in 1895 they had grown to \$224,420,000, or an increase in 20 years of about \$23,000,000; whereas in the eight years from 1895 to 1903 they have gone up to \$467,064,685, or an increase of over \$242,000,000.

From reports of the Agents of this Department it would appear that there are good openings for several lines of Canadian goods to be found in South Africa, Australasia, and (probably) Japan.

One difficulty in pushing trade arises from the fact that up to this date or at least till a very recent period, Canadian manufacturers have been so fully occupied in supplying demands for the home market that they have not been able to give any attention to outside customers.

Importers inform our Agents that in many cases they find it very difficult to obtain any reply from Canadian firms for several months and that they are constantly told that they cannot accept orders. Furthermore it is almost indispensable that any firm desirous of carrying on a considerable business at a distance should be represented by some agent or traveller especially in view of the fact that so many German and American travellers are already on the ground.

It may be added that the long continued depression in Australia and the fact that ever since the close of the Boer war, great quantities of supplies imported by the British Government for the use of the army, have been slaughtered at extremely low prices, have affected those markets more or less injuriously.

Appended is the usual unrevised statement for the six months of the current fiscal year, an examination of which will show the rates of increase over the corresponding period in 1903 well maintained, the imports having largely increased, with a small decrease in exports which may be accounted for by the lateness of the Western harvest preventing the marketing of the usual quantity of grain before the close of navigation. This, however, will begin to move again in early Spring and the values for the full year will no doubt equal or exceed that of 1903.

Respectfully submitted,

W. G. PARMELEE,

Deputy Minister.

MONTHLY SUMMARY OF THE TRADE OF CANADA.

UNREVISED STATEMENT showing the Values of the Imports (entered for Consumption) and the Exports of Canada, together with the Total Trade and Duty Collected during the months, six months and twelve months ended December 31, 1894 to 1903.

YEARS.	IMPORTS—ENTERED FOR CONSUMPTION.						EXPORTS.						Total Trade.	Duty Collected.	YEARS.
	Merchandise.			Coin and Bullion.	Total Imports.	Merchandise.			Coin and Bullion.	Total Exports.					
	Dutiable.	Free.	Totals.			Home Produce.	Foreign Produce.	Totals.							
											\$	\$			
1894	4,262,352	3,631,411	7,893,763	28,645	7,922,408	6,581,288	126,185	6,707,473	768,373	7,475,846	15,398,254	1,347,604	1894		
1895	4,565,895	3,490,870	8,056,765	127,997	8,214,762	8,707,018	225,916	8,932,934	102,614	9,035,548	17,250,310	1,468,875	1895		
1896	4,643,280	2,664,296	7,307,576	126,050	7,433,626	9,172,218	1,946,303	11,118,521	37,624	11,156,145	18,589,771	1,473,631	1896		
1897	5,628,324	3,487,474	9,115,798	53,913	9,169,711	14,882,288	1,694,682	16,576,970	445,361	17,022,331	26,192,042	1,727,103	1897		
1898	6,156,984	3,978,982	10,135,966	54,688	10,190,654	15,661,654	1,482,959	17,144,613	262,217	17,406,830	27,597,484	1,926,487	1898		
1899	8,665,844	5,484,818	14,150,662	592,252	14,742,914	15,093,264	1,636,198	16,732,462	3,944,395	20,676,857	35,419,771	2,463,872	1899		
1900	7,591,075	6,257,512	13,848,587	638,521	14,487,108	18,216,945	2,473,483	20,690,428	86,173	20,776,601	35,263,709	2,248,054	1900		
1901	8,747,794	6,329,047	15,076,841	173,291	15,250,132	18,772,744	1,109,819	19,882,563	228,113	20,110,676	35,360,808	2,577,842	1901		
1902	10,040,365	6,321,174	16,361,539	310,203	16,671,742	23,777,971	531,938	24,309,909	20,788	24,330,697	41,002,439	2,999,942	1902		
1903	10,884,891	6,360,614	17,245,505	122,690	17,368,195	17,595,441	879,876	18,475,317	118,713	18,594,030	35,962,225	3,133,070	1903		

MONTH OF DECEMBER, 1894 TO 1903.

SESSIONAL PAPER No. 10

SIX MONTHS ENDED DECEMBER 31, 1894 TO 1903.

1894	28,046,705	22,960,784	51,007,489	3,504,906	54,572,395	67,268,623	4,055,600	71,324,223	1,274,909	72,599,132	127,471,527	8,701,038	1894
1895	32,535,806	21,136,167	53,671,973	3,423,053	57,098,026	67,885,543	4,187,321	72,072,864	343,980	72,416,844	129,514,870	9,976,827	1895
1896	31,089,671	21,634,396	53,624,067	4,478,340	58,102,407	69,911,495	6,974,569	76,886,064	3,212,440	80,098,504	138,200,911	9,683,692	1896
1897	34,350,025	25,618,788	59,968,813	2,732,530	62,701,343	89,779,095	9,894,246	99,673,341	987,273	100,660,614	163,361,957	10,146,267	1897
1898	43,524,049	31,580,666	75,104,715	3,856,620	78,961,335	83,113,266	13,548,764	96,662,030	2,240,953	98,902,983	177,864,318	12,520,678	1898
1899	52,675,347	35,844,762	88,520,169	5,177,751	93,697,860	93,061,578	11,732,838	104,794,416	4,999,339	109,793,755	203,491,615	14,695,142	1899
1900	52,558,450	36,208,929	88,767,379	2,818,933	91,586,312	108,140,623	11,139,679	119,271,302	994,622	120,265,924	211,852,236	14,450,024	1900
1901	56,936,189	38,627,997	95,564,186	4,098,663	99,662,849	113,568,760	10,471,062	124,039,822	1,590,272	125,540,094	225,202,943	15,678,543	1901
1902	64,582,101	38,619,519	103,201,620	2,839,115	106,040,735	125,301,466	7,396,554	132,698,020	284,721	132,982,741	239,023,476	17,814,116	1902
1903	74,309,055	47,142,053	121,532,108	3,142,432	124,674,540	122,983,954	9,954,269	132,938,223	348,255	133,286,478	257,961,018	20,472,143	1903

TWELVE MONTHS ENDED DECEMBER 31, 1894 TO 1903.

1894	57,966,787	43,996,590	101,963,377	4,640,757	106,604,134	100,533,982	6,844,602	107,378,584	2,105,144	109,483,728	216,087,862	17,880,582	1894
1895	63,038,101	40,607,798	103,645,899	4,436,824	108,082,723	100,563,348	6,625,537	107,188,885	3,345,564	110,534,449	218,617,172	19,156,413	1895
1896	66,704,640	38,609,972	105,314,612	6,277,482	111,592,094	108,435,181	9,823,494	118,258,675	7,563,489	125,822,164	237,414,258	19,879,641	1896
1897	68,602,504	44,457,447	113,059,951	2,919,762	115,979,713	139,700,573	13,721,733	153,422,306	1,253,783	154,676,089	270,655,802	20,337,468	1897
1898	82,868,668	57,408,831	140,277,499	5,513,213	145,790,712	132,736,450	18,346,429	151,082,379	5,886,291	156,969,170	302,759,882	23,938,994	1898
1899	96,687,383	64,071,433	160,758,816	5,998,767	166,757,583	142,624,063	15,582,175	158,206,178	6,768,244	164,974,422	331,732,005	27,332,394	1899
1900	105,908,541	68,817,013	174,725,554	5,939,228	180,664,782	167,759,292	13,593,921	181,353,123	4,768,454	186,121,577	366,786,359	28,621,871	1900
1901	108,511,378	74,148,608	182,659,986	4,817,024	187,477,010	182,945,752	17,741,625	200,087,377	2,612,736	203,300,113	390,777,123	30,337,101	1901
1902	126,303,408	77,814,216	204,117,624	5,051,857	209,169,481	207,752,469	10,876,593	218,629,062	453,871	219,082,933	428,252,414	34,559,435	1902
1903	146,600,828	96,540,188	243,141,016	9,280,114	252,421,130	212,084,162	13,385,802	225,469,964	683,497	226,153,461	478,574,591	39,767,744	1903

MONTHLY SUMMARY OF THE EXPORTS, BY CLASSES, OF CANADA.

UNREVISED STATEMENT showing, by Classes, the Values of the Exports of Canada during the *six months* ended December 31, 1894 to 1903.

YEARS.	The Mine.	The Fisheries.	The Forest.	Animal Produce.	Agricultural Products.	Manufactures.	Miscellaneous.	Totals.	Coin and Bullion.	Grand Totals.	YEARS.
	%	%	%	%	%	%	%	%	%	%	

HOME PRODUCE.

1894	3,132,124	7,462,232	15,870,418	24,006,147	12,196,235	3,920,487	80,890	67,268,623	178,546	67,447,169	1894
1895	3,763,930	7,069,090	16,905,511	26,442,125	8,827,393	4,762,088	115,496	67,883,543	163,101	67,988,644	1895
1896	5,146,066	7,066,648	18,623,061	25,231,613	8,960,543	4,783,499	100,065	69,911,495	248,832	70,160,327	1896
1897	7,524,175	7,003,013	19,320,245	31,067,346	19,544,381	5,248,150	71,785	89,779,095	580,746	90,359,841	1897
1898	7,053,754	6,226,844	19,112,357	31,121,320	14,038,943	5,428,655	111,393	83,113,266	626,002	83,739,268	1898
1899	6,635,425	7,135,537	20,978,939	37,189,869	14,436,981	6,468,455	216,372	93,061,578	851,265	93,912,843	1899
1900	23,804,110	6,504,357	19,666,158	36,973,439	13,088,932	8,063,212	42,915	108,140,623	12,243	108,152,866	1900
1901	21,770,193	8,302,501	20,375,117	37,919,390	16,385,584	8,796,750	19,225	113,568,760	113,568,760	1901
1902	18,418,617	6,889,775	23,697,946	45,178,795	21,516,806	9,634,070	55,457	125,301,466	125,301,466	1902
1903	20,525,150	6,007,290	22,008,379	42,496,368	21,842,592	10,088,305	15,870	122,983,954	122,983,954	1903

SESSIONAL PAPER No. 10

FOREIGN PRODUCE.

1894	159,681	119,161	195,675	880,070	1,850,200	693,642	157,171	4,055,600	1,096,363	5,151,963	1894
1895	151,468	58,739	140,481	500,818	2,558,114	462,249	315,152	4,187,321	240,879	4,428,200	1895
1896	167,962	164,210	139,017	718,532	5,287,044	349,125	148,659	6,974,569	2,963,608	9,938,177	1896
1897	132,631	96,256	447,516	1,400,372	7,226,842	488,106	102,523	9,894,246	406,527	10,300,773	1897
1898	126,337	9,972	79,350	785,892	11,926,076	463,205	157,822	13,548,764	1,614,951	15,163,715	1898
1899	137,830	48,901	267,432	821,762	9,509,768	735,553	211,092	11,732,838	4,148,074	15,880,912	1899
1900	97,637	4,016	255,840	550,861	8,798,081	930,501	193,693	11,130,679	982,379	12,113,058	1900
1901	104,429	31,881	6,851	514,242	8,354,321	1,336,213	120,125	10,471,062	1,500,272	11,971,334	1901
1902	124,109	17,796	17,441	439,180	5,176,643	1,183,506	437,879	7,396,554	284,721	7,681,275	1902
1903	127,063	6,889	263,960	325,321	7,659,683	1,326,483	244,870	9,954,269	348,255	10,302,524	1903

TOTAL EXPORTS.

1894	3,291,805	7,581,393	16,066,123	25,486,217	14,046,495	4,614,129	238,061	71,324,223	1,274,909	72,599,132	1894
1895	3,915,398	7,067,739	17,105,492	26,942,943	11,385,807	5,224,337	430,648	72,072,864	343,980	72,416,844	1895
1896	5,314,028	7,230,858	18,762,078	25,950,167	14,247,587	5,132,624	248,724	76,886,064	3,212,440	80,098,504	1896
1897	7,656,804	7,069,269	19,767,761	32,467,718	26,771,223	5,736,256	174,308	93,673,341	987,273	100,660,614	1897
1898	7,180,091	6,236,816	19,191,907	31,907,122	25,985,019	5,891,800	293,215	96,662,030	2,240,953	98,902,983	1898
1899	6,773,255	7,184,438	21,246,871	38,011,631	23,946,749	7,204,008	427,464	104,794,416	4,999,339	109,793,755	1899
1900	23,898,797	6,508,373	19,921,998	37,824,800	21,887,013	8,993,713	236,608	119,271,302	994,622	120,265,924	1900
1901	21,874,622	8,337,382	20,381,968	38,433,632	24,739,905	10,132,963	139,350	124,639,822	1,500,272	125,540,094	1901
1902	18,542,726	6,907,571	23,625,387	45,617,975	26,693,449	10,817,576	493,336	132,698,020	284,721	132,982,741	1902
1903	20,652,213	6,014,179	22,272,339	42,821,689	29,502,275	11,414,788	200,740	132,938,223	348,255	133,286,478	1903*

TRADE OF CANADA BY COUNTRIES.

UNREVISED STATEMENT showing, by Countries, the Values of the Imports (entered for Consumption) into, and Exports from Canada during the *six months* ended December 31, 1901, 1902 and 1903.

COUNTRIES.	SIX MONTHS ENDED DECEMBER 31.					
	1901.		1902.		1903.	
	Imports.	Exports.	Imports.	Exports.	Imports.	Exports.
<i>British Empire.</i>	\$	\$	\$	\$	\$	\$
Great Britain.	22,862,382	71,010,941	27,417,664	81,225,482	32,129,463	79,184,273
British Africa	15,706	1,186,034	34,435	763,024	39,000	1,379,862
British Australasia:—						
Australia.	35,146	1,678,795	24,769	1,370,565	40,983	1,398,371
New Zealand.	142	177,562	18,584	256,219	2,252	301,381
British East Indies.	655,345	7,845	978,243	20,240	1,417,946	9,015
" Guiana.	30,398	216,078	105,063	243,549	794,147	201,362
" West Indies.	851,872	917,526	734,610	978,159	1,833,161	1,026,546
Newfoundland.	813,065	1,363,736	849,010	1,394,680	876,582	1,851,000
Other British Colonies	8,548	21,814	61,738	42,249	152,271	99,276
Totals.	25,272,604	76,580,331	30,224,116	86,294,167	37,283,805	85,451,086
<i>Foreign Countries.</i>						
Argentine Republic.	48,406	334,139	350,261	563,152	151,864	598,795
Austria-Hungary.	121,318	563	184,708	1,492	508,936	69
Belgium.	941,576	1,798,382	970,150	1,345,037	1,838,807	736,228
Brazil.	267,969	287,278	105,273	406,166	82,271	314,666
China.	261,581	117,506	309,986	75,910	374,195	89,937
Chile.	13,494	56,246	41,450	80,912	17,528	121,084
France.	3,180,143	785,779	3,365,958	685,946	3,011,904	1,080,464
Germany.	5,424,087	1,823,897	6,083,024	1,264,760	4,958,613	1,259,901
Holland.	448,177	156,317	593,729	136,422	475,430	642,446
Italy.	313,152	157,346	153,606	140,481	194,633	137,497
Japan.	1,027,448	144,524	813,124	206,674	1,218,324	153,534
Norway and Sweden.	29,931	31,725	55,987	61,821	131,511	258,201
Spain.	470,766	149,260	595,997	77,023	618,300	47,585
Switzerland.	388,534	1,340	430,602	6,067	641,075	3,017
United States.	59,992,025	41,926,323	60,389,642	40,271,208	71,881,127	40,844,185
West Indies:—						
Cuba.	129,499	360,843	141,169	344,098	184,823	476,557
Porto Rico.	158,695	236,901	141,525	210,534	147,846	225,055
Other Foreign Countries.	1,173,444	591,394	1,096,428	810,871	953,548	846,171
Totals.	74,390,245	48,959,763	75,816,619	46,688,574	87,390,735	47,835,392
Grand totals.	99,662,849	125,540,094	106,040,735	132,982,741	124,674,540	133,286,478

SESSIONAL PAPER No. 10

STATEMENT showing the Values as heretofore published of the Exports from Canada, including the *estimated* values short reported—and of the Values less the additions for short reported—yearly from 1868 to 1903.

Years ended June 30.	Total Exports as published.	Deduct estimated short reported.	Totals — Net Exports	Years ended June 30.	Total Exports as published.	Deduct estimated short reported.	Totals — Net Exports
	\$	\$	\$		\$	\$	\$
1868.....	57,567,888	2,961,722	54,606,166	1886.....	85,251,314	2,781,198	82,470,116
1869.....	60,474,781	3,077,468	57,397,313	1887.....	89,515,811	2,996,889	86,518,922
1870.....	73,573,490	2,962,398	70,611,092	1888.....	90,263,000	3,084,322	87,118,678
1871.....	74,173,618	2,448,668	71,724,950	1889.....	89,189,167	3,070,652	86,118,515
1872.....	82,639,663	2,887,056	79,752,607	1890.....	96,749,149	2,922,072	93,827,077
1873.....	89,789,922	3,292,419	86,497,503	1891.....	88,417,296	2,913,994	95,503,302
1874.....	89,351,928	2,815,249	86,536,679	1892.....	113,963,375	3,348,213	110,615,162
1875.....	77,886,979	2,218,930	75,668,049	1893.....	118,564,352	3,482,308	115,082,044
1876.....	80,966,435	2,629,588	78,336,847	1894.....	117,524,949	3,264,911	114,260,038
1877.....	75,875,392	2,165,666	73,709,727	1895.....	113,638,803	3,300,090	110,338,713
1878.....	79,323,667	2,249,666	77,074,001	1896.....	121,013,852	3,329,053	117,684,799
1879.....	71,491,255	2,341,447	69,149,808	1897.....	137,950,253	3,947,130	134,003,123
1880.....	87,911,458	2,803,506	85,107,952	1898.....	164,152,683	4,627,730	159,524,953
1881.....	98,290,823	3,023,322	95,267,501	1899.....	158,896,905	4,559,530	154,337,375
1882.....	102,137,203	4,094,946	98,042,257	1900.....	191,894,723	5,461,511	186,433,212
1883.....	98,085,804	3,416,724	94,669,080	1901.....	196,487,632	*	196,487,632
1884.....	91,406,496	2,701,019	88,705,477	1902.....	211,640,286	*	211,640,286
1885.....	89,238,361	2,948,217	86,290,144	1903.....	225,849,724	*	225,849,724

* After 1900 no estimate is made of the amount short reported.

COINAGE, WEIGHTS AND MEASURES.

To assist in arriving at a comprehensive understanding of the value of foreign currencies, weights and measures (as expressed in foreign trade returns, tariffs, &c.,) as compared with those of Canada, tables have been prepared as follows:—

As regards those of Canada, the law provides that the denominations of money in the currency of Canada shall be dollars, cents and mills, the cent being the one hundredth part of a dollar, and the mill one-tenth part of a cent.

That—The currency of Canada shall be such that the British sovereign (the pound sterling) of legal weight and fineness, shall be equal to four dollars eighty-six cents and two-thirds of a cent.

In like manner the law provides as respects weights, that the unit shall be the standard pound (avoirdupois) of 7,000 grains, one-sixteenth part of the standard pound shall be an ounce ($437\frac{1}{2}$ grains) one hundred pounds a cental, and two thousand pounds a ton, and that four hundred and eighty grains shall be an ounce troy, or 5,760 grains a pound troy.

As regards measures—that the unit or standard measure of capacity, as well for liquids as for dry measures, shall be the gallon containing ten standard pounds weight of distilled water weighed with the water and air at a temperature of sixty-two degrees Fahrenheit, with the barometer at thirty inches, that the quart shall be one-fourth part of the gallon, and the pint one-eighth part of the gallon, and that eight gallons shall be a bushel.

This gallon commonly known as the "Imperial Gallon," contains 277.274 cubic inches, or 353.036 cylindrical inches.

The standard measure of length is the yard, one-third part of which it is provided shall be a foot, and the twelfth part of such foot shall be an inch.

In many countries the Metric system of weights and measures has been adopted. A separate table of Canadian equivalents of these is given in order to avoid repetition, the word "Metric" being used in the general table in each case where the system is in vogue, as indicating a reference to that table.

The equivalent value of the monetary unit can only be given as respects those countries having a gold standard. Where silver is the standard, the value of the currency necessarily fluctuates correspondingly to the market value of silver bullion, and were any attempt made to quote the value of such currency it would, under present circumstances, be misleading, therefore, the weight in decimal parts of an ounce with the fineness of the coin is given instead, which will enable any one to approximate the value of the currency according to the current value of fine bar silver. As an example, say fine bar silver at 75 cents an ounce, the Bolivian dollar weighs .801 of an ounce, its fineness is .900, therefore $75 \times .801 = 60.075$ which $\times .900 = 54.0675$, or a small fraction over 54 cents, and the actual intrinsic value of the pure silver contained in the coin, to which should be added a reasonable allowance to cover the value of the alloy, the cost of the coinage, and in some instances exchange, the aggregate of which would be approximately the current value in Canadian currency of the dollar in question.

Unless carefully noted, the quotations as usually given of the current value per ounce of silver may be misconstrued and lead to misapprehensions, as it is sometimes quoted per ounce *fine*, and sometimes per ounce *standard*; thus for instance on a certain day the London quotation reads "fine silver per ounce standard 32 d.," while on the same day it is quoted in New York " $69\frac{1}{2}$ cents per ounce fine;" as 32 d. is equal to a fraction over $64\frac{7}{8}$ cents, there would appear a difference of about $4\frac{5}{8}$ cents per ounce between the two prices, the New York price appearing that much in excess of the other, were it not noticed that one is based upon *standard* fineness and the other upon absolute fineness, but by reducing the New York "fine" to London "standard" (of .925 fine, or 444 grains fine to the ounce) the actual difference between the two quotations is found to be only about $\frac{5}{8}$ of one cent per ounce, the London price being that much in excess of the New York.

British and Foreign Currencies, Weights and Measures, differing from those of Canada and used in the Tariffs and Trade Reports of the respective Countries named, with their Equivalents expressed in Canadian Legal Standards.

BRITISH EMPIRE.

Country.	Monetary Unit.	Equivalent Value in Canadian Currency.	Weights.	Canadian Equivalent.	Measure of Capacity.	Canadian Equivalent.	Measure of Length.	Canadian Equivalent.
Great Britain.....	Pound or sovereign.	\$4.86 $\frac{2}{3}$	Pound Cwt. Ton	Lb. 112 lbs. 2,240 "	Usually same as Canadian. Quartern.	8 bushels....	Same as Canadian....	
British Possessions, viz.:								
Antigua.....	Pound.	4.86 $\frac{2}{3}$	"	2,240 "			"	
Bahamas.....	"	4.86 $\frac{2}{3}$	"	2,240 "			"	
Barbados.....	"	4.86 $\frac{2}{3}$	"	2,240 "			"	
Bermuda.....	"	4.86 $\frac{2}{3}$	"	2,240 "			"	
British Guiana.....	"	4.86 $\frac{2}{3}$	"	2,240 "			"	
"	"	W. F.		2,240 "			"	
" Honduras.....	Dollar.	.9037	Same as Canadian.		Same as Canadian		"	
" N. Guinea.....	Pound.	\$4.86 $\frac{2}{3}$	Cwt. Ton	112 lbs. 2,240 "	"		"	
" N. Borneo.....	Dollar	.8701	Pical. Catty	133.33 lbs. 1.33 "	"		"	
Cape of Good Hope and Orange Free States.	Pound.	\$4.86 $\frac{2}{3}$			"		"	
Ceylon.....	Rupee of 100 cts.	W. F. 375	Cwt. Ton Oke	112 lbs. 2,240 " 2.8 lbs.	"	8 gallons		
Cyprus.....	Pound 9 piastres... } 360 paras.... }	\$4.86 $\frac{2}{3}$ 1 schilling			Kilé.			
Dominica.....	Pound	\$4.86 $\frac{2}{3}$	Cwt. Ton	112 lbs. 2,240 "	Same as Canadian			
Falkland Island	"	4.86 $\frac{2}{3}$	"	2,240 "	"			
Fiji.....	"	4.86 $\frac{2}{3}$	"	2,240 "	"			
Gambia.....	"	4.86 $\frac{2}{3}$	"	2,240 "	"			
Gibraltar.....	Poseta.	19.3 cents	Cwt. Ton	112 lbs. 2,240 "				
Gold Coast.....	Pound.	4.86 $\frac{2}{3}$	"	2,240 "				
Grenada.....	"	4.86 $\frac{2}{3}$			Old wine gallon....	.833 of a gall. or $\frac{5}{6}$ "		

SESSIONAL PAPER No. 10

Hong Kong	Dollar	W. 8701	F. 903						
India	*Rupee of 16 annas.	32.4 cents.							
		1 Tola = 180 grains.							
Jamaica	Pound	\$4.86 ² / ₃	F. 903						
Labuan	Dollar	W. 8701	F. 903						
Lagos	Pound	\$4.86 ² / ₃							
Malta	"	"							
Mauritius	Rupee of 100 cts.	W. 375	F. 915 ² / ₃						
Montserrat	Pound	\$4.86 ² / ₃							
Natal	"	4.86 ² / ₃							
Newfoundland	Dollar	1.01388							
New South Wales	Pound	4.86 ² / ₃							
New Zealand	"	4.86 ² / ₃							
Niger Protectorate	"	4.86 ² / ₃							
Queensland	"	4.86 ² / ₃							
St. Helena	"	4.86 ² / ₃							
St. Kitts	"	4.86 ² / ₃							
St. Kitts	"	4.86 ² / ₃							
St. Lucia	"	4.86 ² / ₃							
St. Vincent	"	4.86 ² / ₃							
St. Vincent	"	4.86 ² / ₃							
Sarawak	Dollar	W. 8701	F. 903						
Sierra Leone	Pound	\$4.86 ² / ₃							
South Australia	"	4.86 ² / ₃							
Straits Settlements	Dollar	W. 8701	F. 903						
Tasmania	Pound	\$4.86 ² / ₃							
Trinidad and Tobago	Pound	4.86 ² / ₃							
Turks Island and Caicos	"	4.86 ² / ₃							
Virgin Islands	"	4.86 ² / ₃							
Victoria	"	4.86 ² / ₃							
Western Australia	"	4.86 ² / ₃							

* Gold standard adopted in November, 1900.

Khaandi	500 lbs.	Same as Canadian.			
Mauud	82 ² / ₃ lbs.				
40 sirs = 1 maund.					
16 chitticks = 1 sir.					
Cwt	112 lbs.				
Ton	2,240 "				
Cwt	112 "	Old wine gallon			
Ton	2,240 "				
Canar	175 "	Cafiso			
Metric		Salma			
		Metric			Metric
Cwt	112 lbs.	Same as Canadian.			
Ton	2,240 "				
Cwt	112 lbs.	"			
Ton	2,240 "	"			
"	2,240 "	"			
Cwt	112 "	"			
Picul	133.33 lbs.				
Coyul	5,233 lbs.				
Cwt	112 "				
Ton	2,240 "				
"	2,240 "				
Cwt	112 "				
Ton	2,240 "				
Cwt	112 lbs.	Same as Canadian.			
Ton	2,240 "				
Cwt	112 "	"			

BRITISH and Foreign Currencies, Weights and Measures, differing from those of Canada and used in the Tariffs, &c.—Continued.

FOREIGN COUNTRIES.

Country.	Monetary Unit.	Equivalent Value in Canadian Currency.	Weight.	Canadian Equivalent.	Measure of Capacity.	Canadian Equivalent.	Measure of Length.	Canadian Equivalent.
Argentine Republic.	Peso	96.5 cents.	Metric. *Libra Arroba = 25 libras = Metric.	1.0127 lbs. 25.3175 "	Metric. Frasco Metric.	2.0913 qts.	Metric. Vara (3 pies).....	34.1208 in.
Austria-Hungary.	Florin.	40.52 "	"	"	"	"	"	"
Belgium.	Franc	19.43 " W.	"	"	"	"	"	"
Bolivia.	Dollar	.801 "	"	"	"	"	"	"
Brazil.	Milreis	54.61 cents.	"	"	"	"	"	"
Central American States—								
Colombia.	Peso	W. .803 "	"	*libra. 1.043 lbs.	"	Cantara = 4 cuartillas. Fanega = 4 cuartillas. 1.31208 bush.	Vara.....	8.874 in.
Costa Rica	"	.866 "	"	"	"	"	"	"
Guatemala	"	.803 "	"	"	"	"	"	"
Honduras	"	.866 "	"	"	"	"	"	"
Nicaragua	"	.866 "	"	"	"	"	"	"
Salvador	"	.866 "	"	"	"	"	"	"
Chile.	†Peso	36.5 cents.	Libra	1.043 lbs.	Quartillo..... Fanega.....	1.353 qts. 2.1458 bush.	Vara.....	33.307 in.
China	(Silver peso) Shanghai tael....	W. .801 " 1.20775 "	Tael Catty Picul	.083 lbs. 1.33 " 133.33 "	Same as Canadian.		10 fan = 1 tsuin = 10 tsuin = 1 chek = 10 chek = 1 ch'ang =	1.41 Eng. in. 14.1 " 141 E. in., or nearly 4 yds.
	†Haikwan tael.	1.20775 1000	Ton	2.240 "				
Congo Free States.	Franc	19.3 cents.	Metric.	1.061 lbs.	Metric.			
Cuba	Peso	92.6 "	Libra = 16 onzas Arroba = 24 libras.	1.061 lbs. 25.4024 lbs.	Arroba = 32 quartillos. Fanega = 12 almudes.	3.552 galls. 1.332 bush.	Vara (3 pies).....	33.384 in.
Denmark	Crown or kroner.	26.8 "	Pund	1.102 "	Pot.....	2126 galls. (corn) 4.0775 bush. (coal.)	Ell.....	2.06 ft.
Ecuador	Sucre	About same value as Peruvian sol.			Tönder..... Viertel.....	1.7 galls.	Foot.....	1.03 ft.
					Metric.		Metric.	

SESSIONAL PAPER No. 10

Egypt.	Pound of 100 piastres.	\$4.94 ³ / ₁₀	Metric *oke	2.75 lbs.	Metric.		Metric.
Finland	Mark of 100 penni.	19.3 cents	Kantaa = 36 okes	.99 "	Can.	.576 gal.	Ell. 649 yds.
	Franc	19.3 "		.937 lbs.			
German Empire	Mark	23.8 "			Metric		Metric.
	Drachma	19.3 "			"		"
Hayti	Gourde peso.	96.5 "			"		"
					Metric		"
Italy	Lire	19.3 "					
		W. F.					
Japan	Itziboo.	.279	1 kwam-me = 1,000 monme.				10 bu = 1 sun = 1.193 in.
	Yen.	49 ⁸ / ₁₀ cents	1 hiyaku-me = 100 monme.				10 sun = 1 shaku = 11.93 in.
Java.	(Silver) Yen.	.866	1 monme = 10 fun = 0.0082817 lbs avoirdupois.				10 shaku = 1 jo.
Liberia.	Dollar of 2½ guilders.	.9027	Catty	1.333 lbs.	Same as Canadian.		
	Dollar.	Same as Canadian.	Picul	133.3 "			
Mexico.	"	W. F.	Ton	2240 "			
		.8701	Catty	1.35 "			
Netherlands.	Florin (Guilder)	40.2 cents	SPical	135 "			
	Crown (Krouer)	26.8 "	Same as Canadian.		1 gallon	.833 Lm. p. gall.	Same as Canadian.
Norway	"	W. F.	Metric.				
		.8701	*Libra.	1.0142 lbs.	Metric	2.18 qts	32.9 in.
Persia.	Kran.	W. F.	Arroba = 25 libras = 25.3645 "		Faneqa.	1.291 bush.	
		.1474 (about)	Metric.				
Peru.	Sol.	.8025	*Skaepund.	.937 lbs.	Kama	.5763 galls.	.974 ft.
	Philippine Islands	.8346	Libra.	1.0143 lbs.			
Porto Rico	Peso.	.92.6 cents	Arroba = 16 onzas.	1.0161 lbs.	Metric	Arroba = 32 quartillos.	Metric.
			Arroba = 25 libras	25.402 "		Faneqa = 12 almudes.	Vara (3 pies). 33.384
Portugal.	Milreis.	1.08 "					Metric.
	Roumania.	Lei					

* Old weights and measures sometimes used. † The values in Chinese Imperial Customs Returns are always given in Haikwan taels, which are relatively in value equal to about 1.113 Shanghai taels. The tael is in reality not a standard of value (there is no such coin), but of weight, and when used in the sense of a value it only represents its weight in gold or silver, as the case may be, the real difficulty is to establish its exact equivalent in grams. Authorities differ greatly, as also does the practice in different sections of China. The Chinese are far from being exact, and the probability is that there exists a standard, and a further probability that it is equal to 10 Japanese monmes, or 579.72 grams, which figures have been used in computing the value as above. It will be observed, however, that these figures fall short about 3.61 grains from the weight usual (say 1½ oz. per tael) in dealing with the weights other than those of gold and silver. † For many years the value of the peso in Chile has been 91.2 cents, but by the Resumption Act of Feb. 11, 1895, the value of the peso is made equal to 18 pence = 36.5 cents. † Usually reckoned same as Chinese Picul of 133½ lbs. † This is long measure. † Japan has adopted the Gold Standard, which came into effect Oct. 1st, 1897. Value of Gold Yen = 1.4916 in., 1 shaku = 14.916 in. and 1 jo = 149.6 in. Cloth measure is 25% greater in length than long measure. Therefore by cloth measure 1 sun = 1.4916 in., 1 shaku = 14.916 in. and 1 jo = 149.6 in.

BRITISH and Foreign Currencies, Weights and Measures, differing from those of Canada and used in the Tariffs, &c.—*Concluded.*

FOREIGN COUNTRIES—*Concluded.*

Country.	Monetary Unit.	Equivalent Value in Canadian Currency.	Weights.	Canadian Equivalent.	Measure of Capacity.	Canadian Equivalent.	Measure of Length.	Canadian Equivalent.
Russia.	Ruble.	77 2 cents W. F.	Pod = 40 funts. Funt or 32 lot = 46 zlotofnks.	36 lbs. avoirdupois.	Vedro = 10 kronckhas	2 707 I m p. galls.	Sajene = 3 arshins. Arshin = 16 vershoks. Russian inch.	7 ft. 28 inches. English inch
Servia.	Dinar.	19 3 cents W. F.	Metric.	Metric.	Metric.	Metric.	Metric.	Metric.
Siam.	Tical.	488 .880 F.	Bat or tical. Catty SPicul. Coyan.	.0337 lbs. 1 35 135 5,298				
Spain.	Peseta.	19 3 cents	Metric.	Metric.	Metric.	Metric.	Metric.	Metric.
Sweden.	Crown or krcner	26 8 "	Skaepund	.937 lbs.	Kanna.	5763 galls.	Foot.	.974 ft.
Switzerland.	Franc.	19 3 "	Metric.	Metric.	Metric.	Metric.	Metric.	Metric.
Tripoli.	Mahbab of piastres, †	20 Contains 313 2 grains of pure silver, but as the weight of the coin is not attainable the usual figures cannot be given. It is worth about .83 of the value of the Mexican silver dollar.	Oke. Kantar = 40 okes.	2 69 lbs.				
Tunis.	5 piastres.	511 .899 W. F.	Metric; oke.	Metric.	Metric.	2 2 galls.	Metric.	Metric.
Turkey.	Piastres.	4 4 cents	Kantar = 4 kantars.	2 8 lbs.	Metric.	1 000 derchous	Archine = 8 roupe. 1 roupe = 2 ghunrahts.	26 779 in.
United States of America.		Practically same as Canadian; actually about $\frac{31}{100}$ of 1% more; 29,199 U. S. dollars are legally of the same value as 29,200 Canadian dollars.	Usually same as Canadian; but in connection with Customs matters the ton is 2,240 pounds.		Gallon.	833 I m p. gall.	Same as Canadian.	

TABLE of constant Factors, which multiplied by the current value per ounce of silver, either pure or standard as the case may be, will give the value of the silver contained in the coin referred to, to which if there be added a small percentage to cover the value of the alloy and the cost of coinage, the aggregate will equal the then intrinsic value in Canadian currency of the coin in question.

Country.	Monetary Unit.	Constant factor to be Multiplied by price per ounce of	
		Pure Silver.	Standard Silver.
Bolivia.....	Dollar.....	7209	77935
British North Borneo.....	".....	7857	84940
British Honduras.....	".....	72333	78197
Ceylon.....	Rupree.....	34375	37162
Chile.....	Peso.....	7299	77935
China.....	Shanghai tael...	1 06885	1 15552
	Haikwan tael...	1 20775	1 30567
Colombia.....	Peso.....	71949	77782
Costa Rica.....	".....	7361	79578
Guatemala.....	".....	7227	78129
Honduras.....	".....	7361	79578
Hong Kong.....	Dollar.....	7857	84940
India.....	Rupree.....	34375	37162
Japan.....	Itziboo.....	2511	27145
	Yen.....	7794	84259
Java.....	Dollar.....	78354	84707
Labuan.....	".....	7857	84940
Mauritius.....	Rupree.....	34375	37162
Mexico.....	Dollar.....	78309	84658
Nicaragua.....	Peso.....	7361	79578
Persia.....	Kran.....	13118	14182
Peru.....	Sol.....	72225	79080
Philippine Islands.....	Peso.....	75114	81204
Russia.....	Ruble.....	37852	62542
Sarawak.....	Dollar.....	6857	89940
Salvador.....	Peso.....	8361	79578
Siam.....	Tical.....	42944	46425
Straits Settlements.....	Dollar.....	7857	84940
Tunis.....	5 piastres.....	45939	49663
United States of America.....	Silver dollar.....	7731	83578
	Trade dollar.....	7875	85135

SESSIONAL PAPER No. 10

TABLE of Sterling Pence (26 to 31 $\frac{7}{8}$) and fractions thereof, with statutory equivalents in Canadian cents and decimal parts thereof, for use in connection with the foregoing table of Constant Factors.

EXAMPLE—Silver at 27 $\frac{5}{8}$ pence per oz. standard, what is the value of the silver in the Japanese yen?
ANSWER— $.84259 \times 56.016 = 47.1985$, or nearly 47 $\frac{1}{2}$ cents.

Pence.	Cents.	Pence.	Cents.	Pence.	Cents.
20	40.555	24	48.666	28	56.777
20 $\frac{1}{4}$	40.809	24 $\frac{1}{4}$	48.920	28 $\frac{1}{4}$	57.030
20 $\frac{1}{2}$	41.062	24 $\frac{1}{2}$	49.173	28 $\frac{1}{2}$	57.284
20 $\frac{3}{4}$	41.315	24 $\frac{3}{4}$	49.427	28 $\frac{3}{4}$	57.537
20 $\frac{5}{8}$	41.569	24 $\frac{5}{8}$	49.680	28 $\frac{5}{8}$	57.791
20 $\frac{3}{4}$	41.822	24 $\frac{3}{4}$	49.934	28 $\frac{3}{4}$	58.044
20 $\frac{7}{8}$	42.076	24 $\frac{7}{8}$	50.187	28 $\frac{7}{8}$	58.298
20 $\frac{5}{4}$	42.329	24 $\frac{5}{4}$	50.440	28 $\frac{5}{4}$	58.551
21	42.583	25	50.694	29	58.805
21 $\frac{1}{8}$	42.836	25 $\frac{1}{8}$	50.947	29 $\frac{1}{8}$	59.058
21 $\frac{1}{4}$	43.090	25 $\frac{1}{4}$	51.201	29 $\frac{1}{4}$	59.312
21 $\frac{1}{2}$	43.343	25 $\frac{1}{2}$	51.454	29 $\frac{1}{2}$	59.565
21 $\frac{3}{8}$	43.597	25 $\frac{3}{8}$	51.708	29 $\frac{3}{8}$	59.819
21 $\frac{1}{2}$	43.850	25 $\frac{1}{2}$	51.961	29 $\frac{1}{2}$	60.072
21 $\frac{5}{8}$	44.104	25 $\frac{5}{8}$	52.215	29 $\frac{5}{8}$	60.326
21 $\frac{3}{4}$	44.357	25 $\frac{3}{4}$	52.468	29 $\frac{3}{4}$	60.579
22	44.611	26	52.722	30	60.832
22 $\frac{1}{8}$	44.864	26 $\frac{1}{8}$	52.975	30 $\frac{1}{8}$	61.085
22 $\frac{1}{4}$	45.118	26 $\frac{1}{4}$	53.229	30 $\frac{1}{4}$	61.339
22 $\frac{1}{2}$	45.371	26 $\frac{1}{2}$	53.482	30 $\frac{1}{2}$	61.592
22 $\frac{3}{8}$	45.625	26 $\frac{3}{8}$	53.736	30 $\frac{3}{8}$	61.846
22 $\frac{1}{2}$	45.878	26 $\frac{1}{2}$	53.989	30 $\frac{1}{2}$	62.099
22 $\frac{5}{8}$	46.131	26 $\frac{5}{8}$	54.243	30 $\frac{5}{8}$	62.353
22 $\frac{3}{4}$	46.385	26 $\frac{3}{4}$	54.496	30 $\frac{3}{4}$	62.606
23	46.638	27	54.75	31	62.86
23 $\frac{1}{8}$	46.892	27 $\frac{1}{8}$	55.002	31 $\frac{1}{8}$	63.113
23 $\frac{1}{4}$	47.145	27 $\frac{1}{4}$	55.256	31 $\frac{1}{4}$	63.367
23 $\frac{1}{2}$	47.399	27 $\frac{1}{2}$	55.509	31 $\frac{1}{2}$	63.620
23 $\frac{3}{8}$	47.652	27 $\frac{3}{8}$	55.763	31 $\frac{3}{8}$	63.874
23 $\frac{1}{2}$	47.906	27 $\frac{1}{2}$	56.016	31 $\frac{1}{2}$	64.127
23 $\frac{5}{8}$	48.159	27 $\frac{5}{8}$	56.27	31 $\frac{5}{8}$	64.381
23 $\frac{3}{4}$	48.413	27 $\frac{3}{4}$	56.523	31 $\frac{3}{4}$	64.634

PART I

CANADIAN TRADE

3-4 EDWARD VII., A. 1904

No. 1.—STATEMENT of the Values of the Imports into and Exports from Canada, Bullion, with the Customs Duties collected during each

Years.	IMPORTS.				EXPORTS.			
	Merchandise.		Coin and Bullion.	Totals.	Merchandise.		Coin and Bullion.	Totals.
	Dutiable.	Free.			Home Produce.	Foreign Produce.		
	§	§	§	§	§	§	§	§
1868	45,250,395	23,314,102	4,895,147	73,459,644	48,504,899	4,196,821	4,866,168	57,567,888
1869	44,081,563	22,086,373	4,247,229	70,415,165	52,400,772	3,855,801	4,218,208	60,474,781
1870	48,665,547	21,813,263	4,335,529	74,814,339	59,043,590	6,527,622	8,002,278	73,573,490
1871	70,295,223	23,064,654	2,733,094	96,092,971	57,630,024	9,853,244	6,690,350	74,173,618
1872	72,157,423	36,519,355	2,753,749	111,430,527	65,831,083	12,798,182	4,010,398	82,639,663
1873	74,217,954	50,787,862	3,005,465	128,011,281	76,538,025	9,405,910	3,845,987	89,789,922
1874	77,070,460	46,919,840	4,223,282	128,213,582	76,741,997	10,614,096	1,995,835	89,351,928
1875	81,504,477	39,355,717	2,210,089	123,070,283	69,709,823	7,137,319	1,030,837	77,886,979
1876	58,794,777	32,195,458	2,220,111	93,210,346	72,491,437	7,234,961	1,240,037	80,966,435
1877	63,986,376	33,167,497	2,174,089	99,327,962	68,030,546	7,111,108	733,739	75,875,393
1878	61,700,190	30,577,871	803,726	93,081,787	67,989,800	11,164,878	168,989	79,323,667
1879	57,052,042	23,273,296	1,639,689	81,964,427	62,431,025	8,355,644	704,586	71,491,255
1880	68,895,483	15,712,457	1,881,807	86,489,747	72,899,697	13,210,006	1,771,755	87,911,458
1881	85,516,908	18,690,657	1,123,275	105,330,840	83,944,701	13,375,117	971,005	98,290,823
1882	93,339,930	24,575,827	1,503,743	119,419,500	94,137,657	7,628,453	371,093	102,137,203
1883	100,827,816	30,150,683	1,275,523	132,254,022	87,702,431	9,751,773	631,600	98,085,804
1884	88,349,492	25,339,885	2,207,666	116,397,043	79,833,098	9,389,106	2,184,292	91,406,496
1885	79,614,108	26,373,134	2,954,244	108,941,486	79,131,735	8,079,646	2,026,980	89,238,361
1886	75,536,758	25,277,246	3,610,557	104,424,561	77,756,704	7,438,079	56,531	85,251,314
1887	85,479,400	26,880,615	532,218	112,892,236	80,960,909	8,549,333	5,569	89,515,811
1888	77,784,037	30,935,121	2,175,472	110,894,630	81,382,072	8,803,394	17,534	90,203,000
1889	80,059,966	34,589,714	575,251	115,224,931	80,272,456	6,938,455	1,978,256	89,189,167
1890	86,258,633	34,516,597	1,083,011	121,858,241	85,257,586	9,051,781	2,439,782	96,749,149
1891	81,286,372	36,870,096	1,811,170	119,967,638	88,671,738	8,798,631	946,927	98,417,296
1892	81,190,844	44,396,694	1,818,530	127,406,068	99,032,466	13,121,791	1,809,118	113,963,375
1893	77,378,091	45,161,977	6,534,200	129,074,268	105,488,798	8,941,856	4,133,698	118,564,352
1894	73,341,506	46,110,362	4,023,072	123,474,940	103,851,764	11,833,805	1,839,380	117,524,949
1895	64,064,587	42,140,475	4,576,620	110,781,682	102,828,441	6,485,943	4,325,319	113,638,803
1896	74,259,940	38,525,249	5,226,319	118,011,508	109,707,805	6,606,738	4,699,309	121,013,852
1897	74,108,590	40,433,825	4,676,194	119,218,609	123,632,540	10,825,163	3,492,550	137,950,253
1898	84,141,104	51,791,105	4,390,844	140,323,053	144,548,662	14,980,883	4,623,138	164,152,683
1899	98,349,633	59,709,541	4,705,134	162,764,308	137,360,792	17,520,088	4,016,025	158,896,905
1900	112,943,896	68,351,179	8,297,438	189,622,513	168,972,301	14,265,254	8,657,168	191,894,723
1901	115,574,658	71,303,573	3,537,294	190,415,525	† 177,431,386	17,077,757	1,978,489	† 196,487,632
1902	127,955,281	78,003,472	6,311,405	212,270,158	† 196,019,763	13,951,101	1,669,422	† 211,640,286
1903	143,839,632	88,398,532	8,976,797	241,214,961	† 214,401,674	10,828,087	619,963	† 225,849,724

† After 1900 no estimate is made of the amount short reported in exports to United States.

SESSIONAL PAPER No. 10

and of Goods entered for Consumption distinguishing Merchandise from Coin and Fiscal Year ended June 30, 1868 to 1903.

Duty Collected.	Totals, Imports and Exports.	ENTERED FOR CONSUMPTION.					Totals, Customs Duties Collected.	Years.
		Merchandise.		Coin and Bullion.	Totals.	Duty Collected.		
		Dutiable.	Free.					
\$ cts.	\$	\$	\$	\$	\$	\$ cts.	\$ cts.	
17,985 81	131,027,532	43,655,696	23,434,463	4,895,147	71,985,306	8,801,445 82	8,819,431 63	1868
14,402 67	130,889,946	41,069,342	22,085,599	4,247,229	67,402,170	8,284,507 04	8,298,909 71	1869
37,912 28	148,387,829	45,127,422	21,774,652	4,335,529	71,237,603	9,425,028 16	9,462,940 44	1870
36,065 90	170,266,589	60,094,362	24,120,026	2,733,094	86,947,482	11,807,589 85	11,843,655 75	1871
24,809 03	194,070,190	68,276,157	36,679,210	2,753,749	107,709,116	13,020,684 47	13,045,493 50	1872
20,152 14	217,801,203	71,198,176	53,310,953	3,005,465	127,514,594	12,997,578 03	13,017,730 17	1873
14,564 90	217,565,510	76,232,530	46,948,357	4,223,282	127,404,169	14,407,317 77	14,421,882 67	1874
7,242 85	200,957,262	78,138,511	39,270,057	2,210,089	119,618,657	15,354,139 27	15,361,382 12	1875
4,500 02	174,176,781	60,238,297	32,274,810	2,220,111	94,733,218	12,828,614 46	12,833,114 48	1876
4,102 71	175,203,355	60,916,770	33,209,624	2,174,089	96,300,483	12,544,348 38	12,548,451 09	1877
4,160 95	172,405,454	59,773,039	30,622,812	803,726	91,199,577	12,791,532 22	12,795,693 17	1878
4,271 69	153,455,682	55,426,836	23,275,683	1,639,089	80,341,608	12,935,268 97	12,939,540 66	1879
8,895 83	174,401,205	54,182,967	15,717,575	1,881,807	71,782,349	14,129,953 39	14,138,849 22	1880
8,140 86	203,621,663	71,620,725	18,867,604	1,123,275	91,611,604	18,492,645 11	18,500,785 97	1881
8,809 80	221,556,703	85,757,433	25,387,751	1,503,743	112,648,927	21,700,027 63	21,708,837 43	1882
9,755 68	230,339,826	91,588,339	30,273,157	1,275,523	123,137,019	23,162,553 29	23,172,308 97	1883
8,515 42	207,803,539	80,010,498	25,962,480	2,207,666	108,180,644	20,156,447 95	20,164,963 37	1884
12,305 44	198,179,847	73,269,618	26,486,157	2,954,244	102,710,019	19,121,253 55	19,133,558 99	1885
20,726 07	189,675,875	70,658,819	25,333,318	3,610,557	99,602,694	19,427,397 63	19,448,123 70	1886
31,397 10	202,408,047	78,120,679	26,986,531	532,218	105,639,428	22,438,308 73	22,469,705 83	1837
21,772 41	201,097,630	69,645,824	31,025,804	2,175,472	102,847,100	22,187,869 12	22,209,641 53	1888
42,206 67	204,114,098	74,475,139	34,623,057	575,251	109,673,447	23,742,316 56	23,784,523 23	1889
93,674 32	218,607,390	77,106,286	34,576,287	1,083,011	112,765,584	23,921,233 75	24,014,908 07	1890
64,803 41	218,384,934	74,536,036	36,997,918	1,811,170	113,345,124	23,416,265 72	23,481,069 13	1891
168 00	241,369,443	69,160,737	45,999,076	1,818,530	116,978,943	20,550,473 53	20,550,581 53	1892
.....	247,638,620	69,873,571	45,297,259	6,534,200	121,705,030	21,161,710 93	21,161,710 93	1893
.....	240,999,889	62,779,182	46,291,729	4,023,072	113,093,983	19,379,822 32	19,379,822 32	1894
.....	224,420,485	58,557,655	42,118,236	4,576,620	105,252,511	17,887,269 47	17,887,269 47	1895
.....	239,025,360	67,239,759	38,121,402	5,226,319	110,587,480	20,219,037 32	20,219,037 32	1896
.....	257,168,862	66,220,765	40,397,062	4,676,194	111,294,021	19,891,996 77	19,891,996 77	1897
.....	304,475,736	74,625,088	51,682,074	4,390,844	130,698,006	22,157,788 49	22,157,788 49	1898
.....	321,661,215	89,433,172	59,913,287	4,705,134	154,051,593	25,734,228 75	25,734,228 75	1899
.....	381,517,236	104,346,795	68,160,083	8,297,438	180,804,316	28,889,110 13	28,889,110 13	1900
.....	†386,903,157	105,969,756	71,730,938	3,537,294	181,237,988	29,106,979 89	29,106,979 89	1901
.....	†423,910,444	118,657,496	77,822,694	6,311,405	202,791,595	32,425,532 31	32,425,532 31	1902
.....	†467,064,685	136,796,065	88,017,654	8,976,797	233,790,516	37,110,354 59	37,110,354 59	1903

3-4 EDWARD VII., A. 1904

No. 2.—STATEMENT (by Classes) of the Values of the Exports of Canada

Years.	THE MINE.			THE FISHERIES.			THE FOREST.	
	Home Produce.	Foreign Produce.	Totals.	Home Produce.	Foreign Produce.	Totals.	Home Produce.	Foreign Produce.
	§	§	§	§	§	§	§	§
1868	1,276,129	*	1,276,129	3,357,510	*	3,357,510	18,742,625	*
1869	1,941,485	*	1,941,485	2,242,710	*	2,242,710	20,423,882	*
1870	2,192,541	*	2,192,541	3,608,549	*	3,608,549	21,533,300	*
1871	2,841,124	*	2,841,124	3,994,275	*	3,994,275	23,063,223	*
1872	4,779,594	*	4,779,594	4,386,214	*	4,386,214	24,459,877	*
1873	5,853,860	*	5,853,860	4,779,277	*	4,779,277	29,298,917	*
1874	3,760,835	*	3,760,835	5,292,368	*	5,292,368	27,237,779	*
1875	3,643,398	*	3,643,398	5,380,527	*	5,380,527	25,070,410	*
1876	3,731,827	56,975	3,787,802	5,500,989	232	5,501,221	20,333,230	209,405
1877	3,644,040	54,918	3,698,958	5,874,360	5,874,360	23,010,249	655,338
1878	2,816,347	53,016	2,869,363	6,853,975	75,391	6,929,366	19,511,575	543,254
1879	3,082,900	104,822	3,187,722	6,928,871	143,332	7,072,203	13,261,459	535,800
1880	2,877,351	104,262	2,981,613	6,579,656	73,691	6,653,347	16,854,507	812,186
1881	2,767,829	148,425	2,916,254	6,867,715	31,169	6,898,884	24,960,012	749,836
1882	3,013,573	127,608	3,141,181	7,682,079	15,529	7,697,608	23,991,055	971,597
1883	2,970,886	135,944	3,106,830	8,809,118	47,808	8,856,926	25,370,726	1,277,715
1884	3,247,092	195,399	3,442,491	8,591,654	17,687	8,609,341	25,811,157	1,484,926
1885	3,639,537	196,933	3,836,470	7,960,001	16,312	7,976,313	20,989,708	1,383,597
1886	3,951,147	196,140	4,147,287	6,843,388	25,645	6,869,033	21,034,611	1,830,476
1887	3,805,959	304,649	4,110,608	6,875,810	101,864	6,977,674	20,484,746	1,763,737
1888	4,110,937	228,551	4,339,488	7,793,183	77,922	7,871,105	21,302,514	1,577,477
1889	4,419,170	254,033	4,673,203	7,212,208	117,527	7,329,735	23,043,007	1,426,249
1890	4,855,757	270,374	5,126,131	8,461,906	62,602	8,524,508	26,179,136	1,110,128
1891	5,784,143	193,593	5,977,736	9,715,401	181,132	9,896,533	24,282,015	1,583,853
1892	5,906,471	236,697	6,143,168	9,675,398	268,712	9,944,110	22,281,744	1,351,931
1893	5,329,890	295,636	5,625,526	8,743,050	198,307	8,941,357	26,359,910	1,272,881
1894	5,801,009	254,885	6,055,894	11,102,692	309,589	11,412,281	26,355,448	149,308
1895	6,983,227	231,439	7,214,666	10,692,247	165,009	10,857,256	23,891,166	238,033
1896	8,059,650	342,110	8,401,760	11,077,765	105,933	11,183,698	27,175,686	149,208
1897	11,298,915	251,172	11,550,087	10,314,323	254,765	10,569,088	31,258,729	173,565
1898	14,463,256	230,793	14,694,054	10,841,661	132,316	10,973,977	26,511,539	531,533
1899	13,368,150	200,435	13,568,585	9,909,662	41,642	9,951,304	28,021,529	92,766
1900	24,580,266	198,973	24,778,339	11,169,083	55,783	11,224,866	29,663,668	290,421
1901	40,367,683	163,631	40,531,314	10,720,352	10,647	10,730,999	30,009,857	266,323
1902	34,947,574	143,654	35,091,228	14,143,294	43,776	14,187,070	32,119,429	11,484
1903	31,064,861	170,304	31,235,165	11,800,184	26,462	11,826,646	36,386,015	45,099

* Not separately stated prior to 1876.

SESSIONAL PAPER No. 10

during the Fiscal Year ended June 30, 1868 to 1903.

ANIMALS AND THEIR PRODUCE.			AGRICULTURAL PRODUCTS.			Years.	
Totals.	Home Produce.	Foreign Produce.	Totals.	Home Produce.	Foreign Produce.		Totals.
\$	\$	\$	\$	\$	\$	\$	
18,742,625	6,893,167	*	6,893,167	12,871,055	*	12,871,055	1868
20,423,882	8,769,407	*	8,769,407	12,182,702	*	12,182,702	1869
21,533,300	12,138,161	*	13,138,161	13,676,619	*	13,676,619	1870
23,063,223	12,608,506	*	12,608,506	9,853,924	*	9,853,924	1871
24,459,877	12,706,967	*	12,706,967	13,378,891	*	13,378,891	1872
29,298,917	14,243,017	*	14,243,017	14,995,340	*	14,995,340	1873
27,237,779	14,679,169	*	14,679,169	19,590,142	*	19,590,142	1874
25,070,410	12,700,507	*	12,700,507	17,258,358	*	17,258,358	1875
26,542,635	13,614,569	1,030,599	14,645,168	21,139,665	5,169,024	26,308,689	1876
23,665,587	14,220,617	1,140,434	15,361,051	14,689,376	4,590,350	19,279,726	1877
20,054,829	14,019,857	557,229	14,577,086	18,008,754	9,272,335	27,281,089	1878
13,797,259	14,100,604	636,789	14,737,393	19,628,461	6,342,423	25,970,887	1879
17,666,693	17,607,577	896,432	18,504,009	22,294,328	9,992,800	32,287,128	1880
25,709,848	21,360,219	1,305,391	22,665,610	21,268,327	10,025,800	31,294,127	1881
24,962,652	20,454,759	951,046	21,405,805	31,035,712	4,553,986	35,589,698	1882
26,648,441	20,284,343	881,075	21,165,418	22,818,519	6,696,514	29,515,033	1883
27,296,083	22,946,108	1,206,076	24,152,184	12,397,843	5,758,217	18,156,060	1884
22,373,305	25,337,104	1,166,890	26,503,994	14,518,293	4,602,073	19,120,366	1885
22,865,087	22,065,433	1,012,080	23,077,513	17,652,779	3,789,038	21,441,817	1886
22,248,483	24,246,937	825,602	25,072,539	18,826,235	4,892,913	23,719,148	1887
22,880,291	24,719,297	901,072	25,620,369	15,436,360	5,439,075	20,875,435	1888
24,469,256	23,894,707	799,246	24,693,953	13,414,111	3,778,038	17,192,149	1889
27,289,264	25,106,995	1,523,677	26,630,672	11,908,030	5,337,545	17,245,575	1890
25,865,868	25,967,741	1,280,525	27,248,266	13,666,858	4,634,294	18,301,152	1891
23,633,675	28,594,850	1,468,927	30,063,777	22,113,284	8,704,122	30,817,406	1892
27,632,791	31,736,499	1,039,380	32,775,879	22,049,490	5,043,705	27,093,195	1893
26,504,756	31,881,973	1,164,494	33,046,467	17,677,649	9,079,697	26,757,346	1894
24,129,199	34,387,770	1,268,624	35,656,394	15,719,128	3,273,375	18,992,503	1895
27,324,894	36,507,641	896,755	37,404,396	14,083,361	3,890,650	17,974,011	1896
31,432,294	39,245,252	1,123,008	40,368,260	17,982,646	7,711,621	25,694,267	1897
27,043,072	44,301,470	1,834,668	46,136,138	33,063,285	10,664,494	43,727,779	1898
28,114,295	46,743,130	1,281,684	48,024,814	22,952,915	14,448,999	37,401,914	1899
29,954,089	56,148,807	1,147,860	57,296,667	27,516,609	10,953,352	38,469,961	1900
30,276,180	55,495,311	803,971	56,299,282	24,781,486	13,786,566	38,568,052	1901
32,130,913	59,161,209	668,943	59,830,152	37,152,688	10,389,155	47,541,843	1902
36,431,114	69,817,542	649,077	70,466,619	44,624,321	6,948,568	51,572,889	1903

3-4 EDWARD VII., A. 1904

No. 2.—STATEMENT (by Classes) of the Values of the Exports of Canada

Years.	MANUFACTURES.			MISCELLANEOUS.			TOTALS.	
	Home Produce.	Foreign Produce.	Totals.	Home Produce.	Foreign Produce.	Totals.	Home Produce.	Foreign Produce.
	\$	\$	\$	\$	\$	\$	\$	\$
1868	2,100,411	†	2,100,411	302,280	†	302,280	45,543,177	4,196,821
1869	2,412,559	†	2,412,559	350,559	†	350,559	49,323,304	3,855,801
1870	2,560,370	†	2,560,370	371,652	†	371,652	56,081,192	6,527,622
1871	2,432,750	†	2,432,750	387,554	†	387,554	55,181,356	9,853,244
1872	2,716,499	†	2,716,499	515,985	†	515,985	62,944,027	12,798,182
1873	3,609,903	†	3,609,903	465,292	†	465,292	73,245,606	9,405,910
1874	2,946,655	†	2,946,655	419,800	†	419,800	73,926,748	10,614,096
1875	3,028,512	†	3,028,512	409,181	†	409,181	67,490,893	7,137,319
1876	5,148,201	619,546	5,767,747	393,368	150,180	543,548	69,861,849	7,234,961
1877	4,105,422	576,337	4,681,759	320,816	93,731	414,547	65,864,880	7,111,108
1878	4,127,755	588,021	4,715,776	401,871	75,632	477,503	65,740,134	11,164,878
1879	2,700,281	528,480	3,228,761	386,999	63,998	450,997	60,089,578	8,355,644
1880	3,242,617	1,241,594	4,484,211	640,155	119,041	759,196	70,096,191	13,240,006
1881	3,075,095	968,028	4,043,123	622,182	146,468	768,650	80,921,379	13,375,117
1882	3,329,598	934,856	4,264,454	535,935	73,831	609,766	90,042,711	7,628,453
1883	3,503,220	611,204	4,114,424	528,895	101,513	630,408	84,285,707	9,751,773
1884	3,577,535	599,611	4,177,146	560,690	127,190	687,880	77,132,079	9,389,106
1885	3,181,501	612,728	3,794,229	537,374	101,113	638,487	76,183,518	8,079,646
1886	2,824,137	482,250	3,306,387	604,011	102,450	706,461	74,975,506	7,438,079
1887	3,079,972	427,632	3,507,604	644,361	232,936	877,297	77,964,020	8,549,333
1888	4,161,282	455,671	4,616,953	773,877	123,626	897,503	78,297,750	8,803,394
1889	4,434,949	464,139	4,899,088	783,652	99,223	882,875	77,201,804	6,938,455
1890	5,741,184	646,880	6,388,064	82,506	100,575	183,081	82,335,514	9,051,781
1891	6,296,249	689,212	6,985,461	45,337	236,022	281,359	85,757,744	8,798,631
1892	7,040,988	699,867	7,740,855	71,518	391,535	463,053	95,684,253	13,121,791
1893	7,693,959	793,312	8,487,271	93,692	298,635	392,327	102,006,490	8,941,856
1894	7,692,755	643,557	8,336,312	75,327	232,275	307,602	100,586,853	11,833,805
1895	7,768,875	1,090,727	8,859,602	85,938	217,836	303,774	99,528,351	6,485,043
1896	9,365,384	857,493	10,222,877	109,265	364,589	473,854	106,378,752	6,606,738
1897	9,522,014	778,330	10,300,344	63,531	532,702	596,233	119,685,410	10,825,163
1898	10,678,316	1,192,535	11,870,851	61,405	394,539	455,944	139,920,932	14,980,883
1899	11,706,707	1,117,265	12,823,972	99,169	337,297	436,466	132,801,262	17,520,088
1900	14,224,287	1,287,294	15,511,581	208,070	332,471	540,541	163,510,790	14,265,254
1901	16,012,208	1,739,142	17,751,350	44,489	307,477	351,966	177,431,386	17,077,757
1902	18,462,970	2,372,438	20,835,408	32,599	321,651	354,250	196,019,763	13,951,101
1903	20,624,967	2,255,209	22,880,176	83,784	733,368	817,152	214,401,674	10,828,087

† Not separately stated prior to 1876.

* After 1900 no estimate is made of the amount short reported in exports to United States.

SESSIONAL PAPER No. 10

during the Fiscal Years ended June 30, 1868 to 1903—*Concluded.*

Totals.	Estimated Short Reported.	COIN AND BULLION.			GRAND TOTAL EXPORTS.			Years.
		Home Produce.	Foreign Produce.	Totals.	Home Produce.	Foreign Produce.	Totals.	
\$	\$	\$	\$	\$	\$	\$	\$	
49,739,998	2,961,722	4,866,168	4,866,168	53,371,067	4,196,821	57,567,888	1868
53,179,105	3,077,468	4,218,208	4,218,208	56,618,980	3,855,801	60,474,781	1869
62,608,814	2,962,398	8,002,278	8,002,278	67,045,868	6,527,622	73,573,490	1870
65,034,600	2,448,668	6,690,350	6,690,350	64,320,374	9,853,244	74,173,618	1871
75,742,209	2,887,056	4,010,398	4,010,398	69,841,481	12,798,182	82,639,663	1872
82,651,516	3,292,419	3,845,987	3,845,987	80,384,012	9,405,910	89,789,922	1873
84,540,844	2,815,249	1,995,835	1,995,835	78,737,832	10,614,096	89,351,928	1874
74,628,212	2,218,930	1,039,837	1,039,837	70,749,660	7,137,319	77,886,979	1875
77,096,810	2,629,588	1,240,037	1,240,037	73,731,474	7,234,961	80,966,435	1876
72,975,988	2,165,666	733,739	733,739	68,030,546	7,844,847	75,875,393	1877
76,905,012	2,249,666	168,989	168,989	67,989,800	11,333,867	79,323,667	1878
68,445,222	2,341,147	704,586	704,586	62,431,025	9,060,230	71,491,255	1879
83,336,197	2,803,506	1,771,755	1,771,755	72,899,697	15,011,761	87,911,458	1880
94,296,496	3,023,322	971,005	971,005	83,944,701	14,346,122	98,290,823	1881
97,671,164	4,094,946	371,093	371,093	94,137,657	7,999,546	102,137,203	1882
94,037,480	3,416,724	631,600	631,600	87,702,431	10,383,373	98,085,804	1883
86,521,185	2,701,019	2,184,292	2,184,292	79,833,098	11,573,398	91,406,496	1884
84,263,164	2,948,217	2,026,980	2,026,980	79,131,735	10,106,626	89,238,361	1885
82,413,585	2,781,198	56,531	56,531	77,756,704	7,494,610	85,251,314	1886
86,513,353	2,996,889	5,569	5,569	80,960,909	8,554,902	89,515,811	1887
87,101,141	3,084,322	17,534	17,534	81,332,072	8,820,928	90,203,000	1888
84,140,259	3,070,652	1,978,256	1,978,256	80,272,456	8,916,711	89,189,167	1889
91,387,295	2,922,072	2,439,782	2,439,782	85,257,586	11,491,563	96,749,149	1890
94,556,375	2,913,994	129,328	817,599	946,927	88,801,666	9,616,230	98,417,296	1891
108,806,044	3,348,213	306,447	1,502,671	1,809,118	99,338,913	14,624,462	113,963,375	1892
110,948,346	3,482,308	309,459	3,824,239	4,133,698	105,798,257	12,766,095	118,564,352	1893
112,420,658	3,264,911	310,006	1,529,374	1,839,380	104,161,770	13,363,179	117,524,949	1894
106,013,394	3,300,090	256,571	4,068,748	4,325,319	103,085,012	10,553,791	113,638,803	1895
112,985,490	3,329,053	207,532	4,491,777	4,699,309	109,915,337	11,098,515	121,013,852	1896
130,510,573	3,947,130	327,298	3,165,252	3,492,550	123,959,838	13,990,415	137,950,253	1897
154,901,815	4,627,730	1,045,723	3,577,415	4,623,138	145,594,335	18,558,298	164,152,633	1898
150,321,350	4,559,530	1,101,245	2,914,780	4,016,025	138,462,037	20,434,868	158,896,905	1899
177,776,044	5,461,511	1,670,068	6,987,100	8,657,168	170,642,369	21,252,354	191,894,723	1900
194,509,143	*	1,978,489	1,978,489	177,431,386	19,056,246	*196,487,632	1901
209,970,864	*	1,669,422	1,669,422	196,019,763	15,620,523	*211,640,286	1902
225,229,761	*	619,963	619,963	214,401,674	11,448,050	*225,849,724	1903

3-4 EDWARD VII., A. 1904

No. 3.—STATEMENT (by Classes) of the Values of the Exports of Canada (Home case the portion sent to Great Britain,

EXPORTS, THE PRO

YEARS.	THE MINE.				THE FISHERIES.			
	G. B.	U. S.	O. C.	Totals.	G. B.	U. S.	O. C.	Totals.
	\$	\$	\$	\$	\$	\$	\$	\$
1868	421,003	733,980	121,056	1,276,129	226,915	926,792	2,203,803	3,357,510
1869	735,573	1,096,536	109,376	1,941,485	236,249	1,085,611	1,920,850	3,242,710
1870	842,339	1,182,443	167,759	2,192,541	321,028	943,188	2,344,333	3,608,549
1871	705,840	2,011,831	123,453	2,841,124	348,639	897,546	2,748,090	3,994,275
1872	665,479	3,968,824	145,291	4,779,594	379,869	851,612	3,154,733	4,386,214
1873	1,013,945	4,537,005	302,910	5,853,860	483,157	1,336,398	2,959,722	4,779,277
1874	371,869	3,100,901	288,065	3,760,835	700,813	1,616,663	2,974,892	5,292,368
1875	157,014	3,214,130	272,254	3,643,398	652,870	1,644,826	3,082,831	5,380,527
1876	362,889	3,167,912	201,026	3,731,827	687,101	1,475,319	3,338,569	5,500,989
1877	1,061,201	2,413,525	169,314	3,644,040	808,330	1,317,917	3,748,113	5,874,360
1878	142,374	2,472,979	200,994	2,816,347	1,043,539	2,367,007	3,443,429	6,853,975
1879	265,305	2,636,334	181,261	3,082,900	1,494,846	1,899,190	3,534,835	6,928,871
1880	216,867	2,495,624	164,860	2,877,351	1,154,245	1,738,870	3,686,541	6,579,656
1881	253,652	2,346,529	167,648	2,767,829	1,562,802	2,241,585	3,063,328	6,867,715
1882	311,456	2,418,021	284,096	3,013,573	2,129,982	2,441,204	3,110,893	7,682,079
1883	309,794	2,332,051	329,041	2,970,886	2,337,072	3,186,218	3,285,828	8,809,118
1884	519,672	2,505,501	221,919	3,247,092	1,621,816	3,598,216	3,371,622	8,591,654
1885	485,408	2,898,518	255,611	3,639,537	1,543,614	3,560,731	2,856,256	7,960,601
1886	589,832	3,115,696	245,619	3,951,147	1,586,771	2,587,548	2,669,069	6,843,388
1887	477,722	3,085,431	242,806	3,805,959	1,704,190	2,717,509	2,454,111	6,875,810
1888	478,260	3,341,308	291,369	4,110,937	1,544,901	3,123,853	3,124,429	7,793,183
1889	422,355	3,753,351	243,464	4,419,170	1,249,928	2,839,980	3,122,300	7,212,208
1890	630,815	3,963,257	261,685	4,855,757	2,707,422	2,850,528	2,903,956	8,461,906
1891	851,794	4,600,800	331,549	5,784,143	2,747,882	3,807,786	3,159,733	9,715,401
1892	683,094	4,806,483	416,894	5,906,471	3,006,810	3,452,036	3,216,552	9,675,398
1893	244,560	4,756,280	329,050	5,329,890	2,347,076	3,503,904	2,892,070	8,743,050
1894	257,613	5,130,186	413,210	5,801,009	4,586,715	3,260,677	3,255,300	11,102,692
1895	388,407	6,271,397	323,423	6,983,227	4,143,994	3,025,171	3,523,082	10,692,247
1896	175,512	7,437,814	446,324	8,059,650	4,462,002	3,301,671	3,314,092	11,077,765
1897	354,769	10,533,581	410,565	11,298,915	4,366,081	2,998,655	2,949,587	10,314,323
1898	212,304	13,838,831	412,121	14,463,256	4,822,688	2,979,404	3,039,569	10,841,661
1899	154,151	12,683,332	530,667	13,368,150	3,610,972	3,179,751	3,118,939	9,909,662
1900	193,746	23,698,606	687,914	24,580,266	4,071,136	3,688,935	3,409,012	11,169,083
1901	877,880	38,355,930	1,133,873	40,367,683	3,113,306	4,224,948	3,382,098	10,720,352
1902	802,842	33,145,856	998,876	34,947,574	6,374,877	4,184,403	3,584,014	14,143,294
1903	597,130	29,546,605	921,126	31,064,861	3,964,793	3,760,266	4,135,125	11,800,184

SESSIONAL PAPER No. 10

(Produce) during the Fiscal Years ended June 30, 1868 to 1903, showing in each the United States and other Countries.

DUCE OF CANADA.

THE FOREST.				ANIMALS AND THEIR PRODUCE.				YEARS.
G. B.	U. S.	O. C.	Totals.	G. B.	U. S.	O. C.	Totals.	
\$	\$	\$	\$	\$	\$	\$	\$	
9,354,244	7,842,526	1,545,855	18,742,625	2,724,017	3,794,673	374,477	6,893,167	1868
11,151,161	7,515,075	1,757,646	20,423,882	3,342,377	5,011,989	415,041	8,769,407	1869
10,600,994	8,925,122	2,007,184	21,533,300	4,345,179	7,326,764	466,218	12,138,161	1870
11,631,710	9,158,603	2,272,910	23,063,223	4,859,709	7,191,154	557,643	12,608,506	1871
12,776,984	9,215,403	2,467,490	24,459,877	6,087,792	6,103,684	515,491	12,706,967	1872
13,720,614	12,622,959	2,955,314	29,298,917	7,245,415	6,553,900	443,702	14,243,017	1873
14,928,878	9,719,946	2,588,955	27,237,779	8,559,764	5,706,366	413,039	14,679,169	1874
16,303,818	6,402,847	2,363,745	25,070,410	7,026,730	5,085,172	588,605	12,700,507	1875
14,029,090	4,793,065	1,511,075	20,333,230	7,887,627	4,896,786	830,156	13,614,569	1876
16,737,568	4,522,508	1,750,173	23,010,249	9,013,441	4,592,707	614,469	14,220,617	1877
13,271,372	4,481,053	1,759,150	19,511,575	9,060,279	4,483,106	476,472	14,019,857	1878
7,328,313	4,231,484	1,701,662	13,261,459	9,120,141	4,553,262	427,201	14,100,604	1879
8,673,336	6,532,418	1,648,753	16,854,507	11,104,223	6,016,988	486,366	17,607,577	1880
14,758,890	8,349,844	1,851,278	24,960,012	15,327,964	5,546,944	485,311	21,360,219	1881
11,349,866	10,192,933	2,448,256	23,991,055	13,365,399	6,592,068	497,292	20,454,759	1882
13,027,337	9,916,040	2,427,349	25,370,726	13,158,194	6,567,588	558,561	20,284,343	1883
13,742,663	9,883,749	2,184,745	25,811,157	16,054,004	6,367,702	524,402	22,946,108	1884
9,577,581	9,355,736	2,056,391	20,989,708	17,979,895	6,789,562	567,647	25,337,104	1885
10,899,727	8,545,406	1,589,478	21,034,611	14,814,672	6,742,789	507,972	22,065,433	1886
9,445,491	9,353,506	1,685,749	20,484,746	16,315,474	7,291,369	640,094	24,246,937	1887
8,932,177	10,622,338	1,748,299	21,302,814	16,571,072	7,595,743	552,482	24,719,297	1888
10,197,529	11,043,023	1,802,455	23,043,007	16,227,060	7,137,006	530,641	23,894,707	1889
14,098,865	10,247,640	1,832,631	26,179,136	18,578,722	5,966,474	561,799	25,106,995	1890
11,146,282	11,763,058	1,372,675	24,282,015	20,991,143	4,316,979	659,619	25,967,741	1891
9,453,768	11,472,306	1,355,670	22,281,744	24,068,081	3,935,924	590,845	28,594,850	1892
10,821,082	13,859,960	1,678,868	26,359,910	27,052,050	3,951,850	732,599	31,736,499	1893
11,475,692	13,308,196	1,571,560	26,355,448	28,986,095	2,311,104	584,774	31,881,973	1894
9,975,833	12,482,969	1,432,364	23,891,166	30,022,479	3,713,148	652,143	34,387,770	1895
12,186,806	13,528,047	1,460,833	27,175,686	32,523,071	3,341,275	643,295	36,507,641	1896
14,059,585	15,435,759	1,763,385	31,258,729	33,600,891	5,081,811	562,550	39,245,252	1897
15,638,549	9,336,252	1,536,738	26,511,539	39,737,089	4,192,943	371,438	44,301,470	1898
13,777,996	9,921,704	2,321,829	28,021,529	41,604,999	4,628,533	509,598	46,743,130	1899
15,058,036	12,805,139	1,800,493	29,663,668	49,881,630	5,326,750	940,427	56,148,807	1900
15,662,749	12,190,617	2,156,491	30,009,857	49,180,025	5,331,657	977,629	55,495,311	1901
14,154,467	15,517,528	2,447,434	32,119,429	52,687,998	5,139,262	1,333,949	59,161,209	1902
16,742,435	16,977,232	2,666,348	36,386,015	62,998,927	5,319,198	1,499,417	69,817,542	1903

3-4 EDWARD VII., A. 1904

No. 3.—STATEMENT (by Classes) of the Values of the Exports of Canada (Home case the portion sent to Great Britain,

EXPORTS, THE PRO

YEARS.	AGRICULTURAL PRODUCTS.				MANUFACTURES.			
	G. B.	U. S.	O. C.	Totals.	G. B.	U. S.	O. C.	Totals.
	\$	\$	\$	\$	\$	\$	\$	\$
1868	4,056,340	8,136,017	678,698	12,871,055	1,107,408	682,851	310,152	2,100,411
1869	3,620,584	7,912,017	650,101	12,182,702	1,385,965	720,774	305,820	2,412,559
1870	5,377,970	7,600,330	698,319	13,676,619	1,009,044	1,086,033	465,243	2,560,370
1871	3,222,931	6,022,432	608,561	9,853,924	942,127	1,091,801	398,822	2,432,750
1872	4,440,441	8,014,160	924,290	13,378,891	799,413	1,439,062	478,024	2,716,499
1873	7,455,272	6,446,374	1,093,694	14,995,340	1,428,748	1,541,698	630,457	3,609,903
1874	9,804,375	8,743,669	1,042,098	19,590,142	1,367,944	1,134,345	444,366	2,946,655
1875	8,432,963	8,012,813	812,582	17,258,358	1,571,556	986,604	470,352	3,028,512
1876	8,394,103	11,744,615	1,000,947	21,139,665	2,965,249	1,047,211	1,135,741	5,148,201
1877	5,752,550	8,038,250	898,576	14,689,376	2,098,817	988,433	1,018,172	4,105,422
1878	10,087,329	6,977,038	944,387	18,008,754	2,224,373	983,027	920,355	4,127,755
1879	10,048,632	8,591,143	988,689	19,628,464	1,107,385	881,685	711,211	2,700,281
1880	12,641,961	8,086,795	1,565,572	22,294,328	1,386,746	1,283,342	572,529	3,242,617
1881	9,490,890	10,631,374	1,146,063	21,268,327	1,211,915	1,310,557	552,623	3,075,095
1882	11,244,152	18,189,118	1,602,442	31,035,712	1,398,147	1,339,614	591,837	3,329,598
1883	9,474,740	11,989,280	1,354,499	22,818,519	1,211,189	1,603,274	688,757	3,503,220
1884	3,990,127	7,503,111	904,605	12,397,843	1,443,630	1,265,652	868,253	3,577,535
1885	5,502,763	8,392,341	623,189	14,518,293	1,335,706	1,133,741	710,054	3,181,501
1886	7,729,264	8,752,994	1,170,521	17,652,779	1,626,861	1,207,356	589,920	2,824,137
1887	9,438,408	7,966,248	1,421,579	18,826,235	1,270,162	1,289,052	520,758	3,079,972
1888	4,292,640	10,366,278	837,442	15,436,360	1,762,894	1,632,025	766,363	4,161,282
1889	3,674,055	9,125,707	614,349	13,414,111	1,679,359	1,822,948	932,642	4,434,949
1890	3,661,826	7,519,253	726,951	11,908,030	1,816,147	2,667,282	1,257,755	5,741,184
1891	5,254,028	7,291,246	1,121,584	13,666,858	2,252,295	3,006,423	1,037,531	6,296,249
1892	15,119,780	4,573,779	2,419,725	22,113,284	2,617,472	3,006,708	1,416,808	7,040,988
1893	15,443,211	4,132,105	2,474,174	22,049,490	2,454,009	3,563,827	1,676,123	7,693,959
1894	12,431,275	2,784,520	2,461,854	17,677,649	3,120,614	2,448,607	2,123,534	7,692,755
1895	10,414,380	3,710,022	1,594,726	15,719,128	2,944,280	3,030,449	1,794,146	7,768,875
1896	9,551,316	3,232,793	1,299,252	14,083,361	3,799,266	3,531,239	2,034,879	9,365,384
1897	13,507,342	2,419,814	2,055,490	17,982,646	3,617,128	3,213,677	2,691,209	9,522,014
1898	27,747,140	1,133,293	4,182,852	33,063,285	4,900,806	2,829,510	2,948,000	10,678,316
1899	18,447,543	1,149,686	3,355,686	22,952,915	5,474,562	3,150,711	3,081,434	11,706,707
1900	21,674,965	2,041,110	3,800,534	27,516,609	5,625,073	4,857,413	3,741,801	14,224,287
1901	17,337,633	2,907,969	4,535,884	24,781,486	6,652,336	4,963,247	4,396,625	16,012,208
1902	27,973,503	2,555,216	6,623,969	37,152,688	7,322,602	6,024,373	5,115,995	18,462,970
1903	34,206,693	3,882,282	6,535,346	44,624,321	6,728,298	8,236,129	5,660,540	20,624,967

SESSIONAL PAPER No. 10

Produce) during the Fiscal Years ended June 30, 1868 to 1903, showing in each the United States and other Countries—*Continued.*

DUCE OF CANADA—*Continued.*

MISCELLANEOUS,				TOTAL MERCHANDISE THE PRODUCE OF CANADA,				YEARS.
G. B.	U. S.	O. C.	Totals.	G. B.	U. S.	O. C.	Totals.	
\$	\$	\$	\$	\$	\$	\$	\$	
15,791	271,007	15,482	302,280	17,905,808	22,387,846	5,249,523	45,543,177	1868
14,480	298,186	37,893	350,559	20,486,389	23,640,188	5,196,727	49,323,304	1869
16,437	335,000	20,215	371,652	22,512,991	27,398,930	6,169,271	56,081,192	1870
22,600	342,323	22,631	387,554	21,733,556	26,715,690	6,732,110	55,181,356	1871
73,807	391,691	50,487	515,985	25,223,785	29,984,440	7,735,802	62,944,027	1872
55,053	383,391	26,848	465,292	31,402,234	33,421,725	8,421,647	73,245,606	1873
35,547	358,666	25,587	419,800	35,769,190	30,380,556	7,777,002	73,926,748	1874
54,183	337,426	17,572	409,181	34,199,134	25,683,818	7,607,941	67,490,893	1875
52,946	326,242	14,180	393,368	34,379,005	27,451,150	8,031,694	69,861,849	1876
19,764	287,326	13,726	320,816	35,491,671	22,160,666	8,212,543	65,864,880	1877
31,844	367,133	2,894	401,871	35,861,110	22,131,343	7,747,681	65,740,134	1878
28,802	356,811	1,386	386,999	29,393,424	23,149,909	7,546,245	60,089,578	1879
30,653	608,668	834	640,155	35,208,031	26,762,705	8,125,455	70,096,191	1880
31,106	588,276	2,800	622,182	42,637,219	31,015,109	7,269,051	80,921,379	1881
17,811	514,680	3,444	535,935	39,816,813	41,687,638	8,538,260	90,042,711	1882
19,741	502,050	7,104	528,895	39,538,067	36,096,501	8,651,139	84,285,707	1883
38,958	507,691	14,041	560,690	37,410,870	31,631,622	8,089,587	77,132,079	1884
54,684	485,964	16,726	557,374	36,479,051	32,618,593	7,085,874	76,183,518	1885
47,136	551,503	5,372	604,011	36,694,263	31,503,292	6,777,951	74,975,506	1886
62,884	569,918	11,559	644,361	38,714,331	32,273,033	6,976,656	77,964,020	1887
66,340	701,616	5,921	773,877	33,648,284	37,323,161	7,326,305	78,297,750	1888
53,995	727,273	2,384	783,652	33,504,281	36,449,288	7,248,235	77,201,804	1889
5,352	76,773	381	82,506	41,499,149	33,291,207	7,545,158	82,335,514	1890
360	43,144	1,833	45,337	43,243,784	34,829,436	7,684,524	85,757,744	1891
50	70,621	847	71,518	54,949,055	31,317,857	9,417,341	95,684,253	1892
47,618	45,876	198	93,692	58,409,606	33,813,802	9,783,082	102,006,490	1893
20,052	54,308	967	75,327	60,878,056	29,297,598	10,411,199	100,586,853	1894
14,191	70,617	1,130	85,938	57,903,564	32,303,773	9,321,014	99,528,351	1895
19,968	87,589	1,708	109,265	62,717,941	34,460,428	9,200,383	106,378,752	1896
28,056	33,760	1,715	63,531	69,533,852	39,717,057	10,434,501	119,685,410	1897
6,443	51,562	3,400	61,405	93,065,019	34,361,795	12,494,118	139,920,932	1898
43,458	53,238	2,473	99,169	85,113,681	34,766,955	12,920,626	132,801,262	1899
58,289	117,024	32,757	208,070	96,562,875	52,534,977	14,412,938	163,510,790	1900
27,596	9,305	7,588	44,489	92,857,525	67,983,673	16,590,188	177,431,386	1901
31,056	1,146	397	32,599	109,347,345	66,567,784	20,104,634	196,019,763	1902
21,704	44,655	17,425	83,784	125,199,980	67,766,367	21,435,327	214,401,674	1903

3-4 EDWARD VII., A. 1904

No. 3.—STATEMENT (by Classes) of the Values of the Exports of Canada (Home case the portion sent to Great Britain,

EXPORTS, THE PRO

YEARS.	ESTIMATED SHORT REPORTED.				COIN AND	
	G. B.	U. S.	O. C.	Totals.	G. B.	U. S.
	\$	\$	\$	\$	\$	\$
1868		2,961,722		2,961,722	889,032	3,975,189
1869		3,077,468		3,077,468	12,486	4,205,722
1870		2,962,398		2,962,398	1,134,784	6,867,494
1871		2,448,668		2,448,668	2,576,738	4,113,612
1872		2,887,056		2,887,056	5,355	3,388,765
1873		3,292,419		3,292,419		3,740,957
1874		2,815,249		2,815,249	67,652	1,928,183
1875		2,218,930		2,218,930		1,039,837
1876		2,629,588		2,629,588	38,017	1,202,020
1877		2,165,666		2,165,666		
1878		2,249,666		2,249,666		
1879		2,341,447		2,341,447		
1880		2,803,506		2,803,506		
1881		3,023,322		3,023,322		
1882		4,094,946		4,094,046		
1883		3,416,724		3,416,724		
1884		2,701,019		2,701,019		
1885		2,948,217		2,948,217		
1886		2,781,198		2,781,198		
1887		2,996,889		2,996,889		
1888		3,084,322		3,084,322		
1889		3,070,652		3,070,652		
1890		2,922,072		2,922,072		
1891		2,913,994		2,913,994		129,328
1892		3,348,213		3,348,213		306,447
1893		3,482,308		3,482,308		309,459
1894		3,264,911		3,264,911		310,006
1895		3,300,090		3,300,090		256,571
1896		3,329,053		3,329,053	1,000	206,447
1897		3,947,130		3,947,130		327,298
1898		4,627,730		4,627,730		1,045,723
1899		4,559,530		4,559,530	874	1,100,371
1900		5,461,511		5,461,511		1,670,068
1901		†		†		
1902		†		†		
1903		†		†		

* Includes exports Manitoba for only three months ended June 30, 1871.

SESSIONAL PAPER No. 10

Produce) during the Fiscal Years ended June 30, 1868 to 1903, showing in each the United States and other Countries—*Concluded*.

DUCE OF CANADA—*Concluded*.

BILLION.		GRAND TOTAL EXPORTS—THE PRODUCE OF CANADA.				YEARS.
O. C.	Totals.	G. B.	U. S.	O. C.	Totals.	
\$	\$	\$	\$	\$	\$	
1,947	4,866,168	18,794,840	29,324,757	5,251,470	53,371,067	1868
.....	4,218,208	20,498,875	30,924,378	5,196,727	56,618,980	1869
.....	8,002,278	23,647,775	37,228,822	6,169,271	67,045,868	1870
.....	6,690,350	*24,310,294	*33,277,970	*6,732,110	*64,320,374	1871
616,278	4,010,398	25,229,140	36,260,261	8,352,080	69,841,481	1872
105,030	3,845,987	31,402,234	40,455,101	8,526,677	80,384,012	1873
.....	1,995,835	35,836,842	35,123,988	7,777,002	78,797,832	1874
.....	1,039,837	34,199,134	28,942,585	7,607,941	76,749,660	1875
.....	1,240,037	34,417,022	31,282,758	8,031,694	73,731,474	1876
.....	35,491,671	24,326,332	8,212,543	68,030,546	1877
.....	35,861,110	24,381,009	7,747,681	67,989,800	1878
.....	29,393,424	25,491,356	7,546,245	62,431,025	1879
.....	35,208,031	29,566,211	8,125,455	72,899,697	1880
.....	42,637,219	34,038,431	7,269,051	83,944,701	1881
.....	39,816,813	45,782,584	8,538,260	94,137,657	1882
.....	39,538,067	39,513,225	8,651,139	87,702,431	1883
.....	37,410,870	34,332,641	8,089,587	79,833,098	1884
.....	36,479,051	35,566,810	7,085,874	79,131,735	1885
.....	36,694,263	34,284,490	6,777,951	77,756,704	1886
.....	38,714,331	35,269,922	6,976,656	80,960,909	1887
.....	33,648,284	40,407,483	7,326,305	81,382,072	1888
.....	33,504,281	39,519,940	7,248,235	80,272,456	1889
.....	41,499,149	36,213,279	7,545,158	85,257,586	1890
.....	129,328	43,243,784	37,872,758	7,684,524	88,801,066	1891
.....	306,447	54,949,055	34,972,517	9,417,341	99,338,913	1892
.....	309,459	58,409,606	37,605,569	9,783,082	105,798,257	1893
.....	310,006	60,878,056	32,872,515	10,411,199	104,161,770	1894
.....	256,571	57,903,564	35,860,434	9,321,014	103,085,012	1895
85	207,532	62,718,941	37,995,928	9,200,468	109,915,337	1896
.....	327,298	69,533,852	43,991,485	10,434,501	123,959,838	1897
.....	1,045,723	93,065,019	40,035,248	12,494,118	145,594,385	1898
.....	1,101,245	85,114,555	40,426,856	12,920,626	138,462,037	1899
.....	1,670,068	96,562,875	59,666,556	14,412,938	170,642,369	1900
.....	92,857,525	†67,983,673	16,590,188	†177,431,386	1901
.....	109,347,345	†66,567,784	20,104,634	†196,019,763	1902
.....	125,199,980	†67,766,367	21,435,327	†214,401,674	1903

† After 1900 no estimate is made of the amount short reported in exports to United States.

3-4 EDWARD VII., A. 1904

No. 4.—STATEMENT showing for Canada the average *ad valorem* Rates of Duty collected able and total from Great Britain and the United States for

YEARS.	IMPORTS ENTERED FOR CONSUMPTION, MERCHANDISE ONLY.							
	Total Imports.				Imports from Great Britain.			
	Dutiable.	Free.	Totals.	Duty Collected.	Dutiable.	Free.	Totals.	Duty Collected.
	§	§	§	§	§	§	§	§
1868.	43,655,696	23,434,463	67,090,159	8,801,446	28,284,194	9,333,131	37,617,325
1869.	41,069,342	22,085,599	63,154,941	8,284,507	28,483,645	7,013,119	35,496,764	4,799,758
1870.	45,127,422	21,774,652	66,902,074	9,425,028	30,022,948	7,514,147	37,537,095	5,037,440
1871.	60,094,362	24,120,026	84,214,388	11,807,590	39,815,550	8,682,652	48,498,202	6,544,088
1872.	68,276,157	36,679,210	104,955,367	13,020,684	48,197,337	14,011,917	62,209,254	7,908,152
1873.	71,198,176	53,310,953	124,509,129	12,997,578	47,443,203	20,553,742	67,996,945	7,392,957
1874.	76,232,530	46,948,357	123,180,887	14,497,318	47,789,220	13,558,530	61,347,750	7,867,481
1875.	78,158,511	39,270,057	117,408,568	15,354,139	49,230,119	11,107,948	60,347,067	8,881,998
1876.	60,238,297	32,274,810	92,513,107	12,815,904	32,385,482	8,100,578	40,486,060	6,075,756
1877.	60,916,770	33,209,624	94,126,394	12,511,567	32,916,776	6,414,845	39,331,621	6,377,596
1878.	59,773,039	30,622,812	90,395,851	12,791,532	32,139,783	5,112,986	37,252,769	6,445,985
1879.	55,426,836	23,275,683	78,702,519	12,933,916	27,075,637	3,892,223	30,967,860	5,561,933
1880.	54,182,967	15,717,575	69,900,542	14,129,953	28,038,118	5,726,321	33,764,439	6,737,997
1881.	71,620,725	18,867,604	90,488,329	18,492,645	35,860,461	7,024,681	42,885,142	8,772,950
1882.	85,757,433	25,387,751	111,145,184	21,700,028	41,459,730	8,896,538	50,356,268	10,011,811
1883.	91,588,339	30,273,157	121,861,496	23,162,553	40,732,476	10,947,286	51,679,762	9,897,785
1884.	80,010,498	25,962,480	105,972,978	20,156,448	32,828,307	9,096,814	41,925,121	8,001,371
1885.	73,269,618	26,486,157	99,755,775	19,121,254	30,702,359	9,329,089	40,031,448	7,617,249
1886.	70,658,819	25,333,318	95,992,137	19,427,398	30,385,797	8,647,209	39,033,006	7,817,357
1887.	78,120,679	26,986,531	105,107,210	22,438,309	35,766,273	8,975,077	44,741,350	9,318,920
1888.	69,645,824	31,025,804	100,671,628	22,187,869	30,848,116	8,319,528	39,167,644	8,972,740
1889.	74,475,139	34,623,057	109,098,196	23,734,364	32,219,807	10,031,382	42,251,189	9,450,243
1890.	77,106,286	34,576,287	111,682,573	23,914,134	33,267,721	10,009,288	43,277,009	9,576,966
1891.	74,536,036	36,997,918	111,533,954	23,393,678	31,447,660	10,571,283	42,018,943	9,114,272
1892.	69,160,737	45,990,676	115,160,413	20,529,750	30,831,809	10,231,902	41,063,711	9,074,201
1893.	69,873,571	45,297,239	115,170,830	21,154,172	31,869,267	10,660,073	42,529,340	9,498,747
1894.	62,779,182	46,291,729	109,070,911	19,369,714	27,493,160	9,542,803	37,035,963	8,245,846
1895.	58,557,655	42,118,236	100,675,891	17,872,746	23,311,911	7,747,421	31,059,332	7,006,677
1896.	67,239,759	38,121,402	105,361,161	20,133,033	24,366,179	8,458,326	32,824,505	7,358,514
1897.	66,220,765	40,397,062	106,617,827	19,844,557	20,217,422	9,183,766	29,401,188	6,205,367
1898.	74,625,088	51,682,074	126,307,162	21,807,073	22,556,479	9,486,982	32,043,461	6,649,429
1899.	89,433,172	59,913,287	149,346,459	25,624,838	27,521,508	9,409,815	36,931,323	7,328,192
1900.	104,346,795	68,160,033	172,506,878	28,835,349	31,561,756	12,718,227	44,279,983	8,074,541
1901.	105,969,759	71,730,938	177,700,694	29,063,973	31,701,654	11,118,341	42,819,995	7,845,406
1902.	118,657,496	77,822,694	196,480,190	32,352,538	35,062,564	13,960,162	49,022,726	8,424,693
1903.	136,796,065	88,017,654	224,813,719	37,022,581	42,210,165	16,582,873	58,793,038	9,841,627

SESSIONAL PAPER No. 10

on Imports for Consumption dutiable and total ; also on Imports for Consumption dutiable of the Fiscal Years ended June 30, 1868 to 1903.

Imports from United States.				AVERAGE AD VALOREM RATES OF DUTY.						YEARS.
Dutiable.	Free.	Totals.	Duty Collected.	Totals.		Great Britain.		United States.		
				Average ad val. rate of duty on Dutiable Imports.	Average ad val. rate of duty on Total Imports.	Average ad val. rate of duty on Dutiable Imports.	Average ad val. rate of duty on Total Imports.	Average ad val. rate of duty on Dutiable Imports.	Average ad val. rate of duty on Total Imports.	
\$	\$	\$	\$	p. c.	p. c.	p. c.	p. c.	p. c.	p. c.	
10,014,304	12,645,828	22,660,132		20.161	13.119					1868
7,793,748	13,703,632	21,497,380	1,565,566	20.172	13.118	16.851	13.522	20.088	7.283	1869
8,698,445	12,998,892	21,697,237	1,700,252	20.890	14.088	16.779	13.420	19.546	7.836	1870
14,086,383	13,100,203	27,185,586	2,290,881	19.648	14.021	16.436	13.493	16.264	8.427	1871
13,271,042	20,470,953	33,741,995	2,385,592	19.071	12.406	16.408	12.712	17.976	7.070	1872
16,678,805	28,510,305	45,189,110	2,945,966	18.281	10.439	15.583	10.872	17.663	6.519	1873
21,103,356	30,681,798	51,785,154	3,681,014	18.899	11.696	16.463	12.824	17.443	7.108	1874
22,023,665	26,569,145	48,592,810	3,853,634	19.650	13.078	18.038	14.718	17.498	7.930	1875
21,334,613	22,758,460	44,093,073	4,104,484	21.275	13.853	18.761	15.007	19.239	9.309	1876
23,510,846	25,865,162	49,376,008	4,393,511	20.539	13.292	19.375	16.215	18.687	8.898	1877
23,464,503	24,538,371	48,002,874	4,790,427	21.400	14.151	20.056	17.303	20.416	9.354	1878
23,806,551	18,366,849	42,173,400	5,524,879	23.335	16.334	20.542	17.963	23.207	13.100	1879
19,566,567	8,627,216	28,193,783	4,512,415	26.078	20.214	24.032	19.956	23.062	16.005	1880
25,632,313	10,706,388	36,338,701	5,649,152	25.820	20.436	24.464	20.457	22.039	15.546	1881
32,941,061	14,111,874	47,052,935	7,073,912	25.304	19.524	24.148	19.882	21.474	15.034	1882
38,652,045	16,495,198	55,147,243	8,148,268	25.290	19.007	24.299	19.152	21.081	14.776	1883
35,796,697	13,989,191	49,785,888	7,411,946	25.192	19.020	24.373	19.085	20.706	14.888	1884
31,231,947	14,344,563	45,576,510	6,624,100	26.097	19.168	24.810	19.028	21.209	14.534	1885
29,659,876	13,159,775	42,819,651	6,769,365	27.495	20.238	25.727	20.028	22.823	15.809	1886
30,579,609	14,225,299	44,795,908	7,268,195	28.723	21.348	26.055	20.828	23.775	16.225	1887
27,067,680	19,342,616	46,440,296	7,109,234	31.858	22.039	29.087	22.909	26.236	15.308	1888
28,982,283	21,047,136	50,029,419	7,371,148	31.869	21.755	29.331	22.367	25.433	14.733	1889
30,575,397	20,790,264	51,365,661	8,126,625	31.015	21.413	28.788	22.129	26.579	15.821	1890
29,790,402	22,243,075	52,033,477	7,734,515	31.386	20.974	28.982	21.691	25.963	14.864	1891
29,505,550	22,236,582	51,742,132	7,814,559	29.684	17.827	29.431	22.098	26.485	15.103	1892
28,562,050	23,777,746	52,339,796	7,636,076	30.275	18.368	29.805	22.335	26.735	14.589	1893
25,823,636	24,922,455	50,746,091	6,960,951	30.854	17.759	29.992	22.264	26.956	13.717	1894
25,795,538	24,383,466	50,179,004	6,897,395	30.522	17.753	30.056	22.559	26.739	13.746	1895
29,101,646	24,427,744	53,529,390	7,767,993	29.942	19.109	30.200	22.418	26.693	14.512	1896
30,482,509	26,540,833	57,023,342	8,147,075	29.967	18.613	30.693	21.106	26.727	14.287	1897
38,063,960	36,760,963	74,824,923	9,941,624	29.222	17.265	29.478	20.751	26.118	13.287	1898
44,471,824	43,995,349	88,467,173	11,713,859	28.652	17.157	26.627	19.842	26.339	13.241	1899
53,897,561	48,182,616	102,080,177	13,491,873	27.634	16.715	25.583	18.235	25.032	13.217	1900
53,600,278	53,549,047	107,149,325	13,311,750	27.427	16.355	24.748	18.322	24.835	12.424	1901
60,181,808	54,562,888	114,744,696	15,155,136	27.265	16.466	24.027	17.188	25.182	13.207	1902
68,538,323	60,251,914	128,790,237	17,069,881	27.064	16.468	23.316	16.739	24.935	13.254	1903

3-4 EDWARD VII., A. 1904

No. 5.—STATEMENT of the Values of Merchandise Entered for Consumption in Canada, the Imports and the Percentages of Imports from Great Britain

IMPORTS ENTERED FOR

YEARS.	TOTAL IMPORTS.			IMPORTS FROM GREAT BRITAIN.		
	Dutiable.	Free.	Totals.	Dutiable.	Free.	Totals.
	\$	\$	\$	\$	\$	\$
1868.....	43,655,696	23,434,463	67,090,159	28,284,194	9,333,131	37,617,325
1869.....	41,069,342	22,085,599	63,154,941	28,483,645	7,013,119	35,496,764
1870.....	45,127,422	21,774,652	66,902,074	30,022,948	7,514,147	37,537,095
1871.....	60,094,362	24,120,026	84,214,388	39,815,550	8,682,652	48,498,202
1872.....	68,276,157	36,679,210	104,955,367	48,197,337	14,011,917	62,209,254
1873.....	71,198,176	53,310,953	124,509,129	47,443,203	20,553,742	67,996,945
1874.....	76,232,530	46,948,357	123,180,887	47,789,220	13,558,530	61,347,750
1875.....	78,138,511	39,270,057	117,408,568	49,239,119	11,107,948	60,347,067
1876.....	60,238,297	32,274,810	92,513,107	32,383,482	8,100,378	40,486,060
1877.....	60,916,770	33,209,624	94,126,394	32,916,776	6,414,845	39,331,621
1878.....	59,773,039	30,622,812	90,395,851	32,139,783	5,112,986	37,252,769
1879.....	55,426,836	23,275,683	78,702,519	27,075,637	3,892,223	30,967,860
1880.....	54,182,967	15,717,575	69,900,542	28,038,118	5,726,321	33,764,439
1881.....	71,620,725	18,867,604	90,488,329	35,860,461	7,024,681	42,885,142
1882.....	85,757,433	25,387,751	111,145,184	41,459,730	8,896,538	50,356,268
1883.....	91,588,339	30,273,157	121,861,496	40,732,476	10,947,286	51,679,762
1884.....	80,010,498	25,962,480	105,972,978	32,828,307	9,096,814	41,925,121
1885.....	73,269,618	26,486,157	99,755,775	30,702,359	9,329,089	40,031,448
1886.....	70,658,819	25,333,318	95,992,137	30,385,797	8,647,209	39,033,006
1887.....	78,120,679	26,986,531	105,107,210	35,766,273	8,975,077	44,741,350
1888.....	69,645,824	31,025,804	100,671,628	30,848,116	8,319,528	39,167,644
1889.....	74,475,139	34,623,057	109,098,196	32,219,807	10,031,382	42,251,189
1890.....	77,106,286	34,576,287	111,682,573	33,267,721	10,009,288	43,277,009
1891.....	74,536,036	36,997,918	111,533,954	31,447,660	10,571,283	42,018,943
1892.....	69,160,737	45,999,676	115,160,413	30,831,809	10,231,902	41,063,711
1893.....	69,873,571	45,297,259	115,170,830	31,869,267	10,660,073	42,529,340
1894.....	62,779,182	46,291,729	109,070,911	27,493,160	9,542,803	37,035,963
1895.....	58,557,655	42,118,236	100,675,891	23,311,911	7,747,421	31,059,332
1896.....	67,239,759	38,121,402	105,361,161	24,366,179	8,458,326	32,824,505
1897.....	66,220,765	40,397,062	106,617,827	29,217,422	9,183,766	29,401,188
1898.....	74,625,088	51,682,074	126,307,162	22,556,479	9,486,982	32,043,461
1899.....	89,433,172	59,913,287	149,346,459	27,521,508	9,409,815	36,931,323
1900.....	104,346,795	68,160,083	172,506,878	31,561,756	12,718,227	44,279,983
1901.....	105,969,756	71,730,938	177,700,694	31,701,654	11,118,341	42,819,995
1902.....	118,657,496	77,822,694	196,480,190	35,062,564	13,960,162	49,022,726
1903.....	136,796,065	88,017,654	224,813,719	42,210,165	16,582,873	58,793,038

SESSIONAL PAPER No. 10

during the Fiscal Years ended June 30, 1863 to 1903, inclusive, showing in each case and the United States, respectively.

CONSUMPTION, MERCHANDISE ONLY.

IMPORTS FROM UNITED STATES.			PERCENTAGES OF IMPORTS FROM						YEARS.
			Great Britain.			United States.			
Dutiable.	Free.	Totals.	Dutiable to Total Dutiable	Free to Total Free.	Total Imports U. States to Total Imports	Dutiable to Total Dutiable	Free to Total Free	Total Imports U. States to Total Imports	
\$	\$	\$	p. c.	p. c.	p. c.	p. c.	p. c.	p. c.	
10,014,304	12,645,828	22,660,132	64.78	39.82	56.06	22.93	53.96	33.77	1868.
7,793,748	13,703,632	21,497,380	69.35	31.75	56.20	18.97	62.04	34.03	1869.
8,698,845	12,998,392	21,697,237	66.52	34.50	56.10	19.27	59.69	32.43	1870.
14,085,383	13,100,203	27,185,586	66.25	35.99	57.58	23.43	54.31	32.28	1871.
13,271,042	20,470,953	33,741,995	70.59	38.20	59.27	19.43	55.81	32.14	1872.
16,678,805	28,510,305	45,189,110	66.63	38.55	54.61	23.42	53.47	36.29	1873.
21,103,356	30,681,798	51,785,154	62.68	28.87	49.80	27.68	65.35	42.03	1874.
22,023,665	26,569,145	48,592,810	63.01	28.28	51.39	28.18	67.65	41.38	1875.
21,334,613	22,758,460	44,093,073	53.76	25.09	43.76	35.41	70.51	47.66	1876.
23,510,846	25,865,162	49,376,008	54.03	19.31	41.78	38.59	77.88	52.45	1877.
23,464,503	24,538,371	48,002,874	53.76	16.69	41.21	39.25	80.13	53.10	1878.
23,806,551	18,366,849	42,173,400	48.84	16.72	39.34	42.95	78.91	53.58	1879.
19,566,567	8,627,216	28,193,783	51.74	36.43	48.30	36.11	54.83	40.33	1880.
25,632,313	10,706,388	36,338,701	50.06	37.23	47.39	35.78	56.74	40.15	1881.
32,941,061	14,111,874	47,052,935	48.34	35.04	45.30	38.41	55.58	42.33	1882.
38,652,045	16,495,198	55,147,243	44.47	36.16	42.40	42.20	54.48	45.25	1883.
35,796,697	13,989,191	49,785,888	41.02	35.03	39.56	44.74	53.88	46.97	1884.
31,231,947	14,344,563	45,576,510	41.90	35.22	40.12	42.62	54.12	45.68	1885.
29,659,876	13,159,775	42,819,651	43.00	34.13	40.66	41.97	51.94	44.60	1886.
30,370,609	14,225,299	44,795,908	45.78	33.25	42.56	39.13	52.71	42.61	1887.
27,097,680	19,342,616	46,440,296	44.29	26.81	38.90	38.90	62.34	46.13	1888.
28,982,283	21,047,136	50,029,419	43.26	28.97	38.73	38.91	60.79	45.86	1889.
30,575,397	20,790,264	51,365,661	43.15	28.95	38.75	39.65	60.13	45.99	1890.
29,790,402	22,243,075	52,033,477	42.19	28.57	37.67	39.97	60.12	46.65	1891.
29,505,550	22,236,582	51,742,132	44.58	22.24	35.66	42.66	48.34	44.90	1892.
28,562,050	23,777,746	52,339,796	45.61	23.53	36.92	40.88	52.49	45.44	1893.
25,823,636	24,922,455	50,746,091	43.79	20.61	33.96	41.13	53.84	46.52	1894.
25,795,538	24,383,466	50,179,004	39.81	18.39	30.85	44.05	57.79	49.84	1895.
29,101,646	24,427,744	53,529,390	36.24	22.19	31.15	43.28	64.07	50.80	1896.
30,482,509	26,540,833	57,023,342	30.53	22.73	27.53	46.03	65.69	53.48	1897.
38,063,960	36,760,963	74,824,923	30.23	18.35	25.36	51.00	71.13	59.24	1898.
44,471,824	43,995,349	88,467,173	30.77	15.70	24.72	49.73	73.43	59.24	1899.
53,897,561	48,182,616	102,080,177	30.25	18.66	25.66	51.65	70.69	59.17	1900.
53,600,278	53,549,047	107,149,325	29.92	15.50	24.10	50.58	74.66	60.30	1901.
60,181,808	54,562,888	114,744,696	29.54	17.94	24.95	50.72	70.11	58.40	1902.
68,538,323	60,251,914	128,790,237	30.85	18.84	26.15	50.10	68.46	57.29	1903.

3-4 EDWARD VII., A. 1904

No. 6.—STATEMENT of the Values of Merchandise Exported from Canada during the
and Percentages of Exports to Great

EXPORTS, MER

YEARS.	TOTAL EXPORTS.			EXPORTS TO GREAT BRITAIN.		
	* Home Produce.	Foreign Produce.	Totals.	Home Produce.	Foreign Produce.	Totals.
	§	§	§	§	§	§
1868.....	45,543,177.	4,196,821	49,739,998	17,905,808		
1869.....	49,323,304	3,855,801	53,179,105	20,486,389		
1870.....	56,081,192	6,527,622	62,608,814	22,512,991	+	+
1871.....	55,181,356	9,853,244	65,034,600	21,733,556		
1872.....	62,944,027	12,798,182	75,742,209	25,223,785		
1873.....	73,245,606	9,403,910	82,651,516	31,402,234	7,257,277	38,659,511
1874.....	73,926,748	10,614,096	84,540,844	35,769,190	9,105,400	44,874,590
1875.....	67,490,893	7,137,319	74,628,212	34,199,134	5,782,857	39,981,991
1876.....	69,861,849	7,234,961	77,096,810	34,379,005	6,303,459	40,682,464
1877.....	65,864,880	7,111,108	72,975,988	35,491,671	6,035,619	41,527,290
1878.....	65,740,134	11,164,878	76,905,012	35,861,110	10,056,583	45,917,693
1879.....	60,089,578	8,353,644	68,443,222	29,393,424	6,873,695	36,267,119
1880.....	70,096,191	13,240,066	83,336,197	35,208,031	10,606,095	45,814,126
1881.....	80,921,379	13,375,117	94,296,496	42,637,219	11,110,151	53,747,370
1882.....	90,042,711	7,628,453	97,671,164	39,816,813	5,457,117	45,273,930
1883.....	84,285,707	9,751,773	94,037,480	39,538,067	7,473,113	47,011,180
1884.....	77,132,079	9,389,106	86,521,185	37,410,870	6,324,767	43,735,637
1885.....	76,183,518	8,079,646	84,263,164	36,479,051	5,392,940	41,871,991
1886.....	74,975,506	7,438,079	82,413,585	36,694,263	4,846,041	41,540,304
1887.....	77,964,020	8,549,333	86,513,353	38,714,331	5,856,981	44,571,312
1888.....	78,297,750	8,803,394	87,101,144	33,648,284	6,436,700	40,084,984
1889.....	77,201,804	6,938,455	84,140,259	33,504,281	4,583,770	38,088,051
1890.....	82,335,514	9,051,781	91,387,295	41,499,149	6,854,545	48,353,694
1891.....	85,757,744	8,798,631	94,556,375	43,243,784	6,037,074	49,280,858
1892.....	95,684,253	13,121,791	108,806,044	54,949,055	9,957,494	64,906,549
1893.....	102,006,490	8,941,856	110,948,346	58,409,606	5,670,887	64,080,493
1894.....	100,586,853	11,833,805	112,420,658	60,878,056	7,660,800	68,538,856
1895.....	99,528,351	6,485,043	106,013,394	57,903,564	3,953,426	61,856,990
1896.....	106,378,752	6,606,738	112,985,490	62,717,941	3,971,312	66,689,253
1897.....	119,685,410	10,825,163	130,510,573	69,533,852	7,693,650	77,227,502
1898.....	139,920,932	14,980,883	154,901,815	93,065,019	11,933,799	104,998,818
1899.....	132,801,262	17,520,088	150,321,350	85,113,681	13,973,300	99,086,981
1900.....	163,510,790	14,265,254	177,776,044	96,562,875	11,173,093	107,735,968
1901.....	177,431,386	17,077,757	194,509,143	92,857,525	12,471,431	105,328,956
1902.....	196,019,763	13,951,101	209,970,864	109,347,345	7,970,876	117,318,221
1903.....	214,401,674	10,828,087	225,229,761	125,199,980	6,062,118	131,262,098

* Estimated amount short reported not included.

+ Figures not available.

SESSIONAL PAPER No. 10

Fiscal Years ended June 30, 1868 to 1903, inclusive, showing in each case the Exports Britain and the United States, respectively.

CHANDISE ONLY.

EXPORTS TO UNITED STATES			PERCENTAGES OF EXPORTS TO						YEARS.
*Home- Produce.	Foreign Produce.	Totals.	Great Britain.			United States.			
			Home Produce to Total Home Produce.	Foreign Produce to Total Foreign Produce.	Total Exports, Great Britain to Total Exports.	Home Produce to Total Home Produce.	Foreign Produce to Total Foreign Produce.	Total Exports, United States to Total Exports.	
			p. c.	p. c.	p. c.	p. c.	p. c.	p. c.	
\$ 22,387,846			39·31			49·15			1868
23,640,188			41·53			47·92			1869
27,398,930	†	†	40·14	†	†	48·85	†	†	1870
26,715,690			39·38			48·41			1871
29,984,440			40·07			47·63			1872
33,421,725	1,517,871	34,939,596	42·87	77·15	46·77	45·62	16·13	42·27	1873
30,380,556	1,183,194	31,563,750	48·38	85·78	53·08	41·09	11·15	37·33	1874
25,683,818	1,020,307	26,704,125	50·67	81·02	53·57	38·05	14·29	35·78	1875
27,451,150	653,701	28,104,851	49·21	87·12	52·76	39·29	9·03	36·45	1876
22,160,666	758,513	22,919,179	53·88	84·87	56·90	33·64	10·66	31·40	1877
22,131,343	719,096	22,850,439	54·55	90·07	59·70	33·66	6·44	29·71	1878
23,149,909	1,007,218	24,157,127	48·91	82·26	52·98	38·52	12·05	35·29	1879
26,762,705	2,043,879	28,806,584	50·22	80·10	54·97	38·18	15·43	34·56	1880
31,015,109	1,863,989	32,879,098	52·69	83·06	56·99	38·32	13·93	34·86	1881
41,687,638	1,787,565	43,475,203	44·21	71·53	46·35	46·29	23·43	44·51	1882
36,096,501	1,657,935	37,754,436	46·90	76·63	49·99	42·82	17·00	40·15	1883
31,631,622	2,324,197	33,955,819	48·50	67·36	50·54	41·09	24·75	9·24	1884
32,618,593	2,164,658	34,783,251	47·88	66·74	49·69	42·81	26·79	41·27	1885
31,503,292	2,244,179	33,747,471	48·94	65·15	50·40	42·01	30·17	40·94	1886
32,273,033	2,385,242	34,658,275	49·65	68·50	51·51	41·39	27·89	40·06	1887
37,323,161	2,147,048	39,470,209	42·97	73·11	46·02	47·67	24·38	45·31	1888
36,449,288	2,041,283	38,490,571	43·39	66·06	45·27	47·21	29·41	45·73	1889
33,291,207	1,869,749	35,160,956	50·40	75·72	52·91	40·43	20·65	38·47	1890
34,829,436	2,451,136	37,280,572	50·42	68·61	52·12	40·61	27·85	39·43	1891
31,317,857	2,512,839	33,830,696	57·42	75·80	59·65	32·73	19·15	31·09	1892
33,813,802	2,493,202	36,307,004	57·26	63·41	57·76	33·15	27·88	32·73	1893
29,297,598	1,408,051	30,705,649	60·53	64·73	60·96	29·13	11·89	27·31	1894
32,303,773	1,860,794	34,164,567	58·18	60·96	58·35	32·46	28·69	32·22	1895
34,460,428	1,960,740	36,421,168	58·95	60·11	59·02	32·39	29·67	32·23	1896
39,717,057	2,216,735	41,933,792	58·09	71·07	59·17	33·19	20·47	32·13	1897
34,361,795	2,092,712	36,454,507	66·51	79·66	67·78	24·56	13·96	23·53	1898
34,766,955	1,795,885	36,562,840	64·09	79·76	65·92	26·18	10·25	24·32	1899
52,534,977	1,966,417	54,501,394	59·06	78·32	60·60	32·13	13·78	30·66	1900
67,983,673	2,423,168	70,406,841	52·33	73·03	54·15	38·32	11·19	36·20	1901
66,567,784	2,994,448	69,562,232	55·78	57·13	55·87	33·95	21·47	33·13	1902
67,766,367	3,443,602	71,209,969	58·39	55·43	58·25	31·60	31·80	31·61	1903

3-4 EDWARD VII., A. 1904

No. 7.—STATEMENT of the Values of Goods Imported for Home Consumption into Canada

COUNTRIES.	1899.			1900.		
	Dutiable.	Free.	Totals.	Dutiable.	Free.	Totals.
<i>British Empire.</i>						
	§	§	§	§	§	§
1 Great Britain.....	27,521,508	9,409,815	36,931,323	31,561,756	12,718,227	44,279,983
2 British Africa.....	394	98,518	98,912	205	87,700	87,905
British Australasia—						
3 Australian Commonwealth.....	308,350	85,816	394,166	349,692	211,192	560,884
4 New Zealand.....	109,301	706,058	815,359	88,367	1,220,280	1,309,761
5 British East Indies.....	34,349		34,349	67,386	274	67,660
6 " Guiana.....	782,499	164,910	947,409	654,939	146,704	800,499
7 " West Indies.....						
8 Fiji.....						
9 Hong Kong.....	9,633	512	10,145	115,339	2,280	117,619
10 Newfoundland.....	5,405	488,521	493,926	12,303	625,141	637,444
11 All other.....	761	3,751	4,512	172	1,095	1,267
Totals, British Empire.....	28,772,200	10,957,901	39,730,101	32,850,129	15,012,893	47,863,022
<i>Foreign Countries.</i>						
12 Arabia.....		10,703	10,703	517	5,416	5,933
13 Argentine Republic.....		782,904	782,904	63	571,206	571,269
14 Austria-Hungary.....	269,252	6,631	275,883	222,103	5,991	228,094
15 Belgium.....	2,223,479	95,244	2,318,723	3,092,514	131,404	3,223,918
16 Brazil.....		102,294	102,294		231,358	231,358
17 Central American States.....		34,550	34,550		48,112	48,112
18 Chile.....		38,976	38,976		28,185	28,185
19 China.....	366,192	385,198	751,390	216,998	412,731	629,729
20 Denmark.....	308	1,974	2,282	686	13,498	14,184
21 Dutch East Indies.....	147,664	4,900	152,564	13,921	9,638	23,559
22 Egypt.....	5,188	74	5,262	4,598		4,598
23 France.....	3,341,369	547,926	3,889,295	3,503,609	864,637	4,368,246
24 French Possessions in Africa.....	455	2,702	3,157	425		425
25 Germany.....	6,609,099	723,007	7,392,106	7,465,447	918,051	8,383,498
26 Greece.....	182,984		182,984	203,905	983	204,888
27 Hawaii.....	798	6,675	7,473		2,414	2,414
28 Hayti.....		14	14			
29 Holland.....	317,529	182,864	500,393	399,266	180,316	579,582
30 Italy.....	283,057	112,542	395,599	115,071	29,502	144,573
31 Japan.....	474,266	1,543,841	2,018,107	449,991	1,301,424	1,751,415
32 Mexico.....	3,736	41,162	44,898	4,924	51,294	56,218
33 Norway and Sweden.....	34,971	3,841	38,812	58,951	673	59,624
34 Persia.....	8,773		8,773	5,611		5,611
35 Peru.....	86,110	25	86,135		173	173
36 Philippines.....				13,255		13,255
37 Portugal.....	59,195	4,101	63,296	68,321	4,464	72,785
38 Russia.....	6,758	157,223	163,981	15,804	8,855	24,659
39 St. Pierre.....	1,813	3,864	5,677	1,808	4,145	5,953
40 Spain.....	527,508	6,974	534,482	551,704	8,997	560,701
41 Switzerland.....	560,220	8,548	568,768	517,305	11,871	529,176
42 Turkey.....	136,388	6,221	142,609	163,556	1,354	164,910
43 United States.....	44,471,824	43,995,349	88,467,173	53,897,561	48,182,616	102,080,177
44 Uruguay.....					22,016	22,016
45 Venezuela.....	542	122,769	123,311	688	67,603	68,291
46 West Indies, American.....	366,423	7,792	374,215	294,053	4,679	298,732
47 " Cuban.....				207,850	9,582	217,432
48 " Danish.....	8,175	462	8,637	50	1,079	1,129
49 All other.....	106,896	14,036	120,932	6,111	12,923	19,034
Totals, Foreign Countries.....	60,660,972	48,955,386	109,616,358	71,496,666	53,147,190	124,643,856
Totals (mdse.).....	89,433,172	59,913,287	149,346,459	104,346,795	68,160,083	172,506,878
Coin and bullion—						
Great Britain.....		128,800	128,800		509,747	509,747
United States.....		4,539,993	4,539,993		7,764,201	7,764,201
Other Countries.....		36,341	36,341		23,490	23,490
Totals.....		4,705,134	4,705,134		8,297,438	8,297,438
Grand totals.....	89,433,172	64,618,421	154,051,593	104,346,795	76,457,521	180,804,316

SESSIONAL PAPER No. 10

from the following Countries during the Fiscal Years ended June 30, 1899 to 1903.

1901.			1902.			1903.		
Dutiable.	Free.	Totals.	Dutiable.	Free.	Totals.	Dutiable.	Free.	Totals.
\$	\$	\$	\$	\$	\$	\$	\$	\$
31,701,654	11,118,341	42,819,995	35,062,564	13,960,162	49,022,726	42,210,165	16,582,873	58,793,038
566	90,121	90,687	1	15,797	15,798	158	48,963	49,121
294,717	131,750	426,467	39,960	112,923	152,883	14,225	82,684	96,909
304,756	1,066,104	1,370,860	433,596	1,185,787	1,619,383	393,135	1,743,943	2,137,078
77,039	348	77,387	139,341	86	139,427	602,863	1,456	604,319
1,033,304	164,718	1,198,022	1,382,018	227,114	1,609,132	1,572,896	225,862	1,798,758
29,972	12,209	42,181	10,664	5,506	16,170	132,272	7,134	139,406
4,554	620,014	624,568	34,135	1,027,525	1,061,660	9,131	1,131,447	1,140,578
494	2,228	2,722	1,142	4,554	5,696	1,334	1,334
33,447,056	13,205,833	46,652,889	37,103,563	16,543,492	53,647,055	44,982,244	19,866,238	64,848,482
59	13,716	13,775	5	13,127	13,132	1,907	14,294	16,201
1	263,352	263,353	500	448,123	448,623	381	890,723	891,104
278,768	7,469	286,237	230,896	9,717	240,613	315,799	40,744	356,543
3,606,361	222,089	3,828,450	1,436,842	274,757	1,711,599	2,050,197	749,985	2,800,182
2,709	344,846	347,555	451	466,158	466,609	1,319	265,738	267,057
8	29,330	29,338	26,100	26,100	105	50,962	51,067
.....	13,494	13,494	100,503	100,503
252,671	578,246	830,917	293,405	192,705	486,110	214,304	297,172	511,476
2,604	8,721	11,325	1,206	7,746	8,952	3,315	9,951	13,266
135,621	11,638	147,259	419,209	7,351	426,560	440,320	7,868	448,188
10,296	1,370	11,666	14,429	26	14,455	18,619	131	18,750
4,569,060	828,753	5,397,793	5,546,876	1,125,270	6,672,146	5,159,258	1,420,771	6,580,029
77	69,573	69,650	156	169,129	169,285	256	118,833	119,094
6,121,190	898,910	7,020,100	9,078,402	1,744,767	10,823,169	10,444,848	1,837,789	12,282,637
155,641	21	155,662	218,718	30	218,748	205,668	35	205,703
872	6,338	7,210	15,055	15,055	7	3,159	3,166
.....	7	7	2,192	2,192	1	156	157
546,264	251,198	797,462	513,279	302,336	815,615	604,436	666,104	1,270,540
231,653	95,648	327,301	548,851	177,891	726,742	413,144	128,641	541,785
525,974	1,093,128	1,619,102	531,230	964,536	1,495,766	681,669	746,747	1,428,416
11,698	4,302	16,000	29,156	83,022	112,178	35,273	88,060	123,333
54,029	4,313	58,342	56,078	4,400	60,478	43,417	35,456	78,873
18,034	18,034	4,296	4,296	19,393	10,393
291,010	12	291,022	235,314	235,314	80,343	80,343
10,615	20	10,635	9,832	124	9,956	11,486	11,486
91,626	4,678	96,304	111,333	18,046	129,379	113,142	16,050	129,192
27,899	27,670	55,569	28,909	75,576	104,485	38,937	166,674	205,611
1,414	3,502	4,916	1,427	1,590	3,017	2,326	2,277	4,603
698,312	44,227	742,539	620,985	73,985	694,970	749,074	74,870	823,944
590,056	12,602	602,658	746,989	18,021	765,010	924,541	20,186	944,727
158,932	4,434	163,366	162,960	29,788	192,748	163,939	65,088	229,027
53,600,278	53,549,047	107,149,325	60,181,808	54,562,888	114,744,696	68,538,323	60,251,914	128,790,237
176	5,260	5,260	292,804	292,804
269,042	60,133	60,309	62,803	62,803	198	43,148	43,346
257,318	309	269,351	282,289	613	282,902	300,857	2,104	302,961
2,230	73,804	331,122	240,932	32,904	273,836	239,571	32,648	272,219
202	153	2,383	3,617	3,617	4,257	4,257
.....	6,306	6,508	553	2,128	2,681	2,191	2,634	4,825
72,522,700	58,525,105	131,047,805	81,553,933	61,279,202	142,833,135	91,813,821	68,151,416	159,965,237
105,969,756	71,730,938	177,700,694	118,657,496	77,822,694	196,480,190	136,796,065	88,017,654	224,813,719
.....	198,169	198,169	191,036	191,036	103,863	103,863
.....	3,335,683	3,335,683	6,062,354	6,062,354	8,814,958	8,814,958
.....	3,442	3,442	58,015	58,015	57,976	57,976
.....	3,537,294	3,537,294	6,311,405	6,311,405	8,976,797	8,976,797
105,969,756	75,268,232	181,237,988	118,657,496	84,134,099	202,791,529	136,796,065	96,994,451	233,790,516

3-4 EDWARD VII., A. 1904

No. 8.—STATEMENT of the Values of Goods Imported into Canada from the

COUNTRIES	1899.			1900.		
	Dutiable.	Free.	Totals.	Dutiable.	Free.	Totals.
<i>British Empire.</i>						
	£	£	£	£	£	£
1 Great Britain.....	27,150,325	9,366,340	36,816,665	32,286,198	12,676,349	44,962,547
2 British Africa.....	394	98,518	98,912	205	87,700	87,905
British Australasia—						
3 Australian Commonwealth.....	477,591	85,359	562,950	449,606	210,805	670,411
4 New Zealand.....						
5 British East Indies.....	114,633	706,058	820,691	99,662	1,219,010	1,318,673
6 " Guiana.....	46,576		46,576	85,032	274	85,306
7 " West Indies.....	741,563	164,842	906,405	732,235	146,382	878,617
8 Fiji.....						
9 Hong Kong.....	9,633	512	10,145	118,363	2,280	120,643
10 Newfoundland.....	6,482	488,521	495,003	11,855	625,141	636,996
11 All other.....	751	3,751	4,502	155	1,095	1,250
Totals, British Empire.....	28,847,948	10,913,901	39,761,849	33,783,312	14,969,036	48,752,348
<i>Foreign Countries.</i>						
12 Argentine Republic.....		782,904	782,904	63	571,206	571,269
13 Austria-Hungary.....	251,146	6,631	257,777	228,668	5,991	234,659
14 Belgium.....	2,215,951	95,379	2,311,330	3,170,724	131,027	3,301,751
15 Brazil.....		102,294	102,294		231,358	231,358
16 Central American States.....		34,550	34,550		48,112	48,112
17 Chile.....		38,976	38,976		28,185	28,185
18 China.....	370,844	385,141	755,985	211,730	412,703	624,433
19 Denmark.....		1,974	2,329		13,498	14,290
20 Dutch East Indies.....	146,806	4,900	151,706		9,638	9,638
21 Egypt.....		5,288	60	5,517		5,517
22 France.....	3,333,259	546,613	3,879,872	3,601,420	863,262	4,464,682
23 French Africa.....		598	2,702	3,300		395
24 Germany.....	6,648,146	733,003	7,381,149	7,770,294	936,347	8,706,641
25 Greece.....	188,793		188,793	219,564	966	220,530
26 Hawaii.....		1,583	8,258		2,414	2,414
27 Holland.....	346,005	189,433	535,438	401,285	216,897	618,182
28 Italy.....	436,068	112,542	548,610	269,538	29,502	299,040
29 Japan.....	469,216	1,543,531	2,009,747	461,319	1,801,215	1,762,534
30 Mexico.....	4,947	44,154	49,101	4,597	52,697	57,294
31 Norway and Sweden.....	35,284	3,841	39,125	59,327	673	60,000
32 Peru.....		25	25		173	173
33 Philippines.....				14,584		14,584
34 Portugal.....	63,400	4,101	67,501	68,930	4,464	73,394
35 Russia.....	6,758	157,223	163,981	15,804	8,855	24,659
36 St. Pierre.....	36,569	3,864	40,433	43,723	4,145	47,868
37 Spain.....	506,147	6,871	513,018	554,145	8,927	562,972
38 Switzerland.....	557,997	8,548	566,545	530,680	11,871	542,551
39 Turkey.....	146,898	6,221	153,119	165,001	1,454	166,455
40 United States.....	53,281,683	43,821,274	97,102,957	60,819,752	48,388,601	109,208,353
41 Uruguay.....					22,616	22,616
42 Venezuela.....	931	122,769	123,700	688	67,603	68,291
43 West Indies, American.....	423,064	4,974	427,978	309,856	3,890	313,746
44 " Cuban.....				220,291	15,035	235,326
45 " Danish.....	8,439	462	8,901	77	1,079	1,156
46 All other.....	18,470	24,002	42,472	11,820	18,339	30,159
Totals, Foreign Countries.....	69,501,685	48,795,640	118,297,325	79,160,584	53,412,143	132,572,727
Totals (mdse).....	98,349,633	59,709,541	158,059,174	112,943,896	68,381,179	181,325,075
Coin and bullion:—						
Great Britain.....		128,800	128,800		509,747	509,747
United States.....		4,539,993	4,539,993		7,764,291	7,764,291
Other Countries.....		36,341	36,341		23,490	23,490
Totals.....		4,705,134	4,705,134		8,297,438	8,297,438
Grand totals.....	98,349,633	64,414,675	162,764,308	112,943,896	76,678,617	189,622,513

SESSIONAL PAPER No. 10

following Countries during the Fiscal Years ended June 30, 1899 to 1903.

1901.			1902.			1903.		
Dutiable.	Free.	Totals.	Dutiable.	Free.	Totals.	Dutiable.	Free.	Totals.
§	§	§	§	§	§	§	§	§
31,868,310	11,097,818	42,966,128	35,329,879	13,914,473	49,244,352	42,438,595	16,526,248	58,964,843
574	90,121	90,695	1	15,797	15,798	158	48,963	49,121
33,972	130,444	164,416	40,714	112,343	153,057	16,225	82,307	98,532
308,683	1,066,093	1,374,776	142	4,038	4,180	311	41,592	41,903
125,382	300	125,682	407,718	1,185,787	1,593,505	416,265	1,744,193	2,160,458
1,115,397	164,555	1,279,952	171,071	70	171,141	583,908	1,447	585,355
28,506	10,041	38,547	1,302,242	226,928	1,529,170	1,603,565	225,765	1,829,330
4,596	620,014	624,610	231,379	231,379
724	2,228	2,952	6,662	4,388	10,450	137,165	6,549	143,714
.....	35,302	1,027,525	1,062,827	9,030	1,131,339	1,140,369
.....	1,290	4,554	5,844	1,227
33,486,144	13,181,614	46,667,758	37,294,421	16,495,903	53,790,324	45,437,828	19,808,403	65,246,231
1	263,352	263,353	500	448,123	448,623	381	890,723	891,104
281,918	7,469	289,387	231,850	9,532	241,382	310,491	40,349	350,840
3,561,218	222,701	3,783,919	1,390,918	274,757	1,665,675	1,899,345	750,145	2,649,490
2,709	344,846	347,555	451	406,158	466,609	1,293	265,738	267,031
8	29,330	29,338	26,100	26,100	105	50,962	51,067
.....	13,494	13,494	100,503	100,503
267,135	577,448	844,583	298,226	191,215	489,441	215,994	296,123	512,117
2,646	8,721	11,367	1,091	7,746	8,837	3,331	9,951	13,282
313,159	11,638	324,797	699,866	6,928	706,794	412,871	10,558	423,429
19,644	1,370	12,014	15,395	15,395	17,257	17,257
4,675,765	827,412	5,503,177	5,791,812	1,123,523	6,915,335	5,086,879	1,417,049	6,503,928
205	69,573	69,778	169,129	169,129	237	118,834	119,071
5,780,948	897,011	6,677,959	9,175,383	1,744,611	10,919,994	10,287,909	1,839,958	12,127,867
139,238	139,238	220,518	220,518	212,791	212,791
817	6,338	7,155	15,055	15,055	7	3,159	3,166
588,800	251,195	839,995	488,639	352,406	841,045	651,664	667,276	1,318,940
448,294	95,648	543,942	526,318	177,891	704,209	429,653	128,641	558,294
528,725	1,092,140	1,620,865	539,704	964,027	1,503,731	741,135	746,316	1,487,451
13,423	4,337	17,760	26,461	82,873	109,334	37,257	88,318	125,575
54,373	4,309	58,682	56,221	4,400	60,621	43,302	35,456	78,758
413,373	12	413,385	19,498	19,498	157,864	157,864
14,987	20	15,007	9,677	80	9,757	14,305	14,305
95,133	4,642	100,775	120,606	17,913	138,519	106,315	16,013	122,328
33,900	27,670	61,570	28,909	75,554	104,463	39,202	166,674	205,876
2,621	3,502	6,123	81,899	1,590	83,489	22,005	2,277	24,282
769,353	44,058	813,411	567,080	73,759	640,839	782,957	74,235	857,192
595,114	12,602	607,716	763,812	18,021	781,833	923,891	20,186	944,077
144,509	4,437	148,946	170,220	30,883	201,103	167,927	65,088	233,015
62,823,061	53,148,631	115,971,692	68,922,500	54,809,293	123,731,793	75,278,483	60,670,934	135,949,417
.....	5,260	5,260	292,804	292,804	292,804
176	60,133	60,309	62,803	62,803	62,803	198	43,148	43,346
237,311	63	237,374	263,436	251	263,687	287,170	1,800	288,970
266,865	76,509	343,374	235,486	29,203	264,689	254,920	52,631	307,551
1,725	153	1,878	8,901	8,901	2,920	2,920
19,360	20,029	39,389	5,483	17,447	22,930	14,373	17,084	31,457
82,088,514	58,121,959	140,210,473	90,660,860	61,507,569	152,168,429	98,401,804	68,590,129	166,991,933
115,574,658	71,303,573	186,878,231	127,955,281	78,003,472	205,958,753	143,839,632	88,398,532	232,238,164
.....	198,169	198,169	191,036	191,036	103,863	103,863
.....	3,335,683	3,335,683	6,062,354	6,062,354	8,814,958	8,814,958
.....	3,442	3,442	58,015	58,015	57,976	57,976
.....	3,537,294	3,537,294	6,311,405	6,311,405	8,976,797	8,976,797
115,574,658	74,840,867	190,415,525	127,955,281	84,314,877	212,270,158	143,839,632	97,375,329	241,214,961

3-4 EDWARD VII., A. 1904

No. 9.—STATEMENT of the Values of Goods Exported from Canada to

COUNTRIES.	1899.			1900.		
	Home Produce.	Foreign Produce.	Totals.	Home Produce.	Foreign Produce.	Totals.
<i>British Empire.</i>						
1 Great Britain.....	\$ 85,113,681	\$ 13,973,300	\$ 99,086,981	\$ 96,562,875	\$ 11,173,093	\$ 107,735,968
2 British Africa.....	222,236	237	222,473	1,204,093	272	1,204,365
British Australasia—						
3 Australian Commonwealth ..	1,520,116	7,794	1,527,810	1,648,926	4,247	1,653,173
4 New Zealand ..						
5 British East Indies ..	40,036	75	40,111	41,693		41,693
6 " Guiana ..	238,523	91	238,614	281,383	778	282,161
7 " Honduras ..	2,303		2,303	1,425		1,425
8 " West Indies.....	1,725,321	26,930	1,752,251	1,673,163	25,794	1,698,957
9 Gibraltar ..	1,606		1,606	9,324		9,324
10 Hong-Kong ..	17,818	1,771	19,589	9,117	16	9,133
11 Fiji Islands ..				822		822
12 Newfoundland ..	1,683,801	124,881	1,808,682	2,029,723	114,473	2,144,196
13 All other.....	1,706		1,706			
Totals, British Empire....	90,567,047	14,135,079	104,702,126	103,462,544	11,318,673	114,781,217
<i>Foreign Countries.</i>						
14 Argentine Republic ..	646,070		646,070	473,395		473,395
15 Belgium ..	445,667	403,746	849,413	859,715	338,083	1,197,798
16 Brazil ..	460,953		460,953	480,241	165	480,406
17 Central American States.....	37,224		37,224	25,554		25,554
18 Chile ..	27,116		27,116	61,118		61,118
19 China ..	289,655	430	290,085	254,814	1,493	256,307
20 Denmark ..	54,391		54,391	42,261		42,261
21 France ..	1,551,909	5,813	1,557,722	1,372,359	2,411	1,374,770
22 French Africa.....	46,435		46,435	32,197		32,197
23 Germany ..	1,310,373	909,196	2,219,569	1,108,163	607,740	1,715,903
24 Hayti ..	27,125	1,662	28,787	13,068		13,068
25 Hawaii ..	185,096	98	185,194	142,349	1,107	143,456
26 Holland ..	176,347	196,201	372,548	187,158	1,041	188,199
27 Italy ..	125,265		125,265	260,456		260,456
28 Japan ..	133,139	2,126	135,265	110,753	1,555	112,308
29 Madeira ..				20,874		20,874
30 Mexico ..	68,265	35,713	103,978	149,590		149,590
31 Norway and Sweden.....	120,244	55	120,299	81,044		81,044
32 Peru ..	44,328	105	44,433	22,699	172	22,871
33 *Philippines ..				883		883
34 Portugal ..	29,611		29,611	115,016		115,016
35 Russia ..	55,648		55,648	70,530	28	70,558
36 St. Pierre ..	195,666	11,386	207,052	226,126	7,868	233,994
37 Spain ..	59,178		59,178	86,456		86,456
38 Spanish Possessions ..	36,656		36,656	42,464		42,464
39 Switzerland ..	522	2,236	2,758	386	414	800
40 United States of America.....	34,766,955	1,795,885	36,562,840	52,534,977	1,966,417	54,501,394
41 " Colombia ..	19,122	36	19,158	38,559	501	39,060
42 Uruguay ..	37,895		37,895	59,458		59,458
43 Venezuela ..	922		922	21,298		21,298
44 West Indies, American ..	1,187,661	19,880	1,207,541	1,440,947	3,733	1,444,680
45 " Cuban ..				1,669,304	13,480	1,682,784
46 " Danish ..	37,374	401	37,775	37,132	353	37,485
47 " French ..	17,575	10	17,585	9,656	29	9,676
48 All other.....	40,398	30	40,428	6,246		6,246
Totals, Foreign Countries.	42,234,215	3,385,009	45,619,224	60,048,246	2,946,581	62,994,827
Totals ..	132,801,262	17,520,088	150,321,350	163,510,790	14,265,254	177,776,044
Estimated amount short reported in exports to United States ..	4,559,530		4,559,530	5,461,511		5,461,511
Totals (mdse) ..	137,360,792	17,520,088	154,880,880	168,972,301	14,265,254	183,237,555
Coin and bullion :						
Great Britain ..	874	4,000	4,874		400	400
United States ..	1,100,371	2,910,780	4,011,151	1,670,068	6,986,050	8,656,118
Other Countries.....					650	650
Totals ..	1,101,245	2,914,780	4,016,025	1,670,068	6,987,100	8,657,168
Grand totals ..	138,462,037	20,434,868	158,896,905	170,642,369	21,252,354	191,894,723

*Included with 'Spanish Possessions' prior to 1900. † After 1900 no estimate is made of the amount

SESSIONAL PAPER No. 10

the following Countries during the Fiscal Years ended June 30, 1899 to 1903.

1901.			1902.			1903.			
Home Produce.	Foreign Produce.	Totals.	Home Produce.	Foreign Produce.	Totals.	Home Produce.	Foreign Produce.	Totals.	
\$	\$	\$	\$	\$	\$	\$	\$	\$	
92,857,525	12,471,431	105,328,956	100,347,345	7,970,876	117,318,221	125,199,980	6,002,118	131,202,098	1
1,085,033	1,932	1,086,965	3,840,730	1,340	3,842,070	1,931,541	16,585	1,948,126	2
2,297,521	13,884	1,311,405	2,574,759	11,795	2,586,554	2,897,528	32,333	2,929,861	3
23,606	56	23,662	350,130	3,563	353,693	450,567	11,971	462,538	4
370,063	2,694	372,757	47,067	70	47,137	96,307	633	96,940	5
2,203		2,203	503,860	2,226	506,086	513,265	1,069	514,334	6
1,898,262	26,785	1,925,047	3,103		3,103	1,980		1,980	7
17,836		17,836	1,922,098	27,948	1,950,046	2,158,850	25,983	2,184,833	8
41,693	656	42,349	12,447	31	12,478	2,648		2,648	9
			27,621	856	28,477	36,055	1,700	37,755	10
			8,089	92	8,181	45,921	750	46,671	11
2,142,877	114,522	2,257,399	2,269,601	103,844	2,373,445	2,381,966	128,960	2,510,926	12
11,478		11,478	7,159		7,159	20,988	1,415	31,403	13
100,748,097	12,631,960	113,380,057	120,914,009	8,122,641	129,036,650	135,746,596	6,223,517	141,970,113	
279,560		279,560	527,727		527,727	1,010,827		1,010,827	14
1,728,484	1,077,658	2,806,142	1,363,058	1,081,392	2,444,450	1,658,163	492,387	2,150,550	15
572,361		572,361	495,597	409	496,006	701,100		701,100	16
32,944	385	33,327	16,900	415	17,315	27,903		27,903	17
207,404	653	208,057	67,866	413	68,279	153,008	27	153,035	18
505,194	5,692	510,886	274,766	2,543	277,309	175,636	140	175,776	19
55,902		55,902	105,300	1,330	106,360	166,105	1,056	167,161	20
1,436,628	144,703	1,581,331	1,300,798	88,050	1,388,848	1,316,713	24,905	1,341,618	21
28,236		28,236	27,495		27,495	5,720		5,720	22
1,374,716	766,836	2,141,552	1,298,654	1,393,924	2,692,578	1,618,517	479,182	2,097,699	23
47,468		47,468	51,804	916	52,720	73,161		73,161	24
23,234	1,611	24,845	16,794	127	16,921	25,339	500	35,839	25
186,932	446	187,378	193,909	126,532	320,241	600,452	18,877	619,329	26
315,063		315,063	236,499	400	236,899	295,470	300	295,770	27
187,933	750	188,683	287,806	5,471	293,277	324,938	208	325,146	28
			27,362		27,362	26,072		26,072	29
70,435	2,063	72,498	81,892	713	82,605	105,365	31,669	137,034	30
45,500		45,500	100,828		100,828	268,515	336	268,851	31
32,034		32,034	45,744	49	45,793	67,210		67,210	32
18,097	2,643	20,740	43,030	2,517	45,547	39,332	243	39,625	33
85,375	28	85,403	105,495		105,495	164,184		164,184	34
45,681		45,681	49,018		49,018	224,502	81	224,583	35
212,094	15,100	227,194	195,503	8,809	204,312	227,549	10,138	237,687	36
155,229	125	155,354	161,823		161,823	138,533		138,533	37
32,975		32,975	94,479		94,479	62,403	263	62,666	38
632	107	739	12,706	2,467	15,173	7,433	166	7,599	39
67,983,673	2,423,168	70,406,841	66,567,784	2,994,448	69,562,232	67,766,367	3,443,602	71,209,969	40
25,135	765	25,900	23,295	15	23,310	27,376		27,376	41
23,551		23,551	95,241	10	95,251	35,292		35,292	42
971	47	1,018	3,858		3,858	13,999	340	14,339	43
302,289	23	302,314	461,901	15,575	477,476	462,527	1,976	464,503	44
575,582	2,431	578,013	647,172	1,943	649,115	765,693	3,039	768,732	45
9,618	70	9,688	5,044	100,142	105,186	25,140	95,039	120,179	46
32,641		32,641	25,639		25,639	16,131		16,131	47
49,729	491	50,211	93,237	50	93,287	48,333	96	48,429	48
76,683,289	4,445,797	81,129,086	75,105,754	5,828,460	80,934,214	78,655,078	4,604,570	83,259,648	
177,431,386	17,077,757	194,509,143	196,019,763	13,951,101	209,970,864	214,401,674	10,828,087	225,229,761	
+		+	+		+	+		+	
177,431,386	17,077,757	194,509,143	196,019,763	13,951,101	209,970,864	214,401,674	10,828,087	225,229,761	
				2,000	2,000		223	223	
	1,975,389	1,975,389		1,635,452	1,635,452		573,955	573,955	
	3,100	3,100		31,970	31,970		45,785	45,785	
	1,978,489	1,978,489		1,669,422	1,669,422		619,963	619,963	
177,431,386	19,056,246	196,487,632	196,019,763	15,620,523	211,640,286	214,401,674	11,448,050	225,849,724	

short reported in Exports to United States.

3-4 EDWARD VII., A. 1904

No. 10.—STATEMENT of the Values of the Aggregate Trade of Canada with
(Including

COUNTRIES.	1899.			1900.		
	Imports.	Exports.	Totals.	Imports.	Exports.	Totals.
<i>British Empire.</i>						
1 Great Britain.....	\$ 36,945,465	\$ 99,091,855	\$ 136,037,320	\$ 45,472,294	\$ 107,736,368	\$ 153,208,662
2 British Africa.....	98,912	222,473	321,385	87,905	1,204,365	1,292,270
<i>British Australasia—</i>						
3 Australian Commonwealth.....	} 563,361	1,527,810	2,091,171	660,411	1,653,173	2,313,584
4 New Zealand.....						
5 British East Indies.....	820,696	40,111	860,807	1,318,673	41,693	1,360,366
6 " Guiana.....	46,576	238,614	285,190	85,306	282,161	367,467
7 " West Indies.....	907,895	1,752,251	2,660,146	878,617	1,698,957	2,577,574
8 Fiji.....					822	822
9 Hong Kong.....	10,145	19,589	29,734	120,643	9,133	129,776
10 Newfoundland.....	528,083	1,808,682	2,336,765	660,230	2,144,846	2,805,076
11 All other.....	4,502	5,615	10,117	1,250	10,749	11,999
Totals, British Empire.....	39,925,635	104,707,000	144,632,635	49,285,329	114,782,267	164,067,596
<i>Foreign Countries.</i>						
12 Argentine Republic.....	782,904	646,070	1,428,974	571,269	473,395	1,044,664
13 Austria-Hungary.....	257,777	1,380	259,157	234,659	1,072	235,731
14 Belgium.....	2,311,330	849,413	3,160,743	3,301,751	1,197,798	4,499,549
15 Brazil.....	102,294	460,953	563,247	231,358	480,406	711,764
16 Central American States.....	34,550	37,224	71,774	48,112	25,554	73,666
17 Chile.....	38,976	27,116	66,092	28,185	61,118	89,303
18 China.....	755,990	290,085	1,046,075	624,433	256,307	880,740
19 Denmark.....	2,329	54,391	56,720	14,290	42,261	56,551
20 Dutch East Indies.....	151,706	125	151,831	9,638	979	10,617
21 Egypt.....	5,448	49	5,497	5,517	556	6,073
22 France.....	3,879,872	1,557,722	5,437,594	4,464,938	1,374,770	5,839,708
23 French Africa.....	3,300	46,435	49,735	395	32,197	32,592
24 Germany.....	7,382,499	2,213,569	9,602,068	8,706,641	1,715,903	10,422,544
25 Greece.....	188,793	330	189,123	220,530	2,382	222,912
26 Hawaii.....	8,258	185,194	193,452	2,414	143,456	145,870
27 Hayti.....	44	28,787	28,831		13,068	13,068
28 Holland.....	535,438	372,548	907,986	618,182	188,199	806,381
29 Italy.....	548,610	125,265	673,875	299,040	260,456	559,496
30 Japan.....	2,009,747	135,265	2,145,012	1,762,534	112,308	1,874,842
31 Mexico.....	49,104	103,978	153,082	57,294	149,590	206,884
32 Norway and Sweden.....	39,125	120,299	159,424	60,000	81,044	141,044
33 Persia.....				5,689		5,689
34 Peru.....	25	44,433	44,458	173	22,871	23,044
35 * Philippines.....				14,584	883	15,467
36 Portugal.....	67,501	29,641	97,142	73,394	115,016	188,410
37 Russia.....	163,981	55,648	219,629	24,659	70,558	95,217
38 St. Pierre.....	40,433	207,052	247,485	47,868	233,994	281,862
39 Spain.....	513,018	59,178	572,196	563,072	86,456	649,528
40 Spanish Possessions.....	9,011	36,056	45,067		42,464	42,464
41 Switzerland.....	566,545	2,758	569,303	542,551	800	543,351
42 Turkey.....	153,119	8,346	161,465	166,455		166,455
43 United States of America.....	101,642,950	45,133,521	146,776,471	116,972,554	68,619,023	185,591,577
44 " Colombia.....	5,985	19,158	25,143	3,935	39,060	42,995
45 Uruguay.....		37,895	37,895	22,016	50,458	72,474
46 Venezuela.....	123,700	922	124,622	68,291	21,298	89,589
47 West Indies, American.....	} 427,978	1,207,541	1,635,519	{ 313,746	444,680	758,426
48 " Cuban.....						
49 " Danish.....						
50 " Dutch.....						
51 " French.....						
52 All other.....	22,754	30,198	52,952	6,353	9,676	28,723
Totals, Foreign Countries.....	122,838,673	54,189,905	177,028,578	140,337,184	77,112,456	217,449,640
Grand totals.....	162,764,308	158,896,905	321,661,213	189,622,513	191,894,723	381,517,236

* Included with 'Spanish Possessions' prior to 1900.

SESSIONAL PAPER No. 10

the following Countries during the Fiscal Years ended June 30, 1899 to 1903.
(Coin and Bullion).

1901.			1902.			1903.			
Imports.	Exports.	Totals.	Imports.	Exports.	Totals.	Imports.	Exports.	Totals.	
\$	\$	\$	\$	\$	\$	\$	\$	\$	
43,164,297	105,328,956	148,493,253	49,435,388	117,320,221	166,755,609	59,068,706	131,202,321	190,271,027	1
90,695	1,086,965	1,177,660	15,806	3,842,070	3,857,876	49,121	1,948,126	1,997,247	2
164,416	2,311,405	2,475,821	153,057	2,586,554	2,739,611	98,532	2,929,861	3,028,393	3
1,374,776	23,662	1,398,438	4,180	353,693	357,873	41,903	462,538	504,441	4
125,682	372,757	498,439	1,593,505	47,137	1,640,642	2,160,458	96,940	2,257,398	5
1,280,798	1,925,047	3,205,845	171,141	506,086	677,227	585,355	514,334	1,099,686	6
.....	1,531,152	1,974,379	3,505,531	1,880,253	2,184,833	4,015,089	7
.....	8,181	8,181	231,379	46,671	278,050	8
38,547	42,349	80,896	10,450	28,477	38,927	143,714	37,755	181,469	9
625,610	2,260,499	2,886,109	1,118,567	2,381,082	3,499,649	1,197,372	2,516,576	3,713,948	10
2,952	31,517	34,469	5,844	22,740	28,584	1,227	36,031	37,258	11
46,867,773	113,383,157	160,250,930	54,039,090	129,070,620	183,109,710	65,408,020	141,975,986	207,384,006	
263,353	279,560	542,913	448,623	527,727	976,350	891,104	1,010,827	1,901,931	12
289,387	1,101	290,488	241,382	3,287	244,669	350,840	1,553	352,393	13
3,783,919	2,806,142	6,590,061	1,665,675	2,444,450	4,110,125	2,649,490	2,150,550	4,800,040	14
347,555	572,361	919,916	466,609	496,006	962,615	267,031	701,100	968,131	15
29,338	33,327	62,665	26,100	17,315	43,415	51,067	27,903	78,970	16
.....	208,057	208,057	13,494	68,279	81,773	104,503	153,035	253,538	17
844,583	510,886	1,355,469	489,441	277,309	766,750	512,167	175,876	688,043	18
11,367	55,902	67,269	8,837	106,360	115,197	13,282	167,161	180,443	19
324,797	324,797	706,794	706,794	423,429	423,429	20
12,014	987	13,001	15,395	2,543	17,938	17,257	627	17,884	21
5,503,405	1,581,331	7,084,736	6,915,383	1,388,848	8,304,231	6,503,928	1,341,618	7,845,546	22
69,778	28,236	98,014	169,129	27,495	196,624	119,071	5,720	124,791	23
6,679,264	2,141,552	8,820,816	10,919,994	2,692,578	13,612,572	12,127,867	2,097,699	14,225,566	24
139,238	139,238	220,518	9,518	230,036	212,791	1,531	214,322	25
7,155	24,845	32,000	15,292	16,921	32,213	3,166	35,839	39,005	26
7	47,468	47,475	2,192	52,720	54,912	157	73,161	73,318	27
839,995	187,378	1,027,373	841,045	320,241	1,161,286	1,318,940	619,329	1,938,269	28
544,002	135,063	679,065	704,209	236,899	941,108	558,294	295,770	854,064	29
1,620,868	188,683	1,809,551	1,503,731	293,277	1,797,008	1,487,451	325,181	1,812,632	30
17,760	72,498	90,258	109,334	82,605	191,939	125,575	137,034	262,609	31
58,682	45,500	104,182	60,621	100,828	161,449	78,758	268,851	347,609	32
18,987	18,987	4,884	4,884	10,393	10,393	33
413,385	32,034	445,419	19,498	45,793	65,291	157,864	67,210	225,974	34
15,007	20,740	35,747	9,757	45,547	55,304	14,305	39,625	53,930	35
100,775	85,403	186,178	138,519	105,495	244,014	122,328	164,184	286,512	36
61,570	45,681	107,251	104,463	49,018	153,481	205,876	224,583	430,459	37
6,123	227,194	233,317	83,489	204,312	287,801	24,282	277,687	301,969	38
813,411	155,354	968,765	640,839	161,823	802,662	857,192	138,553	995,745	39
3	32,975	32,978	94,479	94,479	62,666	62,666	40
607,716	739	608,455	781,833	15,173	797,006	944,077	7,599	951,676	41
148,946	4,025	152,971	201,103	23,041	224,144	233,015	3,479	236,494	42
119,306,775	72,382,230	191,689,005	129,794,147	71,197,684	200,991,831	144,764,375	71,783,924	216,548,299	43
.....	25,900	25,900	23,310	23,310	1,722	27,376	29,098	44
.....	5,260	23,551	292,804	95,251	388,055	35,292	35,292	45
60,309	1,018	61,327	62,803	3,858	66,661	43,346	14,339	57,685	46
237,374	302,314	539,688	263,687	477,476	741,163	288,970	464,503	753,473	47
343,374	578,013	921,387	264,689	649,115	913,804	307,551	768,732	1,076,283	48
1,878	9,688	11,566	8,901	105,186	114,087	292	120,179	120,471	49
121	10,758	10,879	14,033	14,033	9,563	9,563	50
.....	32,641	32,641	228	25,639	25,867	16,131	16,131	51
20,271	33,340	53,611	15,626	68,227	83,853	19,185	57,748	76,933	52
143,547,752	83,104,475	226,652,227	158,231,068	82,569,666	240,800,734	175,806,941	83,873,738	259,680,679	
190,415,525	196,487,632	386,903,157	212,270,158	211,640,286	423,910,444	241,214,961	225,849,724	467,064,685	

3-4 EDWARD VII., A. 1904

No. 11.—ITEMIZED STATEMENT showing the Values of all Imports into and Exports from all Goods Entered for Consumption, with the amounts of duties

ARTICLES.	ENTERED FOR HOME CONSUMPTION.					
	1902.			1903.		
	Quantity.	Value.	Duty.	Quantity.	Value.	Duty.
	§	§ cts.	§	§ cts.		
1 Agricultural products, N. E. S.						
2 Ale, beer and porter, in bottles. Galls.	236,394	167,582	56,734 56	277,550	193,128	66,612 00
3 " " in casks.	177,593	39,300	28,414 88	238,196	58,129	38,111 36
Total ale and beer	413,987	206,882	85,149 44	515,746	251,257	104,723 36
4 Ale, ginger.		8,662	1,274 89		8,019	1,078 01
Animals, living, viz. :—						
5 Dogs. No.	252	6,435		296	23,999	
6 Cattle, 1 year old and less.						
7 " over 1 year old.	f " 9,524	133,717	26,743 40	37,528	472,738	94,547 60
8 Horses, 1 year old and less.	f " 17,823	537,528	107,501 73	29,598	790,169	158,033 80
9 " over 1 year old.	f " 17,823	537,528	107,501 73	29,598	790,169	158,033 80
10 Hogs. Lbs.	116,066	6,782	1,740 99	19,745	1,626	296 18
11 Sheep, 1 year old and less.	f " 139,155	357,927	71,585 40	79,817	206,856	41,371 20
12 " over 1 year old.	f No.					
13 Poultry.		29,034	5,806 80		36,230	7,246 00
14 All other, N. E. S.						
Animals for improvement of stock :—						
15 Horses. No.	457	227,863		912	636,331	
16 Cattle.	" 1,604	114,575		961	159,238	
17 Sheep.	" 659	14,323		137	3,614	
18 Swine.	" 184	4,961		154	5,846	
19 Fowls, domestic, pure bred, and pheasants and quails and homing or messenger pigeons.		6,213			5,033	
Animals brought into Canada, temporarily, and for a period not exceeding 3 months, for the purpose of exhibition or competition for prizes offered by any agricultural or other association, viz. :—						
20 Horses.						
21 All other, N. E. S.						
Total animals, living.		1,439,358	213,378 32		2,341,680	301,494 78
22 Animals, products of, N. E. S.						
23 Artificial limbs.		13,316			17,148	
24 Ashes.						
25 " pot and pearl. Lbs.	126,414	18,598		186,643	10,394	
26 Asphaltum or asphalt. Cwt.	75,522	102,317		66,937	96,046	
27 Bagatelle tables or boards. No.	68	830	276 97	20	834	288 99
28 Baking powders. Lbs.	322,081	93,709	19,317 76	362,751	107,570	21,760 18
29 Balls, cues and racks and cue tips for bagatelle boards and billiard tables.		3,024	1,035 99		3,823	1,269 71
30 Balsam.						
31 Baskets of all kinds, N. E. S.		30,175	8,838 90		37,036	10,784 60
32 Bees.		159			110	
33 Belts, surgical, and trusses, electric belts, pessaries and suspensory bandages of all kinds.		16,378	3,213 70		25,280	4,936 91
34 Belts, of all kinds, N. O. P.		50,181	16,333 27		57,321	18,823 61

SESSIONAL PAPER No. 10

Canada in each Fiscal Year from 1899 to 1903, and the Quantities and Values of collected thereon for the Fiscal Years ended June 30, 1902 and 1903.

IMPORTS.					EXPORTS.					
Value.					Value.					
1899.	1900.	1901.	1902.	1903.	1899.	1900.	1901.	1902.	1903.	
\$	\$	\$	\$	\$	\$	\$	\$	\$	\$	
					90,769	94,103	129,792	72,071	718,339	1
141,540	199,233	180,700	166,962	189,251	3,704	6,710	12,884	11,310	9,873	2
26,751	24,338	27,298	39,519	60,451						3
168,291	223,571	207,998	206,481	249,702	3,704	6,710	12,884	11,310	9,873	
5,242	5,726	7,632	9,668	7,825						4
5,069	4,061	8,119	6,435	23,999						5
69,454	70,129	202,630	172,192	497,438	251,349	399,806	287,474	125,299	60,471	6
					8,325,022	8,699,890	8,781,386	10,574,331	11,309,791	7
454,929	362,245	275,992	570,651	860,672	109,081	4,350	4,070	5,924	5,045	8
9,358	10,711	8,091	6,812	1,626	968,826	1,265,185	1,071,831	1,758,504	1,033,363	9
89,161	114,090	171,443	372,010	213,728	5,064	14,573	8,301	84,079	322,369	10
90,900	84,159	33,135	39,764	54,690	1,118,084	1,182,970	1,097,317	899,878	989,638	11
					423,048	711,042	531,414	596,893	669,236	12
					57,906	36,876	67,913	39,068	41,847	13
					33,022	24,310	59,905	22,940	23,816	14
129,962	163,230	154,737	227,863	636,331						15
41,704	101,523	110,124	114,575	159,238						16
7,652	19,112	13,800	14,323	3,614						17
3,466	1,574	2,623	4,961	5,846						18
5,995	4,993	5,246	6,213	5,033						19
116,099	221,650	241,477	436,180	562,484						20
1,473	2,674	24,924	14,362	15,381						21
1,024,622	1,160,151	1,252,341	1,986,341	3,040,080	11,291,402	12,330,002	11,909,611	14,106,916	14,455,576	
					65,209	82,349	142,078	262,987	149,727	22
7,544	8,103	10,087	13,316	17,148						23
					57,859	74,944	71,776	88,322	71,485	24
5,621	6,258	2,584	18,598	10,394	52,938	63,311	48,718	45,476	45,846	25
95,800	68,748	67,587	102,317	96,046						26
650	300	67	830	834						27
96,202	103,298	110,246	89,188	108,362						28
3,604	3,957	2,647	3,024	3,823						29
					3,820	8,761	391	1,558	7,117	30
25,352	21,428	29,846	29,741	36,675						31
68	21,835	46	159	110						32
14,374	17,018	17,892	16,378	25,398						33
53,938	53,862	43,520	50,321	57,829						34

3-4 EDWARD VII., A. 1904

No. 11.—ITEMIZED STATEMENT showing the Values of Imports

ARTICLES.	ENTERED FOR HOME CONSUMPTION.					
	1902.			1903.		
	Quantity.	Value.	Duty.	Quantity.	Value.	Duty.
	\$	\$ cts.		\$	\$ cts.	
1 Bells, imported by and for the use of churches.....		59,750			37,825	
2 Bells and gongs, N.E.S.....		25,806	7,647 30		28,510	8,513 10
Billiard tables, viz:—						
3 Without pockets..... No.	196	7,309	2,514 63	357	20,522	6,223 72
4 With pockets..... "	21	1,849	563 27			
Total billiard tables..... "	217	9,158	3,077 90	357	20,522	6,223 72
5 Blacking, shoe and shoemaker's ink.....		23,490	5,741 93		21,336	5,199 95
6 Blinds of wood, metal or other material, not textile or paper.....		656	196 80		735	220 50
7 Blueing—laundry blueing, of all kinds.....	Lbs.	155,235	18,041 3,238 36		23,009	4,107 80
8 Boats, life and life saving apparatus specially imported by societies established to encourage the saving of human life.....			72		4	
9 Boats, open, pleasure, sail boats, skiffs and canoes.....	No.	273	15,202 3,764 67	215	30,865	7,594 26
10 Bolsters and pillows.....		2,778	809 80		8,838	2,591 80
11 Bones, crude, not manufactured, burned, calcined, ground or steamed.....	Cwt.	5,372	8,216	39,414	45,930	
12 Bone pitch, crude only.....			624		2,478	
13 Bone, manufactures of, N.E.S.....		10,349	1,990 02			
Books, periodicals, pamphlets, &c.:—						
14 Books, printed; periodicals and pamphlets, N.E.S.....		700,291	63,822 49		767,817	71,709 12
15 Novels or works of fiction, or literature of a similar character, unbound or paper bound, or in sheets, including freight rates for railways and telegraph rates, bound in book or pamphlet form, not including Christmas annuals or publications commonly known as juvenile and toy books.....		81,789	15,568 93		98,692	18,773 97
16 Bank notes, bonds, bills of exchange, cheques, promissory notes, drafts and all similar work unsigned, and cards and other commercial blank forms printed or lithographed, or printed from steel or copper or other plates, and other printed matter, N.E.S.....		58,441	19,629 46		76,324	25,548 82
17 Bibles, prayer-books, psalm and hymn books, &c.....		167,831			202,517	

SESSIONAL PAPER No. 10

into and Exports from Canada, &c.—Continued.

IMPORTS.					EXPORTS.					
Value.					Value.					
1899.	1900.	1901.	1902.	1903.	1899.	1900.	1901.	1902.	1903.	
\$	\$	\$	\$	\$	\$	\$	\$	\$	\$	
19,165	37,959	35,877	59,750	37,825						1
20,677	20,890	21,159	25,767	28,459						2
1,248	5,573	5,408	7,309	20,522						3
1,652	2,369	173	1,849							4
2,900	7,942	5,581	9,158	20,522						
27,532	21,663	21,202	23,635	21,364						5
662	407	256	655	735						6
18,663	16,900	20,127	18,825	23,379						7
			72	4						8
6,271	5,934	8,479	15,752	30,766						9
2,061	2,327	2,359	2,778	8,797						10
10,788	18,983	2,839	8,216	45,930	46,928	46,367	38,868	-29,541	32,228	11
321	545	424	624	2,478						12
22,176	37,111	14,122	10,394							13
681,493	654,621	728,098	700,047	768,907	130,418	173,391	160,060	179,877	205,293	14
71,904	86,515	90,089	82,026	98,681						15
29,535	38,762	65,014	64,754	77,734						16
143,882	143,786	163,267	167,834	202,517						17

3-4 EDWARD VII., A. 1904

No. 11.—ITEMIZED STATEMENT showing the Values of Imports

ARTICLES.	ENTERED FOR HOME CONSUMPTION.					
	1902.			1903.		
	Quantity.	Value.	Duty.	Quantity.	Value.	Duty.
		£	£ cts.		£	£ cts.
1 Books, periodicals, &c.— <i>Con.</i>						
1 Books printed by any government or by any scientific association, &c., and not for trade purposes.....		1,949			3,744	
2 Books, &c., for instruction of deaf and dumb and blind exclusively.....		386			153	
3 Books embossed, for the blind.						
4 Books not printed or reprinted in Canada, for use of colleges, &c., free libraries, college libraries, &c., and law societies, and being the property of the organized authorities of such library and not in any case the property of individuals, also books in print more than 12 years.....		189,867			226,761	
5 Books on the application of science to industries of all kinds, including books on agriculture, horticulture, mining, architecture, engineering, &c., and similar industrial books, also books printed in any language other than the English and French languages, or in any two languages not being the English and French, or in any three or more languages.....		64,026			84,835	
6 Charts and maps.....		13,198	2,402 31		19,770	3,423 85
7 Charts and maps for the use of schools for the blind.....		37				
8 Charts, admiralty.....		1,075			916	
9 Chromos, chromotypes, oleographs, or like work produced by any process other than hand painting or drawing, and having any advertisement or advertising matter printed, lithographed, or stamped thereon, or attached thereto, or other similar artistic work, lithographed printed or stamped on paper or cardboard for business or advertisement purposes, N. O.P.	Lbs.	8,374	2,877 1,256 10	19,174	3,732	2,846 70
10 Globes, geographical, topographical and astronomical.....		2,325			2,751	
11 Labels for fruit, vegetables, meat, fish and confectionery, &c.....		80,080	26,871 24		112,571	38,474 60
12 Manuscripts and insurance maps.....		3,226			2,292	
13 Newspapers or supplemental editions or parts thereof partly printed and intended to be completed and published in Canada.....					1,597	399 25

† Photographs.

SESSIONAL PAPER No. 10

into and Exports from Canada, &c.—Continued.

IMPORTS.					EXPORTS.					
Value.					Value.					
1899.	1900.	1901.	1902.	1903.	1899.	1900.	1901.	1902.	1903.	
\$	\$	\$	\$	\$	\$	\$	\$	\$	\$	
1,503	6,714	1,733	1,949	3,744					1	
{ 271	94	729	386	} 153					2	
82	216	15							3	
165,343	227,504	203,644	189,867	226,761					4	
22,770	46,010	48,391	64,026	84,835					5	
10,925	20,407	16,221	13,240	19,780					6	
42		1,316	37						7	
426	738	238	1,075	916					8	
2,828	4,056	1,326	2,877	3,732	+4,736	+5,340	+4,640	+4,369	+4,346	9
2,483	3,112	2,263	2,325	2,751						10
65,260	78,202	65,389	80,100	112,919						11
2,611	1,661	504	3,226	2,292						12
8	437			1,597						13

3-4 EDWARD VII., A. 1904

No. 11.—ITEMIZED STATEMENT showing the Values of Imports,

ARTICLES.		ENTERED FOR HOME CONSUMPTION.								
		1902.			1903.					
		Quantity.	Value.	Duty.	Quantity.	Value.	Duty.			
		\$	\$	cts.	\$	\$	cts.			
1	Books, periodicals, &c.— <i>Con.</i> Newspapers, and quarterly, monthly and semi-monthly magazines and weekly literary papers, unbound.....		145,809			159,471				
2	Pamphlets, advertising, pictorial show cards, illustrated advertising periodicals, illustrated price books, catalogues and price lists; advertising calendars and almanacs; patent medicine or other advertising circulars, fly sheets or pamphlets.....	Lbs.	320,224	76,531	46,960	80	395,187	87,901	57,871	25
3	Posters, advertising bills, and folders.....	"	101,498	24,254	14,906	88	127,018	25,811	18,676	31
4	Printed music bound or in sheets.....			47,672	4,417	68		76,177	7,079	46
	Total books, periodicals, &c.....		1,661,667	197,835	89			1,953,832	244,803	33
5	Boot, shoe and stay laces of any material.....			95,588	22,387	80		90,765	21,974	20
6	Boots and shoes and slippers of all kinds, except rubber and leather.....			51,283	11,890	79		82,161	19,543	21
7	Braces or suspenders, and metal parts of.....			93,413	29,011	91		99,328	31,028	73
	Breadstuffs, &c., viz.:—									
8	Arrowroot.....	Lbs.	23,497	1,368	222	64	11,658	786	117	10
9	Biscuits, sweetened, of all kinds.....	"	124,108	14,496	3,277	82	163,767	18,691	4,124	75
10	Biscuits of all kinds, not sweetened.....	"	244,057	13,498	3,192	64	249,897	14,964	3,571	75
11	Bread, unleavened, for religious purposes.....			4,328				6,651		
12	Macaroni and vermicelli.....	Lbs.	939,190	45,157	11,287	51	1,516,867	60,264	15,065	58
13	Rice, cleaned.....	"	14,505,042	301,970	158,892	74	17,506,383	365,497	186,365	13
14	" uncleaned, unhulled or paddy.....	"	10,766,009	140,784	40,536	69	14,480,946	206,018	53,360	92
15	Rice and sago flour and sago.....	"	1,103,786	17,652	3,417	25	1,426,038	20,603	3,722	99
16	Tapioca.....	"	2,924,610	65,941	11,648	22	3,347,925	59,717	10,670	90
17	All other breadstuffs, N.E.S.....			302,696	59,513	13		371,280	73,390	13
	Total breadstuffs, N.E.S.....		907,890	291,988	64			1,124,471	350,389	25
	Grain, viz.:—									
18	Barley.....	Bush.	8,629	3,691	1,080	50	2,609	1,644	432	60
19	Beans.....	"	11,610	21,939	1,741	10	25,103	39,303	3,764	65
20	Locust beans and locust bean meal.....	Lbs.	62,125	1,247			38,093	767		

SESSIONAL PAPER No. 10

into and Exports from Canada, &c.—*Continued.*

IMPORTS.					EXPORTS.					
Value.					Value.					
1899.	1900.	1901.	1902.	1903.	1899.	1900.	1901.	1902.	1903.	
\$	\$	\$	\$	\$	\$	\$	\$	\$	\$	
130,878	135,861	151,571	145,809	159,471						1
67,828	66,712	66,855	76,519	88,185						2
17,126	17,702	22,972	24,380	25,896						3
29,174	34,818	33,266	47,682	76,177						4
1,446,372	1,567,928	1,663,601	1,668,159	1,957,048	135,154	178,731	164,700	184,246	209,639	
61,440	65,570	85,442	95,284	93,209						5
58,050	46,045	74,144	54,630	81,224						6
72,992	65,969	70,635	93,163	99,285						7
1,006	788	1,594	1,206	827						8
14,714	19,581	16,132	14,219	18,787						9
23,291	16,198	13,708	13,498	14,951	23,652	22,742	29,166	30,177	33,571	10
2,581	3,983	3,783	4,328	6,651						11
33,863	35,580	35,574	44,671	64,186						12
232,642	226,896	317,020	298,295	371,887	10,789	536	5,692	2,595	870	13
183,115	187,947	178,547	146,728	276,874						14
19,731	38,994	8,482	15,827	19,786	35,942	22,230	25,541	20,546	18,917	15
36,940	56,221	53,650	67,083	62,774						16
190,140	125,716	186,971	300,314	375,725						17
648,023	711,904	815,461	906,169	1,212,448	70,383	45,508	60,399	53,318	53,358	
67,442	215,228	32,797	3,691	1,644	179,519	1,200,852	1,173,219	231,199	457,233	18
46,052	40,681	20,917	21,333	40,049	239,238	335,542	418,810	225,813	79,801	19
867	206	369	1,347	767						20

3-4 EDWARD VII., A. 1904

No. 11.—ITEMIZED STATEMENT showing the Values of Imports

ARTICLES.		ENTERED FOR HOME CONSUMPTION.						
		1902.			1903.			
		Quantity.	Value.	Duty.	Quantity.	Value.	Duty.	
		\$	\$ cts.	\$	\$ cts.			
Breadstuffs— <i>Concluded.</i>								
Grain— <i>Concluded.</i>								
1	Buckwheat.....	Bush.	35	29	3 50			
2	Indian corn for distillation..	"	474,795	286,993	35,609 62	813,275	480,602	
3	" " N.E.S.	"	4,485,072	2,480,397		6,033,898	3,250,329	
4	Oats.....	"	133,112	71,500	13,204 70	100,811	50,896	
5	Pease.....	"	9,663	15,426	966 30	6,406	14,531	
6	" split.....	"					640 60	
7	Rye.....	Bush.	2,038	981	203 80	430	296	
8	Wheat.....	"	148,326	89,407	17,799 18	84,931	57,794	
9	Grain, all other.....						10,191 72	
Total grain.....				2,971,710	70,608 70		3,896,162	86,149 41
Grain, products of, viz :—								
10	Malt.....	Bush.	100,438	69,076	15,057 70	101,491	76,594	
11	Bran, mill feed, &c.			104,519	20,903 80		108,011	
12	Buckwheat meal or flour....	Lbs.	56,922	1,928	142 31	96,045	2,835	
13	Indian or corn meal.....	Brls.	26,136	66,033	6,534 00	25,390	65,431	
14	Oatmeal.....	Lbs.	517,361	11,034	2,200 07	206,471	5,884	
15	Rye flour.....	Brls.	617	1,817	308 50	1,307	3,564	
16	Wheat flour.....	"	47,143	144,850	28,283 40	35,247	115,279	
17	Hominy, cracked, evaporated or dried corn.....			2,986	597 20		5,462	
18	Meal, all other.....						1,080 80	
19	Grain, flour and meal of all kinds, when damaged by water <i>in transitu</i>			5,884	872 27		52,443	
Total grain products.....				408,127	74,899 25		435,503	74,486 34
Total breadstuffs.....				4,287,727	437,496 59		5,456,136	511,025 00
Bricks, clays and tiles (<i>see</i> Earthen- ware :—								
20	Fire brick and stove linings, N.E.S.			45,608	8,786 17		34,522	
21	Fire brick for use exclusively in process of manufacture....	M.	20,740	329,116		25,078	482,794	
22	Bath brick.....			488	65 88		1,031	
23	Building brick.....	M.	4,087	33,802	6,635 14	2,881	28,493	
24	Paving brick.....	"	1,030	16,788	2,698 37	1,337	18,811	
25	China clay.....	Cwt.	136,609	54,531		173,244	61,931	
26	Fire clay, unmanufactured.....			64,541			94,509	
27	Manufactures of clay, N.O.P.....			20,065	3,586 59		17,574	
28	Pipe clay.....			337			203	
29	Clay, all other, N.E.S.....			21,312			19,773	
30	Drain tiles, not glazed.....			269	53 80		252	
31	Drain pipes and sewer pipes, chimney linings or vents and inverted blocks, glazed or un- glazed.....			55,261	18,754 29		57,100	
Total bricks, clays and tiles. .				641,918	40,580 24		816,993	37,658 04

SESSIONAL PAPER No. 10

into and Exports from Canada, &c.—Continued.

IMPORTS.					EXPORTS.					
Value.					Value					
1899.	1900.	1901.	1902.	1903.	1899.	1900.	1901.	1902.	1903.	
\$	\$	\$	\$	\$	\$	\$	\$	\$	\$	
49	72	41	29	178,637	146,055	227,717	175,517	175,394	1
9,245,038	7,163,485	6,648,081	2,770,456	3,737,383	6,441,495	4,758,778	5,507,245	1,287,789	1,085,601	2
292,060	422,977	946,511	131,818	70,651	3,536,937	2,489,048	3,103,575	2,104,883	2,632,886	3
10,321	23,763	16,160	20,748	18,010	1,837,303	2,003,164	2,490,931	1,591,686	4
.....	123,493	155,694	193,154	222,954	5
232,091	57,318	310,160	239,404	473,651	572,593	335,899	708,156	484,073	701,288	6
7,020,521	4,542,170	6,370,314	7,217,137	5,556,705	14,043,972	16,368,889	13,622,930	26,410,101	29,088,781	7
.....	3,926	1,260	1,954	15,985	3,299	8
.....	9
16,914,441	12,465,900	14,345,350	10,405,963	9,898,860	27,127,113	27,795,181	27,447,691	32,749,900	35,280,549
.....
52,340	57,530	66,329	68,121	75,896	3,326	10,939	3,563	5,706	7,415	10
64,318	74,266	90,493	104,519	108,628	168,120	145,206	243,215	237,178	242,100	11
3,559	5,152	2,410	1,928	2,835	12
82,275	76,413	57,684	66,033	65,431	3,961	2,496	1,719	4,369	5,191	13
42,314	23,551	63,376	12,413	20,584	396,568	474,991	467,807	344,332	538,149	14
3,654	3,428	3,403	1,714	3,568	45	9,821	15
233,534	181,899	156,009	155,544	111,056	3,145,874	2,800,347	4,030,746	3,969,135	4,700,651	16
.....
2,050	3,648	3,231	2,980	5,895	17
.....	5,288	5,225	31,402	42,124	29,791	18
.....
8,048	6,374	2,090	5,884	52,443	19
.....
492,092	432,261	445,025	419,136	446,336	3,723,137	3,449,204	4,778,497	4,612,665	5,523,297
.....
18,054,556	13,610,065	15,605,836	11,731,268	11,557,644	30,920,633	31,289,893	32,286,587	37,415,883	40,857,204
.....
38,487	39,535	32,831	45,608	34,581	20
.....
126,995	344,279	418,461	329,116	482,794	21
1,401	1,801	1,744	472	1,031	22
21,306	19,305	20,677	33,802	28,493	732	3,690	6,823	8,792	12,345	23
17,937	39,579	10,414	16,788	18,811	24
47,270	53,215	47,419	54,331	61,931	25
30,443	59,291	79,530	64,541	94,509	26
9,570	15,480	11,513	20,065	17,574	523	215	1,341	642	109	27
2,388	1,448	326	337	203	28
8,416	9,011	13,976	21,312	19,773	29
1,827	1,383	1,264	269	252	30
.....
32,071	37,766	54,842	55,238	57,100	31
.....
338,111	622,093	692,997	641,879	817,052	1,255	3,905	8,164	9,434	12,454

3-4 EDWARD VII., A. 1904

No 11.—ITEMIZED STATEMENT showing the Values of Imports

ARTICLES.	ENTERED FOR HOME CONSUMPTION.					
	1902.			1903.		
	Quantity.	Value.	Duty.	Quantity.	Value.	Duty.
		\$	\$ cts.		\$	\$ cts.
1 Brim moulds and moulds and skins for gold-beaters.....		598			692	
2 Bristles..... Lbs.	107,850	78,920		115,400	92,388	
3 British gum, dressine, sizing cream and enamel sizing..... "	1,409,336	53,322	5,132 29	1,557,204	67,022	6,536 21
4 Broom corn.....		202,487			165,231	
5 Brooms and whisks.....		3,815	758 22		3,002	596 03
6 Brushes.....		223,511	54,655 50		244,544	59,848 68
Total brooms and brushes.....		227,326	55,413 72		247,546	60,444 71
7 Bullion or gold fringe.....		4,315			4,001	
8 Buttons, all kinds, N.O.P.....		194,796	65,318 33		299,521	101,669 24
9 Buttons, pantaloons, wholly of metal..... Gross.	298,489	24,124	5,955 26	137,252	26,530	6,595 16
10 Shoe buttons, papier maché..... "	77,974	3,223		26,267	2,688	
11 Shoe buttons, N.E.S..... "	205	42	10 32	431	130	31 84
12 Lastings, mohair cloth, or other manufactures of cloth, imported by manufacturers of buttons for use in their own factories, and woven and made in patterns of such size, shape or form, and cut in such manner, as to be fit for covering buttons, exclusively.....		996			1,990	
Total buttons.....		223,181	71,283 91		330,859	108,296 24
Candles—						
13 Tallow..... Lbs.	257,248	26,541	6,406 98			
14 Paraffine wax..... "	51,120	5,752	1,677 90	83,377	9,025	2,649 30
15 All other, N.E.S..... "	651,061	69,201	16,645 56	839,999	86,822	20,643 10
Total candles..... "	959,429	101,494	24,730 44	923,376	95,847	23,292 40
Carpets, mats and rugs, N.E.S.—						
16 Carpeting, rugs, mats and matting of straw.....		44,225	11,042 26		60,668	15,155 25
17 Carpets, N.E.S..... Yds.	188,513	118,166	28,487 20	18,233	11,035	2,745 08
18 Cocoa carpeting, mats, rugs and matting.....		5,221	1,134 02		2,631	496 84
19 Mats and rugs, including door and carriage, N.E.S.....		131,317	38,126 38		171,429	49,617 22
Total carpets, mats and rugs, N.E.S.....		298,929	78,789 86		245,763	68,014 39
20 Carpet sweepers..... No.	2,860	9,067	2,720 10	6,102	11,504	3,451 20

SESSIONAL PAPER No. 10

into and Exports from Canada, &c.—Continued.

IMPORTS.					EXPORTS.					
Value.					Value.					
1899.	1900.	1901.	1902.	1903.	1899.	1900.	1901.	1902.	1903.	
\$	\$	\$	\$	\$	\$	\$	\$	\$	\$	
283	109	104	598	692						1
74,140	84,105	60,691	78,920	92,388						2
32,194	43,961	47,836	52,241	66,830						3
108,251	134,384	212,037	202,487	165,231						4
3,521	2,777	3,530	3,820	3,002						5
156,026	188,227	191,303	218,475	245,817						6
159,547	191,004	194,833	222,295	248,819						
2,645	4,319	4,370	4,315	4,001						7
122,237	152,549	150,528	194,851	299,414	180	329	291	202	772	8
26,869	31,865	26,022	24,142	26,530						9
2,626	3,718	2,494	3,223	2,688						10
198	1,599	415	42	130						11
1,095	523	1,145	996	1,990						12
153,025	190,254	180,604	223,254	330,752	180	329	291	202	772	
31,285	6,764	39,870	23,368							13
6,022	3,620	7,187	5,754	9,041						14
38,959	49,228	67,293	67,925	87,179	42	1,885	75	151	2,748	15
76,266	59,612	114,350	97,047	96,220	42	1,885	75	151	2,748	
21,360	40,624	40,044	55,254	60,035						16
87,384	119,235	137,900	119,045	11,040						17
4,035	6,289	2,323	4,783	2,631						18
84,547	105,585	113,907	133,406	173,904						19
197,326	271,733	294,174	312,488	247,610						
4,725	3,270	3,996	9,067	11,504						20

3-4 EDWARD VII., A. 1904

No. 11.—ITEMIZED STATEMENT showing the Values of Imports

ARTICLES.		ENTERED FOR HOME CONSUMPTION.					
		1902.			1903.		
		Quantity.	Value.	Duty.	Quantity.	Value.	Duty.
		\$	\$	cts.	\$	\$	cts.
Carriages—							
1	Farm wagons. No.	2,140	95,512	23,878 00	3,893	174,471	43,617 75
2	Freight wagons, drays and similar vehicles. " "	481	28,434	7,108 50	371	21,876	5,464 75
3	Buggies and carriages. " "	1,245	70,692	24,458 24	987	70,011	24,113 85
4	Pleasure carts and similar vehicles, N.E.S. " "	55	1,845	645 75			
5	Parts of above vehicles, including parts of cutters, children's carriages and sleds, N.O.P.		63,870	22,270 96		85,466	29,841 23
6	Railway passenger cars, 1st class. No.	16	38,200	11,460 00	12	26,179	7,853 70
7	Railway passenger cars, 2nd class. " "	2	1,340	402 00			
8	Railway passenger cars, tram or horse. " "	18	6,071	1,821 30	40	30,472	9,141 60
9	Railway box and flat cars. " "	992	443,931	133,179 30	270	51,834	15,550 20
10	Railway or road scrapers. " "	4,359	30,290	9,087 00		48,356	14,506 80
11	Parts of railway cars.		373,512	111,732 70		403,199	120,539 20
12	Sleighs and cutters. No.	496	11,996	3,062 50	626	12,714	3,263 30
13	Wheelbarrows, trucks and hand-carts. " "	12,978	45,189	13,544 50	12,473	64,500	19,342 90
14	Bicycles, tricycles and velocipedes, &c. " "	6,265	88,164	26,417 10	4,449	60,035	17,906 00
15	Bicycles and tricycles, parts of.		111,042	22,815 10		122,003	36,170 50
16	Children's carriages and sleds. No.	9,308	11,177	3,802 99		22,182	7,759 97
17	All other carriages, not otherwise enumerated.						
Total carriages.			1,421,265	425,685 94		1,193,298	355,071 75
18	Cash registers. No.	813	109,921	32,976 30	925	122,114	36,634 20
19	Celluloid, mfrs. of N.E.S.		22,806	4,329 32		34,990	6,624 87
20	Celluloid, moulded into sizes for handles of knives and forks, &c., also moulded celluloid balls and cylinders coated with tin foil or not, but not finished or further manufactured, and celluloid lamp shade blanks.		43	2 87		20	2 00
21	Celluloid, xylonite or xyolite in sheets and in lumps, blocks or balls, in the rough.		35,273			35,061	
22	Cement, hydraulic or waterlime. Cwt.	29,585	17,755	3,698 14	13,690	6,333	1,711 36
23	" Portland. " "	1,971,616	833,657	233,753 92	2,316,853	868,131	271,004 03
24	" N.E.S. " "		10,770	1,929 09		16,281	2,992 14
25	" manufactures, N.O.P.		1,464	290 93			
Total cement.			863,646	239,672 08		890,745	275,707 53

SESSIONAL PAPER No. 10

into and Exports from Canada, &c.—Continued.

IMPORTS.					EXPORTS.										
Value.					Value.										
1899.	1900.	1901.	1902.	1903.	1899.	1900.	1901.	1902.	1903.						
\$	\$	\$	\$	\$	\$	\$	\$	\$	\$						
78,033	56,482	42,151	95,512	174,411	4,212	9,759	6,814	11,564	15,555	1					
26,203	24,319	18,839	29,934	21,926						2					
47,047	41,928	64,389	71,192	71,998						24,164	20,050	20,131	24,497	41,201	3
7,665	5,240	1,603	3,220												6,806
27,585	34,111	31,919	63,870	85,466	3,925	6,733	16,489	27,476	20,766	5					
67,839	21,474	7,753	38,200	26,179											
775		15,850	1,340								7				
6,198	7,042	22,994	6,071	30,472						8					
32,362	125,787	276,997	443,931	61,558						9					
11,598	15,001	18,045	30,617	49,008						10					
209,139	442,992	188,995	371,346	403,199						11					
6,451	15,137	15,877	11,996	12,714						12					
25,399	40,446	42,338	44,894	63,796						13					
497,161	234,384	153,346	81,714	60,500	258,444	182,437	350,315	316,132	131,562	14					
319,421	342,122	212,787	125,350	122,283	40,071	19,892	58,271	95,228	47,745	15					
20,090	7,472	8,684	11,177	22,187						16					
					24,314	9,678	31,497	36,914	42,309	17					
1,382,966	1,413,937	1,122,567	1,430,364	1,205,697	361,936	255,638	491,300	527,726	310,695						
77,715	115,104	73,464	109,921	122,114						18					
16,382	19,643	22,481	22,608	35,340						19					
2		8	43	20						20					
22,772	27,136	31,270	35,273	35,061						21					
694	4,711	6,865	17,755	6,333	6,710	7,723	5,193	14,524	9,735	22					
471,951	501,521	600,544	861,751	901,063						23					
8,929	10,491	4,870	10,801	16,281						24					
2,797	3,870	3,489	1,464							25					
484,371	520,593	675,768	891,771	923,677	6,710	7,723	5,193	14,524	9,735						

3-4 EDWARD VII., A. 1904

No. 11—ITEMIZED STATEMENT showing the Values of Imports

ARTICLES.	ENTERED FOR HOME CONSUMPTION.					
	1902.			1903.		
	Quantity.	Value.	Duty.	Quantity.	Value.	Duty.
		\$	\$ cts.		\$	\$ cts.
1 Chronometers and compasses for ships		7,117			6,862	
2 Church vestments of any material		13,635	2,692 29		18,715	3,697 70
3 Cider, not clarified or refined.... Galls.	874	207	43 70	340	103	17 00
4 " clarified or refined.. " "	2,070	3,172	292 33	2,855	2,753	280 49
5 Clocks.....		230,714	57,097 15			
6 Clock keys and clock movements		3,281	750 60		270,116	67,165 16
Total clocks, &c., &c.....		233,995	57,757 75		270,116	67,165 16
7 Clothes wringers and parts thereof for domestic use..... No.	9,958	16,916	5,920 69	10,060	17,466	6,113 10
8 Cloths, not rubbered or made waterproof, whether of wool, cotton, union, silk or ramie, 60 inches or over in width and weighing not more than 7 oz. to the square yard, when imported exclusively for the manufacture of mackintosh clothing..... Yds.	347,141	70,371	7,037 10	465,380	92,285	9,320 65
9 Clothing and wearing apparel, N.O.P. (exports).....						
Coal and coke, &c.—						
10 Anthracite coal and dust..... Tons.	1,652,451	7,021,939		1,456,713	7,028,664	
11 Coal, bituminous..... "	3,047,392	5,712,058	1,698,435 92	3,511,412	7,776,717	1,849,898 84
12 " dust, N.E.S..... "	489,548	264,550	44,557 58	550,883	420,317	64,522 08
13 Charcoal.....					19,087	3,141 07
14 Cinders.....						
15 Coke..... Tons.	267,142	842,815		256,723	1,222,756	
Total coal, coke, &c..... "	5,456,533	13,841,362	1,652,983 50		16,467,541	1,917,471 99
16 Cocoanuts, imported from place of growth by vessels direct to a Canadian port..... No.	2,237,769	37,021	7,503 38	2,143,604	36,804	7,237 14
17 Cocoanuts, N.E.S..... "	157,999	4,332	1,579 99	98,908	2,883	989 08
18 Cocoanuts, desiccated, sweetened or not..... Lbs.	19,562	2,040	843 25	19,926	2,353	923 05
Total cocoanuts.....		43,393	9,926 62		42,040	9,149 27
19 Cocoa beans, not roasted, crushed or ground..... Lbs.	693,756	94,263		1,301,292	181,251	
20 Cocoa paste, chocolate paste, cocoas and cocoa butter, N.O.P. "	862,811	163,286	28,735 71	1,045,474	185,331	35,025 19
21 Cocoa shells and nibs, chocolate and other preparations of cocoa, N.E.S..... "	595,698	149,041	25,388 73	725,445	185,758	32,038 40
Total cocoa and preparations of..... "	2,152,265	406,590	54,124 44	3,072,211	552,340	67,063 59

SESSIONAL PAPER No. 10

into and Exports from Canada, &c.—Continued.

IMPORTS.					EXPORTS.				
Value.					Value.				
1899.	1900.	1901.	1902.	1903.	1899.	1900.	1901.	1902.	1903.
\$	\$	\$	\$	\$	\$	\$	\$	\$	\$
2,429	4,002	3,887	7,117	6,862					
13,476	11,563	12,526	13,152	20,123					
241	213	101	207	103	17	125	2,534	395	810
990	1,174	2,815	3,728	2,290					
184,667	192,912	204,871	230,599	270,717					
1,731	6,606	3,161	3,281						
186,398	199,518	208,032	233,790	270,717					
13,452	17,060	19,581	16,796	17,466					
27,796	45,051	50,486	70,631	98,045					
					48,017	190,372	664,111	110,455	140,984
6,490,509	6,602,912	7,923,950	7,021,939	7,028,664					
3,699,629	4,448,254	5,280,367	6,020,129	8,206,505	3,718,826	4,771,441	5,438,908	4,934,260	5,515,363
44,524	98,444	275,886	265,770	446,127					
				19,087	6,840	2,837	8,010	8,585	18,952
					50	66	10	75	490
362,826	506,839	680,138	842,815	1,222,756	16,484	33,770	192,910	184,525	130,784
10,597,488	11,656,449	14,160,341	14,150,653	16,923,139	3,742,200	4,808,114	5,639,833	5,127,445	5,665,589
24,367	26,405	34,860	37,130	37,795					
7,461	5,248	5,709	4,369	2,583					
437	3,775	4,136	2,007	2,353					
32,265	35,428	44,705	43,506	42,031					
99,387	117,761	163,216	94,263	181,251					
100,692	151,653	145,582	165,928	192,402					
107,498	121,407	129,619	154,160	187,617					
307,577	390,821	438,417	414,351	561,270					

1
2
3
4
5
6
7
8
9
10
11
12
13
14
15
16
17
18
19
20
21

3-4 EDWARD VII., A. 1904

No. 11.—ITEMIZED STATEMENT showing the Values of Imports

ARTICLES.		ENTERED FOR HOME CONSUMPTION.					
		1902.			1903.		
		Quantity.	Value.	Duty.	Quantity.	Value.	Duty.
		§	§ cts.		§	§ cts.	
1	Coffee, green, imported direct... Lbs.	5,345,691	452,434		5,698,338	467,980	
2	" " N.E.S..... "	523,348	54,936	5,493 60	497,497	55,002	
3	" extract of N. E. S., or substitutes therefor of all kinds..... "	62,299	5,293	1,772 21	101,990	9,152	
4	" roasted or ground, when not imported direct from country of growth and production..... "	276,532	54,493	10,966 58	232,745	41,016	
5	" roasted or ground, and imitations of and substitutes for, N.O.P..... "	137,080	15,732	2,741 52	153,542	17,651	
6	" condensed with milk..... "	216	30	6 00	23	17	
7	Chicory, raw or green..... "				90	4	
8	Chicory, kiln-dried roasted or ground..... "	101,860	3,958	3,250 25	80,740	3,226	
	Total coffee and imitations of, and chicory... "	6,447,026	586,876	24,230 16	6,764,965	594,048	
9	Coir and coir yarn..... "	161,297	8,280		61,971	2,929	
	Collars and cuffs:—						
10	Collars of cotton or linen, xylonite, xylolite or celluloid..... Doz.	93,270	89,948	28,398 61	152,506	143,464	
11	Cuffs of " "..... Pairs.	16,811	2,800	881 18	18,857	2,271	
	Total collars and cuffs.....		92,743	29,279 79		145,735	
12	Combs for dress and toilet, of all kinds.....		151,063	46,146 34		154,373	
13	Communion plate imported for the use of churches.....		11,283			14,763	
	Cordage and twine and manufactures of:—						
14	Binder twine, of hemp, jute manilla or sisal and of manilla and sisal mixed..... Lbs.	14,927,302	1,507,344		14,204,515	1,810,238	
15	Binder twine, articles for the manufacture of.....		245,515			347,585	
16	Cordage, cotton of, all kinds... Lbs.	106,433	12,551	2,976 62	82,285	10,352	
17	Cordage, N.E.S..... "	1,225,563	131,372	26,530 90			
18	Twine, of all kinds, N.E.S.... "	441,347	54,405	11,577 07	1,690,235	190,721	
19	Twine, manufactures of, viz.:— Hammocks and lawn tennis nets, sportsman's fish nets and other articles, N.O.P.....		19,640	5,820 40		21,216	
	Total cordage and twine and manufactures of.....		1,970,827	46,904 99		2,380,112	

SESSIONAL PAPER No. 10

into and Exports from Canada, &c.—Continued.

IMPORTS.					EXPORTS.				
Value.					Value.				
1899.	1900.	1901.	1902.	1903.	1899.	1900.	1901.	1902.	1903.
\$	\$	\$	\$	\$	\$	\$	\$	\$	\$
461,353	442,180	347,226	452,011	467,980	7,738	12,632	10,154	22,845	15,785
49,487	48,414	58,217	55,716	57,131					
3,938	4,278	6,684	5,213	9,341					
52,828	66,378	67,095	57,933	35,710					
4,867	5,226	10,830	15,729	20,920					
160	3,253	143	48	14					
19		1		4					
4,468	2,774	3,579	4,179	3,522					
577,120	572,503	493,775	590,829	594,622	7,738	12,632	10,154	22,845	15,785
6,885	6,757	2,667	8,280	2,929					
61,637	63,892	87,527	89,957	143,464					
2,043	2,644	1,373	2,800	2,271					
63,680	66,536	88,900	92,757	143,735					
123,218	153,249	127,196	151,046	154,206					
11,631	9,987	15,743	11,283	14,763					
818,412	866,892	928,096	1,507,344	1,810,238	141,170	183,409	175,026	256,896	165,030
68,775	32,256	89,475	245,515	347,585					
29,816	24,413	16,157	12,551	10,452					
30,180	43,318	78,065	133,558	192,825					
36,103	33,712	54,630	54,604						
12,052	13,557	15,257	19,634	21,216					
995,338	1,014,148	1,181,680	1,973,206	2,382,316	141,170	183,409	175,026	256,896	165,030

1
2
3
4
5
6
7
8
9
10
11
12
13
14
15
16
17
18

3-4 EDWARD VII., A. 1904

No. 11.—ITEMIZED STATEMENT showing the Values of Imports

ARTICLES.	ENTERED FOR HOME CONSUMPTION.					
	1902.			1903.		
	Quantity.	Value.	Duty.	Quantity.	Value.	Duty.
		\$	\$ cts.		\$	\$ cts.
1 Corsets		102,485	35,743 00		98,548	34,354 52
2 Corset clasps, busks, blanks, steels and corset wires, tipped or un-tipped. Lbs.	17,326	4,093	1,432 55		3,367	1,178 45
3 Costumes and scenery, theatrical.		8,975	1,795 00		9,933	2,004 20
4 Cotton and manufactures of (exports)						
5 Duck, gray or white, N.E.S. Yds.	349,232	52,204	11,343 54	298,951	41,652	9,023 06
6 Embroideries, white		364,688	90,819 12		418,481	104,356 02
7 White or bleached cotton fabrics, N.F.S. Yds.	10,354,170	753,752	143,719 53	12,394,015	841,191	154,957 48
8 Gray, unbleached cotton fabrics "	4,110,183	152,619	30,676 71	5,382,849	209,751	39,564 37
9 Bookbinder's cloth.		34,406			40,459	
10 Duck for belting and hose, imported by manufacturers of such articles for use in the manufacture thereof in their own factories.			137,501		273,934	
11 Printed or dyed cotton fabrics, N.O.P. Yds.	36,168,662	3,489,012	910,391 20	37,262,565	3,555,604	920,469 02
12 Jeans and coutilles and sateens, imported by corset and dress stay makers for use in their own factories. "	959,251	88,538	17,434 58	1,052,504	100,165	19,833 41
13 Handkerchiefs.		232,762	57,321 60		233,226	58,432 14
14 Batts, batting and sheet wadding. Lbs.	137,885	12,026	3,004 83	166,271	16,527	4,101 43
15 Knitting yarn, hosiery yarn or other cotton yarn. "	210,013	41,604	8,603 63	121,219	27,720	5,980 81
16 Cotton warp, N.E.S.	15,279	2,481	579 54		4,406	1,002 41
17 Warp on beams. Yds.	29,850	1,053	263 25			
18 Seamless bags. Lbs.	61,525	7,283	1,435 40		11,552	2,280 52
19 Sheets and bed quilts, and damask of cotton, N.O.P.		109,904	23,710 00		129,373	28,153 30
20 Shirts of cotton. Doz.	14,342	73,588	22,581 59	29,317	127,273	40,975 97
21 Sewing thread on spools.		255,045	53,109 09		300,038	63,346 58
22 Sewing cotton thread in hanks, 3 and 6 cords. Lbs.	594,755	346,629	34,725 00	669,528	401,469	40,153 45
23 Crochet cotton thread on spools or tubes or in balls.		24,707	5,916 51		33,642	7,660 57
24 All other cotton thread, N.E.S. Lbs.	3,657	636	145 17	6,953	2,385	486 43
25 Clothing.		372,214	118,267 13		407,014	128,666 19
26 Blouses and shirt waists.		14,959	5,187 59		51,564	17,815 40
27 Cotton bags made by the use of the needle, not otherwise provided for.		23,254	8,078 93		48,967	17,012 71
28 Belting of all kinds except leather or rubber.		58,782	9,679 45		80,250	13,894 86
29 Lampwicks.		11,270	2,676 60		8,648	2,063 84
30 Prunella.		3,544			2,168	
31 Shawls.		1,225	253 40		569	85 40
32 Socks and stockings doz. pairs.	88,419	107,054	32,995 04	167,229	209,601	66,782 68
33 Hosiery, N.E.S. "		110,705	36,194 41			
34 Tape, not dyed or coloured.		32,279	6,009 56		42,727	7,778 74
35 " dyed or coloured.		25,595	7,157 04		32,232	9,362 26
36 Towels.		34,315	7,088 00		60,409	12,529 40

SESSIONAL PAPER No. 10

into and Exports from Canada, &c.—Continued.

IMPORTS.					EXPORTS.					
Value.					Value.					
1899.	1900.	1901.	1902.	1903.	1899.	1900.	1901.	1902.	1903.	
\$	\$	\$	\$	\$	\$	\$	\$	\$	\$	
93,583	75,903	100,133	101,807	98,646						1
4,068	3,665	2,397	4,093	3,367						2
6,319	5,460	6,012	9,291	43,043						3
					422,470	423,564	581,732	1,170,739	615,710	4
33,133	53,117	64,380	54,719	41,118						5
177,109	297,892	316,473	366,522	414,740						6
486,637	512,396	577,551	751,809	843,924						7
66,935	130,318	473,204	125,732	206,246						8
29,955	34,346	31,887	34,406	40,459						9
84,288	119,883	102,316	137,501	273,934						10
3,091,489	3,304,729	2,952,858	3,482,253	3,589,338						11
93,708	114,210	104,500	88,538	100,165						12
159,872	144,881	200,597	233,409	233,516						13
9,983	17,971	14,947	12,026	16,527						14
64,100	99,581	92,215	41,604	27,662						15
{ 4,456	5,818	6,708	2,481	4,406						16
{ 731	1,360	1,625	1,053							17
{ 2,887	6,243	9,275	7,283	11,536						18
72,755	92,830	84,571	110,673	129,207						19
29,570	38,588	45,791	76,101	124,882						20
282,864	255,237	262,054	254,858	300,740						21
253,496	389,285	377,781	346,629	401,469						22
14,974	15,607	15,585	24,707	33,642						23
8,064	12,305	3,455	636	2,385						24
335,134	372,482	317,058	371,823	407,643						25
24,423	32,864	15,649	14,959	51,564						26
28,542	17,651	30,591	23,254	52,005						27
26,756	30,941	53,070	56,352	77,393						28
7,071	10,950	8,411	11,393	8,629						29
2,900	4,516	5,520	3,544	2,168						30
756	359	1,848	1,225	369						31
{ 76,194	93,019	92,892	106,218	209,165						32
{ 62,479	54,024	82,140	110,549							33
15,872	22,893	29,659	32,141	42,762						34
15,835	15,985	25,489	25,595	32,206						35
33,549	36,849	26,965	35,036	60,220						36

3-4 EDWARD VII., A. 1904

No. 11.—ITEMIZED STATEMENT showing the Values of Imports

ARTICLES.		ENTERED FOR HOME CONSUMPTION.					
		1902.			1903.		
		Quantity.	Value.	Duty.	Quantity.	Value.	Duty.
			§	§ cts.		§	§ cts.
1	Cotton and manufactures of— <i>Con.</i> Undershirts and drawers.....		7,539	2,435 56		31,724	10,795 76
2	Uncoloured cotton fabrics, bleached, viz.: Scrims and window scrims, cambric cloths, muslin apron checks, brilliants, cords, piques, diapers, lenos, mosquito nettings; Swiss, jaconet and cambric muslins, and plain, striped or checked lawns, Yds.	2,212,914	188,372	33,333 51	2,653,119	210,477	37,624 65
3	Velvets, velveteens, and plush fabrics, N. E. S. "	1,585,253	379,725	87,961 20	1,566,996	381,715	90,915 20
4	Cotton yarn, No. 40 and finer Lbs.	1,131,982	244,371		802,214	259,050	
5	Cotton yarn, polished or glazed, when imported by manufacturers of shoe laces for the manufacture of such goods in their own factories. "	14,007	4,702		15,271	3,261	
6	Cotton waste not dyed, &c. "	5,132,084	265,058		5,633,880	290,275	
7	Cotton wool or raw cotton. "	64,225,764	5,599,031		67,942,139	5,968,333	
8	Other articles made by the seamstress from cotton fabrics, N. O. P. "		75,740	24,200 59		99,574	32,382 19
Total cotton and manufactures of.			13,740,372	1,797,328 10		14,957,206	1,948 486 28
9	Crapes, black		20,261	3,018 94		16,555	2,471 59
10	Crucibles, clay or plumbago.		28,635			34,624	
11	Curtains and shams, when made up, trimmed or untrimmed.		477,762	131,080 14		589,649	162,207 53
12	Curling stones. No.	778	4,512		1,335	6,163	
13	Cyclometers and pedometers.		354	88 50		493	123 25
14	Dressing, harness, leather and shoe.		56,131	13,883 90		60,880	15,047 30
Drugs, dyes, chemicals and medicines:—							
15	Drugs, chemicals and medicines (exports).						
16	Dye stuffs, N. E. S. (exports).						
Acids—							
17	Acid boracic. Lbs.	88,735	4,938		106,937	5,843	
18	Acetic and pyroligneous, N. E. S., not exceeding proof strength. Galls.	12	3	1 80	11	8	1 65
19	Acetic and pyroligneous, in excess of the strength of proof. "	3,230	2,840	3,171 15	3,316	2,640	3,314 78
20	Acid, acetic and pyroligneous crude of any strength not exceeding 30 per cent. "	6,378	730	177 25	1,966	400	100 00
21	Acid phosphate, N. O. P. Lbs.	264,172	15,906	3,968 68	295,023	13,398	3,349 50
22	Acids, muriatic and nitric. "	467,143	8,200	1,637 94	72,990	4,053	808 13
23	Acid, oxalic. "	136,774	7,545		140,629	7,170	

SESSIONAL PAPER No. 10

into and Exports from Canada, &c.—Continued.

IMPORTS.					EXPORTS.					
Value.					Value.					
1899.	1900.	1901.	1902.	1903.	1899.	1900.	1901.	1902.	1903.	
\$	\$	\$	\$	\$	\$	\$	\$	\$	\$	
13,948	16,535	7,704	7,539	31,724						1
156,504	159,518	134,755	190,524	210,570						2
230,254	217,722	296,909	381,190	380,772						3
212,365	220,372	189,763	244,371	259,050						4
	1,240	2,997	4,702	3,261						5
171,638	279,647	267,431	265,058	290,275	41,540	59,781	72,809	55,940	63,230	6
3,129,579	4,229,198	4,773,993	5,599,031	5,968,333						7
60,233	39,998	73,101	78,168	100,732						8
9,561,048	11,503,360	12,173,718	13,715,612	14,934,767	464,010	483,345	654,541	1,226,679	678,940	
20,300	23,076	22,338	20,394	16,422						9
14,350	20,571	38,874	28,635	34,624						10
392,020	442,074	435,805	476,378	590,632						11
7,779	7,346	5,054	4,512	6,163						12
1,898	732	168	504	493						13
54,835	49,722	50,564	56,393	60,937						14
					290,952	327,367	685,410	981,133	1,165,457	15
					14,724	5,153	8,436	27,514	32,473	16
4,437	5,910	3,948	4,938	5,843						17
43	66	239	3	8						18
1,640	2,472	3,209	2,343	3,377						19
606	257	1,051	730	400						20
9,068	10,202	9,038	16,056	13,398						21
15,212	3,122	5,460	8,200	4,177						22
4,711	8,566	7,482	7,545	7,170						23

3-4 EDWARD VII., A. 1904

No. 11.—ITEMIZED STATEMENT showing the Values of Imports

ENTERED FOR HOME CONSUMPTION.

ARTICLES.	ENTERED FOR HOME CONSUMPTION.					
	1902.			1903.		
	Quantity.	Value.	Duty.	Quantity.	Value.	Duty.
	§	§	cts.	§	§	cts.
Drugs, dyes, chemicals, &c.— <i>Con.</i>						
1 Acid, sulphuric. Lbs.	420,731	4,626	1,152 92	102,314	2,332	576 42
2 Acids, mixed, N. E. S. "	18,981	890	177 83	162,282	6,514	1,302 80
3 Acid tannic, blood albumen		13,311			17,436	
4 Acid tartar emetic and gray tartar. Lbs.	31,944	6,611		39,315	5,939	
5 Acids, all other, N. E. S. "	416,331	47,157	7,954 57	291,740	36,693	6,093 34
6 Alum in bulk only, ground or unground and alum cake. "	4,841,957	54,092		6,041,234	62,998	
7 Alumina, sulphate of "	3,460,180	115,310		2,781,931	66,528	
8 Ammonia, sulphate of "	595,645	13,758		256,149	7,659	
9 " nitrate of "	29,252	2,076		47,051	2,770	
10 Aniline dyes, N. O. P., in packages less than 1 lb. weight "	5,026	347	66 24	61	29	5 80
11 Aniline dyes and coal tar dyes in bulk or packages of not less than 1 lb. "	1,006,720	331,844		1,142,756	368,483	
12 Alazarine and artificial alazarine "	107,445	11,893		76,630	16,433	
13 Aniline salts and arseniate of aniline. "	231,918	20,330		326,897	32,837	
14 Aniline oil, crude "	10,464	1,010		44,731	3,546	
15 Annatto, liquid or solid. "	68,199	11,789		67,620	8,362	
16 Antiseptic surgical dressing		37,879	7,212 39		47,852	9,129 54
17 Antimony, or regulus of, not ground, pulverized or otherwise manufactured Lbs.	248,373	16,821		642,164	46,542	
18 Antimony salts. "	256,449	22,455		225,982	18,892	
19 Argols or argal. "	11,647	1,987		14,183	2,692	
20 Arsenic. "	106,857	6,004		298,375	11,824	
21 Bacteriological products or serums for sub-cutaneous injections.		31,411			47,497	
Beans, viz.:—						
22 Nux-Vomica, crude only Lbs.	2,596	126		529	16	
23 Tonquin, crude only. "	2,698	1,821		2,288	1,225	
24 Vanilla, crude. "	6,046	22,994		7,333	22,729	
25 Berries for dyeing, or used for composing dyes. "	3,990	199				
26 Borax, ground or unground, in bulk of not less than 25 lbs. "	2,186,787	73,725		2,393,358	75,093	
27 Brinstone, crude, or in roll or flour, and sulphur crude, in roll or flour "	24,640,735	325,307		24,412,737	259,123	
28 Bromine "	4,658	1,952		2,122	795	
29 Burgundy pitch. "	1,043	36		1,180	33	
30 Camwood and sumac and extract thereof. "	681,712	15,816		862,948	20,001	
31 Caynogen or compound of bromine and potassium for reducing metals in mining operations "	1,125	821		75	28	
32 Chloralum or chloride of aluminium "	2,056	45		45,943	20,153	
33 Chloride of lime, in packages of not less than 25 lbs. "	3,979,318	57,082		4,637,386	59,455	

SESSIONAL PAPER No. 10

into and Exports from Canada, &c.—Continued.

IMPORTS.					EXPORTS.					
Value.					Value.					
1899.	1900.	1901.	1902.	1903.	1899.	1900.	1901.	1902.	1903.	
\$	\$	\$	\$	\$	\$	\$	\$	\$	\$	
2,427	7,066	5,325	5,091	2,272	104	67	1,091	1,044	3,270	1
37,434	22,397	4,811	890	6,514	2
2,940	6,083	13,233	13,311	17,436	3
2,111	1,586	1,277	6,611	5,939	4
34,746	35,511	45,708	50,182	39,214	5
41,387	47,491	43,693	54,092	62,998	6
9,266	10,347	8,787	115,310	66,528	7
108,325	6,137	11,857	13,758	7,659	8
681	1,678	3,753	2,076	2,770	9
556	2,353	146	347	29	10
159,143	285,571	279,736	331,844	368,483	11
20,£16	15,375	10,400	11,893	16,433	12
10,464	13,984	15,200	20,330	32,837	13
655	969	1,430	1,010	3,546	14
11,438	11,129	11,247	11,789	8,362	15
21,386	33,901	39,526	38,049	47,978	16
12,890	15,064	7,799	16,821	46,542	17
3,961	4,937	16,915	22,455	18,892	18
1,885	1,961	2,378	1,987	2,692	19
24,203	11,035	8,361	6,004	11,824	20
10,572	16,673	21,453	31,411	47,497	21
100	28	10	126	16	22
2,261	2,604	1,844	1,821	1,225	23
26,997	23,680	25,544	22,994	22,729	24
490	269	17	199	25
65,664	78,445	64,720	73,725	75,093	26
265,799	215,433	270,608	325,307	259,123	27
430	33	854	1,952	795	28
21	55	3	36	33	29
15,969	15,573	15,917	15,816	20,001	30
933	919	1,251	821	28	31
707	2,959	19	45	20,153	32
50,801	65,224	54,136	57,082	59,455	33

3-4 EDWARD VII., A. 1904

No. 11.—ITEMIZED STATEMENT showing the Values of Imports

ARTICLES.		ENTERED FOR HOME CONSUMPTION					
		1902.			1903.		
		Quantity.	Value.	Duty.	Quantity.	Value.	Duty.
	\$	\$	cts.	\$	\$	cts.	
Drugs, dyes, chemicals, &c.— <i>Con.</i>							
1	Cochineal Lbs.	6,658	1,823		1,007	225	
2	Cream of tartar in crystals "	1,080,116	163,514		1,015,376	167,780	
3	Dragon's blood "	162	124		65	62	
4	Dyes, patent, prepared "	12,895	1,672		29,458	4,998	
5	Drugs, crude, such as barks, beans, flowers, roots, berries, balsams, buds, bulbs, fruits, insects, grains gums and gum resins, &c., not edible but in crude state, and not advanced in value by any process of manufacture, N.O.P.		78,408			85,783	
6	Dyeing or tanning articles in a crude state used in dyeing or tanning, N.E.S. Lbs.	1,583,929	52,102		425,474	28,938	
7	Logwood and fustic, ground, and ground oak bark "	521,028	12,321		553,988	7,741	
8	Extract of logwood fustic oak and oak bark and quebracho "	9,468,023	332,108		12,968,112	453,204	
9	Extract of hemlock bark						
Flowers, leaves and roots :—							
10	Roots, medicinal, viz.: alkanet, crude, crushed or ground aconite, calumba, foliæ digitalis, gentian ginseng, jalap, ipecacuanha, iris, orris root, liquorice, sarsaparilla, squills, taraxacum, rhubarb and valerian, unground		6,570			6,060	
11	Gelatine and isinglass Lbs.	200,883	56,464	13,057 20	198,513	60,600	14,083 53
12	Glycerine, N.E.S. "	868,314	102,292	13,945 54	779,897	95,448	12,963 62
13	" for explosives "	865,501	95,626	7,295 58	1,171,588	137,590	10,106 49
Gums :—							
14	Amber, Arabic, Australian, chicle or sappato gum crude, copal, damiar, kaurie, mastic, sandaric, senegal, shellac, white shellac in gum or flake, for manufacturing purposes, and gum tragacanth, gum gedda and gum barberry "	4,711,759	881,801		4,398,131	878,057	
15	Camphor "	65,424	18,009	3,112 32	43,035	22,372	3,925 17
16	Opium, crude "	72,059	250,005	49,709 66	61,965	187,997	44,163 00
17	Opium, powdered "	220	602	210 15	182	490	183 15
18	Other, N.E.S. "	10,868	2,427	485 40	10,860	2,785	519 93
19	Hemp bleaching compound when imported by manufacturers of rope to be used in their own factories for the manufacture of rope, O.C.		127				
20	Indigo Lbs.	50,572	32,652		62,946	29,731	
21	" auxiliary or zinc dust "	154,935	2,536		309,670	4,937	

SESSIONAL PAPER No. 10

into and Exports from Canada, &c.—Continued.

IMPORTS.					EXPORTS.				
Value.					Value.				
1899.	1900.	1901.	1902.	1903.	1899.	1900.	1901.	1902.	1903.
\$	\$	\$	\$	\$	\$	\$	\$	\$	\$
1,708	1,048	767	1,823	225					
116,632	134,852	167,611	163,514	167,780					
124	330	511	124	62					
2,834	5,896	1,876	1,672	4,998					
73,914	75,188	99,610	78,408	85,783					
42,332	31,812	41,883	52,102	28,938					
16,412	11,380	11,193	12,321	7,741					
160,335	196,637	209,585	332,108	453,204					
					77,607	64,405	57,321	72,240	58,359
4,578	5,499	4,216	6,570	6,060					
48,524	57,945	51,046	57,071	56,986					
51,327	71,231	98,194	102,850	94,931					
62,250	109,206	114,458	130,858	113,940					
224,745	243,504	664,932	881,801	878,057					
12,769	14,922	14,852	18,998	23,552					
194,488	196,076	309,858	249,888	196,315					
665	571	468	602	490					
1,467	1,720	2,531	2,427	2,785					
			127						
79,651	39,980	55,210	32,652	29,731					
2,803	24,473	5,452	2,536	4,937					

3-4 EDWARD VII., A. 1904

No. 11.—ITEMIZED STATEMENT showing the Values of Imports

ARTICLES.		ENTERED FOR HOME CONSUMPTION.					
		1902.			1903.		
		Quantity.	Value.	Duty.	Quantity.	Value.	Duty.
		\$	\$	cts.	\$	\$	cts.
Drugs, dyes, chemicals, &c.— <i>Con.</i>							
1	Indigo paste and extract of.... Lbs.	54,854	11,201	34,336	5,468
2	Iodine, crude..... "	2,375	4,445	4,612	7,247
3	Iron liquor, solution of acetate or nitrate of iron for dyeing and calico printing.....		1,980		2,854
4	Lac, crude, seed, button, stick and shell..... Lbs.	100	17	145	32
5	Liquorice, in paste, rolls or sticks..... "	1,793,114	124,224	24,739 09	2,036,018	144,139	28,649 29
6	Litmus and all lichens, pre- pared and not prepared.....		
7	Madder and munjeet, or In- dian madder, ground or pre- pared, and all extracts of.....		1,495		12
8	Magnesia..... Lbs.	74,736	3,007	532 35	71,609	3,423	587 40
9	Malt, extract of (non-alcoholic), for medicinal and baking purposes.....		7,712	1,857 08		12,608	3,096 67
10	Manganese, oxide of..... Lbs.	476,331	5,360	279,611	8,051
11	Morphine..... Oz.	3,071	3,655	515 99	10,200	10,680	1,452 13
12	Musk, in pods or in grain..... "	231	2,407	125	1,696
13	Nut galls and extracts thereof. Lbs.	4,448	927	9,951	1,727
14	Opium, prepared for smoking.....		
15	Ottar or attar of roses, and oil of roses..... Oz.	1,602	6,705	1,380	5,910
16	Persis, or extract of archill and cud-bear..... Lbs.	287	17	1,799	154
17	Phosphorus..... "	5,548	520	345	267
18	Precipitate of copper, crude..... "	8,027	1,235	11,834	1,187
19	Proprietary medicines, in liquid form, containing alcohol.....		72,954	36,477 00		69,961	34,980 50
20	Proprietary medicines, N.O.P.....		315,608	73,406 29		372,398	86,658 33
Potassa or potash—							
21	Potash, chlorate of, not fur- ther prepared than ground and free from admixture with any other substance.. Lbs.	100,578	6,557	265,977	13,802
22	Potash, caustic..... "	237,532	10,584	231,367	9,890
23	" German mineral..... "	45,420	1,524	67,633	1,611
24	" muriate and bichro- mate of, crude..... "	1,176,021	44,914	1,445,768	56,188
25	" or potassa, bicarbon- ate of, or saleratus..... "	154,195	2,741	512 41	17,338	1,342	230 79
26	" nitrate of, or salpêtre.....	1,521,816	61,559	2,017,938	85,311
27	" prussiate of, red and yellow..... "	139,375	13,467	241,919	25,289
28	" potassium, cyanide of..... "	105,039	20,214	65,883	9,873
29	Quicksilver..... "	97,283	56,615	164,968	91,625
30	Quinine, salts of..... Oz.	88,086	26,149	93,171	23,145
31	Red liquor, a crude acetate of aluminum, prepared from py- roligneous acid for dyeing and calico printing.....		434		497
32	Saffron and safflower and ex- tract of, and saffron cake.... Lbs.	249	116	113	157
33	Sal ammoniac..... "	171,977	9,460	250,664	13,366
34	Soda, bicarbonate of..... "	4,699,677	66,364	11,535 37	5,089,396	74,177	13,196 21

SESSIONAL PAPER No. 10

into and Exports from Canada, &c.—Continued.

IMPORTS.					EXPORTS.				
Value.					Value.				
1899.	1900.	1901.	1902.	1903.	1899.	1900.	1901.	1902.	1903.
\$	\$	\$	\$	\$	\$	\$	\$	\$	\$
3,921	4,814	4,310	11,201	5,468					1
1,291	941	7,801	4,445	7,247					2
1,853	1,244	1,563	1,930	2,854					3
29		7	17	32					4
126,293	104,660	112,103	132,560	147,274					5
36		2							6
2,000	749	503	1,495	12					7
3,941	3,191	3,880	3,007	3,451					8
6,125	4,735	5,710	7,696	12,688					9
5,539	4,155	8,176	5,360	8,051					10
3,148	2,192	4,305	3,655	10,680					11
1,545	2,410	757	2,407	1,696					12
1,065	1,488	982	927	1,727					13
10	45			8,688					14
7,748	6,416	8,255	6,705	5,910					15
114			17	154					16
478	852	3,438	520	267					17
497	757	1,993	1,235	1,187					18
68,657	68,650	72,706	75,086	69,258					19
262,538	277,008	306,011	315,455	387,329					20
4,810	5,270	7,224	6,557	13,802					21
5,234	8,175	4,078	10,584	9,890					22
576	7,153	2,991	1,524	1,611					23
32,999	38,919	28,700	44,914	56,188					24
1,405	833	457	2,763	1,297					25
65,186	52,235	46,804	61,539	85,511					26
8,558	5,021	3,474	13,467	25,289					27
14,795	8,456	12,519	20,214	9,873					28
51,695	51,987	94,564	56,615	91,625					29
24,331	23,094	36,436	26,149	23,145					30
1,566	1,737	364	434	497					31
347	905	295	116	157					32
5,062	6,987	9,459	9,460	13,366					33
70,631	67,403	64,846	66,106	73,761					34

3-4 EDWARD VII., A. 1904

No. 11.—ITEMIZED STATEMENT showing the Values of Imports

ARTICLES.	ENTERED FOR HOME CONSUMPTION.					
	1902.			1903.		
	Quantity.	Value.	Duty.	Quantity.	Value.	Duty.
		§	§ cts.		§	§ cts.
Drugs, dyes, chemicals, &c.— <i>Con.</i>						
1 Soda, nitrate of, soda ash, soda caustic, bichromate of soda, sal soda and silicate of soda, in crystals or in solution Lbs.	35,881,930	447,273	45,232,704	603,136
2 Soda, nitrite of "	1,427,382	29,647	55,953	2,750
3 Soda chlorate and bisulphite of "	451,692	11,773	558,886	13,189
4 Soda, sulphate of, crude, known as salt cake "	77,284	792	292,580	1,905
5 Sodium, sulphide of, arseniate, binarsenate, chloride and stannate of soda "	302,698	6,390	397,253	6,646
6 Spirits, and strong waters of any kind mixed with any ingredient or ingredients, and known or designated as anodynes, elixirs, essences, extracts, lotions, tinctures or medicines, N.E.S. Galls.	2,057	13,616	9,024 95	1,509	10,599	6,801 30
7 Medicinal or medicated wines containing not more than 40 p.c. of proof spirits "	2,063	5,818	3,094 50	2,502	6,729	3,753 00
8 Sulphate of iron (copperas) Lbs.	1,278,360	4,337	387,598	1,860
9 Sulphate of copper (blue vitrol) "	1,566,514	67,719	2,227,983	89,349
10 Sulphuric ether, chloroform and solutions of peroxides of hydrogen "	65,861	18,984	4,267 26	80,567	22,717	5,069 18
11 Tartaric acid crystal "	96,690	22,312	120,256	24,071
12 Terra japonica, gambier or cutch "	408,852	21,693	674,725	35,987
13 Turmeric "	31,688	2,055	47,345	2,520
14 Vaseline and all similar preparations of petroleum, for toilet, medicinal or other purposes "	209,974	8,450	2,954 12	11,666	4,078 56
15 Verdigris or sub-acetate of copper, dry "	441	78	2,012	427
16 Zinc, salts of "	134,998	4,467	113,659	4,591
17 All other drugs, dyes and chemicals, &c., not otherwise provided for	515,143	92,904 41	519,072	94,809 92
Total drugs, dyes, chemicals, &c.	5,447,525	375,157 44	5,892,320	393,990 13
Earthenware and china: (See bricks and tiles).—						
18 Baths, tubs and washstands of earthenware, stone, cement or clay, or other material, N.O.P.	78,957	23,487 00	77,239	23,055 90
19 Brown or coloured earthenware and stoneware, and Rockingham ware	24,377	6,295 70	36,864	9,244 70
20 Decorated, printed or sponged, and all earthenware, N.E.S.	368,971	78,458 70	493,975	105,346 80
21 Demijohns, churns or crocks	9,164	2,587 90	10,800	3,207 50
22 White granite or ironstone ware, and C. C. or cream coloured ware	177,667	36,154 50	224,959	46,657 40

SESSIONAL PAPER No. 10

into and Exports from Canada, &c.—Continued.

IMPORTS.					EXPORTS.				
Value.					Value.				
1899.	1900.	1901.	1902.	1903.	1899.	1900.	1901.	1902.	1903.
\$	\$	\$	\$	\$	\$	\$	\$	\$	\$
346,063	403,427	509,278	447,273	603,136					1
17,916	33,567	29,408	29,647	2,750					2
35,000	8,407	5,183	11,773	13,189					3
1,430	590	87	792	1,905					4
6,670	7,542	7,490	6,390	6,646					5
8,715	10,335	10,586	14,559	10,650					6
5,931	6,328	4,628	6,174	6,137					7
6,732	3,640	14,330	4,337	1,860					8
61,749	87,847	73,190	67,710	89,349					9
12,593	14,212	17,294	19,301	23,037					10
22,057	16,251	24,513	22,312	24,071					11
17,199	20,917	19,878	21,693	35,987					12
1,045	1,333	2,445	2,055	2,520					13
8,259	10,565	8,588	8,434	11,666					14
2,744	67	460	78	427					15
3,579	4,039	5,359	4,467	4,591					16
506,474	525,386	563,999	552,102	541,295					17
3,928,522	4,126,271	5,019,067	5,536,729	5,927,585	383,387	396,992	752,258	1,081,951	1,259,559
23,896	25,012	22,585	78,332	77,239					18
12,210	11,776	19,328	24,377	36,866					19
241,493	240,551	274,764	355,770	485,041					20
3,133	6,617	969	9,196	10,792					21
201,286	199,257	226,916	153,548	215,978					22

3-4 EDWARD VII., A. 1904

No. 11.—ITEMIZED STATEMENT showing the Values of Imports

ARTICLES.		ENTERED FOR HOME CONSUMPTION.					
		1902.			1903.		
		Quantity.	Value.	Duty.	Quantity.	Value.	Duty.
		\$	\$ cts.		\$	\$ cts.	
1	Earthenware and china— <i>Con.</i>						
2	China and porcelain ware.....	351,330	98,062 20	378,854	106,643 60	
3	Earthenware tiles.....	33,914	12,287 53	47,078	15,097 52	
	Manufactures of earthenware, N.E.S.....	225,713	55,938 20	136,841	35,980 10	
	Total earthenware and china.....	1,275,093	313,221 73	1,406,610	345,233 52	
4	Elastic, round or flat, including garter elastic.....	98,693	25,469 58	95,949	25,035 82	
	Electric apparatus :—						
5	Electric light carbons and car- bon points of all kinds, N. E.S..... M.	3,761	29,250 10,237 38	4,894	42,313	14,761 25	
6	Electric light carbons over 6 inches in circumference..... No.	377,693	48,086 7,212 90	245,172	32,766	4,914 90	
7	Electric apparatus, N.E.S. in- sulators, of all kinds, &c., electric and galvanic batte- ries, telephones and telegraph instruments.....	963,096	240,176 84	1,149,763	284,286 75	
8	Electric motors, generators, dynamos and sockets.....	332,484	82,919 17	424,159	105,546 50	
	Total electric apparatus.....	1,372,916	340,546 29	1,649,001	409,509 40	
9	Embroideries, N.O.P.....	59,228	19,776 78	91,139	29,773 05	
10	Emery, in bulk, crushed or ground.....	14,476	18,058	
11	Emery wheels and manufactures of emery.....	23,892	5,931 85	22,177	5,517 27	
	Fancy goods, viz :—						
12	Alabaster, spar, amber, terra cotta or composition orna- ments.....	4,896	1,625 46	1,540	469 71	
13	Bead ornaments and statuettes, N.E.S.....	56,238	19,491 82	84,612	29,516 73	
14	Boxes, fancy, ornamental cases and writing desks, &c.....	64,275	21,584 96	76,093	25,352 43	
15	Braids, bracelets, cords, fringes, tassels, &c.....	400,881	133,909 25	520,282	177,661 96	
16	Cases for jewellery, watches, silverware, plated ware and cutlery.....	7,527	2,513 74	13,140	4,411 07	
17	Fancy manufactures of bone, shell, horn and ivory, N.E.S.....	521	136 03	733	239 05	
18	Fans.....	9,290	3,251 50	8,254	2,897 55	
19	Flowers, artificial.....	179,589	40,083 45	161,511	36,937 61	
20	Feathers, fancy, undressed.....	2,153	429 87	6,131	1,226 20	
21	" " N.E.S.....	106,368	27,530 40	128,545	33,285 90	
22	" ostrich and vulture, dressed.....	129,909	31,462 40	179,621	43,102 80	
23	Ivory or bone dice, draughts, chessmen, &c.....	16	3 20	694	130 02	

SESSIONAL PAPER No. 10

into and Exports from Canada, &c.—Continued.

IMPORTS.					EXPORTS.				
Value.					Value.				
1899.	1900.	1901.	1902.	1903.	1899.	1900.	1901.	1902.	1903.
\$	\$	\$	\$	\$	\$	\$	\$	\$	\$
261,214	264,989	336,093	342,479	375,951					1
31,866	47,295	33,664	39,111	47,938					2
128,348	170,757	224,739	225,173	136,645					3
903,446	966,254	1,139,058	1,227,986	1,386,450					
83,631	91,974	79,540	98,673	95,852					4
13,936	24,309	24,895	29,122	42,313					5
6,343	8,240	6,989	48,086	32,766					6
									48,451
413,746	612,050	619,131	962,900	1,144,246					7
120,865	230,729	287,045	332,914	427,164					8
554,890	875,328	938,060	1,373,022	1,646,489					48,451
47,703	55,254	57,742	62,760	92,631					9
21,454	19,312	16,311	14,476	18,058					10
22,430	25,570	22,805	23,946	22,135					11
3,048	3,530	3,570	4,947	1,540					12
40,291	38,394	50,270	56,961	85,824					13
63,540	65,093	73,310	64,377	77,054					14
382,831	404,388	387,760	404,892	517,976					15
8,112	8,556	6,063	7,527	13,140					16
1,232	1,136	684	521	733					17
7,875	8,836	8,699	9,503	8,209					18
194,136	173,793	141,039	179,022	161,626					19
6,731	22,017	9,760	2,153	6,029					20
243,554	216,354	95,764	106,453	128,804					21
32,739	52,829	113,308	129,935	179,621					22
402	582	23	16	694					23

3-4 EDWARD VII., A. 1904

No. 11.—ITEMIZED STATEMENT showing the Values of Imports

ARTICLES.		ENTERED FOR HOME CONSUMPTION.							
		1902.			1903.				
		Quantity.	Value.	Duty.	Quantity.	Value.	Duty.		
Fancy goods— <i>Con.</i>			\$	\$	cts.		\$	\$	cts.
1	Laces, lace collars and similar goods, lace nets and netting of cotton, linen, silk and other material		966,174	289,976	40		1,195,803	360,636	53
2	Millinery, N.O.P.		1,714	546	68		4,161	1,272	68
3	Toys and dolls of all kinds.....		275,242	95,446	61		307,699	106,982	61
4	All other, N.E.S.....		13,915	4,624	15		14,315	4,910	28
Total fancy goods			2,218,708	672,616	92		2,703,134	829,033	13
5	Fashion plates, tailors', milliners' and mantle-makers'		3,865				3,959		
6	Featherbone, in coils		339	63	93		87	16	40
7	Feathers, bed and other, N.E.S.		26,276	5,695	10		32,008	6,899	80
8	Felt adhesive, for sheathing vests		705				1,848		
Fertilizers, manure, &c.:—									
9	Fertilizers, compounded or manufactured		84,996	8,291	19		112,236	11,061	88
10	Guano and other animal manures	Cwt.	5,400	6,549		2,590	9,397		
11	Manures, vegetable.....	"	40	10		227	211		
12	Bone dust, bone black or charred bone and bone ash.....	"	69,883	87,338		47,613	63,190		
13	Kainite or German Potash salts for fertilizers.....	Lbs.	187,360	2,650		570,268	2,546		
14	Phosphates, rock.....		15,370				19,058		
15	Fertilizers, uncompounded or unmanufactured, N.E.S.....		11,537				18,542		
Total fertilizers			208,450	8,291	19		225,200	11,061	88
16	Fireworks, firecrackers and torpedoes, all kinds.....		19,780	4,941	25		23,311	5,827	75
Fisheries, articles for the use of, viz.:—									
17	Bank, cod, pollock and mackerel fish lines; and mackerel, herring, salmon, seal, seine, mullet, net and trawl twine in hanks or coil, barked or not,—in variety of sizes and threads,—including gilling thread in balls, and head ropes, barked marline, and net morsels of cotton, hemp or flax, and deep sea fishing nets or seines, when used exclusively for the fisheries, and not including lines or nets commonly used for sportsman's purposes.		682,772				705,020		
18	Fish hooks for deep sea or lake fishing, not smaller in size than No. 2-0, not including hooks commonly used for sportsman's purposes		12,485				25,045		

SESSIONAL PAPER No. 10

into and Exports from Canada, &c.—Continued.

IMPORTS.					EXPORTS.					
Value.					Value.					
1899.	1900.	1901.	1902.	1903.	1899.	1900.	1901.	1902.	1903.	
\$	\$	\$	\$	\$	\$	\$	\$	\$	\$	
621,967	693,735	797,497	969,807	1,201,175						1
4,906	3,044	6,152	1,714	4,189						2
182,453	199,305	230,369	273,203	312,874						3
7,903	12,315	6,364	13,915	14,315						4
1,801,720	1,903,907	1,930,722	2,224,946	2,713,803						
4,278	4,256	5,360	3,865	3,959						5
17	21	566	339	87						6
13,496	17,761	19,638	26,277	32,110						7
833	928	585	705	1,848	2,974	5,307	11,670	1,330	6,180	8
59,602	67,363	74,208	84,996	112,256	52,588	51,410	37,877	61,881	116,474	9
3,902	3,326	5,623	6,549	9,397						10
67		289	10	211						11
17,582	32,249	52,983	87,338	63,190						12
777	2,339	1,281	2,650	2,546						13
5,669	6,485	19,977	15,370	19,058	9,290	2,285	120	1,880	20	14
18,794	21,611	26,679	11,537	18,542						15
106,393	133,373	181,040	208,450	225,200	61,878	53,695	37,997	63,761	116,494	
14,747	19,232	18,446	19,729	23,311						16
496,946	590,865	592,118	682,772	705,020						17
39,082	19,079	34,798	12,485	25,045						18

SESSIONAL PAPER No. 10

into and Exports from Canada, &c.—Continued.

IMPORTS.					EXPORTS.					
Value.					Value.					
1899.	1900.	1901.	1902.	1903.	1899.	1900.	1901.	1902.	1903.	
\$	\$	\$	\$	\$	\$	\$	\$	\$	\$	
14,352	17,644	27,052	42,143	46,973						1
550,380	627,528	653,968	737,400	777,038						
590	336	499	1,088	374						2
40,335	32,758	32,318	25,591	26,452						3
*566	*1,761	*1,994	*1,134	*231	7,712	2,151	8,357	16,238	13,568	4
*157,684	*220,557	*84,910	*182,644	*340,755	2,737,434	3,041,346	2,763,360	3,199,868	3,353,361	5
23,580	43,180	4,604	80,705	24,329						6
*130		311	32		246	160	19,694	8,434	17,338	7
			*334							8
7,827	8,383	5,573	1,750	2,527						9
221	61	273	240	54	214		1,090	2,842	1,730	10
*217		*11	*279	*29,400						11
					20,374	14,447	16,732	12,339	20,181	12
*49	*785	*1,720	*1,231	*1,570	39,826	42,796	34,099	55,580	7,609	13
8,925	13,683	16,810	19,782	36,881						14
37	64		31	5				22	26,765	15
*11,024										16
*7,429	*14,705	*26,962	*29,015	*14,027	31,632	52,950	106,579	149,881	102,333	17
1,563	356	1,159	175	108						18
*70,230	*113,092	*100,343	*138,169	*144,868	186,873	190,011	259,731	294,024	249,479	19
4,426	6,826	7,538	8,793	12,356						20
					6,603	1,336	823	9,941	16,033	21
53	123	16	1	41	88,897	103,933	51,627	75,410	77,780	22
	*526	*2,020	*40		86,540	26,950	18,134	66,438	22,802	23
1,491	646	667	1,027	978		325	240	2,143	700	24
					169,765	156,844	283,157	356,092	235,283	25
1,039	2,571	1,217	1,143	1,096						26
+5,498	+5,309	+4,337	+6,927	+6,732	7,250	10,331	852	32	2,163	27
		*3								28
\$1,828	\$1,039	\$2,851	\$285	\$303	65,966	68,138	57,763	13,204	800	29
	*65	*2,888	*116							30
3,946	6,811	2,831	1,186	128	5,694	5,097	752	23,236	20,201	31
	*2									32
9,270	12,393	12,672	11,024	10,421	1,595	1,791	1,723	1,533	2,183	33
169,599	178,732	183,686	197,701	251,427						34
7,292	6,609	7,982	9,316	6,239						35
11,489	8,541	8,626	8,155	10,851		233	2,653	2,585	319	36
77	540		12							37
										38
33,322	47,319	29,423	29,688	36,338						39
										40
3		18	25							41

SESSIONAL PAPER No. 10

into and Exports from Canada, &c.—Continued.

IMPORTS.					EXPORTS.					
Value.					Value.					
1899.	1900.	1901.	1902.	1903.	1899.	1900.	1901.	1902.	1903.	
\$	\$	\$	\$	\$	\$	\$	\$	\$	\$	
3,730	2,900	1,862	1,981	1,561	367,558	305,493	301,447	365,194	398,267	1
	*88	*111								2
*99,763	*81,568	*85,257	*464		2,321,655	2,372,859	2,283,930	2,149,395	2,591,585	3
35	1,588	45	39	4						4
*6,604	*3,958		*57,126	*53,374	93,439	142,238	141,628	196,896	161,711	5
		306	77	429						6
7,756				4	15,490	46	41,327	511	565	7
*248	*266			*100						8
21,748	87,405	31,917	101,688	60,586	2,407,481	2,885,830	2,889,482	5,012,738	2,589,838	9
859	*9,928	*11,717	*14,904	*11,657						10
251	1,764	361	785	589	67,799	81,994	78,661	187,556	233,318	11
		*3,246								12
4,193	2,308	213	330	136	25,330	32,207	43,222	41,585	63,198	13
*16	*482	*84	*15	*44						14
67	276	944	606	893	8,914	7,974	5,024	4,185	3,843	15
*30,587	*34,468	*36,578	*22,590	*14,947						16
										17
8,914	7,974	5,024	4,185	3,843						18
104	60	25	31	144						19
9,280	10,399	6,354	7,272	2,610						20
73,231	73,246	84,442	96,655	85,285						21
3,423	3,619	4,429	3,167	2,387						22
1,821	1,280	1,505	5,987	6,603	834,454	1,066,500	1,213,643	1,263,011	1,139,334	23
+7,611	+5,513	+2,583	+4,336	+4,125						24
	*248	*725	*3,756	*729	8,307	11,909	15,641	8,294	9,080	25
372	288	4,874	4,663	5,516						26
+623	+568	+690	+1,893	+860	8,307	11,909	15,641	8,294	9,080	27
*1,299	*2,712	*2	*18	*978						28
850	6,448	531	127	132						29
41,758	36,657	44,140	41,611	40,120						30
13,474	14,055	11,507	11,566	10,846						31
*177	*983	*216	*848	*1,546	8,747	16,371	24,931	25,474	24,639	32
8,542	6,887	8,516	10,165	12,276						32
932,076	1,125,433	892,830	1,154,524	1,299,865	9,608,270	10,636,517	10,680,739	13,567,142	11,415,626	

3-4 EDWARD VII., A. 1904

No. 11.—ITEMIZED STATEMENT showing the Values of Imports

ARTICLES.		ENTERED FOR HOME CONSUMPTION.								
		1902.			1903.					
		Quantity.	Value.	Duty.	Quantity.	Value	Duty.			
		§	§	cts.	§	§	cts.			
Flax, hemp and jute and manufactures of, viz.:-										
1	Bags or sacks of hemp, linen or jute		64,076	9,455	51	83,808	12,404	13		
2	Carpeting, rugs, matting, and mats of hemp or jute		99,789	17,911	37	94,031	17,261	56		
3	Carpet linings and stair pads		1,135	271	42	5,020	1,210	56		
4	Canvas or fabric not frictionized, for the manufacture of bicycle tires, imported by the manufacturers of bicycles for use exclusively in the manufacture of bicycle tires in their own factories		4,665			11,162				
5	Canvas to be used for boats' and ships' sails		2,161	78	91	6,822	227	60		
6	Sail twine, to be used for boats' and ships' sails	Lbs.	8,355	2,039	71	9,226	2,045	79	18	
7	Damask of linen, stair linen, diaper, napkins, doylies, tray cloths, quilts, and like articles of linen, N.O.P.		477,306	102,969	50	581,064	124,476	30		
8	Flax (exports)									
9	Flax fibre and flax tow	Cwt.	227	1,071		458	1,527			
10	Handkerchiefs		152,151	38,043	57	158,451	38,922	62		
11	Horse clothing, shaped or otherwise manufactured		3,251	965	00	2,588	769	10		
12	Hemp, undressed	Cwt.	160,795	1,296,799		129,856	1,022,460			
13	Jute butts and jute	"	2,855	7,905		1,521	6,087			
14	Jute cloth, not otherwise finished than bleached or calendered	Yds.	475,515	24,681	1,682	49	1,447,065	58,792	4,493	32
15	Jute cloth as taken from the loom, not coloured, cropped, pressed, mangled, calendered nor in any way finished	"	22,317,975	930,342		22,374,735	909,760			
16	Jute, flax or hemp yarn, plain, dyed or coloured, jute canvas not pressed or calendered, imported by manufacturers of carpets, rugs and mats, jute webbing or jute cloth, hammocks, twines and floor oil cloth, for use in the manufacture of any of these articles only in their own factories	Lbs.	1,737,969	137,109		2,345,581	175,677			
17	Linens, brown or bleached	Yds.	1,464,469	120,819	20,527	59	1,077,483	93,166	16,031	40
18	Linen duck, canvas, huckabacks, or other manufactures of flax, N.E.S.		510,978	88,019	76	585,913	100,750	22		
19	Linen clothing		11,644	3,245	27	10,498	2,954	28		
20	Linen blouses and shirt waists									
21	Linen thread	Lbs.	340,639	189,549	32,840	93	334,398	171,884	29,819	64
22	Sheets and sheeting	Yds.	2,643	675	155	40	5,497	1,431	286	20
23	Shirts of linen	Doz.	1,526	10,744	3,294	69	2,232	18,182	5,640	49
24	Tapestry, jute			292	53	01		174	32	86
25	Towels		153,033	32,444	00	163,335	33,940	60		

SESSIONAL PAPER No. 10

Imports and Exports from Canada, &c.—Continued

IMPORTS.					EXPORTS.				
Value.					Value.				
1899.	1900.	1901.	1902.	1903.	1899.	1900.	1901.	1902.	1903.
\$	\$	\$	\$	\$	\$	\$	\$	\$	\$
34,784	36,937	63,557	62,017	92,901					1
153,219	119,383	108,996	99,839	95,024					2
1,228	656	874	1,135	5,020					3
29,289	41,476	18,979	4,665	11,162					4
10,344	1,560	2,996	2,161	6,822					5
2,895	3,689	5,207	2,039	2,045					6
368,322	421,370	451,036	477,255	580,020					7
1,293	1,925	834	1,071	1,527	75,140	196,769	235,080	143,531	175,268
129,437	144,961	160,716	151,699	158,283	50,566	79,619	4,484	23,933	3,943
2,552	4,503	6,986	3,251	2,588					
941,029	944,277	676,475	1,296,799	1,022,460	2,400	53,326	989		1,142
74	2,274	11,980	7,905	6,087					
28,831	36,726	45,860	22,605	60,309					14
449,903	624,091	663,752	930,342	909,760					15
112,809	149,139	133,428	137,109	175,677					16
89,998	134,744	62,588	123,344	94,170					17
415,005	452,846	510,514	511,959	586,913					18
5,577	8,115	15,597	12,463	9,598					19
48	188	35							20
114,817	131,761	151,620	189,553	171,884					21
1,538	756	850	675	1,431					22
4,863	7,892	7,039	10,744	18,182					23
388	649	940	292	174					24
134,329	149,314	133,528	152,501	164,627					25

3-4 EDWARD VII., A. 1904

No. 11.—ITEMIZED STATEMENT showing the Values of Imports

ARTICLES.		ENTERED FOR HOME CONSUMPTION.						
		1902.			1903.			
		Quantity.	Value.	Duty.	Quantity.	Value.	Duty.	
Flax, hemp and jute, and manufactures of— <i>Concluded.</i>			\$	\$	cts.	\$	\$	cts.
1	Yarn of jute, flax or hemp for the manufacture of towels, when imported by the manufacturers of jute, linen or union towels, to be used in their own factories in the manufacture of such articles. Lbs.	379	77	78,185	7,927
2	Yarn, singles, flax, hemp or jute N.E.S.	15,554	1,128	272 75	20,714	1,678	417 92
3	Other articles made by the seamstress from linen fabrics, N.O.P.		15,504	4,823 41	10,318	3,346 46
4	Other manufactures of hemp or jute, N.E.S., or of flax, hemp and jute combined.....		140,916	24,355 79	136,332	24,463 56
	Total flax, hemp and jute, &c.....		4,359,839	381,481 98	4,320,042	417,527 94
5	Foundry facings of all kinds		8,565	2,095 00	9,478	2,223 44
Fruits, dried, including nuts, viz. :—								
6	Dried apples..... Lbs.	78,717	5,310	1,327 50	162,441	8,938	2,234 50
7	Currants	7,294,816	298,278	72,946 19	8,425,215	232,984	84,246 92
8	Dates.....	1,463,020	31,772	7,943 00	1,736,505	43,034	10,754 92
9	Figs.....	3,618,073	87,959	21,988 58	3,285,966	95,908	23,975 25
10	Prunes.....	5,299,799	181,006	52,283 04	5,893,162	157,273	58,892 59
11	Raisins.....	11,644,657	551,876	116,446 57	13,054,434	736,920	130,544 31
12	All other, N.E.S.....	1,810,185	132,138	33,034 50	3,055,558	167,575	41,893 75
13	Almonds, shelled.....	388,282	68,419	13,524 16	445,301	92,101	15,256 22
14	" not shelled.....	673,757	49,958	14,207 89	746,497	64,397	16,034 02
15	Brazil nuts, not shelled.....	78,950	6,202	2,341 50	158,097	13,008	4,742 91
16	Pecans, not shelled, and shelled peanuts, N.E.S.....	583,936	35,973	17,459 00	734,583	43,263	22,037 49
17	Walnuts, not shelled.....	1,107,423	79,022	23,697 96	999,824	86,714	21,990 97
18	Nuts, other, shelled.....	367,880	43,757	8,062 87	519,499	81,169	11,627 37
19	All other nuts, N.O.P.....	3,586,431	146,423	71,726 18	4,136,596	180,950	82,731 91
	Total fruits, dried	37,995,026	1,718,093	456,988 94	43,353,678	2,003,334	526,963 16
Fruits, green—								
20	Apples..... Brls.	21,425	85,252	8,570 00	28,391	81,266	11,356 40
21	Bananas..... Bunches.	765,767	738,168	942,443	819,236
22	Blackberries, gooseberries, raspberries and strawberries, N.E.S..... Lbs.	1,064,251	94,139	21,285 02	1,067,035	89,413	21,340 70
23	Cherries.....	117,574	11,310	2,351 48	146,956	14,754	2,939 12
24	Cranberries..... Bush.	26,839	52,487	13,121 75	17,168	37,412	9,353 00
25	Grapes..... Lbs.	1,027,901	69,951	20,558 02	1,151,249	75,998	23,024 99
26	Guavas, mangoes, plantains, pomegranates and shaddocks		6,698	10,180
27	Oranges, lemons and limes, in boxes of capacity not exceeding 2½ cubic feet..... Boxes.	462,137	1,011,566	114,610 19	439,248	886,845	107,773 08
28	Oranges, lemons and limes, in ½ boxes of capacity not exceeding 1¼ cubic feet..... ½ boxes.	51,052	63,367	6,636 76	17,591	19,176	2,286 23
29	Oranges, lemons and limes, in cases or other packages... Cub. feet holding capacity	240,884	143,966	24,076 67	247,673	150,399	24,765 54

SESSIONAL PAPER No. 10

Imports and Exports from Canada, &c.—Continued.

IMPORTS.					EXPORTS.					
Value.					Value.					
1899.	1900.	1901.	1902.	1903.	1899.	1900.	1901.	1902.	1903.	
§	§	§	§	§	§	§	§	§	§	
			77	7,927						1
1,264	1,032	594	1,128	1,678						2
5,597	5,225	9,912	15,999	10,281						3
236,279	197,822	160,423	141,289	131,458						4
3,275,703	3,623,311	3,405,316	4,359,907	4,328,008	128,106	329,714	240,553	167,464	180,353	
9,648	11,910	10,155	8,563	9,478						5
9,133	18,176	7,158	6,001	9,605	429,656	210,892	191,386	102,353	402,412	6
212,688	248,296	219,072	294,883	239,256						7
28,241	36,410	30,285	32,243	44,197						8
54,632	63,814	90,094	91,356	100,796						9
122,916	158,835	149,991	176,078	159,315						10
404,837	555,644	753,798	491,097	772,864						11
64,331	149,675	117,850	126,407	174,130	2,730	8,654	3,413	12,594	6,736	12
59,550	68,390	72,856	67,244	93,122						13
42,769	50,012	47,689	52,877	60,629						14
15,881	7,646	5,399	5,967	13,022						15
20,707	20,304	30,392	36,868	42,866						16
67,908	64,510	88,054	77,003	84,422						17
27,136	26,375	33,539	40,600	86,720						18
89,817	141,971	133,874	145,069	181,035	740	498	3,817	2,055	3,952	19
1,220,546	1,610,058	1,780,051	1,643,693	2,061,979	433,126	220,044	198,616	117,002	413,100	
43,085	60,731	74,922	90,307	81,739	2,624,470	2,578,853	1,483,048	1,567,322	2,759,047	20
513,250	519,342	579,479	738,168	819,236						21
83,806	93,595	80,366	94,224	89,409	89,348	127,740	113,824	84,468	110,504	22
12,371	10,746	9,547	11,334	15,838						23
36,400	42,254	26,199	52,679	37,412						24
51,997	55,551	59,915	70,485	75,953						25
1,661	1,906	3,049	6,698	10,180						26
765,769	685,623	919,809	1,038,412	896,228						27
50,034	30,226	52,127	19,343	25,377						28
96,208	155,128	126,486	143,966	150,698						29

3-4 EDWARD VII., A. 1904

No. 11.—ITEMIZED STATEMENT showing the Values of Imports

ENTERED FOR HOME CONSUMPTION.

ARTICLES.	1902.			1903.		
	Quantity.	Value.	Duty.	Quantity.	Value.	Duty.
		\$	\$ cts.		\$	\$ cts.
Fruits, green— <i>Con.</i>						
1 Oranges, lemons and limes, in bulk..... No.	9,115	115	13 82	959	14	1 46
2 Oranges, lemons and limes, in barrels not exceeding the capacity of flour barrels..... Brls.	17,991	46,466	7,563 42	13,448	34,347	5,464 03
3 Peaches, N.O.P..... Lbs.	3,558,358	91,839	35,583 58	3,028,798	70,903	30,287 98
4 Pineapples..... No.	1,095,949	87,929		1,375,226	127,635	
5 Plums..... Bush.	32,200	39,057	9,764 25	32,141	49,611	12,402 75
6 Quinces..... "	271	357	89 25	695	1,003	250 75
7 Wild blueberries, strawberries and raspberries.....		812			1,026	
8 All others, N.E.S.....		60,483	12,084 10		69,339	13,836 28
Total fruits, green.....		2,603,962	276,308 31		2,538,557	265,082 31
Fruits, canned or preserved, jellies, jams, &c.—						
9 Fruits in air-tight cans or other packages..... Lbs.	1,605,053	87,904	31,754 45	1,608,749	83,545	30,810 28
10 Fruit, rind or peel of citrons, lemons and oranges, in brine.....						
11 Fruits, preserved in brandy or other spirits..... Galls.	360	1,105	720 00	265	660	529 33
12 Ginger, preserved..... Lbs.	107,179	6,923	2,020 60	140,083	8,527	2,472 40
13 Jellies, jams and preserves, N.E.S..... "	846,248	63,814	19,178 24	1,079,019	79,409	24,351 47
Total fruits, canned, &c.....		159,746	53,673 29		172,141	58,163 48
Grand total, fruits.....		4,481,801	786,970 54		4,714,032	850,208 95
14 Fuller's earth in bulk only, not prepared for toilet or other purposes.....			3,909		4,169	
Furs and skins and manufactures of—						
15 Astrachan or Russian hair skins and China goat plates or rugs wholly or partially dressed but not dyed.....		64,576			56,347	
16 Fur skins, wholly or partially dressed, N.E.S.....		949,539	135,111 50		933,035	134,379 75
17 Furs and skins, undressed, the produce of fish or other marine animals.....		2,806			88	
18 Fur skins of all kinds, not dressed in any manner, N.E.S.....		1,842,857			2,202,417	
19 Caps, hats, muffs, tippets, capes, coats, cloaks and other manufactures of fur, N.O.P.....		110,982	29,550 10		115,843	30,812 40
Total furs, &c.....		2,970,754	164,661 60		3,307,730	165,192 15
20 Glass and manufactures of (exports).....						
21 Bulbs for electric lights..... Doz.	116,600	29,894	2,989 40	192,554	47,930	4,793 00
22 German looking glass, unsilvered or for silvering.....		49,988	9,997 60		43,679	8,728 80

SESSIONAL PAPER No. 10

into and Exports from Canada, &c.—Continued.

IMPORTS.					EXPORTS.					
Value.					Value.					
1899.	1900.	1901.	1902.	1903.	1899	1900.	1901.	1902.	1903.	
\$	\$	\$	\$	\$	\$	\$	\$	\$	\$	
620	210	121	115	14						1
39,924	42,048	46,820	46,466	34,347						2
66,615	52,497	52,043	91,870	69,549						3
51,371	59,443	86,066	87,929	127,635						4
28,913	39,123	36,465	40,368	49,636						5
276	881	335	357	1,005						6
425	789	701	812	1,026						7
49,484	62,005	61,642	60,961	69,878	274,802	127,680	72,106	68,482	65,758	8
1,892,209	1,912,098	2,216,092	2,594,494	2,555,158	2,988,620	2,834,273	1,668,978	1,720,272	2,935,309	
60,340	99,660	110,629	88,901	78,989	293,660	329,696	181,829	143,244	403,558	9
187	134	248								10
728	1,939	1,988	742	527						11
3,598	5,798	5,905	6,929	8,477						12
51,933	68,309	69,156	62,170	81,559						13
116,786	175,840	187,926	158,742	169,552	293,660	329,696	181,829	143,244	403,558	
3,229,541	3,697,996	4,184,069	4,396,929	4,786,689	3,715,406	3,384,013	2,049,423	1,980,518	3,751,967	
3,418	2,661	3,147	3,969	4,169						14
91,192	106,627	20,865	64,570	56,347						15
563,583	696,684	889,224	945,824	919,024	73,636	81,836	35,558	23,563	34,069	16
3,908	191	10,639	2,806	88	296,075	537,242	582	538,530	357,006	17
782,149	1,240,589	1,388,286	1,842,857	2,202,417	1,504,481	1,739,625	1,629,329	1,792,859	2,398,966	18
114,329	70,670	97,914	111,042	116,210	12,312	13,049	14,579	18,587	20,627	19
1,555,161	2,114,761	2,406,928	2,967,099	3,294,086	1,886,504	2,371,752	1,680,048	2,373,539	2,810,668	
19,113	22,648	29,759	29,894	47,930	19,239	16,098	19,068	24,686	14,065	20
32,749	35,611	59,628	49,988	43,679						22

3-4 EDWARD VII., A. 1904

No. 11.—ITEMIZED STATEMENT showing the Values of Imports

ARTICLES.	ENTERED FOR HOME CONSUMPTION.						
	1902.			1903.			
	Quantity.	Value.	Duty.	Quantity.	Value.	Duty.	
	\$	\$	cts.		\$	\$	cts.
Glass and manufactures of— <i>Con.</i>							
1 Glass carboys and demijohns, empty or filled bottles and decanters, flasks and phials.....		330,973	97,963	60	323,125	95,206	30
2 Glass jars or glass balls, and cut, pressed or moulded, crystal or glass tableware, decorated or not.		221,241	65,555	60	292,906	86,777	70
3 Lamp chimneys, glass shades or globes and blown glass tableware		126,718	37,794	40	116,165	34,797	70
4 Ornamental, figured and enamelled, coloured glass and memorial or other ornamental window glass, N.O.P.....		16,046	4,018	90	21,351	4,909	20
5 Painted or vitrified, chipped, figured, enamelled and obscured white glass and rough rolled-plated glass	Sq. ft.	303,280	22,996	4,931	457,938	25,882	5,547
6 Common and colourless window glass, and plain coloured, opaque, stained or tinted or muffled glass in sheets	"	24,411,119	720,888	131,304	28,590,834	766,578	139,221
7 Plate glass, not bevelled, in sheets or panes, not exceeding 25 sq. ft. each, N.O.P....	"	597,457	121,780	27,962	616,843	121,049	26,211
8 Plate glass, not bevelled, in sheets or panes, N.E.S.	"	547,763	134,527	39,554	599,866	134,014	37,850
9 Plate glass, in panes, bevelled, N.O.P.	"	2,176	834	259	597	662	223
10 Silvered glass, bevelled or not, framed or not framed.		36,587	12,694	65	47,287	16,357	64
11 Stained glass windows.....		3,754	1,126	20	3,171	1,499	30
12 All other glass and manufactures of glass not otherwise provided for, including bent plate or other sheet glass.....		122,582	23,341	83	138,652	26,384	66
Total glass, &c.....		1,938,808	459,495	62	2,084,451	488,508	57
13 Gloves and mitts of all kinds		651,309	216,200	20	870,425	287,806	66
Glue, glue stock and mucilage:—							
14 Glue, powdered or sheet	Lbs.	1,964,393	164,273	38,911	2,005,509	155,175	36,168
15 " liquid.....			14,921	3,702		16,159	4,922
16 " stock.....							
17 Fish skins and fish offal or refuse.....			1,162			572	
18 Mucilage.....			12,752	3,162		14,444	3,579
Total glue, glue stock and mucilage.....			193,108	45,775		186,350	44,071
Grasses and fibres, and manufactures of, N.E.S. :—							
19 Grass, sea, sea weed and kelp, N.E.S.	Cwt.	163	1,759		450	1,703	

SESSIONAL PAPER No. 10

into and Exports from Canada, &c.--Continued.

IMPORTS.					EXPORTS.				
Value.					Value.				
1899.	1900.	1901.	1902.	1903.	1899.	1900.	1901.	1902.	1903.
\$	\$	\$	\$	\$	\$	\$	\$	\$	\$
183,439	219,407	266,293	329,164	324,488					1
221,831	227,558	226,715	218,653	293,108					2
131,954	120,594	142,624	127,891	115,592	3,931	2,035	3,460	4,642	2,068 3
8,020	10,588	12,739	16,064	21,351					4
15,473	18,912	16,607	22,996	25,882					5
372,122	621,408	468,319	718,638	766,868					6
88,274	93,866	71,942	121,780	121,049					7
121,025	114,856	106,290	134,527	134,014					8
1,808	6,396	15,772	834	662					9
33,802	46,970	53,727	35,853	47,842					10
3,966	1,458	2,064	3,968	5,678					11
95,178	119,684	112,443	122,289	138,301					12
1,328,754	1,659,956	1,584,922	1,932,539	2,086,444	23,170	18,133	22,528	29,328	16,133
718,031	702,960	702,747	653,234	872,121					13
145,307	140,931	168,489	165,363	165,740					14
18,098	21,059	19,758	14,867	16,159					15
					6,456	9,429	17,442	18,004	10,857 16
1,797	649	1,183	1,162	572					17
8,935	10,784	12,152	12,752	14,444					18
174,137	173,423	201,582	194,144	196,915	6,456	9,429	17,442	18,004	10,857
396	1,649	2,431	1,759	1,703					19

3-4 EDWARD VII., A. 1904

No. 11.—ITEMIZED STATEMENT showing the Values of Imports

ENTERED FOR HOME CONSUMPTION.						
ARTICLES.	1902.			1903.		
	Quantity.	Value.	Duty.	Quantity.	Value.	Duty.
		§	§ cts.		§	§ cts.
Grasses and fibres, &c.— <i>Con.</i>						
1	Esparto, or Spanish grass, and other grasses and pulp of, including fancy grasses dried but not coloured or otherwise manufactured..... Cwt.	98	555	217	2,403	
2	Grass, manilla..... "	6,223	55,661	48,179	405,978	
3	Fibre, kartavert, indurated fibre, vulcanized fibre and like material, and manufactures of, N.E.S.....		33,089	8,267 42	34,800	8,692 01
4	Fibre, Mexican, istle or tampico..... Cwt.	4,691	17,572	1,229	12,454	
5	Fibre, vegetable, natural, N.E.S..... "	10,966	25,639	6,632	46,336	
6	Fibrilla.....					
7	Moss, Iceland and other mosses Lbs.	1,107,902	47,014	698,430	36,195	
8	Palm leaf, unmanufactured.....		543		30	
9	Straw..... Tons.	15	133	26 60	55	404 80 80
10	" manufactures of, N.O.P.....		19,073	3,810 26	19,373	3,869 80
	Total grasses, fibres, &c.....		201,038	12,104 28	559,676	12,642 61
11	Grease, axle..... Lbs.	801,589	27,884	6,929 92	1,261,692	41,729 10,405 42
12	" foot grease, the refuse of cotton seed after the oil has been pressed out, but not when treated with alkalies.. "	2,500	37			
13	Grease, "degras" and oleostearine..... "	1,807,953	109,432		1,916,960	116,722
14	Grease, rough, the refuse of animal fat, for the manufacture of soap and oils only..... "	5,079,195	292,226		7,066,670	416,793
	Total grease, &c.....	7,691,237	429,579	6,929 92	10,245,322	575,244 10,405 42
15	Gunpowder and other explosives (exports).....					
16	Gun, rifle, sporting and cannister powder..... Lbs.	121,123	44,480	3,413 21	119,963	40,438 3,320 38
17	Cannon and musket powder.....					
18	Blasting and mining powder . Lbs.	269,287	16,704	5,319 08	20,241	1,180 404 90
19	Fuses, N.O.P.....				28,542	4,442 85
20	Giant powder, nitro, nitroglycerine and other explosives Lbs.	621,144	98,230	18,614 26	150,801	28,584 4,396 03
21	Gun, rifle and pistol cartridges or other ammunition, N.O.P.....		199,351	51,241 10	228,139	58,970 50
22	Gun wads, percussion caps, primers and cartridge cases.....		29,621	8,081 80	38,921	9,741 60
23	Gun or pistol covers or cases, game bags, loading tools and cartridge belts of any material.....		7,489	2,190 60	9,758	2,894 60
	Total gunpowder and explosives.....		395,875	88,860 05	375,562	84,170 86

SESSIONAL PAPER No. 10

Imports and Exports from Canada, &c.—Continued.

IMPORTS.					EXPORTS.				
Value.					Value.				
1899.	1900.	1901.	1902.	1903.	1899.	1900.	1901.	1902.	1903.
\$	\$	\$	\$	\$	\$	\$	\$	\$	\$
1,660	554	925	555	2,403					
		3,840	55,661	405,978					
11,781	19,588	34,621	33,089	34,800					
16,364	19,050	19,506	17,572	12,454					
29,549	23,400	24,519	25,639	46,336					
29,667	33,881	33,460	47,014	36,195					
909	1,458	304	543	30					
149	145	104	133	404	2,727	7,650	39,150	11,869	14,411
6,275	8,830	14,421	19,073	19,466					
96,750	108,555	134,131	201,038	559,769	2,727	7,650	39,150	11,869	14,411
18,483	24,903	30,922	28,147	41,748					
2,748	1,009	1,308	37						
30,449	58,006	120,760	109,432	116,722					
148,086	215,980	232,033	292,226	416,793	9,984	4,790	32,368	10,942	93,409
199,766	299,898	385,023	429,842	575,263	9,984	4,790	32,368	10,942	93,409
					120,091	156,392	244,715	257,945	254,605
20,112	22,995	25,000	44,480	40,892					
289		2,307							
8,222	3,192	4,036	16,704	1,180					
				28,047					
68,279	71,993	79,418	125,956	42,584					
91,116	116,217	139,033	199,677	235,793					180,638
19,251	28,354	33,414	29,676	39,570					
5,340	4,760	4,422	7,489	9,839					
212,609	247,511	287,630	423,982	397,905	120,091	156,392	244,715	257,945	435,243

3-4 EDWARD VII., A. 1904

No. 11.—ITEMIZED STATEMENT showing the Values of Imports

ARTICLES.	ENTERED FOR HOME CONSUMPTION.					
	1902.			1903.		
	Quantity.	Value.	Duty.	Quantity.	Value.	Duty.
		\$	\$ cts.		\$	\$ cts.
1 Gut, cat or worm gut, unmanufactured, for whip and other cord		1,011			370	
2 Gut, cat gut strings or gut cord for musical instruments.....		7,922			9,439	
Total gut		8,933			9,809	
3 Gutta percha and india-rubber and manufactures of (Exports).....						
4 Gutta percha	Lbs. 7,358	2,125		2,675	4,375	
5 Boots and shoes		147,655	36,901 92		141,191	35,254 76
6 Belting		30,625	7,644 09		60,485	15,112 67
7 Clothing and clothing made waterproof with india-rubber		233,614	61,073 18		411,602	102,891 11
8 Fillets of cotton and rubber, not exceeding 7 inches wide, when imported by and for the use of manufacturers of card clothing		308			193	
9 Hose, including cotton or linen, lined with rubber		51,254	17,853 55		43,312	15,059 01
10 Packing, mats and matting.....		39,065	13,606 98		46,540	16,230 10
11 Rubber powdered and rubber waste.....	Lbs. 1,016,598	111,346		797,541	72,217	
12 Rubber, crude, caoutchouc and india-rubber unmanufactured	" 2,903,080	1,404,257		2,858,778	1,532,998	
13 Rubber, recovered, rubber substitute, and hard rubber in sheets.....	" 865,052	135,976		1,745,130	210,464	
14 Rubber thread elastic	" 1,693	2,263		3,548	4,458	
15 Sheeting		19,951	4,983 08		286,932	69,325 50
16 All other, N.O.P.....		249,262	59,655 84			
Total gutta percha and india-rubber.....		2,427,701	201,718 64		2,814,767	253,873 15
Hair, and manufactures of, not otherwise provided for:—						
17 Hair, cleaned or uncleaned, but not curled, dyed or otherwise manufactured	Lbs. 422,571	32,505		351,033	31,861	
18 Braids, chains or cords of hair.....		192	67 20		132	46 20
19 Curled or dyed hair.....	Lbs. 82,875	16,213	3,188 17	13,411	4,665	878 55
20 Hair cloth of all kinds.....		6,814	1,403 90		6,462	1,331 30
21 Hair brush pads.....		116				
22 Horse hair, not further manufactured than simply cleaned and dipped or dyed, for use in manufacture of horse hair cloth.....	Lbs. 38,137	19,068		51,564	31,348	
23 Other manufactures of, N.E.S.....		4,148	1,400 62		6,087	2,099 19
Total hair and manufactures of.....		79,056	6,059 89		80,555	4,355 24

SESSIONAL PAPER No. 10

into and Exports from Canada, &c.—Continued.

IMPORTS.					EXPORTS.					
Value.					Value.					
1899.	1900.	1901.	1902.	1903.	1899.	1900.	1901.	1902.	1903.	
%	%	%	%	%	%	%	%	%	%	
617	772	287	1,011	370						1
7,212	6,925	7,776	7,922	9,439						2
7,829	7,697	8,063	8,933	9,809						
					140,442	174,056	156,439	327,610	157,025	3
452	1,713	13,338	2,125	4,375						4
57,869	46,927	70,966	150,775	142,288						5
23,791	34,207	37,415	30,289	60,398						6
151,842	152,791	170,000	234,187	465,454						7
75	6	242	308	193						8
31,302	48,748	55,054	51,870	43,593						9
29,127	37,321	41,623	39,048	46,680						10
6,788	66,038	35,854	111,346	72,217						11
1,632,764	2,026,769	1,755,488	1,404,257	1,532,993						12
									122,730	13
208,069	217,779	179,882	135,976	210,464						14
2,807	1,968	2,109	2,263	4,458						15
219	1,969	420	19,951	287,398						16
199,540	217,098	235,794	248,909							
2,344,645	2,853,334	2,598,185	2,431,304	2,870,516	140,442	170,056	156,439	327,610	279,755	
32,322	31,466	21,618	32,505	31,861	49,949	70,968	61,913	64,479	94,678	17
444	121	256	192	132						18
11,008	11,622	11,091	16,213	4,665						19
10,239	8,484	5,336	6,814	6,462						20
	459	117	116							21
23,249	28,251	11,672	19,068	31,348						22
3,737	5,310	5,566	4,148	6,087						23
80,999	85,713	55,656	79,056	80,555	49,949	70,968	61,913	64,479	94,678	

3-4 EDWARD VII., A. 1904

No. 11.—ITEMIZED STATEMENT showing the Values of Imports

ARTICLES.	ENTERED FOR HOME CONSUMPTION.						
	1902.			1903.			
	Quantity.	Value.	Duty.	Quantity.	Value.	Duty.	
		\$	\$ cts.		\$	\$ cts.	
Hats, caps and bonnets, viz.:—							
1 Caplins, unfinished Leghorn hats		552			1,010		
2 Hatters' bands (not cords), bindings, tips and sides, hat sweats and linings, both tips and sides, imported by hat and cap manufacturers, for use in the manufacture of these articles only in their own factories		109,905			117,461		
3 Hat, cap and bonnet shapes		38,739	9,155 50		57,274	13,660 10	
4 Hatters' furs, not on the skin		71,876			67,334		
5 Hats and caps, &c., of beaver, silk or felt		1,097,181	273,607 80		1,113,805	290,565 50	
6 Buckram for the manufacture of hat and bonnet shapes	Yds.	26,739	4,320	38,452	4,673		
7 Hatters' plush of silk or cotton			2,538		3,917		
8 Plaits, plain, chip, manilla, cotton, mohair, straw, Tuscan and grass	Lbs.	547,615	97,927	640,761	113,423		
9 Manilla hoods			182		178		
10 Of straw, grass, chip or other material, N. E. S.		594,803	154,093 80		634,504	167,872 40	
Total hats, caps and bonnets		2,018,023	436,857 10		2,113,579	472,098 00	
11 Hay	Tons.	8,397	121,624	16,794 00	7,737	126,646	15,474 00
12 Hides and skins, raw, whether dry, salted or pickled, and tails undressed			5,079,343			5,661,313	
13 Hoofs, horn-strips, horn and horn tips in the rough, not polished or otherwise manufactured than cleaned			6,699			1,215	
14 Honey, in the comb or otherwise, and imitations thereof	Lbs.	146,511	9,731	3,926 75	120,674	7,945	3,168 19
15 Hops	"	789,598	131,185	44,871 30	623,403	162,394	36,174 06
16 Ice			672			1,932	
17 Ink, writing			45,391	8,145 46		50,916	9,163 67
18 " printing			99,897	19,446 45		98,400	19,187 10
Total ink			145,198	27,591 91		149,316	28,350 77
19 Iron sand or globules or iron shot and dry putty for polishing glass or granite	Cwt.	10,286	5,627		1,150	3,304	
20 Ivory, manufactures of, N. O. P.			569	109 95		123	21 60
21 " unmanufactured	Lbs.		1,672		710	2,658	
22 " veneers of, unmanufactured			3,630			650	
23 Ivories, piano key			59,441			71,424	
Total ivory			65,312	109 95		74,855	24 60

SESSIONAL PAPER No. 10

into and Exports from Canada, &c.—Continued.

IMPORTS.					EXPORTS.					
Value.					Value.					
1899.	1900.	1901.	1902.	1903.	1899.	1900.	1901.	1902.	1903.	
%	%	%	%	%	%	%	%	%	%	
207		178	552	1,010						1
56,572	80,837	97,542	109,905	117,461						2
62,780	68,037	37,007	38,739	57,375						3
18,151	40,951	59,468	71,876	67,334						4
888,374	1,025,115	1,074,418	1,100,811	1,113,184						5
2,787	2,953	4,174	4,320	4,673						6
2,819	8,469	2,681	2,538	3,917						7
81,012	68,444	100,629	97,927	113,423						8
3,575	11	948	182	178						9
563,653	546,861	546,694	603,507	635,137	3,823	3,870	12,596	13,269	11,483	10
1,679,930	1,841,678	1,923,739	2,030,357	2,113,692	3,823	3,870	12,596	13,269	11,483	
57,988	88,212	116,228	121,624	127,153	411,631	1,414,119	2,097,902	4,415,324	3,596,557	11
3,872,182	4,214,412	4,711,538	5,079,343	5,661,313						12
					1,245,577	1,322,040	2,211,199	1,700,380	1,905,001	
5,617	4,987	3,337	6,699	1,215						13
8,579	13,634	10,953	9,019	7,886	31,567	1,109	2,758	2,104	2,034	14
136,223	154,712	149,728	131,964	168,732	26,201	16,435	37,970	18,989	12,998	15
2,648	615	768	672	1,932	17,486	16,953	32,667	37,193	23,304	16
37,226	35,116	44,309	45,468	50,912						17
67,292	73,760	88,909	99,609	98,281						18
104,519	108,876	133,218	145,077	149,193						
1,979	1,535	2,740	5,627	3,304						19
151	179	406	569	123						20
4,791	2,796	4,337	1,672	2,658						21
5,799	2,636	8,023	3,630	650						22
26,704	41,519	45,750	59,441	71,424						23
37,445	47,130	58,516	65,312	74,855						

3-4 EDWARD VII., A. 1904

No. 11.—ITEMIZED STATEMENT showing the Values of Imports

ARTICLES.		ENTERED FOR HOME CONSUMPTION.							
		1902.			1903.				
		Quantity.	Value.	Duty.	Quantity.	Value.	Duty.		
			\$	\$ cts.		\$	\$ cts.		
1	Jewellery, N.O.P.....		647,200	189,796	70	744,778	218,882	90	
2	Junk, old, or oakum..... Cwt.	21,888	60,364		21,412	65,599			
3	Knitted goods of every description, N.E.S.....		520	134	52	692	219	10	
Leather and manufactures of:—									
4	Belting leather of all kinds.... Lbs.	189,540	61,416	6,301	10	212,052	62,836	6,479	80
5	Calf, kid or goat, lamb and sheep skins, tanned..... "	6,408	1,942	279	15	3,367	1,355	192	53
6	Calf, kid or goat, lamb and sheep skins, dressed, waxed or glazed..... "	295,002	237,388	39,331	23	306,393	216,650	34,575	82
7	Harness leather..... "	6,236	2,528	397	63	6,443	2,590	405	49
8	Tanner's scrap leather..... "	39,800	5,520	624	20	80,780	14,818	1,563	65
9	Glove leather, tanned or dressed, coloured or uncoloured, imported by glove manufacturers for use in their factories in the manufacture of gloves..... "	333,951	174,247	17,418	14	467,624	246,983	24,086	97
10	Japanned, patent or enamelled leather and morocco..... "	38,193	43,497	10,790	77	40,515	43,339	10,772	28
11	Skins for morocco leather, tanned but not further manufactured..... "	3,146	2,011	277	15	55	41	6	15
12	Sole leather, all kinds..... "	237,701	65,026	9,084	90	381,442	79,207	9,795	65
13	Upper leather, not dressed, waxed or glazed..... "	2,641	918	130	65	7,459	2,397	351	75
14	Upper leather, including dongola, cordovan, kangaroo, alligator and chamois skins, or other upper leather, N.E.S., dressed, waxed or glazed.... "	260,167	183,675	30,458	86	186,465	130,276	21,428	80
15	All other leather and skins, N.O.P..... "	85,402	32,503	3,742	46	75,490	24,942	2,972	10
16	All other leather dressed, waxed or glazed, &c., N.E.S. "	71,223	40,752	6,883	68	82,285	44,874	7,258	89
Manufactures of, viz:—									
17	Boots and shoes.....		699,791	172,608	12		742,773	183,418	96
18	Harness and saddlery, N.E.S.....		82,036	23,771	50		83,493	23,774	80
19	Leather belting.....		43,995	7,933	96		58,599	10,039	94
20	All other manufactures of leather and raw-hide, N.O.P.....		133,316	31,978	73		163,629	39,406	71
Total leather and manufactures of.....			1,810,261	362,012	23		1,912,802	376,530	29
21	Leeches.....		56				108		
22	Line..... Brls.	24,602	17,584	3,506	41	31,108	22,470	4,494	05
23	Lime juice, crude only..... Galls.	34,081	9,579			24,799	6,295		
24	Lime juice, and fruit juice fortified with or containing not more than 25 p.c. of proof spirits .. "	162	339	97	20	189	388	113	40

SESSIONAL PAPER No. 10

into and Exports from Canada, &c.—Continued.

IMPORTS.					EXPORTS.				
Value.					Value.				
1899.	1900.	1901.	1902.	1903.	1899.	1900.	1901.	1902.	1903.
\$	\$	\$	\$	\$	\$	\$	\$	\$	\$
473,143	578,363	539,116	648,590	745,404					
38,588	55,032	52,774	60,364	65,599	36,713	54,579	71,619	28,083	40,054
31,606	23,303	4,349	520	692					
42,815	64,870	40,639	55,156	61,812					
15,149	1,208	6,754	1,942	1,355					
289,441	279,161	212,677	237,128	216,750					
3,687	10,515	6,809	2,528	2,590					
1,285	1,152	2,753	5,520	14,818					
111,986	185,717	180,186	174,247	241,297					
20,225	22,486	41,918	43,497	43,339					
164	446	3,887	2,011	41					
148,245	172,921	74,992	64,264	77,489				1,617,365	1,809,483
603	5,500	1,704	918	2,397					
339,361	309,963	234,428	181,069	129,573	1,542,078	1,540,414	1,975,383	294,733	222,807
26,614	15,723	35,109	35,797	24,942					
37,427	19,244	34,224	41,017	44,874					140,392
451,376	541,665	642,790	701,383	743,378	81,743	86,118	223,588	185,774	152,465
58,265	59,026	54,242	82,137	84,474	35,008	209,418	136,943	122,332	19,247
41,873	72,182	51,975	42,675	58,265					19
98,226	112,970	168,225	133,473	163,530	37,168	53,557	117,290	99,559	43,513
1,686,742	1,874,749	1,733,312	1,804,762	1,910,924	1,695,997	1,839,507	2,453,204	2,319,763	2,387,907
83	50	68	56	108					
11,124	11,211	14,534	17,584	22,470	64,113	77,360	83,514	112,034	127,792
3,814	5,033	6,348	9,579	6,295					
294	272	1,098	314	405					

3-4 EDWARD VII., A. 1904

No. 11.—ITEMIZED STATEMENT showing the Values of Imports

ENTERED FOR HOME CONSUMPTION.						
ARTICLES.	1902.			1903.		
	Quantity.	Value.	Duty.	Quantity.	Value.	Duty.
		\$	\$ cts.		\$	\$ cts.
1 Lime juice containing more than 25 p.c. of proof spirits. Galls.	5	19	9 40	4	6	8 00
2 Lime juice and other fruit syrups and fruit juices, N.O.P. "	14,641	16,795	2,740 61	16,897	20,143	3,490 14
Total lime juice, &c "	48,889	26,732	2,847 21	41,889	26,832	3,611 54
3 Machine card clothing		35,970	7,164 29		52,036	10,006 24
4 Magic lanterns and slides therefor		6,851	1,557 07		7,390	1,766 10
5 Manufactured articles, N.E.S. (exports) Marble and manufactures of:—						
6 Marble, sawn only		87,077	17,410 07		93,389	18,674 74
7 Marble in the rough, not hammered or chiselled.		9,537	1,430 55		8,232	1,234 80
8 Marble, finished and polished		11,828	4,039 33		51,860	17,865 78
9 Manufactures of, N.O.P.		21,982	7,606 78			
Total marble and manufactures of.		130,424	30,486 73		153,481	37,775 32
10 Mattresses, including hair, spring and other		8,661	2,598 30		11,399	3,408 40
Metals and minerals and manufactures of, N.E.S.:—						
Brass and manufactures of:—						
11 Brass in bolts, bars and rods in coils or otherwise, in lengths not less than 6 feet, unmanufactured Cwt.	5,038	75,910		6,528	90,551	
12 Brass cups, being rough blanks for the manufacture of paper-shells or cartridges, when imported by manufacturers of brass and paper-shells and cartridges for use in their own factories		66,041			64,973	
13 Brass, old and scrap or in blocks Cwt.	18,028	110,300		11,452	109,389	
14 Brass, in strips, sheets or plates, not polished, planished or coated. "	11,527	151,855		10,025	164,297	
15 Brass tubing, not bent or otherwise manufactured, in lengths not less than 6 ft. Lbs.	489,879	101,978		535,923	102,107	
16 Glove fasteners, metal eyelet hooks, and eyelets and shoelace wire fasteners		98,131			124,074	
17 Pumps No.	2,520	11,446	3,433 80		11,694	3,499 40
18 Wire, plain Lbs.	170,644	25,416	2,472 78	114,984	18,774	1,802 10
19 Wire cloth, &c., N.E.S.		37,848	8,244 13		45,626	8,685 66
20 Manufactures of brass, N.O.P.		422,953	123,434 60		581,164	169,674 20
21 Nails, tacks, rivets and burrs or washers		9,862	2,909 00		7,645	2,240 50
Total brass and manufactures of.		1,111,740	140,494 31		1,320,294	185,903 86

SESSIONAL PAPER No. 10

into and Exports from Canada, &c.—Continued.

IMPORTS.					EXPORTS.				
Value.					Value.				
1899.	1900.	1901.	1902.	1903.	1899.	1900.	1901.	1902.	1903.
₹	₹	₹	₹	₹	₹	₹	₹	₹	₹
	4		19						
15,002	18,396	15,272	15,132	20,172					
19,110	23,705	22,718	25,044	26,872					
40,881	29,771	34,703	35,150	52,765					
6,025	7,701	5,246	7,093	7,264					
					700,437	1,472,648	1,483,130	1,967,924	852,513
64,212	66,197	70,428	85,659	93,389					
2,012	1,371	4,491	9,537	8,232					
19,961	13,050	9,242	11,828	51,860					
15,694	13,842	13,449	21,757						
101,879	94,460	97,610	128,781	153,481					
7,802	8,511	11,657	8,850	11,242					
56,572	66,513	71,371	75,910	90,551					
35,239	44,687	55,923	66,041	64,973					
43,652	52,816	46,967	110,300	109,389					
123,220	135,999	123,576	151,855	164,297					
61,618	80,709	83,199	101,978	102,107					
78,629	84,289	75,544	98,131	124,074					
10,783	12,347	7,168	11,997	11,921					
30,061	24,474	22,289	25,780	18,774					
29,894	34,517	43,649	37,848	45,885					
348,830	393,159	384,560	425,723	581,470					
6,971	8,378	6,944	9,862	7,645					
824,479	937,888	921,190	1,115,425	1,321,086					

3-4 EDWARD VII., A. 1904

No. 11.—ITEMIZED STATEMENT showing the Values of Imports

ARTICLES.		ENTERED FOR HOME CONSUMPTION.					
		1902.			1903.		
		Quantity.	Value.	Duty.	Quantity.	Value.	Duty.
		§	§ cts.		§	§ cts.	
Metals and minerals and manufactures of, N.E.S.— <i>Con.</i>							
1	Copper and manufactures of—						
	Copper matte or regulus of, and black or coarse copper and copper cement, fine copper therein contained.						
2	Copper in bolts, bars and rods in coils or otherwise in lengths not less than 6 feet, unmanufactured. Cwt.	55,095	767,315		62,677	813,294	
3	Copper in pigs or ingots. "	16,576	213,954		19,473	243,975	
4	Copper in strips, sheets or plates, not planished or coated, &c. "	22,525	307,429		17,009	269,954	
5	Nails, tacks, rivets and burrs or washers.		7,454	2,199 70		7,771	2,276 20
6	Old and scrap or in blocks. . . Cwt.	1,096	11,878		911	8,619	
7	Oxide of copper, black, including platinum for use in the manufacture of chlorate. Lbs.	7	10			35	
8	Copper rollers for use in calico printing.		13,133			9,395	
9	Copper tubing in lengths not less than 6 feet and not polished, bent or otherwise manufactured. Lbs.	198,212	43,359		258,254	54,221	
10	Wire plain, tinned or plated. . . "	603,268	93,891	14,083 10	503,710	74,560	
11	Wire cloth, &c.		1,932	357 93		1,470	275 01
12	All other manufactures of N.O.P.		47,009	13,913 00		60,970	17,523 10
	Total copper and manufactures of.		1,507,364	30,554 33		1,544,264	31,257 56
Gold and silver and manufactures of—							
13	Gold-bearing quartz, dust or nuggets.						
14	Gold, silver and aluminum leaf and Dutch or schlag metal leaf.		58,734	9,652 35		51,536	12,857 76
15	Manufactures of gold, N.E.S.		10,093	2,964 30		12,525	3,751 60
16	Electro-plated ware and gilt ware of all kinds, N.E.S.		227,044	65,067 40		275,276	78,316 10
17	Sterling or other silverware.		75,475	20,446 50		94,936	25,710 60
18	Silver ore and silver, metallic, contained in ore concentrates, &c.						
19	Silver tubing, when imported by manufacturers of silverware to be used in their own factories in the manufacture of silverware, O.C.		372			560	
	Total gold and silver, &c.		351,718	98,130 55		434,833	120,636 06

SESSIONAL PAPER No. 10

into and Exports from Canada, &c.—*Continued.*

IMPORTS.					EXPORTS.					
Value.					Value.					
1899.	1900.	1901.	1902.	1903.	1899.	1900.	1901.	1902.	1903.	
¢	¢	¢	¢	¢	¢	¢	¢	¢	¢	
					922,979	1,387,388	2,660,276	2,990,425	2,907,705	1
278,553	555,278	521,614	767,315	813,294						2
207,311	162,254	147,535	213,954	243,975						3
148,594	226,256	208,477	307,429	269,954						4
4,264	7,538	6,086	7,454	7,902						5
39,429	18,736	4,739	11,878	8,619						6
60	389	88	10	35						7
11,310	24,437	15,300	13,133	9,395						8
29,292	54,728	48,289	43,359	54,221						9
45,144	152,745	102,664	93,891	74,560						10
911	675	988	1,932	1,470						11
33,523	68,603	47,111	46,916	60,985						12
798,391	1,271,659	1,102,891	1,507,271	1,544,410	922,979	1,387,388	2,660,276	2,990,425	2,907,705	
					3,272,702	14,148,543	24,445,156	19,684,604	16,490,820	13
38,371	43,458	46,901	37,994	51,536						14
7,880	6,127	8,145	10,093	12,695						15
199,135	199,881	216,738	228,404	274,934						16
92,918	93,456	90,010	75,733	97,711						17
					2,630,281	1,354,055	2,420,750	2,055,428	1,804,592	18
			372	560						19
338,304	342,922	361,794	352,596	437,436	5,902,983	15,502,598	26,865,906	21,740,032	18,295,412	

3-4 EDWARD VII., A. 1904

No. 11.—ITEMIZED STATEMENT showing the Values of Imports

ENTERED FOR HOME CONSUMPTION.						
ARTICLES.	1902.			1903.		
	Quantity.	Value.	Duty.	Quantity.	Value.	Duty.
		\$	\$ cts.		\$	\$ cts.
Metals and minerals and manufactures of, N.E.S.— <i>Con.</i>						
Iron and manufactures of, steel and manufactures of, or both combined:						
Agricultural implements, N.E.S.—						
1	Agricultural implements, parts of					
2	Cultivators, weeders	No. 2,755	22,863	4,570 67	3,609	24,948 4,989 69
3	Drills, grain seed	" 2,012	50,092	10,018 40	2,925	78,066 15,611 74
4	Farm, road or field rollers	" 216	3,127	781 75	46	3,087 771 75
5	Forks, pronged	" 13,930	7,816	1,944 33	14,528	7,395 1,843 68
6	Harrows	" 2,470	36,730	7,345 20	3,287	49,070 9,814 00
7	Harvesters, self-binding, and without binders	" 9,288	900,179	180,035 80	11,002	1,065,275 213,055 00
8	Hay tedders	" 115	3,028	757 00	544	12,519 3,129 75
9	Hoes	" 3,406	1,010	249 17	6,551	1,561 361 94
10	Horse rakes	" 9,741	180,658	36,131 60	13,386	247,905 49,581 00
11	Knives, hay or straw	" 446	246	55 67	435	152 38 00
12	" edging					
13	Lawn mowers	No. 1,193	6,466	2,238 60	1,859	8,598 3,009 30
14	Manure spreaders	" 91	2,356	471 20	197	8,802 1,760 40
15	Mowing-machines	" 17,643	599,050	119,810 00	18,176	610,026 122,005 20
16	Ploughs	" 10,092	214,193	42,838 60	13,970	302,432 60,482 53
17	Post hole diggers	" 541	489	122 25	775	532 133 00
18	Potato diggers	" 118	1,789	445 00	100	1,353 334 00
19	Rakes, N.E.S.	" 5,028	1,139	284 75	6,461	1,529 382 25
20	Reapers	" 755	36,329	7,265 80	703	33,337 6,667 40
21	Scythes	Doz. } 2,952	11,970	2,598 44	3,075	13,559 3,097 01
22	Sickles or reaping hooks	" }			153	191 36 75
23	Spades and shovels and spade and shovel blanks, and iron or steel cut to shape for the same	" 5,407	28,993	8,788 14	8,326	39,536 11,894 87
24	All other agricultural implements, N.E.S.		47,136	11,593 41		52,833 13,032 78
	Total agricultural implements		2,655,468	538,303 19		3,171,817 643 849 42
25	Anchors	Cwt. 5,372	19,766		5,536	20,345
26	Anvils and vices		27,621	7,203 80		43,853 11,665 20
27	Axle springs, axles, axle-bars n.e.s. and axle blanks and parts thereof, of iron or steel, for railway or tramway or other vehicles	Cwt. 40,937	107,442	36,369 49	39,553	96,493 30,854 31
28	Bar iron or steel rolled, whether in coils, bundles, rods or bars, comprising rounds, ovals, squares and flats, rolled shapes, N.O.P.	" 525,114	946,836	170,875 30	803,556	1,327,897 240,697 43
29	Butts and hinges, N.E.S.		29,220	8,736 50		40,391 12,060 40
30	Cart or wagon skeins or boxes	Lbs. 38,806	2,459	661 10	79,268	3,717 1,042 90
31	Cast iron pipe of every description	Cwt. 29,463	44,691	10,905 85	59,862	112,709 19,547 51
32	Castings, iron or steel in the rough, N.E.S.		198,074	49,350 52		242,131 59,846 04

3-4 EDWARD VII., A. 1904

No. 11.—ITEMIZED STATEMENT showing the Values of Imports

ARTICLES.		ENTERED FOR HOME CONSUMPTION.								
		1902.			1903.					
		Quantity.	Value.	Duty.	Quantity.	Value.	Duty.			
	\$	\$	cts.		\$	\$	cts.			
Metals and minerals and manufactures of, N.E.S.— <i>Con.</i>										
Iron and manufactures of, steel and manufactures of, or both combined— <i>Con.</i>										
1	Chains, coil chains, chain links and chain shackles, of iron or steel $\frac{1}{8}$ of an inch in diam. and over	Cwt.	37,487	138,349	6,244	91	49,006	177,181	7,632	18
2	Chain, malleable, sprocket or link belting for binders			14,462	2,892	40		25,081	5,016	20
3	Chains, N.E.S.			62,221	17,261	00		103,101	29,202	40
4	Cream separators and steel bowls for			487,834				587,308		
5	Cream separators, articles for the construction or manufacture of, when imported by manufacturers of cream separators to be used in their own factories for the manufacture of cream separators, O.C.			20,379				78,219		
6	Cut tacks, brads, sprigs, or shoe nails, double pointed, and other tacks of iron and steel, N.O.P.	Lbs.	154,070	11,188	3,903	44	100,233	7,496	2,623	13
7	Engines, locomotive, for railways, N.E.S.	No.	80	611,925	214,173	75	99	1,220,328	427,114	80
8	Engines, fire,	"	4	2,376	831	60				
9	" gasoline	"					446	137,014	34,241	42
10	" other, and boilers, N.E.S.	"	849	382,022	92,609	91	945	470,780	109,199	96
11	Fire extinguishing machines	"	25,968	19,327	6,764	45		20,584	7,204	40
12	Ferro-manganese, ferro-silicon, spiegeleisen	Tons.	6,513	150,977	5,495	42	6,350	162,710	6,141	25
13	Fittings of iron or steel for iron or steel pipe	Lbs.	3,898,368	232,428	69,650	80	5,348,276	343,970	103,078	70
14	Forgings of iron or steel of whatever shape or size or in whatever stage of manufacture, N.E.S.; and steel shafting, turned, compressed or polished; and hammered iron or steel bars or shapes, N.O.P.	"	2,801,773	93,272	27,718	30	3,075,331	119,144	35,167	30
15	Frogs, switches, crossings and intersections for railways	Cwt.	7,037	20,221	6,066	30	9,504	34,198	10,259	40
16	Hardware, viz.: builders', cabinet-makers', upholsterers', harness-makers', saddlers' and carriage hardware, including curry combs, and horse boots, N.E.S.			653,361	190,283	90		773,311	225,461	50
17	Hoop, band, scroll or strip of iron or steel, rolled, 8 inches or less in width, No. 18 gauge and thicker, N.E.S.	Cwt.	36,296	68,541	11,535	41	48,571	88,959	15,131	51

SESSIONAL PAPER No. 10

Imports and Exports from Canada, &c.—Continued.

IMPORTS.					EXPORTS.				
Value.					Value.				
1899.	1900.	1901.	1902.	1903.	1899.	1900.	1901.	1902.	1903.
£	£	£	£	£	£	£	£	£	£
60,127	107,780	95,025	138,700	177,892					1
26,653	24,341	15,070	14,462	25,081					2
24,541	47,574	40,611	62,806	103,829					3
228,721	216,953	260,969	487,834	587,308					
			20,379	78,219					5
11,910	14,784	9,960	11,075	7,462					6
398,118	446,097	497,401	748,129	1,222,521					7
1,733	7,660	2,854	2,376	137,014					8
									9
111,154	292,239	370,403	383,681	473,570					10
31,157	32,198	22,611	19,327	20,576					11
21,964	39,064	38,954	150,977	162,710					12
165,463	235,628	202,130	233,056	344,753					13
59,738	65,074	72,107	93,077	119,144					14
3,065	41,833	17,301	20,221	34,198					15
572,154	592,332	542,281	653,837	773,167	158,834	325,164	124,455	96,988	82,751 16
43,300	45,480	53,278	68,551	89,118					17

3-4 EDWARD VII., A. 1904

No. 11.—ITEMIZED STATEMENT showing the Values of Imports

ENTERED FOR HOME CONSUMPTION.

ARTICLES.	ENTERED FOR HOME CONSUMPTION.					
	1902.			1903.		
	Quantity.	Value.	Duty.	Quantity.	Value.	Duty.
		\$	\$ cts.		\$	\$ cts.
Metals and minerals and manufactures of, N.E.S.— <i>Con.</i>						
Iron and manufactures of, steel and manufactures of, or both combined— <i>Con.</i>						
1 Hoop, band, scroll or strip of iron or steel, rolled, thinner than No. 18 gauge, N.E.S. Cwt.	40,782	94,114	4,395 10	47,929	87,232	3,785 82
2 Hoop iron, not exceeding $\frac{3}{8}$ of an inch in width and being No. 25 gauge or thinner, used for the manufacture of tubular rivets "	110	308				
3 Horse, mule and ox shoes "		5,796	1,726 30		5,882	1,745 10
4 Iron or steel ingots, cogged ingots, blooms, slabs, billets, puddled bars, and loops or other forms, N.O.P., less finished than iron or steel bars, but more advanced than pig iron, except castings. Cwt.	401,306	419,543	34,421 01	394,418	380,034	35,042 61
5 Iron or steel bridges or parts thereof; iron or steel structural work, columns, shapes or sections, drilled, punched or in any further stage of manufacture than as rolled or cast, N.E.S. "	46,841	108,402	37,844 22	22,239	64,586	22,162 82
6 Iron or steel nuts, washers, rivets and bolts with or without threads, and nut, bolt and hinge planks, and T and strap hinges of all kinds, N.E.S. Lbs.	2,289,930	92,031	40,911 67	2,289,067	100,913	41,780 90
7 Iron and steel, rolled, round wire rod in the coil not over $\frac{3}{8}$ inch in diameter, imported by wire manufacturers for use in making wire in the coil in their factories. . . Cwt.	1,103,641	1,523,792		1,012,479	1,415,447	
8 Iron or steel sheets, corrugated, galvanized. "	1,683	5,696	1,012 34	9,462	24,699	4,234 59
9 Iron or steel sheets, corrugated, not galvanized. "	12,104	17,053	5,112 80	2,123	7,803	2,340 90
10 Iron or steel sheets: Canada plate; Russia iron, flat, galvanized, turned plate and rolled sheets of iron or steel, coated with zinc, spelter or other metal, of all widths or thickness, N.O.P. "	466,464	1,214,045	43,951 27	629,359	1,639,708	59,736 56
11 Iron or steel sheets, rolled, No. 17 gauge and thinner, N.O.P. "	243,430	619,759	24,268 49	236,418	557,837	22,136 38

SESSIONAL PAPER No. 10

into and Exports from Canada, &c.—Continued.

IMPORTS.					EXPORTS.				
Value.					Value.				
1899.	1900.	1901.	1902.	1903.	1899.	1900.	1901.	1902.	1903.
%	%	%	%	%	%	%	%	%	%
86,288	105,169	77,280	94,069	87,232					
310	52,571	65,301	308						2
12,767	10,459	11,709	5,796	5,882					3
81,283	362,463	206,975	419,543	380,034					4
281,175	327,180	442,481	152,388	65,056					5
78,036	95,959	79,505	92,154	100,957					6
765,777	1,196,593	645,136	1,523,792	1,415,447					7
			5,696	24,699					8
			17,053	7,803					9
953,423	963,153	758,110	1,214,045	1,639,930					10
230,828	377,116	347,577	619,759	557,874					11

3-4 EDWARD VII., A. 1904

No. 11.—ITEMIZED STATEMENT showing the Values of Imports

ARTICLES.		ENTERED FOR HOME CONSUMPTION.						
		1902.			1903.			
		Quantity.	Value.	Duty.	Quantity.	Value.	Duty.	
Metals and minerals and manufactures of, N.E.S.— <i>Con.</i>			\$	\$	cts.	\$	\$	cts.
Iron and manufactures of, steel and manufactures of, or both combined— <i>Con.</i>								
1	Iron or steel scrap, wrought, being waste or refuse, including punchings, cuttings and clippings of iron or steel plates or sheets, having been in actual use; crop ends of tin plate bars, blooms and rails, the same not having been in actual use	Cwt.	720,925	519,398	30,763 07	861,559	668,971	33,142 60
2	Iron or steel plates rolled, not less than 30 in. in width and not less than $\frac{1}{4}$ in. in thickness, N.O.P.	"	390,008	571,291	50,457 29	427,174	573,484	44,811 26
3	Iron or steel plates or sheets rolled, sheared or unsheared, and skelp iron or steel sheared or rolled in grooves, N.E.S.	"	216,030	333,892	68,105 78	210,950	303,311	58,641 98
4	Iron or steel beams, sheets, plates, angles, knees and cable chains for wood or iron, steel or composite ships or vessels.	"	35,735	70,707		119,009	179,234	
5	Iron in pigs, kentledge and east scrap iron	Tons.	43,026	624,035	97,634 35	98,932	1,433,066	196,846 97
6	Iron charcoal.	"	38	726	95 00	882	16,352	2,205 00
7	Iron, chromic (exports).							
8	Iron ore (exports).							
9	Iron or steel masts for ships or parts thereof.	Cwt.	29	380		8	25	
10	Locks of all kinds.			146,889	43,280 10		195,091	57,892 30
11	Locomotive and car wheel tires of steel in the rough.	Cwt.	36,388	79,045		46,046	109,785	
12	Machines and machinery, &c. (exports).							
13	Charcoal making machinery.						34,070	
14	Mining, smelting and reducing machinery, viz.: Coal cutting machines (except percussion coal cutters) coal heading machines, coal augers and rotary coal drills, &c. (<i>vide</i> item 555, schedule B of Customs tariff, Act 60-61 Vict., chap. 16, 1897).			848,155			985,847	
15	Machinery and structural iron for beet root sugar factories.			655,781			605,041	
16	Grain crushers.	No.	43	1,619	401 75	24	896	218 50
17	Ore crushers and rock crushers, stamp mills, Cornish and belted rolls, rock drills, air compressors, cranes, derricks and percussion coal cutters.			52,527	12,802 92		61,490	15,267 86

SESSIONAL PAPER No. 10

into and Exports from Canada, &c.—*Continued.*

IMPORTS.					EXPORTS.				
Value.					Value.				
1899.	1900.	1901.	1902.	1903.	1899.	1900.	1901.	1902.	1903.
\$	\$	\$	\$	\$	\$	\$	\$	\$	\$
292,243	635,172	239,470	519,398	668,971					1
221,852	386,556	290,960	571,291	573,887					2
102,547	160,873	122,280	333,872	303,311					3
57,421	123,214	292,958	70,707	179,234					4
465,387	990,810	586,983	786,433	1,291,716	91,721	423,755	271,734	1,350,457	397,793
19,123	38,736	7,121	1,086	16,352					6
					18,897	18,020	16,609	16,944	3,683
					4,968	7,689	153,957	1,303,901	733,230
1,119	12	52	380	25					9
129,998	128,552	127,378	146,912	195,101					10
49,134	81,312	70,116	79,045	109,785					11
					417,696	668,689	659,299	560,449	603,477
				34,070					13
298,010	721,942	1,534,659	843,905	980,145					14
			655,781	605,041					15
961	343	482	1,619	896					16
33,780	35,745	82,513	56,112	62,725					17

3-4 EDWARD VII., A. 1904

No. 11.—ITEMIZED STATEMENT showing the Values of Imports

ARTICLES.		ENTERED FOR HOME CONSUMPTION.					
		1902.			1903.		
		Quantity.	Value.	Duty.	Quantity.	Value.	Duty.
			\$	\$ cts.		\$	\$ cts.
Metals and minerals and manufactures of, N.E.S.— <i>Con.</i>							
Iron and manufactures of, steel and manufactures of, or both combined— <i>Con.</i>							
Machinery, &c.— <i>Con.</i>							
1	Wind mills..... No.	483	20,373	5,093 25	629	38,146	9,536 50
Portable machines—							
2	Fanning mills..... "	271	4,555	1,138 75	125	1,850	462 50
3	Fodder or feed cutters..... "	16	60	15 00	18	489	122 25
4	Horse powers..... "	62	6,590	1,647 50	60	6,197	1,549 25
5	Portable engines..... "	271	261,188	65,297 00	554	542,315	135,578 75
6	Portable saw and planing mills..... "	7	5,163	1,290 75	15	3,602	900 59
7	Threshers and separators..... "	678	147,634	36,908 50	802	312,971	78,242 75
8	Portable machines, other..... "	889	49,691	12,220 00	992	34,069	8,456 84
9	Parts of above articles.....		122,647	30,661 75		85,871	21,467 75
10	Lithographic presses and typemaking accessories therefor.....		4,537	453 70		984	98 40
11	Printing presses, printing, folding, bookbinding, bookbinders, ruling, embossing and paper cutting machines..... No.	765	201,093	20,063 06		313,590	31,183 54
12	Parts of above articles.....		56,521	5,645 41			
13	Sewing machine attachments.....		41,969			48,265	
14	Sewing machines and parts of..... No.	12,819	246,400	73,589 40	15,076	333,986	99,586 60
15	Slot machines..... "	448	8,030	2,007 50	958	14,150	3,537 50
16	Machines, typewriting..... "	2,402	129,949	32,487 25	3,038	174,975	43,743 75
17	All other machinery composed wholly or in part of iron or steel, N.O.P.....		3,468,923	841,987 35		4,247,682	1,039,637 97
Total machines and machinery.....			6,333,405	1,143,713 84		7,846,486	1,489,591 21
18	Malleable iron castings and iron or steel castings, N.E.S. Cw	1,411	5,511	1,377 75	23,292	72,988	18,247 00
19	Manufactured articles of iron or steel or brass which at the time of their importation are of a class or kind not manufactured in Canada, when imported for use in the construction of iron or steel ships or vessels.....		168,877			174,289	
20	Nails, spikes, composition and sheathing nails..... Lbs.	44,313	7,118	895 85	15,571	2,269	242 90
21	Nails and spikes, wrought and pressed, trunk clout, coopers, cigar box, Hungarian, horse-shoe and other nails, N.E.S. "	170,310	9,516	2,656 30	209,188	11,524	3,197 90
22	Nails and spikes, cut, and railway spikes..... "	1,457,275	32,725	7,274 77	924,461	21,517	4,564 06
23	Nails, wire of all kinds, N.O.P. "	372,591	12,862	2,235 35	219,642	8,174	1,317 91

SESSIONAL PAPER No. 10

into and Exports from Canada, &c.—Continued.

IMPORTS.					EXPORTS.				
Value.					Value.				
1899.	1900.	1901.	1902.	1903.	1899.	1900.	1901.	1902.	1903.
\$	\$	\$	\$	\$	\$	\$	\$	\$	\$
15,537	16,971	20,360	20,373	38,146					1
518	2,197	2,184	4,555	1,850					2
35	139	5,355	60	489					3
2,655	2,960	1,787	6,137	5,742					4
74,703	157,231	57,301	260,336	543,967					5
15,779	1,555	1,087	5,163	3,602					6
78,264	116,277	41,123	146,271	313,720					7
45,936	41,972	35,165	49,694	33,810					8
20,318	42,827	25,853	122,950	85,798					9
4,816	435	1,500	4,537	984					10
206,339	217,082	285,522	200,895	313,590					11
47,493	87,339	67,950	56,191	48,265					12
22,915	28,358	35,708	41,969						13
159,147	214,205	202,793	246,179	331,366	20,065	17,405	19,005	23,920	30,672
7,811	14,202	9,116	8,030	15,050					
91,910	109,667	102,698	130,232	173,113					102,870
									16
2,318,098	3,461,399	3,587,190	3,509,181	4,232,874					17
3,445,025	5,272,846	6,100,346	6,370,170	7,825,243	437,761	686,094	678,304	584,369	737,019
16,649	17,930	14,444	5,511	72,988					18
19,432	27,314	90,031	167,953	174,289					19
2,256	3,512	2,734	7,109	2,166					20
8,988	11,265	12,039	9,773	11,620					21
16,803	52,354	47,061	32,725	21,517					22
10,330	19,900	22,078	12,862	8,178					23

3-4 EDWARD VII., A. 1904

No. 11.—ITEMIZED STATEMENT showing the Values of Imports

ARTICLES.		ENTERED FOR HOME CONSUMPTION.					
		1902.			1903.		
		Quantity.	Value.	Duty.	Quantity.	Value.	Duty.
Metals and minerals and manufactures of, N.E.S.— <i>Con.</i>			§	§ cts.		§	§ cts.
Iron and manufactures of, steel and manufactures of, or both combined— <i>Con.</i>							
1	Plough plates or shaves or mould boards, land slides and other plates for agricultural implements, cut to shape from rolled plates of steel but not moulded, punched, polished or otherwise manufactured. Cwt.	46,721	178,704	8,935 20	56,322	225,705	11,269 70
2	Pumps, N.E.S.		187,285	46,735 42		227,910	56,963 66
3	Railway bars or rails of iron or steel of any form, punched or not punched, N.E.S. for railways, which term for the purposes of this item shall include all kinds of railways, street railways and tramways even although the same are used for private purposes only, and even although they are not used or intended to be used in connection with the business of common carrying of goods or passengers. . . Tons.	8,285	206,908	59,137 90	12,301	235,904	66,503 10
4	Railway fish-plates and tie-plates "	4,094	122,840	28,469 39	7,047	210,081	51,011 51
5	Rolls of chilled iron or steel. . . Cwt.	2,126	7,591	2,277 30	2,450	9,429	2,828 70
6	Rolled iron or steel angles, tees, beams, channels, girders and other rolled shapes or sections weighing less than 35 lbs. per lineal yard, not punched, drilled or further manufactured than rolled, N.O.P. "	250,540	356,237	76,562 67	289,132	380,993	84,177 15
7	Rolled iron or steel angles, tees, beams, channels, joists, girders, zees, stars or rolled shapes, or trough bridge, building or structural or rolled sections, or shapes, not punched, drilled or further manufactured than rolled, N.E.S., and flat eye bar blanks not punched or drilled "	560,233	789,644	74,213 09	733,653	947,588	87,219 49
8	Safes, and doors for, and vaults		21,330	6,357 09		58,716	17,691 00
9	Scales, balances and weighing beams and strength-testing machines.		102,692	30,697 10		118,997	35,471 10
10	Malleable iron or steel castings, in the rough, for the manufacture of scissors and hand shears when imported by manufacturers of scissors and hand shears to be used in making such articles in their own factories. Cwt.		2,394		512	7,138	

SESSIONAL PAPER No. 10

into and Exports from Canada, &c.—Continued.

IMPORTS.					EXPORTS.				
Value.					Value.				
1899.	1900.	1901.	1902.	1903.	1899.	1900.	1901.	1902.	1903.
\$	\$	\$	\$	\$	\$	\$	\$	\$	\$
133,764	126,233	116,569	178,704	225,705
113,982	170,921	180,164	187,726	228,404
									1
									2
86,614	138,494	142,590	206,908	233,904
131,141	226,380	165,960	122,840	210,085
7,247	6,703	10,178	7,591	9,429
									3
									4
									5
113,996	183,214	199,192	357,037	380,993
									6
251,205	877,404	460,548	789,905	948,084
19,236	14,369	13,563	21,315	58,716
									7
									8
76,350	88,943	95,707	103,592	118,317
									9
.....	2,394	7,138
									10

3-4 EDWARD VII., A. 1904

No. 11.—ITEMIZED STATEMENT showing the Values of Imports

ARTICLES.	ENTERED FOR HOME CONSUMPTION.					
	1902.			1903.		
	Quantity.	Value.	Duty.	Quantity.	Value.	Duty.
Metals and minerals and manufactures of, N. E. S.— <i>Con.</i>		\$	\$ cts.		\$	\$ cts.
Iron and manufactures of, steel and manufactures of, or both combined— <i>Con.</i>						
1 Scrap-iron and scrap-steel, old and fit only to be remanufactured, being part of or recovered from any vessel wrecked in waters subject to the jurisdiction of Canada... Cwt.	2,088	1,511	747	1,431
2 Screws, iron and steel, commonly called "wood screws," N. E. S. Gross.	14,124	4,905 01	101,871	18,573	6,460 18
3 Skelp iron or steel, sheared or rolled in grooves, imported by manufacturers of wrought iron or steel pipe for use only in the manufacture of wrought iron or steel pipe..... Cwt.	323,915	496,130	24,748 44	357,638	572,299	26,645 39
4 Skates, of all kinds, or parts thereof..... Prs.	50,896	19,105	6,686 75	93,657	35,163	12,307 05
5 Steel rails weighing not less than 45 lbs. per lineal yard, for use only in the tracks of railways which are employed in the common carrying of goods and passengers and are operated by steam motive power only..... Cwt.	2,447,356	2,746,222	3,672,060	4,256,064
6 Steel, valued at 2½ cts. per lb. and upwards, for manufacture of skates	"	2,058	9,921	1,644	8,750
7 Steel for saws and straw cutters cut to shape but not further manufactured	"	13,365	111,261	14,939	133,723
8 Steel, crucible sheet, 11 to 16 gauge, 2½ to 18 inches wide, imported by manufacturers of mower and reaper knives for the manufacture of such knives in their own factories	"	6,886	30,360	11,063	48,178
9 Steel plate, universal mill or rolled edge bridge plates imported by manufacturers of bridges	"	71,861	101,682	10,128 68	149,379	208,018 20,463 97
10 Steel, under ½ inch in diameter, or under ½ inch square, imported by the manufacturers of cutlery, or of knobs, or of locks, for use exclusively in the manufacture of such articles in their own factories... ..	"	4,020	8,783	2,513	7,314
11 Steel for the manufacture of cutlery when imported by manufacturers of cutlery to be used in their own factories in the manufacture of such articles, O. C.	"	757	2,030	1,444	5,252

SESSIONAL PAPER No. 10

into and Exports from Canada, &c.—*Continued.*

IMPORTS.					EXPORTS.					
Value.					Value.					
1899.	1900.	1901.	1902.	1903.	1899.	1900.	1901.	1902.	1903.	
\$	\$	\$	\$	\$	\$	\$	\$	\$	\$	
3,049	3,497	2,607	1,511	1,431	1
17,214	19,289	17,319	14,167	18,573	2
223,368	428,871	251,524	496,130	572,299	3
54,385	24,323	14,491	18,133	35,043	4
1,714,228	2,787,866	3,329,919	2,746,222	4,256,064	5
1,383	5,810	10,365	9,921	8,750	6
74,908	259,676	131,262	111,261	133,723	7
36,533	46,665	9,366	30,360	48,178	8
39,434	127,524	87,598	101,682	208,018	9
4,571	5,370	4,781	8,783	7,314	10
.....	2,030	5,252	11

3-4 EDWARD VII., A. 1904

No. 11.—ITEMIZED STATEMENT showing the Values of Imports

ARTICLES.		ENTERED FOR HOME CONSUMPTION						
		1902.			1903.			
		Quantity.	Value.	Duty.	Quantity.	Value.	Duty.	
Metals and minerals and manufactures of, N.E.S.— <i>Con.</i>			\$	\$	cts.	\$	\$	cts.
Iron and manufactures of, steel and manufactures of, or both combined.— <i>Con.</i>								
1	Steel, of No. 20 gauge and thinner, but not thinner than No. 30 gauge, to be used in the manufacture of corset steel, clock springs, and shoe shanks..... Cwt.	1,788	6,643		1,449	4,508		
2	Steel wire, flat, of No. 16 gauge or thinner, imported by the manufacturers of crinoline or corset wire, & dress stays, &c. "	5,351	19,138		1,713	11,798		
3	Steel of No. 12 gauge and thinner but not thinner than No. 30 gauge, imported by manufacturers of buckle clasps, bed-fasts, furniture casters and ice creepers..... "	825	2,614		1,154	4,019		
4	Steel, flat, springs, steel billets and steel axle-bars imported by manufacturers of carriage springs and carriage axles for use exclusively in the manufacture of springs and axles for carriages or vehicles other than railway or tramway.... "	73,624	119,309		85,027	152,745		
5	Steel, spiral springs, for spiral springs for railways imported by the manufacturers of railway springs for use exclusively in the manufacture of railway spiral springs..... "	34,047	61,671		52,056	103,127		
6	Steel springs for the manufacture of surgical trusses imported by manufacturers for use in their factories..... "	245	3,923		28	1,628		
7	Steel for the manufacture of bicycle chains imported by manufacturers for use in their factories..... "	267	1,060		71	307		
8	Steel for use in the construction of international bridges, O.C.							
9	Steel in bars, bands, hoops, scroll or strips, sheets, or plates of any size, thickness or width when of greater value than 2½ cts. per lb., N.O.P. Cwt.	135,496	594,766	28,171 69	119,706	601,462	27,933 01	
10	Steel, chrome steel..... "	4,217	35,218	5,282 70	3,069	22,563	3,384 45	
11	Steel for the manufacture of files, augers, auger bits, hammers, axes, hatchets, scythes, reaping hooks, hoes, hand-rakes, hay or straw knives, wind mills and agricultural or harvesting forks imported, &c. "	66,114	153,114		98,087	217,033		

SESSIONAL PAPER No. 10

into and Exports from Canada, &c.—Continued.

IMPORTS.					EXPORTS.					
Value.					Value.					
1899.	1900.	1901.	1902.	1903.	1899.	1900.	1901.	1902.	1903.	
\$	\$	\$	\$	\$	\$	\$	\$	\$	\$	
7,997	7,177	9,739	6,643	4,508						1
12,385	17,547	13,822	19,138	11,798						2
1,995	4,609	1,433	2,614	4,019						3
60,017	108,644	72,190	119,309	152,745						4
32,458	57,914	30,251	61,671	103,127						5
979	1,561	1,264	3,923	1,628						6
3,450	4,459	1,640	1,060	307						7
53,415	63,292	196,489								8
272,386	858,296	414,963	595,299	601,479						9
16,741	17,374	11,549	35,218	22,563						10
89,330	149,788	138,816	153,114	217,033						11

3-4 EDWARD VII., A. 1904

No. 11.—ITEMIZED STATEMENT showing the Values of Imports

ARTICLES.	ENTERED FOR HOME CONSUMPTION.					
	1902.			1903.		
	Quantity.	Value.	Duty.	Quantity.	Value.	Duty.
Metals and minerals and manufactures of, N.E.S.— <i>Con.</i>		\$	¢ cts.		\$	¢ cts.
Iron and manufactures of, steel and manufactures of, or both combined.— <i>Con.</i>						
1 Steel of No. 24 and 17 gauge, in sheets 63 inches long, and from 18 inches to 32 inches wide, imported by the manufacturers of tubular bow sockets for use in the manufacture of such articles in their own factories Cwt.	2,258	7,483	1,117	3,441
Steel, manufactures of :—						
2 Pen knives, jack knives and pocket knives of all kinds.....		107,109	27,077 60		168,397	42,578 60
3 Table cutlery, all kinds, N.O.P.		214,076	47,323 90		244,276	53,413 80
4 All other cutlery, N.E.S.		206,502	54,780 40		207,379	55,265 60
5 Bayonets, swords, fencing foils and masks		2,716	749 60		1,122	331 60
6 Guns, rifles, including air guns and air rifles (not being toys), muskets, cannons, pistols, revolvers, or other firearms.		257,135	75,000 40		346,614	100,948 70
7 Needles, of any material or kind, N.O.P.		58,553	14,541 40		66,887	16,827 20
8 Surgical and dental instruments and surgical needles		123,599		154,825
9 Knife blades, or blanks, and forks of iron or steel, in the rough, not handled, filed, ground or otherwise manufactured		452	31 88		828	69 50
10 Steel, manufactures of, N.E.S. (exports)						
11 Stoves of all kinds and parts thereof		172,791	43,169 93		270,783	67,645 34
12 Sad or smoothing, hatters' and tailors' irons, plated wholly or in part or not		10,215	2,541 26		10,471	2,606 35
13 Swedish rolled iron and Swedish rolled steel nail rods under half an inch in diameter for the manufacture of horse-shoe nails Cwt.	13,900	27,300	4,095 00	11,723	22,170	3,321 50
14 Tacks, shoe Lbs.	51,815	3,882	1,358 47	25,389	2,511	864 83
Tools and implements :—						
15 Adzes, cleavers, hatchets, wedges, sledges, hammers, crowbars, cant dogs and track tools ; picks, mat-tocks and eyes or poles for the same		29,041	8,548 60		50,062	14,468 10
16 Axes Doz.	10,379	50,148	12,535 84	7,892	42,261	10,565 25
17 Files and rasps, N.E.S.		93,668	27,122 70		84,188	24,237 00
18 Saws		120,323	35,732 70		170,859	51,040 00
19 Tools, hand or machine, of all kinds, N.O.P.		603,190	177,495 70		793,763	233,394 20

SESSIONAL PAPER No. 10

into and Exports from Canada, &c.—Continued.

IMPORTS.					EXPORTS.					
Value.					Value.					
1899.	1900.	1901.	1902.	1903.	1899.	1900.	1901.	1902.	1903.	
₹	₹	₹	₹	₹	₹	₹	₹	₹	₹	
2,004	4,311	4,764	7,483	3,441						1
119,529	122,325	89,219	107,106	168,397						2
178,511	137,811	196,906	214,959	243,550						3
129,097	158,322	197,374	207,446	207,877						4
1,811	2,780	1,772	2,716	1,122						5
127,288	140,336	177,309	256,969	349,393						6
47,899	52,238	52,742	58,581	66,780						7
86,779	103,740	127,012	123,599	154,825						8
1,720	2,348	882	452	828						9
					119,097	134,042	697,426	729,729	2,399,852	10
126,944	129,864	128,776	173,003	270,854	4,253	3,594	8,908	7,753	9,314	11
9,839	9,608	10,050	10,225	10,601						12
39,383	43,199	38,375	27,300	22,170						13
4,002	4,970	5,533	3,882	2,511						14
25,503	54,396	21,013	28,996	50,062						15
41,556	39,964	29,928	50,135	42,311						16
76,817	101,903	83,568	93,708	84,188						17
77,726	95,715	90,577	120,338	170,926						18
478,934	535,450	525,118	605,471	793,716						19

3-4 EDWARD VII., A. 1904

No. 11.—ITEMIZED STATEMENT showing the Values of Imports

ARTICLES.	ENTERED FOR HOME CONSUMPTION.					
	1902.			1903.		
	Quantity.	Value.	Duty.	Quantity.	Value.	Duty.
Metals and minerals and manufactures of, N. E. S.— <i>Con.</i>		\$	\$ cts.		\$	\$ cts.
Iron and manufactures of, steel and manufactures of, or both combined— <i>Con.</i>						
1 Tools and machinery, all kinds, not manufactured in Canada up to the required standard, necessary for any factory to be established in Canada for the manufacture of rifles for the Government of Canada.....					154,402	
2 Tubing, rolled iron tubes not welded or joined, under 1½-inch in diameter, angle iron 9 and 10 gauge, not over 1½-inch wide, iron tubing lacquered or brass covered, not over 1½-inch diameter, all of which are cut to lengths for the manufacture of bedsteads.....	Cwt.	29,023	96,369	41,561	132,725	
3 Tubes for boilers of wrought iron or steel, including flues and corrugated tubes for marine boilers.....	Feet.		324,042 15,541 26	3,019,120	361,604	16,750 94
4 Tubes, seamless steel, for bicycles.....	"		16,550 1,649 33	147,974	14,313	1,408 17
5 Tubes of rolled steel, seamless not joined or welded, not more than 1½-inch in diameter.....	"		8,475 837 10	123,174	8,059	805 90
6 Tubing, wrought iron or steel, plain or galvanized, threaded and coupled or not, 2 inches or less in diameter, N. E. S.....	"		107,395 31,002 07	2,070,738	297,782	41,807 95
7 Tubing, wrought-iron or steel, plain or galvanized, threaded and coupled or not, over 2 inches in diameter, N. E. S.....	"		281,140 38,385 75	2,892,150	129,965	39,074 75
8 Other iron or steel tubes or pipes, N. O. P.....	"		24,309 7,157 90	205,246	37,479	11,128 40
9 Ware—Galvanized sheet iron or galvanized sheet steel, manufactures of, N. O. P.....			23,827 5,779 77		15,932	3,585 90
10 Ware—Agate, granite or enamelled iron or steel hollow ware.....			28,714 9,710 10		62,642	21,515 72
11 Ware—Enamelled iron or steel ware, N. E. S.; iron or steel hollow ware, plain black tinned or coated; and nickel and aluminum kitchen or household hollow ware, N. E. S.....			101,147 30,168 40		141,565	41,457 70
12 Wire bale ties.....	Bdls. of 250			2,953	3,512	1,053 60

SESSIONAL PAPER No. 10

into and Exports from Canada, &c.—Continued.

IMPORTS.					EXPORTS.					
Value.					Value.					
1899.	1900.	1901.	1902.	1903.	1899.	1900.	1901.	1902.	1903.	
¢	¢	¢	¢	¢	¢	¢	¢	¢	¢	
				154,402						1
39,429	84,555	57,659	96,309	132,725						2
185,564	392,876	231,209	324,042	361,545						3
58,770	46,386	32,843	16,722	14,313						4
11,482	23,871	3,559	8,475	8,059						5
257,011	299,199	83,404	108,088	304,323						6
296,522	266,342	233,341	287,832	130,278						7
25,476	43,688	35,462	24,273	37,391						8
28,059	42,968	44,815	23,735	16,065						9
25,918	25,502	23,109	28,763	63,203						10
78,926	103,670	59,133	101,373	145,656						11
				3,512						12

3-4 EDWARD VII., A. 1904

No. 11.—ITEMIZED STATEMENT showing the Values of Imports

ARTICLES.		ENTERED FOR HOME CONSUMPTION.					
		1902.			1903.		
		Quantity.	Value.	Duty.	Quantity.	Value.	Duty.
Metals and minerals and manufactures of, N.E.S.— <i>Con.</i>			£	£ cts.		£	£ cts.
Iron and manufactures of, steel and manufactures of, or both combined— <i>Con.</i>							
1	Wire fencing, woven buckthorn strip, and wire fencing of iron or steel, N.E.S. Lbs.	385,670	13,825	1,835 45	640,141	19,608	2,796 75
2	Wire, steel strip and flat steel, imported by manufacturers of plain strip fencing for use in their own factories in the manufacture thereof..... Cwt.	7,900	10,554	48	130
3	Wire, barbed fencing of iron or steel..... "	329,391	826,846	305,034	702,809
4	Wire, single or several, covered with cotton, linen, silk or other material, N.E.S. Lbs.	2,269,407	315,706	93,202 30	1,796,435	274,683	80,419 90
5	Wire, iron or steel galvanized, Nos. 9, 12 and 13 gauge.... Cwt.	297,084	548,185	315,440	667,257
6	Wire of all kinds, N.O.P. " "	70,510	190,422	36,996 74	95,389	232,054	45,198 09
7	Wire rope, stranded or twisted wire, clothes lines, picture or other twisted wire and wire cables, N.E.S.... "	16,122	130,565	26,749 02	20,559	152,371	30,231 78
8	Wire crucible cast steel.... Lbs.	1,166,422	88,377	2,080,722	102,156
9	Wire cloth, or wove wire and netting of iron or steel.... "	710,944	31,713	7,670 40	973,387	47,926	11,130 70
10	Wire screens, doors and windows..... "	10,660	3,111 60	6,825	1,961 60
11	Wire rigging for ships and vessels..... Cwt.	11,152	32,949	6,645	30,444
12	Wire, steel, Bessemer soft drawn spring, of Nos. 10, 12 and 13 gauge, respectively, and homo steel spring wire of Nos. 11 and 12 gauge, respectively, imported by manufacturers of wire mattresses, to be used in their own factories. "	4,015	11,561	4,330	14,252
13	All other manufactures, articles or wares not specially enumerated or provided for, composed wholly or in part of iron or steel, and whether partly or wholly manufactured.....	1,434,062	425,022 50	1,893,777	569,418 50
Total iron and steel and mfrs of.....		33,277,102	4,799,185 40	42,290,969	6,239,267 51
Lead and manufactures of:—							
14	Old, scrap, pig and blocks... Cwt.	122,279	104,672	12,689 49	98,539	67,821	8,422 30
15	Bars and sheets..... "	18,596	49,261	8,648 68	11,535	35,398	6,493 00
16	Pipe..... Lbs.	195,981	8,018	2,231 25	151,832	6,429	1,896 10
17	Shot and bullets..... "	88,212	3,760	912 12	23,932	1,197	389 79
18	Tea lead..... "	1,282,592	59,947	1,819,191	72,978
19	Nitrate and acetate of, not ground..... "	311,831	13,765	392,400	15,798

SESSIONAL PAPER No. 10

into and Exports from Canada, &c.—Continued.

IMPORTS.					EXPORTS.				
Value.					Value.				
1899.	1900.	1901.	1902.	1903.	1899.	1900.	1901.	1902.	1903.
\$	\$	\$	\$	\$	\$	\$	\$	\$	\$
23,726	82,875	67,543	13,825	19,608					1
22,051	6,342	299	10,554	130					2
316,286	475,667	316,664	826,846	702,809					3
304,585	469,462	355,910	314,766	273,372					4
204,675	329,841	324,882	548,185	667,257					5
154,872	192,745	100,856	190,423	251,618					6
68,766	78,901	120,291	131,951	153,735					7
36,613	51,239	82,063	88,377	102,156					8
18,268	28,914	32,032	31,751	47,956					9
4,897	8,287	11,426	10,660	6,825					10
14,770	22,752	27,333	32,949	30,444					11
7,909	12,817	13,021	11,561	14,252					12
933,129	1,495,435	1,345,924	1,440,621	1,895,749					13
19,848,433	29,649,178	27,107,419	33,681,625	42,156,215	2,817,159	3,462,508	3,717,537	6,027,454	6,849,149
284,795	203,428	96,075	102,351	66,756					14
38,072	57,748	72,115	47,009	33,599					15
8,008	8,824	11,934	8,182	6,581					16
2,141	4,289	2,535	3,760	2,833					17
46,312	43,615	41,776	59,947	72,978					18
12,962	15,445	11,073	13,765	15,798					19

3-4 EDWARD VII., A. 1904

No. 11.—ITEMIZED STATEMENT showing the Values of Imports

ARTICLES.		ENTERED FOR HOME CONSUMPTION.					
		1902.			1903.		
		Quantity.	Value.	Duty.	Quantity.	Value.	Duty.
			\$	\$ cts.		\$	\$ cts.
Metals and minerals and manufactures of— <i>Con.</i>							
Lead and manufactures of— <i>Con.</i>							
1	Lead ore (exports).....						
2	Manufactures of, N.O.P.....		48,295	14,174 10		53,547	15,651 00
	Total lead and manufactures of.....		287,718	38,655 64		253,168	32,852 19
3	Tin and manufactures of (ex-ports).....						
4	Tin crystals.....			3,872		1,563	
5	Tin plate in sheets, decorated. Lbs.	9,193	581	145 25			
6	Tin, strip waste..... "	22,600	62		145,630	5,096	
7	Tinware, plain, japanned, or lithographed and all manufactures of tin, N.E.S.....		115,115	27,953 65		123,877	30,092 77
8	Tin in blocks, pigs or bars.. Cwt.	31,747	598,958		25,490	728,904	
9	Tin plates and sheets..... "	544,149	1,528,655		605,024	1,806,643	
10	Tin foil..... Lbs.	399,908	46,715		369,940	46,103	
	Total tin and manufactures of ..		2,293,958	28,098 90		2,712,186	30,092 77
11	Zinc, manufactures of, N.O.P.....		6,636	1,607 82		9,666	2,393 08
12	" in blocks, pigs and sheets and plates..... Cwt.	34,871	141,560		26,646	142,827	
13	" spelter in blocks and pigs. "	18,356	80,757		23,159	110,817	
14	" seamless, drawn tubing.. Lbs.	80	47		445	88	
	Total zinc and manufactures of ..		229,000	1,607 82		263,398	2,393 08
Miscellaneous metals and minerals and manufactures of, N.E.S.:—							
15	Alumina..... Cwt.				373,589	36,599	
16	Aluminum, manufactures of, N.O.P.....		10,722	2,648 18		14,201	3,526 54
17	Aluminum in ingots, blocks or bars, strips, sheets or plates..... Lbs.	303,003	30,496		69,473	13,930	
18	Antimony ore (exports).....						
19	Arsenic (exports).....						
20	Asbestos.....						
21	Asbestos in any other form than crude, and all manufactures of.....		52,464	12,917 38		75,465	18,703 93
22	Babbit metal.....		39,226	3,782 84		62,032	6,131 74
23	Barytes, ground and unground.....						
24	Bird, parrot, squirrel and rat cages of wire and metal parts thereof.....		4,792	1,677 20		5,007	1,752 45
25	Bismuth metallic in its natural state..... Lbs.	697	814		1,289	1,149	
26	Black lead.....		20,467	4,661 96		22,559	5,194 86
27	Blanketing and lapping and disc or mills for engraving copper rollers, imported by cotton manufacturers, calico printers and wall paper manufacturers.....		13,192			31,253	

SESSIONAL PAPER No. 10

into and Exports from Canada, &c.—Continued.

IMPORTS.					EXPORTS.					
Value.					Value.					
1899.	1900.	1901.	1902.	1903.	1899.	1900.	1901.	1902.	1903.	
\$	\$	\$	\$	\$	\$	\$	\$	\$	\$	
34,947	48,230	51,183	48,485	53,716	895,769	688,691	2,517,084	889,369	384,077	1
427,237	381,579	286,741	283,499	252,261	895,769	688,691	2,517,084	889,369	384,077	2
2,574	2,819	2,410	3,872	1,563	27,823	71,244	59,151	98,247	90,953	3
857	2,146	329	581	581						4
3,216	5,078	110	62	5,996						5
94,335	99,921	119,842	115,300	124,206						6
306,085	580,855	697,664	598,958	728,904						7
927,036	1,683,788	1,466,965	1,528,655	1,806,643						8
38,401	44,173	49,758	46,715	46,103						9
1,372,504	2,418,780	2,337,078	2,294,143	2,712,515	27,823	71,244	59,151	98,247	90,953	10
9,266	9,627	6,860	6,690	9,792						11
107,477	156,167	103,457	141,560	142,827						12
29,687	29,416	58,283	80,757	110,817						13
5,037	1,870	47	88						14
151,467	197,080	168,600	229,054	263,524						15
		171		36,599						16
5,082	5,617	7,457	10,780	14,656						17
4,149	6,920	8,745	30,496	13,930						18
						200	5,074	2,170	20,104	19
					453,176	490,909	868,873	1,131,202	26,736	20
31,780	44,748	50,288	53,074	75,530						21
26,837	23,999	24,684	39,226	62,032						22
							3,820		700	23
4,563	3,236	3,560	4,792	5,007						24
422	207	828	814	1,149						25
21,108	21,904	25,829	20,612	23,065						26
6,890	11,751	10,758	13,192	31,253						27

3-4 EDWARD VII., A. 1904

No. 11.—ITEMIZED STATEMENT showing the Values of Imports

ARTICLES.		ENTERED FOR HOME CONSUMPTION.						
		1902.			1903.			
		Quantity.	Value.	Duty.	Quantity.	Value.	Duty.	
Metals and minerals and manufactures of— <i>Con.</i>			£	£	cts.	£	£	cts.
Miscellaneous metals and minerals and manufactures of, N. E. S.— <i>Con.</i>								
1	Britannia metal, manufactures of, not plated		27,243	6,537	51	28,563	6,622	36
2	Britannia metal in pigs, blocks and bars..... Cwt. 696		9,879		157	9,159		
3	Bronze, phosphor bronze, phosphor tin, in blocks, bars, sheets and wire.....		27,082	2,658	94	9,642	935	14
4	Bronze statuettes or ornaments		6,525	2,272	38	5,790	2,011	10
5	Buckles of iron or steel, brass or copper of all kinds, N.O.P. (not being jewellery)		36,650	10,596	30	35,152	10,360	70
6	Cinnabar.....							
7	Composition metal for the manufacture of jewellery and filled gold watch cases.....		4,705	470	50	6,360	636	00
8	Cryolite or kryolite..... Cwt. 1,484		8,842		1,382	8,872		
9	Frames, clasps and fasteners for purses and chatelaine bags or reticules, not more than seven inches in width, imported by the manufacturers of purses and chatelaine bags or reticules for use in their factories.....		11,827	2,365	40	20,901	4,176	00
10	Furniture springs.....		9,420	2,813	00	9,209	2,762	70
11	Garden or lawn sprinklers		974	290	60	8,722	2,616	60
12	Gas, coal or other oil and electric light fixtures or parts thereof of metal, including lava or other tips, burners collars, galleries, shades and shade-holders.....		152,630	45,304	10	200,310	59,846	50
13	Gas meters..... No. 1,577		12,528	3,458	25	15,531	4,540	55
14	German, Nevada and nickel silver, manufactures of, not plated		39,433	9,194	40	36,168	8,688	53
15	Silver, German silver and nickel silver, in ingots, blocks, bars, strips, sheets or plates, unmanufactured..... Lbs. 35,777		13,938		52,721	17,111		
16	Ingot moulds.....		27,079			27,365		
17	Jewellers' sweepings.....		114					
18	Lamp springs.....		1,583	158	30	1,548	154	80
19	Lamps, side lights and head lights, lanterns and chandeliers.....		280,016	83,699	80	356,107	106,489	60
20	Manganese ore (exports).....							
21	Meerschauin, crude or raw..... Lbs. 2,232		30					
22	Metals, other than iron and steel, N. E. S., manufactures of (exports).....							
23	Mica, crude or cut (exports).....							
24	" ground (exports).....							
25	Mines, produce of, N. E. S. (exports).....							
26	Mineral and bituminous substances, N. O. P.		64,572	12,687	34	52,201	9,603	17
27	Mineralogical specimens.....		1,094			562		

SESSIONAL PAPER No. 10

into and Exports from Canada, &c.—Continued.

IMPORTS.					EXPORTS.					
Value.					Value.					
1899.	1900.	1901.	1902.	1903.	1899.	1900.	1901.	1902.	1903.	
£	£	£	£	£	£	£	£	£	£	
27,732	29,586	23,433	27,397	28,563						1
14,466	10,168	12,248	9,879	9,159						2
9,585	13,859	15,273	27,082	9,642						3
5,202	7,916	7,187	6,927	5,790						4
25,825	41,972	38,501	36,750	35,152						5
176										6
2,260	2,712	2,455	4,705	6,360						7
2,120	2,721	2,158	8,842	8,872						8
4,146	4,875	5,605	11,827	20,901						9
2,648	3,690	3,237	9,420	9,209						10
1,659	975	1,308	974	8,722						11
118,323	161,152	134,266	152,819	200,273						12
13,550	22,751	12,311	12,528	15,531						13
23,933	21,975	25,441	39,433	36,168						14
8,401	8,633	13,515	13,938	17,111						15
10,074	13,869	5,713	27,079	27,365						16
80	208	289	114		30,070	34,969	34,202	40,039	45,833	17
538	427	1,805	1,583	1,423						18
212,055	242,810	254,842	282,497	363,856						19
26	50	21	30		882	2,521	1,950	6,142	2,421	20
										21
					70,534	81,096	175,915	376,779	434,705	22
					148,239	136,332	146,848	242,296	327,894	23
						20	2,740	20		24
					53,305	33,684	114,997	196,325	305,476	25
24,040	28,038	20,042	64,237	51,930						26
3,561	4,721	1,610	1,094	562						27

3-4 EDWARD VII., A. 1904

No. 11.—ITEMIZED STATEMENT showing the Values of Imports

ARTICLES.		ENTERED FOR HOME CONSUMPTION.						
		1902.			1903.			
		Quantity.	Value.	Duty.	Quantity.	Value.	Duty.	
Metals and minerals and mfrs. of— <i>Con.</i>			\$	\$	cts.	\$	\$	cts.
Miscellaneous metals and minerals and mfrs. of— <i>Con.</i>								
1	Nickel. Cwt.	36	1,539		4,502	13,154		
2	Nickel-plated ware, N. E. S.		52,172	15,425 80		58,998	17,438 10	
3	Nickel anodes.		13,909	1,390 90		13,023	1,302 30	
4	Nickel fine, contained in ore, matte or speiss (exports)							
5	Ores of metals, all kinds, including cobalt ore Cwt.	8,135,004	727,099		10,611,238	1,070,232		
6	Ores, N. E. S. (exports)							
7	Patterns of brass, iron or other metal.		1,918	541 50		1,644	480 80	
8	Pewter, platina and metal composition, N. E. S.		2,048	608 30		4,779	1,417 30	
9	Pins, N. O. P.		68,361	18,196 10		76,177	19,849 20	
10	Platinum, (exports)							
11	Platinum sheets and wire, and retorts, pans, condensers, tubing and pipe made of platinum, imported by manufacturers of sulphuric acid.		19,357			21,251		
12	Plumbago, crude		3,649	364 90		2,870	287 00	
13	" manufactures of, N. E. S.		15,021	3,478 47		12,493	2,917 75	
14	Pyrites, (exports)							
15	Ribs of brass, iron or steel, runners, rings, cops, notches, ferrules, mounts and sticks or canes in the rough or not further manufactured than cut in lengths suitable for umbrella, parasol or sunshade sticks, when imported by manufacturers of umbrellas, parasols and sunshades for use in their factories		95,479			141,281		
16	Screws of brass or other metal except iron or steel, N. O. P.		5,904	2,066 40		7,224	2,522 00	
17	Silex or crystallized quartz. Cwt.	4,388	3,858		3,514	2,762		
18	Stereotypes, electrotypes and celluloids of newspaper columns in any language other than French and English, and of books, and bases, and matrices, and copper shells for the same, whether composed wholly or in part of metal or celluloid. Sq. in.	798,096	25,160		685,110	17,649		
19	" " for almanacs, calendars, illustrated pamphlets, newspaper, advertisements of engravings, and all other like work for commercial, trade or other purposes, N. E. S.; and matrices or copper shells of the same.	"	243,527	8,538 3,625 02	352,168	11,485	5,252 75	
20	" " of newspaper columns, and bases for the same, composed wholly or partly of metal or celluloid.	"	216,922	1,400 542 33	214,598	1,525	536 53	
21	" " matrices or copper shells of the same.	"	249	10 3 74	222	25	3 29	

SESSIONAL PAPER No. 10

into and Exports from Canada, &c.—Continued.

IMPORTS.					EXPORTS.					
Value.					Value.					
1899.	1900.	1901.	1902.	1903.	1899.	1900.	1901.	1902.	1903.	
%	%	%	%	%	%	%	%	%	%	
4	44	64	1,539	13,154						1
19,438	18,843	34,820	52,421	59,201						2
9,445	6,944	11,965	13,909	13,023						3
					994,537	1,040,498	958,365	834,513	878,159	4
153,952	282,191	598,016	727,099	1,070,232	47,079	134,351	213,180	123,271	160,045	5
										6
811	2,059	1,308	2,053	1,644						7
218	1,075	882	2,048	4,779						8
46,073	45,149	57,914	68,245	76,222						9
					120		75	1,911	316	10
9,671	57,910	20,263	19,357	21,251						11
4,979	4,437	2,357	3,649	2,870	12,749	30,054	40,109	25,789	17,504	12
21,895	17,869	11,135	14,984	12,493	2,155	4,616	7,754	1,561	8,768	13
					27,377	32,499	54,357	57,623	60,458	14
66,278	77,391	74,726	95,479	141,281						15
8,414	4,699	5,308	5,994	7,224						16
2,575	2,876	2,106	3,858	2,762						17
15,059	15,340	29,775	25,160	17,649						18
9,384	7,870	8,154	8,557	11,465	11,819	16,681	9,872	11,758	4,087	19
1,370	1,185	1,308	1,406	1,525						20
13	36	45	10	25						21

3-4 EDWARD VII., A. 1904

No. 11.—ITEMIZED STATEMENT showing the Values of Imports

ENTERED FOR HOME CONSUMPTION.						
ARTICLES.	1902.			1903.		
	Quantity.	Value.	Duty.	Quantity.	Value.	Duty.
Metals and minerals and mfrs. of Miscellaneous metals and min- erals and manufactures of— <i>Con.</i>		§	§ cts.		§	§ cts.
1 Tagging metal, plain, japan- ned or coated, in coils, not over 1½-in. wide, when im- ported by manufacturers of shoe and corset laces for use in their factories..... Cwt.	289	1,606		17	233	
2 Type for printing, including chases and quoins and slugs of all kinds.....		65,644	11,466 03		83,469	14,898 03
3 Type metal.....		4,254	369 91		8,088	678 92
4 Wire of brass, zinc, iron or steel, screwed or twisted, or flattened and corrugated, for use in connection with nail- ing machines, for the manu- facture of boots and shoes... Lbs.	96,641	31,340		75,099	28,435	
5 Wire of all kinds, except iron or steel, N.O.P. "	23,898	16,983	3,288 07	57,536	12,390	2,476 81
6 Wire, twisted, &c., except iron or steel, N.E.S.		120	30 00		384	71 34
7 Yellow metal, in bars, bolts and for sheathing..... Cwt.	5,419	67,246		3,231	40,351	
Total miscellaneous metals, &c.		2,140,952	269,591 85		2,741,390	324,885 39
Total metals, &c.		41,199,552	5,406,318 80		51,560,502	6,967,288 42
8 Milk, condensed Lbs.	691,041	55,669	22,198 17	422,911	31,167	13,671 41
9 Milk food and other similar pre- parations		38,327	10,566 40		47,839	13,180 10
Total milk, &c.....		93,996	32,764 57		79,006	26,851 51
10 Mineral water, natural, not in bottles Galls.	3,081	492		10,556	1,242	
11 Mineral, aerated waters, N.E.S.....		91,379	17,880 34		106,888	20,966 57
Total mineral waters, &c.		91,871	17,880 34		108,130	20,966,57
12 Mosaic flooring of any material.....		7,183	2,043 31		10,238	2,904 10
Musical instruments, viz:—						
13 Brass band instruments.....		25,152	6,000 89		29,168	6,938 52
14 Organs, cabinet..... No.	233	13,732	4,096 50	400	18,533	5,550 30
15 Parts of organs.....		17,867	4,411 36		17,132	4,237 82
16 Pipe organs..... No.	1	730	146 00	3	2,933	636 60
17 Pianofortes..... "	661	105,347	31,593 40	695	126,931	38,056 00
18 Pianos, parts of.....		153,499	38,371 83		140,187	35,046 09
19 Piano and organ parts, viz— Key pins, damper springs, jack springs, rail springs, re- gulating screws, spoons, bridle wires, damper wires, back check wires, dowel wires, German centre pins, brass pins, brass brackets, &c., &c.....		39,144			60,237	
20 Other musical instruments, N.E.S.....		117,312	35,133 90		131,698	39,454 40
Total musical instruments.....		472,788	119,753 88		526,819	129,919 73

SESSIONAL PAPER No. 10

into and Exports from Canada, &c.—Continued.

IMPORTS.					EXPORTS.					
Value.					Value.					
1899.	1900.	1901.	1902.	1903.	1899.	1900.	1901.	1902.	1903.	
%	%	%	%	%	%	%	%	%	%	
87	14,944	1,459	1,606	233						1
70,775	66,568	76,890	67,598	81,831						2
5,851	4,026	7,472	4,254	8,088						3
24,170	47,867	26,903	31,340	28,435						4
4,074	4,456	8,454	16,983	12,390						5
387	53	7	120	384						6
28,800	32,477	38,268	67,246	40,351						7
1,114,954	1,457,799	1,733,179	2,146,966	2,748,322	1,852,042	2,038,430	2,638,131	3,051,393	3,248,611	
24,875,769	36,656,885	34,018,892	41,610,579	51,435,769	12,418,755	23,150,859	38,458,085	34,796,920	31,775,907	
157,626	254,176	99,434	52,158	23,032						8
26,672	43,610	48,355	38,779	49,860					242,539	9
184,298	297,786	147,789	90,937	72,892					242,539	
1,286	1,126	749	492	1,242	3,436	3,186	3,769	3,408	2,905	10
48,451	68,059	74,271	91,694	106,464						11
49,737	69,185	75,020	92,186	107,706	3,436	3,186	3,769	3,408	2,905	
3,189	5,142	3,523	6,374	10,228						12
20,658	20,251	26,164	25,427	29,789						13
15,155	16,275	13,687	13,787	18,502	401,334	440,147	458,506	394,689	349,684	14
19,164	19,168	18,887	17,867	17,132						15
1,460	324	2,111	730	2,933						16
85,216	101,454	101,185	106,171	127,084	64,358	65,285	90,695	78,914	73,234	17
107,682	123,935	144,194	154,249	140,342						18
			39,144	60,237						19
112,695	115,039	108,903	114,828	131,930	5,271	11,097	6,319	5,250	11,103	20
362,030	396,446	415,131	472,203	517,949	470,963	517,529	555,590	478,853	434,021	

3-4 EDWARD VII., A. 1904

No. 11.—ITEMIZED STATEMENT showing the Values of Imports

ARTICLES.		ENTERED FOR HOME CONSUMPTION.								
		1902.			1903.					
		Quantity.	Value.	Duty.	Quantity.	Value.	Duty.			
		\$	\$	cts.	\$	\$	cts.			
1	Mustard cake	Lbs.	2,274	135	20	35				
2	Mustard, ground	"	507,884	77,840	14,093	19	599,060	89,506	16,287	41
3	Mustard, French, liquid	Galls.	46,710	8,761	3,061	34		8,993	3,113	60
	Total mustard			86,736	17,174	88		98,499	19,401	01
	Oils:—									
	Mineral oils—									
4	Coal and kerosene, crude (exports)									
5	Coal and kerosene, distilled, purified or refined; naphtha and petroleum, N. E. S. Galls.		10,916,396	878,087	545,819	80	14,479,176	1,241,726	723,945	03
6	Crude petroleum, fuel and gas oils (other than naphtha, benzine or gasolene), when imported by manufacturers (other than oil refiners) for use in their factories for fuel purposes or for the manufacture of gas.	"	591,328	40,568	14,783	16	2,143,888	136,092	53,597	39
7	Products of petroleum, N. E. S.	"	491,106	52,285	24,555	28	554,668	67,492	27,733	40
8	Carbolic or heavy oil	"	62,339	8,166			30,501	4,508		
9	Illuminating oils composed wholly or in part of the products of petroleum, coal, shale or lignite, costing more than 30 cents per gallon	"	7,256	2,541	535	88	4,126	1,725	412	25
	Total mineral oils	"	12,068,425	981,647	585,694	07	17,212,359	1,451,543	805,688	07
	Fish oil—									
10	Cod, N. E. S. *	Galls.	52,751	18,984			80,594	35,337		
11	"	"	3,075	1,409	281	80	460	152	30	40
12	Cod-liver	"	15,302	8,841	1,762	40	6,115	6,198	1,227	47
13	Seal*	"	48,635	17,342			85,496	32,600		
14	"	"								
15	Whale and spermaceti, N. E. S. Galls		2,531	1,816	363	20	2,826	1,950	390	00
16	Other, N. E. S. *	"	10,468	4,038			12,738	6,080		
17	"	"	22,342	7,411	1,482	20	29,970	9,504	1,900	80
	Total fish oil	"	155,104	59,841	3,889	60	218,199	91,821	3,548	67
	Animals oils—									
18	Lard oil	Galls.	36,674	18,877	4,719	25	6,887	4,026	1,005	58
19	Neat's-foot	"	11,902	8,786	2,196	50	15,684	11,492	2,873	00
20	Other animal oil, N. E. S.	"	1,574	895	179	00	3,818	1,937	374	27
	Vegetable oils—									
21	Castor	"	85,227	44,869	6,334	59	149,595	52,481	7,325	18
22	Cocoa-nut and palm in their natural state	"	286,915	116,481			310,719	181,491		
23	Cotton seed oil, crude.	"	54,094	26,603	4,892	34				
24	" refined	"	1,037,780	347,018	68,918	79	910,549	363,469	72,012	66
25	" refined, for canning fish	"					3,743	1,723		
26	Cotton seed oil, for the manufacture of liquid annatto, O. C., Jan. 15, 1898.	"	13,381	6,487			12,926	6,112		

* From Newfoundland.

SESSIONAL PAPER No. 10

into and Exports from Canada, &c.—Continued.

IMPORTS.					EXPORTS.					
Value.					Value.					
1899.	1900.	1901.	1902.	1903.	1899.	1900.	1901.	1902.	1903.	
\$	\$	\$	\$	\$	\$	\$	\$	\$	\$	
1,869	116	52	135	1
73,328	70,880	82,372	82,698	87,722	2
5,891	6,574	6,742	8,822	8,808	3
81,088	77,570	89,166	91,655	96,530	
.....	46	32	1,286	972	1,488	4
675,393	790,948	810,780	930,791	1,278,512	1,856	2,628	1,801	580	980	5
12,452	23,244	27,498	40,568	136,092	6
5,896	7,588	34,418	47,245	67,486	7
968	1,669	1,488	8,166	4,508	8
4,914	5,115	4,115	3,123	1,725	9
699,623	828,564	878,299	1,029,893	1,488,323	1,902	2,660	3,087	1,552	2,468	
23,516	20,558	14,659	18,984	35,337	} 41,845	50,333	42,370	55,721	35,498	10
252	1,402	1,478	1,321	152						11
7,072	13,866	13,281	8,653	5,628	} 32,600	759	5,817	4,963	7,136	12
13,299	17,551	22,682	17,342						13
.....	726	} 4,121	15	1,371	20,714	11,380	14
5,611	4,071	1,625	1,816	1,950						993
300	252	632	4,038	6,080	} 4,121	15	1,371	20,714	11,380	16
235	2,561	3,462	7,411	9,504						17
50,285	60,987	57,819	59,565	91,251	46,959	51,107	49,678	81,398	54,014	
12,937	15,597	13,411	18,891	4,026	880	713	4,492	18
3,895	5,277	7,940	8,786	11,492	36	118	19
1,323	1,695	951	895	1,937	20
50,413	31,694	25,828	45,767	52,743	21
57,720	80,192	138,131	116,481	181,491	22
{ 14,180	16,487	38,305	26,603	366,048	23
{ 83,627	92,288	211,489	348,735	24
.....	1,723	25
.....	772	1,224	6,487	6,112	26

3-4 EDWARD VII., A. 1904

No. 11.—ITEMIZED STATEMENT showing the Values of Imports

ARTICLES.	ENTERED FOR HOME CONSUMPTION.					
	1902.			1903.		
	Quantity.	Value.	Duty.	Quantity.	Value.	Duty.
Oils— <i>Con.</i>		\$	\$ cts.		\$	\$ cts.
Vegetable oils— <i>Con.</i>						
1 Flaxseed or linseed, raw or boiled..... Galls.	692,890	404,966	69,773 77	555,788	299,595	52,532 52
2 Olive oil, N.E.S..... "	32,054	38,274	7,153 62	44,370	47,314	8,664 01
3 Olive oil for manufacturing purposes..... "	15,081	5,953	31,241	18,000
4 Rosin oil..... "	15,806	10,939
5 Sesame seed oil..... Galls.	465	388	97 00	3,659	942	235 50
6 Vegetable oil, N.E.S..... "	46,045	32,526	6,248 08	87,298	35,912	6,979 92
7 Lubricating oils, composed wholly or in part of petroleum, costing less than 25 cents per imperial gallon..... "	1,213,919	153,726	60,694 62	1,617,454	196,336	80,780 85
8 All other lubricating oils, N.E.S..... "	222,414	77,109	18,854 83	252,697	94,424	23,303 41
9 Essential oils..... Lbs.	93,641	9,251 74	155,159	104,557	10,279 97
10 All other oils, N.E.S..... "	60,857	22,348	4,071 15	73,596	30,310	5,774 46
Total animal, vegetable and lubricating oils.....	1,394,753	263,385 28	1,461,060	272,141 33
Total oils.....	2,436,241	852,968 95	3,004,424	1,081,378 07
11 Oil cake and meal, cotton seed cake and meal, palm nut cake and meal..... Cwt.	68,600	35,183	31,443	38,879
12 Oiled silk and cloth, and tape or other textile, India-rubbered, flocked or coated, N.O.P..... Sq.yds.	211,610	72,194	20,334 93	88,850	25,323 10
13 Oil cloth, enamelled, carriage, floor, shelf and table oil cloth, cork matting or carpets and linoleum..... "	1,072,185	377,187	78,403 30	1,238,512	473,807	97,030 30
Total oil cloth, &c..... "	1,283,795	449,381	98,738 23	562,657	122,353 40
Optical and philosophical instruments, &c.:—						
14 Optical, philosophical, photographic and mathematical instruments, N.E.S.....	183,584	44,795 38	192,750	47,005 34
15 Philosophical instruments and apparatus such as are not manufactured in Canada, imported for use in universities, colleges, schools and scientific societies and public hospitals.....	57,697	46,886
16 Spectacles and eye-glasses.....	9,230	2,673 80	9,196	2,757 79
17 Spectacles and eye-glasses, frames, and metal parts thereof.....	43,709	8,741 80	55,674	11,134 80
Total optical and philosophical instruments, &c.....	294,220	56,210 98	304,506	60,897 84
18 Packages.....	697,234	137,931 84	743,509	146,853 50

SESSIONAL PAPER No. 10

into and Exports from Canada, &c.—Continued.

IMPORTS.					EXPORTS.				
Value.					Value.				
1899.	1900.	1901.	1902.	1903.	1899.	1900.	1901.	1902.	1903.
₹	₹	₹	₹	₹	₹	₹	₹	₹	₹
328,487	479,277	441,048	407,101	304,679					
25,671	25,163	30,130	40,648	46,454					
2,858	2,564	4,627	5,953	18,000					
4,739	8,826	9,909	15,806	10,939					
1,348	891	346	388	942					
20,692	15,571	21,854	32,996	38,234					
82,296	124,639	136,226	134,51	196,007					
78,434	96,833	77,433	95,081	111,622					
79,339	80,667	83,719	93,591	104,740					
27,242	36,142	23,576	22,933	31,160	13,902	10,438	20,772	82,835	59,444
875,251	1,114,575	1,266,147	1,421,652	1,488,349	14,782	10,474	21,485	87,445	59,444
1,625,159	2,004,126	2,202,265	2,511,110	3,067,923	63,643	64,241	74,250	170,395	115,926
28,058	30,909	29,836	35,183	38,879	143,861	224,162	183,347	205,793	289,945
64,967	62,408	79,668	72,252	88,547					
233,167	293,549	344,037	377,821	475,386					
298,134	355,957	423,705	450,073	563,933					
157,749	182,045	159,022	184,118	193,144					
34,953	32,543	34,755	57,697	46,886					
9,600	7,866	9,359	9,230	9,196					
44,288	45,772	46,861	43,709	55,674					
246,590	268,226	249,997	294,754	304,900					
570,402	663,896	699,985	710,918	781,731					

3-4 EDWARD VII., A. 1904

No. 11.—ITEMIZED STATEMENT showing the Values of Imports

ARTICLES.	ENTERED FOR HOME CONSUMPTION.						
	1902.			1903.			
	Quantity.	Value.	Duty.	Quantity.	Value.	Duty.	
	\$	\$	cts.		\$	\$	cts.
1 Parcels and packages, post office, <i>free</i>		282					
2 Parcels and packages, post office, <i>dutiable</i>		588,765	136,818	73	554,770	129,987	84
3 Parcels and packages, postal prepaid. Duty received by Customs from Post-Office Department.....					3,191	639	45
4 Parcels and packages by express of small value.....		1,108,600	284,571	93	877,301	227,591	10
Total parcels, post office, &c.....		1,697,647	421,390	66	1,435,262	358,218	39
5 Paintings, drawings, photographs, chromos, chromotypes, artotypes, oleographs, pictures, engravings or prints, or proofs therefrom, and similar works of art, N.O.P.; blue prints and building plans.....		269,394	51,733	32	304,835	58,899	55
6 Paintings in oil or water colours by artists of well-known merit, or copies of the old masters by such artists.....		536,075			411,199		
7 Paintings in oil or water colours, the productions of Canadian artists.....		1,814			1,939		
Total paintings.....		807,283	51,733	32	717,973	58,899	55
Paints and colours:—							
8 Blanc fixe and satin white.... Lbs.	340,864	3,833		276,862	3,142		
9 Brocade, bronze powders and gold liquid paint.....		42,964	10,589	26	61,380	15,249	06
10 Colours, dry, N.E.S..... "	1,224,629	73,430	13,765	03	2,279,108	91,532	17,293 86
11 Colours and paints, pulped or ground in oil or other liquids, and all liquid, prepared or ready-mixed paints, N.E.S..... "	2,307,842	144,531	33,595	69	2,587,897	168,721	39,703 80
12 Dry white and red lead, orange mineral and zinc white.... "	15,581,164	603,582	28,273	37	19,208,786	758,371	35,960 82
13 Lampblack and ivory black.... "	484,745	22,679		468,681	25,670		
14 Litharge..... Cwt.	13,002	47,021		13,921	47,761		
15 Metallic colours, viz.: oxide of cobalt, copper and tin, N.E.S. Lbs.	42,541	13,401		49,157	20,062		
16 Ochres and ochrey earths, and raw siennas..... "	978,095	8,982	1,733	14	1,278,860	13,278	2,596 81
17 Oxides, fireproof, umbers, and burnt siennas, N.E.S..... "	1,552,648	24,927	5,349	19	1,936,486	28,963	5,882 24
18 Paints, ground or mixed in, or with, either japan, varnish lacquers, liquid dryers, colloidion, oil finish or oil varnish..... "	67,443	5,224	1,303	33	47,623	4,303	1,058 17
19 Paints and colours, and rough stuff and fillers, anti-corrosive and anti-fouling paints, commonly used for ships' hulls... "	393,445	18,638	4,183	11	536,465	31,617	7,089 92
20 Paris green, dry..... "	655,085	80,818	6,633	03	444,289	48,259	3,352 30

SESSIONAL PAPER No. 10

into and Exports from Canada, &c.—Continued.

IMPORTS.					EXPORTS.					
Value.					Value.					
1899.	1900.	1901.	1902.	1903.	1899.	1900.	1901.	1902.	1903.	
₹	₹	₹	₹	₹	₹	₹	₹	₹	₹	
13,021	18,139	24,024	282							1
460,672	484,799	546,604	588,765	554,770						2
				3,191						3
699,886	870,968	1,131,945	1,108,600	877,301						4
1,173,579	1,373,906	1,702,573	1,697,647	1,435,262						
168,772	402,556	246,382	270,759	304,190	*	*	*	*	*	5
559,531	433,766	421,287	536,075	411,199						6
13,462	5,751	1,296	1,814	1,939						7
741,765	842,073	668,965	808,648	717,328						
2,050	2,691	8,205	3,833	3,142						8
29,485	27,223	32,680	42,964	61,633						9
64,129	55,631	59,219	73,173	91,083						10
94,145	116,676	131,131	145,408	173,775						11
511,284	638,869	462,353	603,621	759,459						12
21,003	20,001	18,437	22,679	25,670						13
32,518	29,176	51,944	47,021	47,761						14
9,138	8,230	6,179	13,401	20,062						15
10,009	10,238	7,849	8,982	13,278	4,643	7,599	7,732	5,706	10,454	16
20,706	22,316	18,924	24,898	28,965						17
5,269	5,192	3,960	5,224	4,178						18
5,201	3,881	15,749	19,014	32,308						19
21,616	41,713	31,893	80,818	48,259						20

* For export of photographs see under books.

3-4 EDWARD VII., A. 1904

No. 11.—ITEMIZED STATEMENT showing the Values of Imports

ARTICLES.	ENTERED FOR HOME CONSUMPTION.					
	1902.			1903.		
	Quantity.	Value.	Duty.	Quantity.	Value.	Duty.
		§	§ cts.		§	§ cts.
Paints and colours— <i>Con.</i>						
1 Paints and colours ground in spirits, and all spirits varnishes and lacquers.....Galls.	708	2,148	785 24	547	1,614	615 44
2 Putty.....Lbs.	153,338	2,615	518 40	196,826	3,035	601 67
3 Ultramarine blue, dry or in pulp....."	398,482	13,612	441,955	21,557
4 Whiting or whitening, gilders, whiting and Paris white....Cwt.	153,982	42,136	139,804	39,867
Total paints and colours		1,150,541	106,728 79		1,369,134	129,404 09
Paper and manufactures of (exports):						
5 Album inides, made of paper.....		349			
6 Albuminized and other papers and films chemically prepared for photographer's use.....		105,333	31,179 70		98,553	29,044 60
7 Bags or sacks, printed or not.....		30,296	7,566 44		27,531	6,865 18
8 Cards for playing.....Packs.	394,418	39,699	23,302 50	443,430	43,659	25,674 58
9 Calendered, including writing and note paper, ruled.....		8,571	2,673 68			
10 Cardboard, pasteboard, in sheets or cut to size, N.E.S.....		12,431	14,629 63		40,594	13,897 98
11 Envelopes.....M.	30,187	31,416	10,043 33	38,956	35,592	11,524 53
12 Pads not printed, papier maché ware, N.O.P., and manufactures of paper, N.E.S.....		468,468	154,277 24		479,105	158,655 76
13 Hanging or wall paper. Rolls of 8 yds.	2,635,622	192,483	66,085 05	2,490,984	207,233	70,709 24
14 Borders and bordering....."	25,860	2,509	878 15			
15 Leather board and leatheroid and manufactures of.....		19,859	4,964 75		18,287	4,571 75
16 Mill board, not straw board.....		22,342	2,186 51		28,745	2,810 08
17 Paper, felt or straw board, tarred.....		43,456	10,857 67		86,025	21,482 68
18 Paper, not tarred.....		3,393	848 25			
19 Printing paper, costing not more than 2½c. per lb.....Lbs.	183,326	3,949	587 70	204,319	4,380	657 00
20 Printing paper, N.E.S....."	6,027,501	301,552	68,215 21	6,581,517	349,028	78,969 16
21 Ruled, border and coated papers, and papeteries and boxed papers.....		53,529	17,165 20		131,112	42,548 02
22 Straw board, in sheets or rolls. Lbs.	424,226	7,779	1,942 00	425,460	7,428	1,817 58
23 Union collar cloth paper, in rolls or sheets, not glossed or finished.....		2,717	407 55		1,921	288 15
24 Union collar cloth paper, in rolls or sheets, glossed or finished.....		154	30 80		175	35 00
25 Window blinds of paper of all kinds.....					2,119	739 08
26 Wrapping paper.....Lbs.	816,901	34,298	8,452 20	704,875	39,934	7,613 78
27 All kinds, N.E.S.....		532,152	122,951 33		517,943	118,478 24
Total paper and manufactures of.....		1,946,126	549,244 89		2,110,364	596,382 39
28 Paraffine wax.....Lbs.	225,885	12,750	3,668 10	592,642	28,674	8,234 00
29 Pearl, mother of, unmanufactured.....		16,177		29,258
30 Pelts, raw.....		10		216
31 Pencils, lead, in wood or otherwise.....		105,766	26,293 47		125,100	31,002 97

SESSIONAL PAPER No. 10

Imports and Exports from Canada, &c.—Continued.

IMPORTS.					EXPORTS.				
Value.					Value.				
1899.	1900.	1901.	1902.	1903.	1899.	1900.	1901.	1902.	1903.
\$	\$	\$	\$	\$	\$	\$	\$	\$	\$
1,543	1,398	1,534	2,134	1,618					
4,570	5,862	3,544	2,615	3,035					
12,500	14,586	12,029	13,612	21,557					
34,310	34,575	60,878	42,136	39,867					
879,476	1,038,258	926,508	1,151,533	1,375,650	4,643	7,599	7,732	5,706	10,454
192	708	4	340						
78,557	109,067	112,409	105,339	98,553					
8,396	12,979	32,075	30,245	28,147					
26,338	29,637	34,645	38,711	42,874					
11,774	11,477	9,385	8,571						
33,099	37,339	38,132	42,429	40,698					
26,261	28,623	27,416	31,414	35,632					
490,219	428,758	446,762	471,325	479,241					
80,624	91,272	111,757	191,721	217,734	27,586	31,271	41,518	26,769	44,088
5,815	2,698	2,147	2,509						
9,513	6,323	18,022	19,859	18,287					
13,636	17,871	26,228	22,342	28,598					
13,677	14,809	33,177	43,496	86,025					
1,727	2,630	758	3,393						
133,983	192,781	353,595	3,949	4,380					
			299,570	348,825					
10,128	9,546	17,429	53,529	131,286					
16,642	16,721	10,324	7,779	7,428					
2,444	2,889	1,920	2,717	1,921					
1,066	1,472	659	154	175					
953	414			2,119					
18,495	19,795	25,755	34,409	30,871					
359,517	388,496	494,921	528,994	517,458					849,519
1,258,486	1,426,305	1,797,520	1,942,795	2,120,252	27,586	31,271	41,518	26,769	893,607
4,023	3,529	9,639	12,750	28,674					
144	24	4	16,177	29,258					
162		5,568	10	216	34,315	85,162	38,239	36,850	74,523
89,474	98,780	195,165	105,662	125,036					

3-4 EDWARD VII., A. 1904

No. 11.—ITEMIZED STATEMENT showing the Values of Imports

ARTICLES.		ENTERED FOR HOME CONSUMPTION.								
		1902.			1903.					
		Quantity.	Value.	Duty.	Quantity.	Value.	Duty.			
		\$	\$	cts.	\$	\$	cts.			
1	Pens, penholders and rulers of all kinds.....		85,835	19,728	18	112,216	25,986	28		
2	Perfumery, pomades, &c., viz.:— Hair oil, tooth and other powder, washes, pomatum, pastes, and all other perfume preparations, N.O.P., used for the hair, mouth or skin.....		56,829	16,241	90	75,619	21,763	60		
3	Perfumes and perfumed spirits, bay rum, cologne and lavender water, hair, tooth and skin washes, and other toilet preparations containing spirits of any kind, in bottles or flasks weighing not more than four ounces each.....	Galls.	3,161	42,140	21,070	00	2,455	46,004	23,002	00
4	Perfumes and perfumed spirits, bay rum, cologne and lavender waters, hair, tooth and skin washes, and other toilet preparations containing spirits of any kind, in bottles flasks or other packages weighing more than four ounces each.....	"	2,289	36,175	19,963	70	2,679	42,289	23,345	20
5	Pomades, French or flower odours, &c., imported in tins of not less than ten pounds each.....	Lbs.	4,286	5,363	804	45	4,154	5,097	764	55
6	" " all other.....	"	28	24	7	20	113	157	47	10
	Total perfumes, pomades, &c.....		140,531	58,087	25	169,166	68,922	45		
7	Photographic dryplates.....	Sq. ft.	204,926	44,808	12,558	70	44,724	12,378	20	
8	Picture and photograph frames of any material.....		75,101	21,934	80	84,073	24,703	30		
9	Pickles and sauces— Pickles in bottles, jars or similar vessels.....	Galls.	140,696	136,800	37,036	48	208,056	183,420	48,981	90
10	Pickles, in bulk.....	"	47,757	19,281	6,566	96	103,733	32,296	10,988	19
11	Sauces and catsups, in bottles.....	"	55,161	68,878	19,146	75	60,992	79,099	22,359	88
12	" " bulk.....	"	13,659	5,015	1,620	76	22,170	7,208	2,306	81
13	Soy.....	"	31,825	5,625	1,968	75	34,323	6,154	2,153	90
	Total pickles and sauces.....	"	288,498	235,599	66,339	70	429,274	308,177	86,790	68
14	Plants and trees, viz.: Berry bushes, grape vines, shade and lawn trees (exports).....									
15	Florists' stock, viz.: Palms, bulbs, coms, tubers, rhizomes, arucaria, spiraea and lilies of the valley.....		70,799			82,511				
16	Fruit, shade, lawn and ornamental trees, shrubs and plants, N.E.S.....		33,470	6,619	71	39,046	7,696	12		

SESSIONAL PAPER No. 10

into and Exports from Canada, &c.—Continued.

IMPORTS.					EXPORTS.					
Value.					Value.					
1899.	1900.	1901.	1902.	1903.	1899.	1900.	1901.	1902.	1903.	
\$	\$	\$	\$	\$	\$	\$	\$	\$	\$	
60,136	71,203	79,166	85,944	112,097						1
42,280	42,317	55,830	57,028	76,439						2
42,080	47,608	51,098	43,026	47,566						3
24,785	28,665	35,634	37,754	41,662						4
6,029 154	6,210	6,627 23	5,363 24	5,097 157						5 6
115,328	124,800	149,212	143,195	170,921						
32,963	42,012	43,564	44,366	44,558						7
37,225	49,282	62,865	74,947	84,624						8
103,500	129,421	140,034	135,838	187,220						9
15,011	24,571	18,323	19,207	32,676						10
57,754	81,411	72,813	69,191	80,531						11
4,941	6,695	4,961	4,068	6,933						12
3,181	3,006	5,872	5,625	6,154						13
184,387	245,104	242,003	233,929	313,514						
					6,700	7,501	6,613	6,475	7,170	14
44,008	51,836	60,648	70,799	82,511						15
23,529	26,886	27,956	33,470	39,046						16

3-4 EDWARD VII., A. 1904

No. 11.—ITEMIZED STATEMENT showing the Values of Imports

ARTICLES.		ENTERED FOR HOME CONSUMPTION.					
		1902.			1903.		
		Quantity.	Value.	Duty.	Quantity.	Value.	Duty.
		\$	\$	cts.	\$	\$	cts.
Plants and trees— <i>Con.</i>							
1	Trees, N.E.S.		1,577			1,370	
2	Currant bushes. No.	593	19	3 80	3,552	81	16 20
3	Gooseberry bushes.	22,628	551	92 87	6,662	289	41 88
4	Grape vines.	44,176	1,220	244 00	15,870	359	71 80
5	Raspberry bushes.	44,445	593	118 60	40,737	412	82 40
6	Rose bushes.	10,021	757	135 87	20,495	2,057	394 14
7	Apple trees.	94,612	8,503	2,838 36	100,754	8,737	3,022 62
8	Cherry trees.	6,537	1,057	196 11	8,731	1,476	261 93
9	Peach trees.	19,022	1,357	570 66	25,711	2,101	771 33
10	Pear trees.	3,999	405	119 97	3,660	391	109 80
11	Plum trees.	26,204	2,505	785 08	11,210	1,365	336 30
12	Quince trees.	418	55	12 54	406	65	12 18
13	Seeding stock for grafting, viz., plum, pear, peach and other fruit trees.		4,851			5,856	
	Total plants and trees.		127,719	11,737 57		146,116	12,816 70
Plaster of Paris (<i>See</i> under stones and manufactures of, N.E.S.).							
14	Plates, engraved on wood, steel or on other metal and transfers taken from the same, including engraver's plates, of steel polish- ed, engraved or for engraving thereon.		6,865	1,333 82		8,280	1,647 67
15	Pocket-books, and purses, reti- cules and musical instrument cases.		136,741	39,492 00		173,136	50,786 00
16	Polish or composition, knife and other, N.O.P.		52,702	12,971 32		61,396	15,096 59
17	Precious stones, N.E.S., polished but not set, pierced or other- wise manufactur'd, and imita- tions thereof.		64,551	6,212 00		102,233	8,893 33
18	Precious stones in the rough.		55,691			246,294	
19	Diamonds unset or diamond dust, or bort and black diamonds for borers.		728,489			884,054	
20	Diamond drills for prospecting for minerals, not to include motive power. No.		15,130		36	21,858	
	Total precious stones, &c.		863,861	6,212 00		1,254,439	8,893 33
21	Prizes; cups and other prizes won in competition.		3,271			2,058	
Provisions not otherwise spe- cified:—							
22	Butter. Lbs.	658,996	162,533	26,326 52	539,711	145,221	21,564 33
23	Cheese. "	269,365	42,986	8,015 51	286,822	50,296	8,507 38
24	Eggs. Doz.	772,572	169,457	23,177 16	559,236	122,590	16,777 08
25	Egg yolk.		3,492			3,189	
26	Lard. Lbs.	1,435,989	155,638	28,719 78	365,919	41,720	7,316 67

SESSIONAL PAPER No. 10

into and Exports from Canada, &c.—Continued.

IMPORTS.					EXPORTS.				
Value.					Value.				
1899.	1900.	1901.	1902.	1903.	1899.	1900.	1901.	1902.	1903.
%	%	%	%	%	%	%	%	%	%
3,095	1,871	353	1,577	1,370					
		53	19	81					
	353	109	551	289					
	148	294	1,220	359					
	19	432	593	412					
652	476	549	757	2,057					
34	356	2,972	8,503	8,737					
8	8	550	1,057	1,476					
	168	2,237	1,357	2,101					
	19	112	405	391					
	77	1,844	2,505	1,365					
			55	65					
5,468	5,841	3,967	4,851	5,856					
76,794	88,058	102,076	127,719	146,116	6,700	7,501	6,613	6,475	7,170
3,319	4,438	2,650	6,888	8,374					
75,300	78,337	94,304	136,640	173,642					
20,273	27,850	42,456	52,659	61,317					
47,065	62,301	77,533	64,551	102,233					
25,142	91,589	50,970	55,691	246,294					
382,724	451,792	611,978	728,489	884,054					
9,692	24,252	24,541	15,130	21,858					
464,623	629,934	765,042	863,861	1,254,439					
1,994	1,261	852	3,271	2,058					
428,022	606,183	335,632	179,479	141,146	4,025,405	5,429,563	3,355,197	5,667,150	6,958,906
668,082	647,443	610,127	245,489	132,374	17,401,436	20,483,981	21,123,251	19,870,072	24,776,406
75,435	128,405	194,522	170,260	122,960	1,267,063	1,457,942	1,692,296	1,736,141	1,441,254
3,862	1,280	2,553	3,492	3,189					
74,315	52,091	167,392	156,648	40,341	70,425	11,599	58,643	28,560	236,294

3-4 EDWARD VII., A. 1904

No. 11.—ITEMIZED STATEMENT showing the Values of Imports

ARTICLES.		ENTERED FOR HOME CONSUMPTION.					
		1902.			1903.		
		Quantity.	Value.	Duty.	Quantity.	Value.	Duty.
		\$	\$ cts.	\$	\$ cts.	\$ cts.	
Provisions— <i>Con.</i>							
1	Lard compound and similar substances, cottolene and animal stearine of all kinds, N.E.S. Lbs.	75,155	7,415	1,487 50	31,764	2,823	635 11
Meats, viz:—							
2	Bacon "	5,322,943	635,831	106,455 03	2,902,422	411,068	58,023 97
3	Hams, including shoulders and sides for import. "						
4	Beef, salted in barrels. "						
5	Canned meats, canned poultry and game. "	1,542,282	77,554	30,845 64	1,381,254	76,607	27,625 08
6	Extracts of meats and fluid beef, not medicated and soups.	1,278,454	154,536	36,828 86	967,039	116,980	28,775 77
7	Mutton and lamb, fresh. Lbs.	264,124	55,009	12,677 70	64,035	78,778	19,169 44
8	Pork, barrelled in brine. "	6,946,813	12,669	3,292 09	5,416,131	4,652	1,628 20
9	Poultry and game, N.O.P.		561,414	138,936 26		197,592	108,322 62
10	Dried or smoked meats, and meats preserved in any other way than salted or pickled, N.E.S. Lbs.	450,950	69,218	13,842 53	448,325	60,101	12,016 13
11	Other meats, fresh. "	481,272	51,738	9,019 00	276,751	55,667	8,964 22
12	Other meats, salted, N.E.S. "	529,616	46,512	12,851 37	147,863	31,845	8,302 53
13	Tongues (exports)		51,533	10,592 32		15,039	2,956 78
Total provisions			2,257,535	463,067 27		1,714,168	330,585 31
14	Pumice and pumice stone, ground and unground		7,254			6,152	
15	Quills, N.E.S.		493	89 40			
16	Quills in their natural state or unplumed		2,351			1,414	
17	Rags of cotton, linen, jute and hemp, woollen, paper waste or clippings, or waste of any kind, except mineral. Cwt.	367,373	167,902		241,286	295,120	
18	Regalia and badges		12,414	4,087 23		10,163	3,500 82
19	Rennet, raw and prepared		68,426			61,451	
20	Resin or rosin, in packages of not less than 100 lbs. Cwt.	132,415	147,613		160,615	194,292	
21	Ribbons, N.E.S. (except silk).		46,238	16,042 50			
22	Ribbons (silk)		753,738	258,349 30		1,093,119	376,927 50
23	Rugs, railway or travelling and lap dusters of all kinds		56,796	13,983 19		60,519	14,461 70
24	Saddle trees and stirrups of wood (Mexican)		15,214			11,010	
25	Sails for boats and ships		3,933	959 76		2,908	718 50
26	Salt, coarse, N.E.S. Lbs.	10,786,285	25,427	3,393 12	8,236,409	21,171	4,118 21
27	Salt, fine, in bulk. "	644,372	1,014	322 20	2,153,317	3,893	1,076 65
28	Salt, N.E.S., in bags, barrels and other packages "	2,462,192	13,164	1,846 83	4,164,967	14,721	3,123 86

SESSIONAL PAPER No. 10

into and Exports from Canada, &c.—Continued.

IMPORTS.					EXPORTS.				
Value.					Value.				
1899.	1900.	1901.	1902.	1903.	1899.	1900.	1901.	1902.	1903.
\$	\$	\$	\$	\$	\$	\$	\$	\$	\$
9,646	19,230	9,103	7,415	2,823					1
558,403	549,996	726,225	656,024	414,444	9,953,952	12,471,848	11,497,480	12,163,505	15,456,286
					463,819	286,677	285,784	241,485	455,908
85,115	107,550	108,811	123,242	121,249	31,443	228,983	820,337	421,473	218,314
177,972	220,573	249,150	146,253	110,023					5
54,455	52,707	50,471	56,320	78,976					6
24,467	36,537	21,147	12,671	4,652	13,031	3,035	5,712	6,135	8,223
429,022	305,568	460,277	587,784	515,704	73,257	63,263	59,944	68,896	134,818
23,548	30,772	54,277	61,073	65,351	140,142	211,181	143,084	240,114	163,776
									7
68,960	70,781	25,106	47,075	54,590	104,718	312,290	423,045	882,191	619,911
12,258	38,564	45,770	46,512	32,158					11
32,053	28,298	25,013	50,975	15,030	42,009	71,138	332,580	135,975	92,582
					253	13	89,096	1,791	6,764
									13
2,725,615	2,895,978	3,085,576	2,550,712	1,855,010	33,586,953	41,031,513	39,886,449	41,463,488	50,569,442
5,973	5,604	5,516	7,254	6,152					14
390	513	145	493						15
1,288	121	5,871	2,351	1,414					16
298,561	306,843	225,924	167,902	295,120	31,128	49,287	47,597	86,006	86,462
4,570	3,383	6,214	12,414	10,168					18
54,978	59,704	68,050	68,426	61,451					19
94,237	111,760	125,363	147,613	194,292					20
10,864	17,162	25,812	46,238	1,093,470					21
843,249	698,789	617,816	752,492						22
41,990	56,969	56,760	56,961	60,756					23
6,154	10,892	9,123	15,214	11,010					24
3,380	1,898	2,149	4,453	2,908	1,274	200	105	25	80
11,917	13,169	19,826	24,873	21,171					26
3,003	4,514	5,185	1,014	5,893					27
17,899	12,500	8,408	13,192	14,708	13,936	26,716	30,362	37,765	46,054

3-4 EDWARD VII., A. 1904

No. 11.—ITEMIZED STATEMENT showing the Values of Imports

ARTICLES.		ENTERED FOR HOME CONSUMPTION.					
		1902.			1903.		
		Quantity.	Value.	Duty.	Quantity.	Value.	Duty.
		\$	\$	cts.	\$	\$	cts.
1	Salt, imported from the United Kingdom or any British possession, or imported for the use of the sea or gulf fisheries. Lbs	238,648,737	385,629	232,708,675	361,185
	Total salt. "	252,541,586	425,234	7,562 15	247,263,368	402,970	8,318 72
2	Sand paper, glass, flint and emery paper and emery cloth.		64,049	15,882 25		73,086	18,043 81
3	Sausage casings, N. E. S.		59,533	11,089 85		61,557	11,423 56
4	Sausage skins or casings, not cleaned.		71		7
	Seeds and bulbous roots, viz.:—						
5	Annato Lbs.	5,296	214	6,298	254
6	Beans (seed) from Great Britain "	4,335	183	3,113	175
7	Beet and mangolds. "	767,245	57,502	841,892	62,939
8	Carrots "	44,974	7,971	43,924	6,828
9	Clover (exports).						
10	Grass (exports).						
11	Flax-seed Lbs.	54,049,308	1,871,333	48,286,126	1,376,537
12	Garden, field and other seeds for agricultural or other purposes, N. O. P., when in bulk or in large parcels.		399,076	39,854 61		427,924	42,687 08
13	Garden, field and other seeds for agricultural or other purposes, N. O. P., when in small papers or parcels.		6,574	1,611 61		9,706	2,386 61
14	Mustard. Lbs.	16,310	785	50,349	2,283
15	Pease (seed) from Great Britain "	238,088	7,700	296,554	9,103
16	Rape seed, sowing "	313,407	11,067	402,000	12,074
17	Turnip seed "	361,016	31,706	332,165	27,688
18	Other seeds, N. E. S.						
19	Bulbous roots, N. O. P.		707	141 40		1,064	212 80
20	Mushroom spawn.		513		487
	Seeds, aromatic, not edible, and crude, viz.:—						
21	Anise, anise-star, caraway, coriander, cardamon, cummin fenugreek and fennel. Lbs.	75,725	3,766	72,805	4,544
	Total seeds and bulbous roots.		2,399,097	41,607 62		1,941,606	45,286 49
22	Ships and other vessels built in any foreign country, hull, rigging and all appurtenances except machinery.		82,491	8,249 10		98,964	9,896 40
23	Ships' boilers, steam engines and other machinery.		37,951	9,431 59		149,541	37,068 92
24	Ships and vessels, repairs on.					275	68 75
	Total ships, &c		120,442	17,680 69		248,780	47,034 07
25	Signs of any material framed or not, and letters of any material for signs or similar use		26,862	7,700 40		36,164	10,355 70

SESSIONAL PAPER No. 10

into and Exports from Canada, &c.—Continued.

IMPORTS.					EXPORTS.					
Value.					Value.					
1899.	1900.	1901.	1902.	1903.	1899.	1900.	1901.	1902.	1903.	
\$	\$	\$	\$	\$	\$	\$	\$	\$	\$	
267,520	295,253	339,887	385,629	361,185						1
300,339	325,436	373,306	424,708	402,957	13,936	26,716	39,362	37,765	46,054	
41,605	49,605	46,310	64,031	73,086						2
45,720	54,593	54,360	59,533	61,557						3
69	102		71	7						4
1,576	262	130	214	254						5
320	181	232	183	175						6
18,045	27,039	27,210	57,502	62,939						7
6,667	5,561	9,758	7,971	6,828						8
					715,675	311,109	549,117	1,215,808	881,748	9
					32,323	49,519	46,717	88,240	75,559	10
1,119,539	1,366,436	700,480	1,871,333	1,376,537	826,843	1,039,689	257,377	1,013,967	581,667	11
881,868	525,567	575,719	443,244	475,322						12
6,089	4,419	5,621	6,602	9,705						13
1,966	4,522	2,998	785	2,283						14
2,941	3,252	5,048	7,700	9,103						15
4,023	5,434	17,404	11,067	12,074						16
24,266	26,310	13,154	31,706	27,688						17
					10,718	6,643	13,248	19,778	4,857	18
501	501	754	707	1,064						19
264	1,574	388	513	487						20
3,735	3,247	3,276	3,766	4,544						21
1,571,820	1,974,305	1,362,172	2,443,293	1,989,003	1,583,559	1,406,960	866,459	2,337,793	1,543,831	
54,624	155,206	258,561	82,491	98,964	127,181	205,618	66,468	177,333	167,507	22
46,443	45,907	70,713	37,951	151,041						23
2,505	57	99		275						24
103,572	201,170	329,373	120,442	250,280	127,181	205,618	66,468	177,333	167,507	
17,450	19,237	19,278	26,945	36,225						25

3-4 EDWARD VII., A. 1904

No. 11.—ITEMIZED STATEMENT showing the Values of Imports

ARTICLES.		ENTERED FOR HOME CONSUMPTION.							
		1902.			1903.				
		Quantity.	Value.	Duty.	Quantity.	Value.	Duty.		
		\$	\$	cts.	\$	\$	cts.		
	Silk and manufactures of—								
1	Blouses and shirt waists		9,299	3,065	00	12,734	3,922	57	
2	Bolting cloths, not made up		14,479			14,377			
3	Fabrics		2,661,677	763,048	09	2,889,194	826,921	20	
4	Handkerchiefs		105,312	33,355	94	116,964	36,821	79	
5	Clothing		223,735	66,319	15	237,955	69,465	10	
6	Sewing and embroidery silk and silk twist		31,608	6,097	83	36,187	7,242	77	
7	Shawls		2,855	817	90	6,801	1,893	70	
8	Shirts..... Doz. 23		565	180	72	1,134	335	19	
9	Silk for the manufacture of underwear..... Lbs. 895		2,430			1,051	3,185		
10	Silk, raw, or as reeled from the cocoon, not being doubled, twisted or advanced in manu- facture in any way..... "	106,637	352,134			101,833	367,928		
11	Silk cocoon and silk waste.....						947		
12	Silk in the gum or spun, not more advanced than singles, tram and thrown, organzine, not coloured..... Lbs. 5,680		11,666	1,214	30	8,575	20,215	2,290	30
13	Silk and all manufactures of, N.O.P., or of which silk is the component part of chief value, N.E.S.....		95,339	29,850	76		96,793	31,387	36
14	Socks and stockings..... Doz, pairs. 380		2,224	652	15				
15	Hosiery, N.E.S..... "		8,060	2,294	60	964	4,827	1,363	72
16	Undershirts and drawers..... "		307	93	44		883	260	51
17	Velvets, velveteens, plush fa- rics, N.E.S..... Yds. 617,740		277,541	71,890	30	784,406	369,427	96,126	70
	Total silk and manufactures of.....		3,799,231	978,880	18		4,179,551	1,078,030	91
18	Silver (<i>see</i> gold and silver), under metals								
	Slate and manufactures of—								
19	Mantels.....		171	51	30				
20	Roofing slate..... Squares. 11,319		37,390	8,439	13	11,790	44,573	8,783	25
21	School writing slates..... No. 548,571		13,734	3,433	09		18,588	4,645	76
22	Slate pencils.....		3,481	870	25		5,571	1,392	75
23	Slate and manufactures of, N.E.S.....		17,825	5,332	70		15,705	4,709	30
	Total slate & mfrs. of.....		72,601	18,126	47		84,437	19,531	06
24	Soap (Exports).....								
25	Common or laundry..... Lbs. 1,044,187		51,597	10,190	60	918,174	47,238	9,120	25
26	Common, soft and liquid..... "		149,017	3,643	52	178,295	4,118	1,282	25
27	Castile, mottled or white..... "		976,743	45,282	58	1,095,722	55,369	11,750	01
28	Harness soap..... "		14,869	1,596	03	16,850	1,823	431	85
29	Toilet soap..... "		467,549	105,562	93		121,291	39,352	71

SESSIONAL PAPER No. 10

Imports and Exports from Canada, &c.—Continued.

IMPORTS.					EXPORTS.				
Value.					Value.				
1899.	1900.	1901.	1902.	1903.	1899.	1900.	1901.	1902.	1903.
\$	\$	\$	\$	\$	\$	\$	\$	\$	\$
5,499	15,949	13,185	9,392	12,734					1
14,579	11,497	6,709	14,479	14,377					2
2,090,157	2,452,908	2,363,128	2,642,626	2,888,725					3
90,080	107,211	115,368	108,894	112,803					4
241,780	251,704	241,909	224,591	234,154					5
14,660	22,689	25,757	31,608	36,187					6
1,063	1,359	2,501	2,855	6,801					7
1,189	1,365	824	435	1,134					8
765	384	924	2,430	3,185					9
263,543	277,708	261,637	352,134	367,928					10
145	1,564	8,251	947					11
4,130	7,609	6,181	11,666	20,215					12
130,050	81,376	96,789	95,702	97,239					13
4,410	2,580	2,295	2,224	4,625					14
4,119	3,549	3,288	8,060					15
1,549	1,192	1,229	307	883					16
321,604	274,625	233,523	279,811	370,118					17
3,189,322	3,515,269	3,383,498	3,787,214	4,172,105					18
									19
304	64	162	171					19
9,096	22,278	38,009	37,390	44,573					20
11,537	15,629	17,548	13,761	18,589					21
3,135	3,728	4,361	3,481	5,571					22
9,007	11,998	12,084	17,825	15,705					23
33,079	53,697	72,164	72,628	84,438					24
174,220	225,697	132,331	48,926	46,026	19,114	16,323	28,628	19,487	13,966
3,357	2,889	3,048	3,225	4,118					
30,155	36,630	34,889	48,475	55,882					
876	1,148	1,089	1,596	1,823					
83,220	92,307	92,929	103,933	122,606					

3-4 EDWARD VII., A. 1904

No. 11.—ITEMIZED STATEMENT showing the Values of Imports

ARTICLES.		ENTERED FOR HOME CONSUMPTION.						
		1902.			1903.			
		Quantity.	Value.	Duty.	Quantity.	Value.	Duty.	
			\$	\$	cts.	\$	\$	cts.
Soap— <i>Con.</i>								
1	Pearline and other soap powders Lbs.	1,354,401	66,918	19,502 10	1,695,798	73,664	22,035 00	
2	Soap, N.E.S., including pumice silver and mineral soap, sapolio and other like articles "	685,446	43,765	15,123 87	523,332	43,735	15,062 63	
	Total soap "	4,692,212	318,363	91,064 63	347,238	99,034 70	
Spices :—								
3	Ginger and spices of all kinds, N.E.S., unground Lbs.	1,976,688	195,526	19,033 63	1,956,543	179,699	17,589 81	
4	" " " ground "	451,557	29,833	6,688 32	412,545	27,648	6,218 01	
5	Nutmegs and mace "	119,704	26,403	4,937 20	121,959	26,223	4,821 61	
	Total spices "	2,547,949	251,762	30,659 15	2,491,047	233,570	28,629 43	
Spirits and wines, viz. :—								
6	Absinthe Galls.	2,293	3,411	5,503 20	2,111	3,249	5,066 40	
7	Alcohol, amyl or fusel oil, or any substance known as potato spirit or potato oil "	244	220	585 60	324	292	777 60	
8	Arrack or palm spirit "	168	165	403 20	219	167	525 60	
9	Brandy, including artificial brandy and imitations of brandy "	248,616	399,413	596,678 48	273,144	455,079	655,545 60	
10	Cordials and liqueurs of all kinds, N.E.S.; mescal, pulque, rum schrub, shiedam and other schuapps; tafia, angostura and similiar alcoholic bitters or beverages "	21,565	49,004	51,756 00	25,068	56,806	60,163 20	
11	Ethyl, or the substance known as alcohol, hydrated oxide or ethyl or spirits of wine "	568	255	1,363 20	755	442	1,812 00	
12	Gin of all kinds, N.E.S. "	565,402	280,458	1,356,965 00	663,027	319,990	1,591,264 80	
13	Methyl, wood alcohol, wood naphtha, pyroxylic spirits, wood spirits or methylated spirits "	68	101	163 20	137	97	331 20	
14	Rum "	107,259	51,670	257,421 60	119,469	52,254	286,725 60	
15	Vermouth containing not more than 36 per cent of proof spirits "	10,663	11,896	9,569 65	10,790	11,700	9,711 00	
16	Vermouth containing more than 36 per cent of proof spirits "	21	26	50 40	78	58	187 20	
17	Nitrous ether, sweet spirits of nitre and aromatic spirits of ammonia "	1,137	2,297	3,417 90	1,523	2,934	4,535 40	
18	Whiskey "	436,289	650,263	1,047,092 60	483,868	731,474	1,161,283 20	
19	All spirituous or alcoholic liquors, N.O.P. "	7,118	5,292	17,083 20	8,077	5,829	19,384 80	
	Total spirits "	1,401,381	1,454,471	3,348,053 15	1,588,590	1,640,371	3,797,313 60	
20	Wines, ginger, containing 26 p.c. or less of proof spirits Galls.	1,677	1,303	1,509 30	2,260	1,670	2,034 00	
21	" " containing more than 26 p.c. of proof spirits "	24	16	57 60	

SESSIONAL PAPER No. 10

in.o and Exports from Canada, &c.—Continued.

IMPORTS.					EXPORTS.					
Value.					Value.					
1899.	1900.	1901.	1902.	1903.	1899.	1900.	1901.	1902.	1903.	
\$	\$	\$	\$	\$	\$	\$	\$	\$	\$	
66,012	56,231	58,438	67,599	74,487						1
23,358	34,439	43,455	44,636	41,612						2
381,198	449,341	366,179	318,390	346,554	19,114	16,323	28,628	19,487	13,966	
138,720	161,401	166,648	196,863	182,469						3
22,523	31,798	31,186	29,134	26,522						4
27,444	30,025	23,548	25,976	27,466						5
188,687	223,224	221,382	251,973	236,457						
2,639	4,551	1,896	3,157	3,846						6
226	284	218	220	287						7
44	298	16	165	202						8
310,650	350,718	393,556	436,251	475,386	1,718	1,299	8,800	8,996	7,777	9
47,425	60,114	57,273	55,166	61,513						10
6,523	14,962	22,646	29,044	33,978						11
223,915	258,573	317,673	270,982	350,175	2,154	3,265	9,620	11,498	19,465	12
10	99	137	101	97						13
40,963	54,246	64,604	51,780	53,135	3,684	1,565	3,568	2,288	1,761	14
10,889	14,033	13,680	12,406	11,173						15
57				45						16
1,319	1,421	1,760	2,329	2,520						17
523,819	618,556	699,739	681,550	803,644	343,786	402,473	440,688	462,217	525,603	18
19,712	11,145	5,444	5,235	5,592	1,131	2,637	24,350	31,053	47,018	19
1,187,291	1,389,000	1,578,642	1,548,386	1,801,593	354,473	411,239	487,026	516,052	601,624	
1,365	1,347	1,847	1,260	1,492						20
357	243	32	12							21

3-4 EDWARD VII., A. 1904

No. 11.—ITEMIZED STATEMENT showing the Values of Imports

ARTICLES.		ENTERED FOR HOME CONSUMPTION.						
		1902.			1903.			
		Quantity.	Value.	Duty.	Quantity.	Value.	Duty.	
Spirits and wines— <i>Concluded.</i>			\$	\$	cts.	\$	\$	cts.
1	Wines of all kinds, excepting sparkling wines, including orange, lemon, strawberry, raspberry, elder and currant wines.							
2	Containing 26 p. c. or less of spirits	Galls.	270,805	165,709	78,869 58	290,175	180,062	82,522 75
3	Containing over 26 p. c. and not over 27 p. c.	"	15,062	7,189	6,374 04	20,240	9,395	8,485 70
4	" 27 " 28 "	"	13,135	7,243	6,244 77	10,318	6,892	5,266 19
5	" 28 " 29 "	"	13,255	9,220	7,271 06	15,289	8,774	7,830 46
6	" 29 " 30 "	"	22,038	14,297	12,443 24	20,578	12,446	11,347 70
7	" 30 " 31 "	"	30,473	17,867	17,549 30	31,559	19,485	18,469 10
8	" 31 " 32 "	"	31,678	27,207	21,783 75	28,116	25,381	19,704 20
9	" 32 " 33 "	"	19,575	19,346	14,808 26	25,685	22,802	18,655 40
10	" 33 " 34 "	"	16,848	20,593	14,430 43	24,670	28,526	20,646 12
11	" 34 " 35 "	"	15,207	21,307	14,299 73	18,174	24,972	16,942 08
12	" 35 " 36 "	"	10,526	15,883	10,554 22	11,215	16,328	11,066 65
13	" 36 " 37 "	"	4,680	6,913	4,788 27	3,866	6,652	4,237 89
14	" 37 " 38 "	"	800	1,991	1,085 31	772	1,995	1,069 42
15	" 38 " 39 "	"	168	181	161 82	289	236	255 76
16	" 39 " 40 "	"	459	300	397 54	397	154	312 19
	Total wines, non-sparkling.	"	466,410	336,565	212,628 22	503,603	365,770	228,845 61
	Champagne and all other sparkling wines:—							
17	In bottles containing each not more than a quart but more than a pint, old wine measure	Doz.	5,917	78,822	20,976 60	6,591	85,320	22,520 00
18	In bottles containing not more than a pint but more than half a pint, old wine measure	"	18,733	123,132	31,507 95	18,019	118,026	30,466 70
19	In bottles containing one-half pint each or less.	"	912	2,268	754 44	792	1,825	651 24
20	In bottles containing more than one quart each.	"	52	680	149 30	5	189	36 30
	Total sparkling wines.			204,902	53,388 29		205,360	53,674 24
	Total spirits and wines.			1,995,938	3,614,069 66		2,211,501	4,079,833 45
21	Sponges			50,327	9,149 16		52,600	9,526 92
22	Spurs and stilts, used in the manufacture of earthenware.			372			253	
23	Starch, including farina, corn starch, &c.	Lbs.	1,363,134	58,235	18,974 22	1,529,055	64,924	21,651 64
24	Stearic acids	"	31,033	2,681	536 20	78,131	7,497	1,499 40
25	Stockinettes for the manufacture of rubber boots and shoes			46,931	6,653 30		57,653	8,091 50
26	Stone and manufactures of:—							
	Burrstones in blocks, rough or unmanufactured, not bound up or prepared for binding into mill-stones.	No.	1,854	2,559		35	586	
27	Chalk, prepared.			11,337	2,229 43		16,497	3,255 81
28	" china or Cornwall and cliff stone and felspar, ground or unground.			8,751			9,198	

SESSIONAL PAPER No. 10

into and Exports from Canada, &c.—Continued.

IMPORTS.					EXPORTS.					
Value.					Value.					
1899.	1900.	1901.	1902.	1903.	1899.	1900.	1901.	1902.	1903.	
\$	\$	\$	\$	\$	\$	\$	\$	\$	\$	
					5,364	8,192	21,703	44,429	32,045	1
160,420	178,123	180,385	181,613	190,525						2
5,135	13,722	7,111	6,258	7,962						3
7,584	8,432	7,684	5,827	5,994						4
8,951	8,211	8,966	8,952	9,506						5
11,721	15,283	19,960	10,800	13,010						6
16,267	18,013	18,070	19,007	20,663						7
19,662	25,057	24,313	26,081	21,809						8
13,546	15,460	18,053	24,032	22,749						9
13,057	17,855	20,882	23,579	30,715						10
15,311	16,738	20,287	22,101	26,878						11
10,900	14,385	18,184	19,686	15,593						12
4,963	9,085	5,227	8,465	6,037						13
2,197	2,212	1,762	1,865	1,726						14
643	303	28	108	260						15
190	200	553	244	359						16
292,269	344,669	353,344	359,890	375,308	5,364	8,192	21,703	44,429	32,045	
86,465	95,638	90,736	87,271	108,935						17
151,883	149,974	141,357	147,919	113,313						18
1,809	2,172	2,143	2,632	2,432						19
831	2,138	367	178							20
240,988	249,922	234,603	238,000	224,680						
1,720,548	1,983,591	2,166,589	2,146,276	2,401,581	359,837	419,431	508,729	560,481	633,669	
35,925	36,542	40,410	50,588	54,437						21
578	2,678	246	372	253						22
81,583	74,515	59,918	55,900	63,651	940	6,243	24,476	1,377	254	23
75	27	2,831	2,681	7,497						24
58,681	63,738	50,262	46,931	57,653						25
1,759	1,546	5,762	2,559	586						26
10,219	12,212	11,686	11,337	16,329						27
4,325	6,842	5,004	8,751	9,198	*7,262	*624	*1,156	*14,814	*23,163	28

*Felspar only.

3-4 EDWARD VII., A. 1904

No. 11.—ITEMIZED STATEMENT showing the Values of Imports

ARTICLES.		ENTERED FOR HOME CONSUMPTION.						
		1902.			1903.			
		Quantity.	Value.	Duty.	Quantity.	Value.	Duty.	
Stone and manufactures of— <i>Concluded.</i>			\$	\$	cts.	\$	\$	cts.
1	Flint, flints and ground flint stones..... Cwt.	4,113	3,647		8,875	6,432		
2	Flagstones, dressed..... Tons.	232	1,231	246 20				
3	Gannister..... Cwt.	19,826	2,249		15,495	2,933		
4	Granite and freestone, dressed and all other building stone, dressed, except marble..... Tons.	2,786	29,102	5,688 74	2,793	16,664	3,332 80	
5	Granite, sawn only..... "	15	247	49 40	43	1,153	230 60	
6	" finished and polished..... "	641	21,410	5,208 09				
7	" manufactures of, N.O.P..... "		27,956	6,694 25		52,763	12,818 08	
8	Flagstones, granite and free stone, rough, sandstone and all building stone, except marble, not hammered or chiselled..... Tons.	15,459	69,972	10,463 75	15,749	71,202	10,623 55	
9	Gravel and sand..... "	47,381	58,668		91,518	95,647		
10	Grindstones, not mounted, and not less than 36 inches in diameter..... "		34,496	4,909 95		44,998	6,359 30	
11	Grindstones, N.E.S..... "		6,312	1,585 50		8,390	2,095 67	
12	Gypsum, crude..... Tons.	541	1,697		1,076	2,187		
13	Lithographic stones, not engraved..... "		12,272	2,454 20		8,461	1,690 67	
14	Manufactures of stone, N.O.P..... "		15,172	4,450 60		24,713	7,243 00	
15	Ornamental granite, marble, &c., unwrought (exports)..... "							
16	Ornamental granite, marble, &c., wrought (exports)..... "							
17	Paving blocks..... "		8,512	1,702 40				
18	Plaster of Paris, or gypsum, ground not calcined..... Brls.	189	249	37 35	229	228	34 20	
19	Plaster of Paris, calcined or manufactured..... Cwt	4,753	2,641	589 14	6,308	3,599	788 61	
20	Tufa, calcareous..... "				118,020	8,888		
Total stone and manufactures of.....			317,610	46,309 00		374,539	48,472 29	
Sugar, syrup and molasses—								
21	Maple sugar..... Lbs.		84,715	9,551 1,910 20	94,515	10,169	2,033 80	
22	" syrup..... "							
23	Sugar, N.E.S..... "	379,075,447	7,652,808	2,749,428 17	388,370,832	6,914,838	2,647,274 64	
24	Syrup, sugar-house (exports)..... "							
25	Molasses, syrups, &c..... Galls.	4,530,071	902,479	64,423 84	4,196,000	787,153	62,080 71	
26	"..... Lbs.	1,355,552	26,037	10,104 09	674,151	15,490	4,963 06	
27	Molasses, second process, testing by polariscope less than 35 degrees, imported by manufacturers of blacking and horse food for use in their factories..... "			360	2,990	314		
28	Sugar candy, brown or white, and confectionery, including sweetened gums, candied peel and pop-corn..... "	1,430,653	164,990	54,248 23	1,739,003	192,098	61,869 60	
29	Glucose or grape sugar, glucose syrup or corn syrup..... "	5,090,359	103,437	38,177 76	1,364,470	35,924	10,233 53	
30	Saccharine or any product containing over ½ percent thereof..... "	2,134	2,869	573 80	2,078	1,918	371 40	
Total sugar, syrup and molasses.....			8,862,531	2,918,806 09		7,957,904	2,788,826 74	

SESSIONAL PAPER No. 10

into and Exports from Canada, &c.—Continued.

IMPORTS.					EXPORTS.					
Value.					Value.					
1899.	1900.	1901.	1902.	1903.	1899.	1900.	1901.	1902.	1903.	
\$	\$	\$	\$	\$	\$	\$	\$	\$	\$	
2,977	4,342	3,626	3,647	6,432						1
	63	116	1,231							2
737	3,881	1,819	2,249	2,933						3
4,546	1,157	1,039	29,102	16,664	1,064	9,145	14,473	20,408	1,015	4
420	157	796	247	1,153						5
12,371	10,371	20,530	21,410	53,110						6
32,734	28,861	21,151	27,056							7
43,494	63,376	45,039	69,972	71,202	55,547	115,910	119,136	127,293	103,754	8
42,209	41,280	42,891	58,668	95,647	93,492	102,151	108,509	119,421	128,577	9
22,273	28,037	38,973	34,496	44,998	25,618	24,641	42,240	29,138	24,978	10
5,211	6,352	6,203	6,342	8,390						11
692	958	1,125	1,697	2,187	166,222	236,065	185,417	273,335	307,398	12
6,223	6,294	8,084	12,272	8,461						13
14,554	17,164	16,040	15,422	24,708						14
					4,007	1,803	4,967	2,607	4,875	15
					1,536	1,026	1,672	4,786	2,700	16
	446	8,053	8,512							17
338	69	1,097	249	228	7,611	2,622	25,476	10,150	7,947	18
3,120	6,492	3,978	2,641	3,599						19
	93			8,888						20
208,202	239,993	243,012	317,860	374,713	362,359	493,987	503,046	601,952	604,407	
7,410	14,166	11,218	7,380	15,219	66,295	84,726	71,879	91,024	190,603	21
					293	253	2,411	1,289	1,628	22
6,065,129	7,554,012	7,953,340	7,905,044	6,472,935	49,795	3,647	43,234	10,207	10,332	23
					10,047	9,978	20,228	10,771	13,088	24
813,591	1,216,684	1,071,083	921,228	818,510	18,127	21,567	16,845	15,916	14,837	25
11	343	7	360	314						26
112,597	137,734	150,296	163,633	191,578						27
46,006	89,902	157,419	101,744	35,730						28
5,195	1,368	2,023	2,869	1,918						29
7,049,939	9,014,209	9,345,386	9,102,258	7,536,204	114,557	120,171	154,597	129,207	230,488	

3-4 EDWARD VII., A. 1904

No. 11.—ITEMIZED STATEMENT showing the Values of Imports

ARTICLES.		ENTERED FOR HOME CONSUMPTION.					
		1902.			1903.		
		Quantity.	Value.	Duty.	Quantity.	Value.	Duty.
		\$	\$ cts.	\$	\$ cts.		
1	Table cloths of all kinds		35,071	7,831 80			
2	Tallow Lbs.	72,629	4,401	709 34	87,254	6,432	1,069 60
3	Tape lines of any material		11,675	2,524 78		16,906	3,654 03
4	Tar and pitch (pine) in packages of not less than 15 galls. Galls.	332,527	26,654		539,408	40,108	
5	Tar coal and coal pitch..... "	1,772,021	98,551		1,026,376	61,558	
	Total tar..... "	2,104,548	125,205		1,565,784	101,666	
6	Tea of India <i>black</i> imported di- rect or purchased in bond in the United Kingdom..... Lbs.	3,382,614	506,870		5,349,264	738,755	
7	" " N.E.S. "	54,488	8,471	847 10	3,031	552	52 96
8	Tea of Ceylon <i>black</i> imported di- rect or purchased in bond in the United Kingdom..... "	7,100,139	1,139,082		7,945,459	1,171,304	
9	" " N.E.S. "	16,226	2,895	289 10	21,872	3,796	379 60
10	Tea of China <i>black</i> imported di- rect or purchased in bond in the United Kingdom..... "	1,033,056	149,540		1,205,724	164,983	
11	" " N.E.S. "	24,165	5,018	501 80	20,918	4,218	421 80
12	Tea of Japan <i>black</i> imported di- rect or purchased in bond in the United Kingdom..... "						
13	" " N.E.S. "						
14	Tea of other countries <i>black</i> im- ported direct or purchased in bond in the United Kingdom.. Lbs.	260,273	41,957		261,412	38,336	
15	" " N.E.S. "	1,768	433	43 30	3,692	822	82 20
16	Tea of India <i>green</i> imported di- rect or purchased in bond in the United Kingdom..... "	71,446	10,252		696,263	99,189	
17	" " N.E.S. "	20	10	1 00	4,737	945	94 50
18	Tea of Ceylon <i>green</i> imported di- rect or purchased in bond in the United Kingdom..... "	520,480	74,833		2,251,497	326,941	
19	" " N.E.S. "	20,531	3,838	383 80	4,435	616	61 60
20	Tea of China <i>green</i> imported di- rect or purchased in bond in the United Kingdom..... "	467,516	61,564		1,245,107	183,064	
21	" " N.E.S. "	4,270	1,279	127 90	42,579	6,026	602 60
22	Tea of Japan <i>green</i> imported di- rect or purchased in bond in the United Kingdom..... "	6,459,953	914,640		4,379,448	677,365	
23	" " N.E.S. "	88,243	16,011	1,601 10	506,499	40,640	4,064 00
24	Tea of other countries <i>green</i> im- ported direct or purchased in bond in the United Kingdom.. "	9,790	1,680		23,421	6,940	
25	" " N.E.S. "	15,676	2,024	202 40	4,013	247	24 70
	Total tea..... "	19,530,654	2,940,397	3,997 50	23,969,371	3,464,739	5,783 96
26	Teasels		1,243			843	
27	Teeth, artificial					86,500	16,830 87

SESSIONAL PAPER No. 10

into and Exports from Canada, &c.—Continued.

IMPORTS.					EXPORTS.					
Value.					Value.					
1899.	1900.	1901.	1902.	1903.	1899.	1900.	1901.	1902.	1903.	
\$	\$	\$	\$	\$	\$	\$	\$	\$	\$	
57,434	43,605	39,975	35,751	35,751						1
1,869	2,361	6,907	4,635	6,432	62,876	70,665	95,186	11,184	20,635	2
9,293	9,344	8,253	11,675	16,927						3
17,511	36,924	17,591	26,654	40,108	24,249	18,646	23,571	17,010	38,326	4
54,447	73,874	88,093	98,551	61,558						5
71,958	110,798	105,684	125,205	101,666	24,249	18,646	23,571	17,010	38,326	
403,876	675,448	515,339	506,870	738,755						6
2,374	661	2,746	8,471	155						7
773,707	1,073,710	907,533	1,139,082	1,171,554						8
11,995	1,488	2,343	2,895	4,629						9
376,640	341,056	453,171	149,540	164,983						10
8,411	1,856	6,684	5,018	9,317						11
165,694	96,960	123,232								12
348	4,862	8,739								13
101,966	9,517	43,296	41,957	38,336						14
17,251	2,094	902	433	822	195,125	266,866	258,137	280,351	390,300	15
5,979	3,435	11,061	10,252	99,189						16
	114		10	1,091						17
4,071	4,106	48,442	74,833	326,941						18
422	179	1,950	3,838	616						19
165,667	157,518	100,150	61,564	183,064						20
43,250	5,203	165	10,224	10,537						21
1,309,395	1,193,429	947,286	914,640	677,447						22
73,040	23,830	2,566	44,305	38,429						23
60,859	9,224	3,669	1,680	6,940						24
3,832	6,324	10,293	1,517	247						25
3,528,807	3,611,014	3,189,567	2,977,129	3,473,052	195,125	266,866	258,137	280,351	390,300	
1,256	828	685	1,243	843						26
				88,088						27

3-4 EDWARD VII., A. 1904

No. 11.—ITEMIZED STATEMENT showing the Values of Imports

ARTICLES.		ENTERED FOR HOME CONSUMPTION.					
		1902.			1903.		
		Quantity.	Value.	Duty.	Quantity.	Value.	Duty.
		\$	\$	cts.	\$	\$	cts.
Tobacco and manufactures of :—							
1	Cigarettes. Lbs.	17,295	36,228	60,942 00	21,829	45,125	76,768 25
2	Cigars. " "	85,482	282,853	327,159 25	92,637	296,300	351,986 00
3	Tobacco, cut. " "	154,962	103,644	85,229 10	174,431	118,621	95,937 05
4	Snuff. " "	9,514	3,680	4,757 00	9,283	3,543	4,641 50
5	All other manufactured of tobacco, N.E.S. " "	108,440	38,597	54,220 00	106,521	41,369	53,260 50
6	Tobacco, unmanufactured for excise purposes. " "	11,329,674	1,948,358	13,380,504	2,362,537
7	Foreign raw leaf tobacco, samples unstemmed. " "	84	44	33 60	240	69	96 00
8	" " stemmed. " "
9	Stems and cuttings (exports). " "
	Total tobacco and manufactures " "	11,705,451	2,413,404	532,340 95	13,785,445	2,867,564	582,689 30
10	Tobacco pipes of all kinds, pipe mounts, cigar and cigarette holders, and cases for same, smokers' sets and cases therefor and tobacco pouches.		303,411	99,660 05	364,463	120,479 40
11	Trunks, valises, hat-boxes, carpet bags, satchels, tool bags or baskets, portmanteaus, fly-books and parts thereof N.O.P.		60,260	17,350 80	90,608	26,430 50
12	Treenails. M	10	358	24	326
13	Tortoise and other shells.		3,957	688
14	Turtles. No.	977	932	759
15	Turpentine spirits of. Galls.	729,035	311,773	15,588 63	783,973	437,058	21,846 99
16	Turpentine, raw and crude. Lbs.	7,938	295	16,241	352
17	Umbrellas, parasols and sunshades of all kinds and materials.		72,026	18,347 49	61,797	15,897 01
18	Unenumerated articles.		177,338	31,782 89	103,297	18,787 15
19	Vaccine and ivory vaccine points.		27,177	15,369
20	Vaccine points, articles for the manufacture, viz. :—						
21	Glass caps, shells, containers and capillary tubes; rubber bulbs, boxes or corks, only when imported by manufacturers of vaccine points (O.C., 13th July, 1901).					45	
22	Varnish, lacquers, japans, japan driers, liquid driers, and oil finish, N.E.S. (Galls)	82,778	137,540	40,975 80	86,118	143,676	42,804 71
23	Varnish, black and bright for ships' use. " "	722	663	1,031	852
	Total varnishes. " "	83,500	138,203	40,975 80	87,149	144,528	42,804 71
Vegetables, viz. :—							
24	Melons. No.	189,394	12,247	3,061 75	262,281	16,331	4,082 75
25	Potatoes. Bush.	81,197	87,259	12,179 55	407,487	228,848	61,114 80
26	" sweet and yams. " "	17,384	15,297	1,738 40	21,642	19,343	2,164 20

3-4 EDWARD VII., A. 1904

No. 11.—ITEMIZED STATEMENT showing the Values of Imports

ARTICLES.		ENTERED FOR HOME CONSUMPTION.					
		1902.			1903.		
		Quantity.	Value.	Duty.	Quantity.	Value.	Duty.
			\$	\$ cts.		\$	\$ cts.
1	Vegetables, viz:— <i>Con.</i> Tomatoes, fresh..... Bush.	19,343	53,906	9,259 20	31,786	69,014	13,258 60
2	Tomatoes and other vegetables, including corn and baked beans in cans or other pack- ages, N.E.S..... Lbs.	966,937	66,405	14,345 61	3,837,755	159,904	57,515 49
3	Turnips (exports).....						
4	All other (exports).....						
5	Vegetables, fresh or dry salted N.O.P.....		182,293	45,489 51		210,983	52,726 29
	Total vegetables.....		417,407	86,074 02		704,423	190,862 13
6	Vinegar of any strength not ex- ceeding strength of proof.... Galls.	60,195	17,360	7,410 50	70,306	18,534	8,876 44
7	Vinegar, above strength of proof. "	11,261	7,395	3,845 24	19,468	10,143	8,026 77
8	Watches.....		46,154	11,508 97		63,609	15,868 32
9	Watch cases.....		107,617	32,280 60		127,066	38,098 10
10	Watch actions and movements.....		577,000	57,695 20		672,063	67,094 32
11	Watch glasses and watch keys.....		11,985	2,939 35		9,887	2,424 08
	Total watches and move- ments.....		742,756	104,424 12		872,625	123,484 82
12	Wax, beeswax..... Lbs.	26,706	7,923	787 00	36,083	11,941	1,194 00
13	Wax, and manufactures of, N. E.S.....		30,269	5,592 74		39,658	7,506 55
14	Webbing, elastic, and non-elastic.....		156,248	28,352 25		164,236	29,810 51
15	Whalebone, unmanufactured.... Cwt.	8	1,265		407	2,721	
16	Whips of all kinds, including thongs and lashes.....		6,271	1,938 93		6,900	2,087 01
17	Square or round reeds and raw- hide centres, textile leather or rubber heads, thumbs and tips, and steel, iron or nickel caps for whip ends, imported by whip manufacturers for use in their factories.....		33,509			37,852	
18	Window cornices and cornice poles of all kinds.....		3,226	951 70		7,840	2,193 40
19	Window shades in the piece or cut and hemmed or mounted on rollers..... Sq. yds.	21,876	3,011	822 17	74,349	7,682	2,255 76
20	Window shade or blind rollers.....		21,914	7,628 37		22,994	7,870 10
Wood and manufactures of:—							
21	Barks:— Hemlock..... Cords.				194	1,027	
22	Oak and tanners.....						
23	Corkwood or cork bark.....		80,355			104,191	
24	Wood for fuel..... Cords.	13,366	29,961		25,350	67,212	
25	Wood of the persimmon and dogwood trees.....					584	

SESSIONAL PAPER No. 10

into and Exports from Canada, &c.—Continued.

IMPORTS.					EXPORTS.					
Value.					Value.					
1899.	1900.	1901.	1902.	1903.	1899.	1900.	1901.	1902.	1903.	
\$	\$	\$	\$	\$	\$	\$	\$	\$	\$	
24,552	26,194	37,519	54,047	69,169						1
65,829	99,893	75,488	73,684	169,306	19,934	18,101	43,566	118,013	34,128	2
					102,457	116,444	96,486	113,707	107,954	3
					30,206	41,662	57,903	83,471	33,512	4
174,678	193,267	218,827	187,299	214,846						5
328,332	413,149	445,385	430,397	717,866	468,124	506,516	564,365	1,005,051	564,689	
12,734	11,360	15,198	19,106	19,513	3,917	3	482	491	115	6
2,800	5,942	18,912	7,323	9,761						7
44,587	51,224	49,397	46,144	63,761						8
82,850	92,008	98,514	107,416	127,066						9
290,378	353,001	468,581	577,013	672,063						10
9,383	3,785	7,508	11,985	9,863						11
427,198	500,018	624,000	742,558	872,753						
8,941	9,839	10,809	7,923	11,941						12
20,047	24,420	26,990	30,455	39,753						13
121,624	139,750	138,700	156,738	164,393						14
500	1,214	2,760	1,265	2,721						15
9,228	11,830	6,361	6,264	6,900						16
19,017	31,766	29,313	33,509	37,852						17
4,604	4,386	1,699	3,226	7,840						18
2,722	967	1,089	3,011	7,682						19
24,761	25,600	14,062	21,914	22,994						20
155		103		1,027	48,890	61,899	62,024	100,361	74,816	21
931	693	949								22
54,524	80,202	80,988	80,355	104,191						23
26,414	28,421	38,915	29,961	67,212	123,711	117,751	90,905	91,507	115,769	24
2,215	1,855	456		584						25

3-4 EDWARD VII., A. 1904

No. 11.—ITEMIZED STATEMENT showing the Values of Imports

ARTICLES.	ENTERED FOR HOME CONSUMPTION.					
	1902.			1903.		
	Quantity.	Value.	Duty.	Quantity.	Value.	Duty.
Wood and manufactures of— <i>Con.</i>		\$	\$ cts.		\$	\$ cts.
Wood partly manufactured:—						
1 Bamboo reeds, not further manufactured than cut into suitable lengths for walking sticks or canes, or for sticks for umbrellas, parasols, or sunshades, and bamboos, un- manufactured		5,506			19,311	
2 Felloes of hickory wood, rough sawn to shape only, or rough sawn and bent to shape, not planed, smoothed or other- wise manufactured.		24,809			42,337	
3 Dshovel handles wholly of wood		23,180			27,189	
4 Handle, heading, stave and shingle bolts		10,926			11,412	
5 Hickory billets.		10,475			5,371	
6 Hickory, sawn to shape for spokes of wheels		10,467			1,921	
7 Hickory spokes, rough turned, not tenoned, mitred, throated, faced, sized, cut to length, round tenoned or polished.		122,307			131,639	
8 Knees and futtocks (exports) ..						
Wood, manufactures of—						
9 Barrels, empty (exports)						
10 Barrels containing petroleum or its products, or any mix- ture of which petroleum forms a part when such contents are chargeable with specific duty	No.	22,206	22,355	4,440 66	28,819	28,877 5,759 81
11 Barrels and packages of Cana- dian manufacture which have been exported filled with Can- adian products, when re- turned, or exported empty and returned filled with for- eign products			8,636		11,547	
12 Fishing rods			7,734	2,176 10	9,766	2,548 90
13 Furniture, house, cabinet or office		487,749	144,900 10		589,982	171,885 00
14 Caskets and coffins and metal parts thereof		10,749	2,687 25		12,907	3,226 75
15 Doors, sashes and blinds, (ex- ports)						
16 Hubs for wheels, posts, last blocks, wagon, oar, gun, head- ing and all like blocks or sticks, rough, hewn or sawn only		15,937			12,685	8,002 00
17 Lasts of wood					32,608	
18 Matches and match splints (exports)						
19 Mouldings, plain, gilded or otherwise further manufac- tured		45,672	11,418 00		58,281	14,566 58
20 Rakes, kay.	No.	8,836	991 247 75	10,286	1,080	270 00

SESSIONAL PAPER No. 10

into and Exports from Canada, &c.—Continued.

IMPORTS.					EXPORTS.					
Value.					Value.					
1899.	1900.	1901.	1902.	1903.	1899.	1900.	1901.	1902.	1903.	
\$	\$	\$	\$	\$	\$	\$	\$	\$	\$	
4,418	3,940	3,401	5,506	19,311						1
33,403	41,604	24,604	24,809	42,337						2
19,085	19,947	18,668	23,180	27,189						3
1,439	688	18,763	10,926	11,412						4
711	495	6,028	10,475	5,371						5
6,355	2,783	5,004	10,467	1,921						6
89,814	116,931	99,471	122,307	131,639						7
					17,559	19,991	11,556	18,540	13,504	8
					27,549	26,521	30,298	29,792	43,776	9
46,275	30,511	33,048	22,919	29,058						10
4,448	6,903	12,767	8,636	11,547						11
12,267	10,951	8,365	7,636	9,766						12
327,719	395,509	444,206	489,306	592,608	356,490	382,623	241,826	285,276	378,093	13
13,183	10,538	10,665	10,749	12,907						14
					378,206	299,359	194,168	303,687	331,976	15
3,210	3,093	14,184	15,937	12,685						16
				32,008						17
					257,981	103,961	89,130	51,704	112,048	18
32,829	32,121	39,163	45,869	58,451	21,542	15,786	12,205	13,411	21,572	19
890	827	1,228	991	1,080						20

No. 11.—ITEMIZED STATEMENT showing the Values of Imports

ARTICLES.	ENTERED FOR HOME CONSUMPTION.						
	1902.			1903.			
	Quantity.	Value.	Duty.	Quantity.	Value.	Duty.	
	\$	\$	cts.		\$	\$	cts.
Wood and manufactures of— <i>Con.</i>							
1 Wood, manufactures of— <i>Con.</i>							
2 *Sawed or split boards, planks, deals and other lumber, when not further manufactured than dressed on one side only or creosoted, vulcanized or treated by any preserving process. M. ft.	51,712	675,910		60,900	892,360		
3 *Sawed boards, planks, deals, planed or dressed on one or both sides, when the edges thereof are jointed or tongued and grooved. "	4,064	47,280	11,820 00	4,031	61,843	15,460 75	
4 Shingles. M.	17,374	30,752		16,572	27,931		
5 Show cases and metal parts thereof. No.	509	4,806	1,662 30	733	7,753	2,592 00	
6 Spool wood and spools (exports)							
7 Woodenware, pails, tubs and churns, washboards, pounders and rolling pins.		69,789	13,956 14		37,895	7,571 74	
8 Manufactures of wood, N.O.P.		568,206	140,349 17		656,641	162,717 37	
9 *Lumber and timber, manufactured, N.E.S. M. ft.	550	10,236	2,044 93	3,428	39,810	7,962 00	
10 Timber or lumber hewn or sawed, squared or sided or creosoted		472,967			690,951		
11 Ship-timber and ship planking, N.O.P.		385			4,358		
12 Umbrella, parasol and sun-shade sticks or handles, N.E.S.		14,912	2,774 37		16,586	3,301 50	
13 Veneers of wood, not over $\frac{3}{8}$ of an inch in thickness.		114,377	8,567 85		132,765	9,957 31	
14 Walking sticks and canes of all kinds, N.E.S.		14,806	4,300 20		16,044	4,669 40	
15 Wood pulp.		27,447	6,861 75		38,472	9,618 00	
16 Wood unmanufactured—							
17 Other articles, produce of forest.							
18 Logs and round unmanufactured timber.		665,817			389,267		
19 Elm.							
20 Hemlock.							
21 Oak.							
22 Pine.							
23 Spruce.							
24 All other.							
*Lumber and timber, plank and board, when not otherwise manufactured than rough sawn or split or creosoted, vulcanized or treated by any preserving process:—							
23 Amaranth, boxwood, cocoboral and sandal wood. M. ft.	1	68		12	393		
24 Basswood, butternut and hickory, (exports).							

*For exports see items 12 to 22 pages 150-1.

SESSIONAL PAPER No. 10

into and Exports from Canada, &c.—Continued.

IMPORTS.					EXPORTS.					
Value.					Value.					
1899.	1900.	1901.	1902.	1903.	1899.	1900.	1901.	1902.	1903.	
\$	\$	\$	\$	\$	\$	\$	\$	\$	\$	
569,416	574,383	704,868	675,910	892,360						1
58,234	56,506	45,257	47,722	61,843						2
41,191	45,253	33,914	30,752	27,931	976,361	1,131,506	1,146,150	1,525,386	1,610,143	3
7,416	6,162	5,874	4,774	7,763						4
					171,299	66,222	92,683	108,529	123,628	5
27,175	43,738	60,308	69,814	38,022	38,489	39,318	17,258	6,651	7,964	6
370,839	502,994	478,707	568,948	657,138	351,200	432,531	389,857	391,632	384,233	7
14,957	10,431	16,177	10,236	39,810						8
199,132	199,415	210,073	472,967	690,951						9
	724	4,161	385	4,358						10
13,976	13,609	11,607	15,712	16,586						11
58,934	100,377	96,723	114,377	132,765						12
11,311	12,221	15,445	14,806	16,044						13
19,086	23,269	16,053	27,447	38,472	1,274,376	1,816,016	1,938,246	2,046,406	3,150,943	14
					94,985	137,065	33,608	26,451	17,727	15
406,845	432,224	262,863	665,817	389,267						16
					44,687	74,721	193,749	54,245	15,517	17
					3,449	7,738	95,616	32,604	34,264	18
					123	3,430	122,396	2,733	1,230	19
					1,398,454	494,311	285,798	175,684	139,406	20
					49,769	63,078	235,826	63,555	59,781	21
					73,220	117,358	122,226	237,019	184,360	22
136	4,080	629	68	393						23
					31,775	39,703	403,169	80,270	71,995	24

3-4 EDWARD VII., A. 1904

No. 11.—ITEMIZED STATEMENT showing the Values of Imports

ARTICLES.	ENTERED FOR HOME CONSUMPTION.					
	1902.			1903.		
	Quantity.	Value.	Duty.	Quantity.	Value.	Duty.
Wood and manufactures of— <i>Con.</i>		\$	\$ cts.		\$	\$ cts.
Wood, unmanufactured— <i>Con.</i>						
Lumber— <i>Con.</i>						
1 Cherry, chestnut, gumwood and hickory and whitewood. M. ft.	5,543	186,872		7,439	305,657	
2 Mahogany..... "	953	113,697		413	55,286	
3 Oak..... "	34,037	941,004		38,055	1,268,053	
4 Pitch pine..... "	15,884	344,567		23,713	559,045	
5 Redwood..... "	941	23,253				
6 Rosewood..... "		163		1	55	
7 Spanish cedar..... "	116	5,547		348	10,745	
8 Sycamore..... "	51	1,984		30	734	
9 Walnut..... "	1,317	49,286		1,182	15,608	
10 White ash..... "	812	29,953		1,069	42,392	
11 African teak, black heart ebony, lignum vite, red cedar and satinwood..... "	171	6,067		84	8,101	
Lumber, viz. :—						
12 Battens and pine and spruce clapboards..... "	1,063	9,796		759	6,893	
13 Deals, pine..... "						
14 " spruce and other..... "						
15 Deal ends..... "						
16 Lathwood..... "						
17 Laths, palings and pickets..... "		7,807			29,652	
18 Planks and boards..... "						
19 Joists and scantling..... "						
20 Staves, standard..... "						
21 " other and headings... M.	3,613	82,360		4,745	111,317	
22 Lumber, all other, N.E.S..... "						
23 Hop, hoop, telegraph and other poles..... "		*822			*678	
24 Masts and spars..... "						
25 Piles and pile timber..... "						
26 Posts, cedar, tamarack and other..... "						
27 Shingle bolts of pine or cedar..... "						
28 Fence posts and railway ties..... "		245,374			132,679	
29 Stave bolts..... "						
30 Shooks, box..... "						
31 " other..... "						
32 Saw-dust of the woods, specified under Nos. 23 and 24, pages 148-9 and Nos. 1 to 11, pages 150-1..... "		4,995			3,239	
Timber, square, viz. :—						
33 Ash..... "						
34 Birch..... "						
35 Elm..... "						
36 Maple..... "						
37 Oak..... "						
38 Pine, red..... "						
39 " white..... "						
40 All other..... "						
41 Wood, blocks and other, for pulp..... "						
42 Wood, blocks for matches..... "						

* Hop poles only.

SESSIONAL PAPER No. 10

into and Exports from Canada, &c.—Continued.

IMPORTS.					EXPORTS.				
Value.					Value.				
1899.	1900.	1901.	1902.	1903.	1899.	1900.	1901.	1902.	1903.
\$	\$	\$	\$	\$	\$	\$	\$	\$	\$
208,321	272,462	197,379	186,872	305,657					
53,277	47,296	47,660	113,697	55,286					
543,536	887,274	804,180	941,004	1,268,053					
304,209	398,211	444,732	344,567	559,045					
9,450	2,322	21,716	23,253						
880	116	455	163	55					
9,093	4,161	5,744	5,547	10,745					
2,269	519	1,083	1,984	734					
50,401	86,659	57,906	49,286	55,608					
32,591	45,830	23,393	29,953	42,392					
10,298	18,357	13,812	6,067	8,101					
1,014	11,894	7,563	9,796	6,893	39,526	27,811	135,693	116,944	71,963
					4,193,628	3,286,598	2,857,822	3,167,383	3,653,917
					7,848,437	8,287,960	8,174,304	7,451,148	8,315,454
					770,458	564,869	681,884	472,015	551,769
						7,858		5,546	4,077
9,355	4,992	10,064	7,807	29,652	432,323	532,106	605,693	840,714	1,041,129
					6,885,762	9,618,526	9,400,469	12,570,849	14,008,846
					234,968	235,664	389,253	367,965	451,194
					133,868	164,750	38,706	3,111	3,364
47,762	72,876	69,192	82,360	111,317	393,263	385,066	401,377	297,936	281,048
					335,065	533,428	358,755	258,196	482,309
*11,047	*215	*207	*822	*678	55,182	48,872	68,720	103,981	57,910
					4,210	4,130	3,374	8,315	7,588
					104,007	93,346	104,026	208,479	123,180
					22,258	24,893	38,065	32,556	61,905
					786	18,926	17,857	88	43,273
129,779	181,021	240,561	245,374	132,679	84,305	221,906	152,940	182,198	210,948
					12,372	20,673	7,217	11,671	5,337
					160,861	192,159	137,645	97,430	36,269
					64,299	59,198	238,753	272,975	403,903
12,671	1,739	1,747	4,995	3,239					
					34,833	43,778	58,759	43,934	27,649
					204,186	229,554	223,380	107,861	204,690
					221,663	205,131	273,579	248,296	305,090
					6,936	5,832	13,219	3,000	1,759
					557,592	405,608	317,286	356,913	434,141
					61,061	65,601	143,530	30,922	219,991
					1,366,654	1,254,437	916,452	923,795	1,310,557
					38,815	52,084	175,769	56,884	69,356
					842,086	902,772	1,397,019	1,315,038	1,558,560
					31,550	42,567	21,528	32,601	28,095

3-4 EDWARD VII., A. 1904

No. 11.—ITEMIZED STATEMENT showing the Values of Imports

ARTICLES.	ENTERED FOR HOME CONSUMPTION.					
	1902.			1903.		
	Quantity.	Value.	Duty.	Quantity.	Value.	Duty.
		\$	\$ cts.		\$	\$ cts.
Wood and manufactures of— <i>Con.</i> Miscellaneous wood and manufactures, N.E.S., viz:—						
1 Cane, reed, or rattan, split or otherwise manufactured, N.O.P.		38,591	5,763 80		54,819	8,220 00
2 Corks and cork wood or cork bark, manufactured, N.O.P.		131,455	26,228 85		126,880	25,298 21
3 Ivory nuts, vegetable.		14,495			14,159	
4 Cane and rattan, not manufactured.		17,570			18,020	
5 Willow or osiers— Osiers or willows, unmanufactured.		139			62	
6 Wares and all manufactures of like material, N.O.P. Total wood and manufactures of		5,891,364	390,199 22		6,986,470	463,627 32
7 Wool and manufactures of (exports).						
8 Blankets Lbs. 91,186		32,217	8,006 76	123,928	44,715	11,085 13
9 Cassimeres, cloths and doeskins. Yds. 3,808,352		1,928,545	468,882 75	4,286,328	2,377,842	572,960 85
10 Coatings and overcoatings. " 1,132,619		648,284	153,442 48	1,600,030	942,686	222,937 40
11 Tweeds " 1,841,393		1,017,776	245,919 57	2,573,412	1,395,177	334,135 58
12 Felt cloth, N.E.S. " 37,411		31,686	10,347 71	52,897	30,258	9,140 07
13 Flannels " 823,275		153,355	46,757 55	758,818	140,042	43,353 13
14 Flannel shirtings imported for the special purpose of being manufactured into and exclusively used in the manufacture of shirts, collars, cuffs, shirt waists and blouses, and to be cut into shape for such or any of such purposes in bond.						
15 Knitted goods, including knitted underwear, N.E.S.		82,267	23,233 23		105,708	29,804 62
16 Shawls.		87,301	20,561 80		111,850	27,038 60
17 Bed comforters and counterpanes. No. 1,291		1,701	507 18	4,177	8,030	2,123 98
18 Blouses and shirt waists.					135	47 25
19 Socks and stockings of wool, worsted, the hair of the alpaca goat, &c., &c. Doz. prs. 358,974		574,315	142,785 42	518,378	882,573	219,425 57
20 Hosiery, N.E.S. " 132,337		33,252 57				
21 Yarn, mohair. Lbs. 118			99	2,284	1,684	
22 Yarn, spun from the hair of the alpaca or angora goat, when imported by manufacturers of braids for use exclusively in their factories in the manufacture of such braids only. " 16,071		4,621		9,827	2,758	
23 Yarn costing 30c. per lb. and over, imported on the cop, tube, or in the hank by manufacturers of woollen goods for use in their products. " 657,815		286,841	42,937 60	945,687	434,930	64,677 35
24 Yarn, N.E.S. " 442,983		165,221	37,641 50	991,559	281,775	63,036 32

SESSIONAL PAPER No. 10

into and Exports from Canada, &c.—Continued.

IMPORTS.					EXPORTS.					
Value.					Value.					
1899.	1900.	1901.	1902.	1903.	1899.	1900.	1901.	1902.	1903.	
₹	₹	₹	₹	₹	₹	₹	₹	₹	₹	
28,690	37,303	39,392	38,591	54,819						1
106,743	79,291	112,039	135,334	127,213						2
18,542	25,822	16,458	14,495	14,159	9,561	11,160	89	16		3
11,087	2,893	4,700	17,570	18,020						4
181	51	254	139	62						5
1,660	8,596	6								6
4,081,792	5,003,298	4,943,878	5,899,440	6,990,414	30,880,630	32,998,171	33,161,357	35,234,203	40,868,016	
					37,255	61,790	76,556	81,489	64,222	7
39,362	49,720	32,457	28,706	44,021						8
1,559,978	1,384,631	1,883,957	1,939,672	2,381,665						9
558,821	592,331	485,324	642,042	944,809						10
513,513	843,625	748,765	1,028,400	1,397,482						11
40,215	27,292	50,315	31,661	30,232						12
64,810	79,019	120,126	153,398	139,385						13
	5,315									14
210,763	125,329	93,200	82,465	105,644						15
77,448	73,174	93,656	87,444	111,461						16
1,324	4,408	1,568	1,756	7,404						17
113	10,651	8,528		135						1
{ 648,157	635,239	526,548	572,183	} 87,742						19
{ 20,662	31,449	67,921	132,270							20
{ 2,766	2,545	755	99		1,684					21
220	364	3,470	4,621	2,758						22
169,810	257,654	240,424	283,538	435,484						23
119,314	121,289	138,838	166,074	286,142						24

3-4 EDWARD VII., A. 1904

No. 11.—ITEMIZED STATEMENT showing the Values of Imports

ARTICLES.		ENTERED FOR HOME CONSUMPTION.					
		1902.			1903.		
		Quantity.	Value.	Duty.	Quantity.	Value.	Duty.
			\$	\$ cts.		\$	\$ cts.
1	Wool and manufactures of— <i>Con.</i> Yarn, wool or worsted, the same being genapped, dyed and finished, imported by manufacturers of braids, cords, tassels and fringes.... Lbs.	222,351	21,576	33,530	14,562
2	Yarn, Botany yarn, in numbers 30 and finer, on mule cops, dry spun on what is known as the French or Belgian system, not doubled or twisted, in white only, when imported by manufacturers of cashmere socks or stockings, to be used exclusively for the manufacture of such articles in their own factories "	145,266	55,154	129,776	70,523
3	Wool, class one, viz. :— Leicester, coltswold, Lincolnshire, South Down combing wools, or wools known as lustre wools, and other like combing wools such as are grown in Canada.						
4	Wool, not further prepared than washed, N.E.S. Lbs.	10,360,738	1,374,054	7,994,702	1,239,998
5	Noils, being the short wool which falls from the combs in worsted factories and worsted tops, N.E.S.		204,995		187,835
6	All fabrics and manufactures, composed wholly or in part of wool, worsted, &c., N.E.S.		3,374,062	950,075 12		3,711,910	1,055,971 59
7	Clothing, ready-made and wearing-apparel, composed wholly or in part of wool, worsted, &c., N.E.S.		976,453	294,422 60		1,223,370	368,771 74
8	Women's and children's dress goods, coat linings, Italian cloths, alpacas, orleans, cashmeres, henriettas, serges, buntings, nun's cloth, bengalines, whip cords, twills plain or jacquards of similar fabrics, composed wholly or in part of wool, worsted, the hair of the camel, alpaca, goat or like animals, not exceeding in weight 6 oz. to the square yard, when imported in the gray or unfinished state for the purpose of being dyed or finished in Canada Sq. yds.	314,417	64,436	13,332 79	316,603	60,187	12,545 32
9	Shirts Doz.	4,497	30,891	7,720 60	3,723	25,866	6,779 01
10	Undershirts and drawers Carpets :—		73,975	19,423 38		74,307	19,843 12
11	Brussels Yds.	675,607	426,510	100,591 87	855,792	551,026	130,842 35
12	Tapestry "	1,574,486	555,906	131,929 00	1,851,035	671,588	158,408 87

SESSIONAL PAPER No. 10

into and Exports from Canada, &c.—Continued.

IMPORTS.					EXPORTS.					
Value.					Value.					
1899.	1900.	1901.	1902.	1903.	1899.	1900.	1901.	1902.	1903.	
\$	\$	\$	\$	\$	\$	\$	\$	\$	\$	
19,751	25,459	26,377	21,576	14,562						1
			55,154	70,523						2
6										3
1,335,096	1,574,834	1,292,895	1,374,054	1,239,998	14,601	420,776	197,581	302,245	382,935	4
148,194	151,510	89,847	204,995	187,835						5
3,377,094	3,359,856	3,099,154	3,386,593	3,754,413						6
1,025,090	994,295	951,395	975,587	1,218,346						7
48,088	88,049	51,195	67,632	60,546						8
34,195	30,946	16,961	31,074	27,289						9
71,614	84,592	111,109	72,254	75,928						10
414,688	493,789	410,847	419,655	553,057						11
468,916	465,648	469,860	560,122	658,415						12

3-4 EDWARD VII., A. 1904

No. 11.—ITEMIZED STATEMENT showing the Values of Imports

ARTICLES.		ENTERED FOR HOME CONSUMPTION.					
		1902.			1903.		
		Quantity.	Value.	Duty.	Quantity.	Value.	Duty.
		\$	\$	cts.	\$	\$	cts.
Wool and manufactures— <i>Con.</i>							
Carpets— <i>Con.</i>							
1	Other carpets. Yds.	163,446	98,965	24,065 25	370,165	257,841	63,687 28
2	Felt, pressed, of all kinds, not filled or covered by or with any woven fabrics. Lbs.	566,952	193,459	37,182 50	605,785	211,540	41,173 62
3	Shoddy. Yds.		10,353	1,608 79	202,908	18,559	2,511 40
Total wool and manufactures of			12,607,355	2,814,628 02		15,079,275	3,460,300 15
4	Yeast cakes. Lbs.	8,824	1,403	529 44	2,184	260	131 04
5	Yeast, compressed, in packages weighing less than 50 pounds. "	915	166	54 90	336	61	20 16
6	Yeast, compressed, in bulk or mass of not less than 50 pounds. "	277,266	68,799	8,317 98	225,433	53,069	6,762 99
Total yeast. "		287,005	70,368	8,902 32	227,953	53,390	6,914 19
<i>Miscellaneous Articles.</i>							
7	Anatomical preparations and skeletons or parts thereof.		6,473			862	
8	Apparel, wearing, and other personal and household effects, not merchandise, of British subjects dying abroad, but domiciled in Canada; books, pictures, family plate or furniture, personal effects and heirlooms left by bequest.		6,972			8,194	
9	Articles ex-warehoused for Excise purposes to be manuf., in bond, N.E.S.		2,440			12,048	
10	Articles for the use of the Governor General.		10,859			7,538	
11	Articles for the personal or official use of Consuls General who are natives or citizens of the country they represent, and not engaged in any other business or profession.		6,730			5,969	
12	Articles imported by, and for the use of the Dominion Government, or any of the departments thereof, or by and for the Senate and House of Commons, &c.		2,608,600			1,411,727	
Articles for the use of the army and navy, viz.:							
13	Arms, military or naval clothing, musical instruments for bands, military stores and munitions of war; also articles consigned direct to officers and men on board vessels of His Majesty's navy, for their own personal use.		525,591			91,570	

3-4 EDWARD VII., A. 1904

No. 11.—ITEMIZED STATEMENT showing the Values of Imports

ARTICLES.	ENTERED FOR HOME CONSUMPTION.					
	1902.			1903.		
	Quantity.	Value.	Duty.	Quantity.	Value.	Duty.
<i>Miscellaneous Articles—Con.</i>		§	§ cts.		§	§ cts.
1 Articles for A. A. Telegraph Co.					507	
2 Articles ex-warehoused for ships' stores		365,526			458,387	
3 Bird skins and skins of animals not native to Canada for taxidermic purposes not further manufactured than prepared for preservation		73			5	
4 Blast furnace slag		1,606			3,182	
5 Botanical specimens		225			194	
6 Cabinets of coins, collections of medals, and other antiquities		17,762			41,497	
7 Casts as models for the use of schools of designs.		72				
8 Circus menagerie						
9 Clothing and books, donations of, for charitable purposes		17,164			14,277	
10 Damaged goods, under sections 49 to 53 of Revised Statutes, chap. 32		13,506	2,513 82		36,647	4,269 68
11 Entomological specimens		111			223	
12 Fossils		132			61	
13 Goods, the growth, produce or manuf. of Canada, N.E.S., exported and returned		255,976			257,245	
14 Hemp paper, made on four-cylinder machines and calendered to between .006 and .008 inch thickness, for the manufacture of shot shells and primers for shot shells and cartridges; and felt board sized and hydraulic pressed and covered with paper or uncovered, for the manufacture of gun wads when such articles are imported by the manufacturers of shot shells, cartridges and gun wads, to be used for the purposes only in their own factories		4,388			229	
15 Photographs not exceeding three sent by friends and not for purpose of sale		95			253	
16 Models of inventions and of other improvements in the art, but no article or articles shall be deemed a model which can be fitted or used		4,014			13,825	
17 Pictorial illustrations of insects, &c., when imported for the use of colleges and schools, scientific and literary societies		95				
18 Settlers' effects		4,580,481			6,442,724	
19 Specimens, models and wall diagrams for illustration of natural history for universities and public museums		1,214			639	

SESSIONAL PAPER No. 10

into and Exports from Canada, &c.—Continued.

IMPORTS.					EXPORTS.					
Value.					Value.					
1899.	1900.	1901.	1902.	1903.	1899.	1900.	1901.	1902.	1903.	
\$	\$	\$	\$	\$	\$	\$	\$	\$	\$	
		63		507						1
										2
141	947	152	73	5						3
7,553	3,933	3,107	1,606	3,182						4
389	59	3,525	225	194						5
28,564	17,223	18,270	17,762	41,497						6
426	443	300	72							7
		64,700								8
16,855	20,403	16,856	17,164	14,277						9
24,875	147,097	8,971	13,132	36,192						10
64	20	175	111	223						11
27	240	252	132	61						12
11,078	195,457	168,354	255,976	257,245						13
12,384	6,057	215	4,388	229						14
820	5,050	109	95	253						15
4,591	8,320	3,442	4,014	13,825						16
89	1,031	15	95							17
2,805,956	3,065,410	3,740,630	4,580,481	6,442,724	1,051,944	1,165,893	1,212,728	1,592,845	1,392,037	18
427	609	1,565	1,214	639						19

3-4 EDWARD VII., A. 1904

No. 11.—ITEMIZED STATEMENT showing the Values of Imports

ARTICLES.	ENTERED FOR HOME CONSUMPTION.					
	1902.			1903.		
	Quantity.	Value.	Duty.	Quantity.	Value.	Duty.
<i>Miscellaneous Articles—Con.</i>		\$	\$ cts.		\$	\$ cts.
1 Typewriter tablets with movable figures, and musical instruments imported by and for use of schools for the blind.....		225				
2 Other miscellaneous articles.....		31,185			28,015	
3 Additional duties, post entries, &c.....			72,994 33			87,773 38
Total miscellaneous.....		8,461,515	75,508 15		8,835,818	92,043 06
4 Estimated amount short returned at Inland ports, and exported to the United States.....						
Total merchandise only.....		196,480,190	32,425,532 31		224,813,719	37,110,354 59
5 Coin and Bullion.....		6,311,405			8,976,797	
Grand totals.....		202,791,595	32,425,532 31		233,790,516	37,110,354 59

* After 1900 no estimate is made of the amount short reported in exports to United States.

SESSIONAL PAPER No. 10

into and Exports from Canada, &c.—*Concluded.*

IMPORTS.					EXPORTS.				
Value.					Value.				
1899.	1900.	1901.	1902.	1903.	1899.	1900.	1901.	1902.	1903.
\$	\$	\$	\$	\$	\$	\$	\$	\$	\$
491	35	184	225						
23,592	31,937	33,875	66,816	171,870	184,142	229,623	49,029	15,319	384,544
.....
4,372,771	4,900,874	6,366,257	8,125,233	8,502,766	1,236,086	1,393,516	1,261,757	1,608,164	1,776,581
.....
.....	4,559,530	5,461,511	*	*	*
158,059,174	181,325,075	186,878,231	205,958,753	232,238,164	154,880,880	183,237,555	194,509,143	209,970,864	225,229,761
4,705,134	8,297,438	3,537,294	6,311,405	8,976,797	4,016,025	8,657,168	1,978,489	1,669,422	619,963
162,764,308	189,622,513	190,415,525	212,270,158	241,214,961	158,896,905	191,894,723	196,487,632	211,640,286	225,849,724

1

3

4

5

3-4 EDWARD VII., A. 1904

No. 12.—ITEMIZED STATEMENT showing the Quantities and Values of Merchandise Exported (Home produce only) from the Dominion of Canada during the Fiscal Years ended June 30, 1899 to 1903.

ARTICLES.	1899.		1900.		1901.		1902.		1903.	
	Quantity.	Value. \$	Quantity.	Value. \$	Quantity.	Value. \$	Quantity.	Value. \$	Quantity.	Value. \$
Agricultural products, N. E. S.										
Ale and beer.....	8,856	89,677	7,886	93,271	6,712	101,360	4,519	70,206	4,657	704,815
Animals living:—										
Cattle, one year old or less.....	24,396	251,349	30,784	390,806	21,520	287,439	10,328	125,299	4,971	59,801
" over one year old.....	187,451	8,271,486	174,740	8,689,970	147,759	8,777,123	171,145	10,538,520	171,809	11,282,831
Horses, one year old or less.....	3,448	65,829	32	4,350	40	4,017	46	3,174	28	3,720
" over one year old.....	8,936	832,284	10,021	1,162,631	7,569	906,256	12,641	1,453,999	3,850	592,201
Hogs.....	814	5,064	1,634	14,553	944	8,301	5,778	84,019	28,986	319,762
Sheep, one year old or less.....	323,733	1,118,084	342,704	1,182,970	314,655	1,096,717	257,492	899,878	290,691	989,638
" over one year old.....	81,589	422,773	117,240	711,012	89,026	528,985	90,951	583,648	110,752	666,043
Poultry and other N. E. S.....		73,507		45,273		85,691		50,576		58,600
Totals, animals living.....		11,040,336		12,201,595		11,663,929		13,739,113		13,972,596
Animals, products of, N. E. S.....		62,333		67,405		140,269		250,894		143,747
Ashes, pot and pearl.....	1,852	52,938	2,155	63,311	1,533	48,579	1,781	45,476	1,516	45,846
" all other.....		57,789		74,944		71,776		88,322		71,480
Totals, ashes.....		110,727		138,255		120,355		133,798		117,326
Balsam.....		3,820		8,761		391		1,578		7,117
Bones.....	74,398	46,928	68,206	46,257	53,351	38,868	53,377	29,541	49,211	32,228
Books:—										
Books, pamphlets, maps, &c.....		92,426		138,110		122,300		130,416		149,906
Photographs.....		3,110		3,108		4,423		3,742		3,623
Totals, books.....		95,536		141,216		126,723		134,158		153,529
Breadstuffs, &c.:—										
Biscuits and bread.....	3,889	23,652	3,638	21,477	6,444	28,500	3,356	29,243	3,922	33,499
Rice.....										161
Rice meal.....	3,529,160	35,912	2,114,240	22,230	1,620,580	19,201	2,278,220	20,546	1,843,940	18,917
Totals, breadstuffs, N. E. S.....		59,594		43,707		47,701		49,789		52,577

SESSIONAL PAPER No. 10

Grain:—	238,948	110,040	2,156,282	1,010,425	2,386,371	1,123,055	457,117	231,199	947,012	457,283
Barley.....	304,385	289,035	312,056	334,886	310,416	418,161	154,131	225,813	51,043	79,621
Beans.....	334,492	178,637	274,380	146,055	423,334	227,717	314,530	175,317	314,349	175,394
Buckwheat.....	140,392	48,812	2,142	1,183	1,000	703	203,633	118,563	70,325	36,325
Indian corn.....	10,312,992	3,268,388	6,929,214	2,143,179	8,155,063	2,490,521	5,030,123	2,052,559	7,593,177	2,583,151
Oats.....	2,779,168	1,832,105	2,894,717	1,989,777	3,664,389	2,482,249	1,805,430	1,582,764	1,144,754	1,052,743
Pease, whole.....	327,250	123,493	165,210	155,694	200,538	192,463	196,349	222,954	470,419	209,952
" split.....	132,250	327,486	474,372	279,286	687,039	424,877	399,280	240,290	32,985,745	24,566,703
Rye.....	10,305,470	7,784,487	16,844,650	11,995,488	9,739,758	6,871,939	26,117,530	18,688,992	32,985,745	24,566,703
Wheat.....	7,539	3,926	1,907	1,260	4,190	1,454	32,639	15,985	5,450	3,299
Grain, all other.....	24,883,662	13,785,370	30,055,330	18,057,233	25,578,118	14,233,639	34,710,182	23,553,736	43,582,277	29,224,421
Totals, grain.....										
Grain products:—										
Malt.....	4,907	3,323	9,199	10,939	4,087	3,563	6,125	5,706	9,032	7,415
Bran.....	227,340	107,120	192,567	145,206	349,355	242,245	383,596	297,148	351,641	241,970
Indian or cornmeal.....	1,649	3,907	1,113	2,496	651	1,638	1,451	4,369	1,552	4,983
Oatmeal.....	119,986	396,568	145,867	474,991	151,851	437,807	91,706	344,332	144,836	537,002
Wheat flour.....	792,536	3,105,288	768,162	2,791,885	1,118,700	4,015,256	1,086,648	3,968,850	1,287,766	4,639,143
All other.....	2,369	4,745	7,231	15,225	18,805	31,131	27,993	51,389	9,699	26,223
Totals, grain products.....	3,680,951	3,440,742	4,761,610	4,611,794	5,516,746
Breadstuffs.....	17,525,915	21,541,682	19,042,950	28,215,319	34,793,744
Bricks, clays and tiles:—										
Bricks.....	93	707	342	2,314	728	5,807	669	5,581	2,047	11,946
Clay, manufactures of.....	339	215	761	414	74
Totals, bricks.....	1,046	2,529	6,568	5,995	12,020
Buttons.....	27	83	245	60	127
Candles.....	257	36	32,605	1,885	240	26,887	2,631
Carrriages, wagons, carts, &c.:—										
Bicycles.....	6,119	241,753	5,287	176,743	10,485	347,222	9,784	312,835	4,206	128,566
" parts of.....	14,138	17,459	17,459	17,459	53,759	53,759	85,768	85,768	29,638	29,638
Carrriages.....	149	15,191	141	16,930	198	15,694	244	17,332	438	39,540
" parts of.....	3,693	6,733	6,733	14,456	27,003	18,934
Carts.....	164	6,694	182	6,974	169	5,748	306	9,022	322	11,357
Wagons.....	47	3,722	93	5,445	67	3,565	112	9,085	206	14,064
Other vehicles.....	136	22,209	148	6,700	223	17,653	213	19,694	9,541
Totals, carrriages, &c.....	307,450	236,984	458,097	480,739	251,640
Cement.....	2,789	2,274	3,554	1,359	2,489
Cider.....	180	17	380	115	10,035	2,534	2,602	395	5,748	810
Clothing and wearing apparel.....	39,700	171,084	641,996	97,913	112,284

34 EDWARD VII., A. 1904

No. 12.—Home Produce, Exports—Continued.

ARTICLES.	1899.		1900.		1901.		1902.		1903.	
	Quantity.	Value.	Quantity.	Value.	Quantity.	Value.	Quantity.	Value.	Quantity.	Value.
		£		£		£		£		£
Coal and coke, &c.:—										
Coal	1,140,840	3,562,794	1,641,031	4,599,602	1,888,538	5,307,060	1,817,534	4,867,088	1,979,951	5,452,434
Charcoal		6,840		2,837		8,010		7,347		18,949
Cinders		50		66		10		75		90
Coke	4,436	15,684	13,847	33,770	60,129	192,910	58,266	184,499	43,639	130,738
Totals, coal, coke, &c.		3,585,368		4,636,275		5,507,990		5,059,009		5,602,211
Coffee	1,980	181		106		219		348		489
Cordage, rope and twine		134,522		176,716		157,087		250,397		152,226
Cotton and manufactures of:—										
Cotton fabrics	5,355,313	309,594	4,454,259	334,405	4,613,921	378,095	4,641,726	358,948	5,338,084	531,185
" other		103,977		79,854		126,465		544,647		71,419
Cotton waste	2,137,144	39,262	3,153,273	57,180	3,145,001	70,625	2,709,722	59,368	2,771,410	61,579
Totals, cotton and mfrs of		452,833		471,439		575,125		958,963		664,183
Drugs, dyes, chemicals and medicines:—										
Acid, sulphuric		98		67		1,067		1,044		3,270
Drugs, chemicals and medicines	5,659	164,811	5,028	249,839	73,877	367,489	83,275	537,186	258,864	620,160
Dye stuffs		5,412		2,035		3,457		10,467		7,845
Extract of hemlock bark	6,522	77,607	5,356	64,405	4,795	57,321	6,059	72,240	4,815	58,359
Totals, drugs, dyes, &c.		247,928		316,366		429,334		621,137		689,634
Electrical apparatus										
Felt, manufactures of		2,974				11,670				7,460
Fertilizers, manures, &c.:—										
Fertilizers		51,224		149		37,706		61,831		116,239
Phosphates	861	9,290		2,285		120		1,880		20
Totals, fertilizers		60,514		53,695		37,826		63,711		116,239

3-4 EDWARD VII., A. 1904

No. 12.—Home Produce, Exports—Continued.

ARTICLES.	1899.		1900.		1901.		1902.		1903.	
	Quantity.	Value. %	Quantity.	Value. %	Quantity.	Value. %	Quantity.	Value. %	Quantity.	Value. %
<i>Fruits—Concluded.</i>										
Fruits, green:—										
Apples, green or ripe..... Brls.	1,075,068	2,621,352	956,458	2,578,233	678,651	1,482,927	516,215	1,566,808	1,000,528	2,758,724
Berries, all kinds.....		89,345		127,730		112,441		84,910		110,254
All other, N.E.S.....		162,473		59,412		38,286		26,311		16,096
Totals, fruits green.....		2,873,170		2,765,365		1,633,604		1,677,129		2,885,074
Fruits, canned or preserved.....		263,589		329,405		181,438		142,972		402,186
<i>Recapitulation.</i>										
Fruits.....		3,596,830		3,306,597		2,010,879		1,923,246		3,691,521
Furs and skins and manufactures of:—										
Furs, dressed.....		71,283		79,628		33,553		21,440		28,468
" undressed.....		1,484,904		1,727,338		1,612,278		1,775,438		2,370,630
Furs or skins the produce of fish or marine animals.....		296,075		537,242		582		538,530		350,853
Furs, all other, manufactures of.....		12,272		2,708		13,194		16,222		17,189
Totals, furs and skins and mfrs. of.....		1,863,634		2,346,916		1,659,547		2,351,630		2,766,540
Glass and manufactures of:—										
Glass and glassware, N.E.S.....		11,788		11,016		13,574		11,587		8,573
Lamps and lanterns.....		2,725		1,736		2,609		3,185		1,235
Totals, glass and mfrs. of.....		14,513		12,772		16,183		14,772		9,808
Glue stock.....		6,456		9,429		17,442		17,699		10,698
Grass and manufactures of (straw)..... Tons.	1,220	2,727	2,401	7,650	11,293	39,150	3,207	11,869	3,464	14,411
Grease and scraps..... Lbs.	317,277	9,984	134,215	4,790	531,062	20,197	186,141	10,919	1,210,246	91,909

SESSIONAL PAPER No. 10

Gunpowder, &c. :—	332,843	115,065	464,145	155,764	978,418	240,535	729,869	248,434	345,053	180,219
Cartridges, gun, rifle and pistol.....										232,715
Explosives and fulminates.....										412,934
Totals, gunpowder, &c.....										
Gutta-percha, India rubber, &c. :—										
India rubber, mfrs of.....		133,332	170,448	170,448	151,656	322,572	1,729,051			142,891
India rubber, scrap and other.....		133,332	170,448	170,448	151,656	322,572				119,816
Totals, gutta percha, &c.....										262,707
Hair.....		42,607	53,207	53,207	58,856	60,401				85,486
Hats and caps.....		2,461	1,731	1,731	10,603	4,280				4,821
Hay.....	62,428	411,631	173,116	1,414,109	252,977	2,097,882	434,585	4,413,411	450,653	3,595,665
Hides and skins, other than fur, including horns and tails.....		1,234,964	1,321,182	1,321,182	2,188,976	1,606,334				1,807,357
Honey.....	311,093	31,567	17,261	21,276	2,230	1,544			22,381	2,005
Hops.....	73,818	23,108	71,780	181,373	37,970	17,820	76,994	17,820	69,455	11,329
Ice.....		17,486	16,453	16,453	32,667	37,193				23,304
Junk and caskum.....	15,045	35,119	26,154	32,141	70,598	26,830	13,453	26,830	15,587	39,507
Leather and manufactures of :—										
Sole.....	7,498,304	1,536,136	6,587,967	1,535,440	7,714,283	1,966,963	8,371,564	1,617,332	8,774,166	1,809,446
Upper.....							955,918	293,936	844,899	221,829
Leather, N.E.S.....										137,717
Boots and shoes.....		78,836	83,425	83,425	209,142	179,522				144,704
Harness and saddlery.....		34,073	207,864	207,864	136,197	139,128				12,981
All other leather mfd.....		32,238	41,901	41,901	110,773	92,045				38,938
Totals, leather and mfrs. of.....										2,365,638
Lime.....		64,112	77,325	77,325	83,439	111,910				127,792
Manufactured articles, N.E.S.....		402,380	1,035,459	1,035,459	1,086,962	1,526,564				573,570
Metals and minerals and manufactures of :—										
Copper, all kinds, including copper ore... Lbs.	8,470,628	922,979	13,827,495	1,387,388	26,345,776	2,659,261	30,390,616	2,996,362	29,631,888	2,907,705
(Gold and silver and manufactures of :—										
Gold-bearing quartz, dust, nuggets, &c.....		3,272,702	14,148,543	14,148,543	24,445,156	19,608,015				16,437,528
Silver, metallic contained in ore..... Oz.	4,417,422	2,630,281	2,283,145	1,354,033	4,022,019	2,420,750	3,684,727	2,055,428	3,242,680	1,802,690
Totals, gold and silver and mfrs. of.....										18,240,218
Iron and steel and manufactures of :—										
Agricultural implements.....		1,863,468	1,692,155	1,692,155	1,742,946	1,814,730				2,284,904
Castings N.E.S.....		109,637	169,153	169,153	101,064	109,558				181,216
Hardware, N.E.S.....		123,440	278,054	278,054	109,860	79,248				67,292
Iron in pig.....	2,188	50,767	6,261	137,651	117,456	113,388	1,118,437		20,022	261,377

3-4 EDWARD VII., A. 1904

No. 12.—Home Produce, Exports—Continued.

ARTICLES.

	1899.		1900.		1901.		1902.		1903.	
	Quantity.	Value.	Quantity.	Value.	Quantity.	Value.	Quantity.	Value.	Quantity.	Value.
Metal and minerals and manufactures of.— <i>Con.</i>										
Iron and steel and manufactures of:— <i>Con.</i>										
Iron scrap, including steel..... Cwt.	36,456	39,738	270,782	273,840	159,193	138,794	143,096	143,848	110,726	74,581
Iron, chronic iron..... Tons.	1,325	16,447	4,196	16,345	1,336	16,609	1,327	16,944	725	3,683
Iron ore..... " "	1,849	4,968	4,327	7,689	58,401	159,657	525,983	1,303,901	297,510	733,230
Machinery, N. E. S..... No.	883	292,997	704	433,088	459,750	962	379,887	403,780
Sewing machines..... " "	68,809	116,782	728	16,512	20,642	1,277	26,329
Steel and manufactures of..... No.	290	4,175	247	3,392	763	481,868	634	601,454	811	2,140,886
Stoves..... " "	7,657	7,707	8,913
Type-writers..... " "	3,024	98,966
Totals, iron and steel and mfrs. of.....	2,591,294	3,141,352	3,343,173	5,596,356	6,285,757
Lead and manufactures of:—										
Lead ore..... Lbs.	34,047,494	895,349	29,165,301	688,691	65,602,338	2,517,084	30,613,904	889,318	16,277,956	384,077
Tin and manufactures of..... " "	3,159	3,472	14,481	26,524	71,199
Miscellaneous metals and minerals and manufactures of:—										
Antimony ore..... Tons.	7	200	219	5,074	123	17,990
Arsenic..... Lbs.	26,715	864,573	33,072	1,131,202	942,671	26,736
Asbestos..... Tons.	14,520	453,176	18,164	490,969	208	3,820	700	30,661	955,405
Barytes..... Cwt.	29,905	34,969	34,097	39,066	44,403
Jewellers' sweepings..... Tons.	27	882	63	2,521	36	1,945	551	6,112	151	2,421
Manganese ore..... Cwt.	8,727	34,532	8,380	68,610	17,745	136,357	28,254	361,428	406,553
Metals other than iron and steel..... Lbs.	1,186,185	148,239	1,078,752	136,332	894,540	146,848	996,936	242,290	1,393,720	327,879
Mica, crude or cut..... " "	601	20	2,740	229
Mica, ground..... " "	29,769	33,602	113,301	174,908	302,791
Miner's produce of, N. E. S..... Lbs.	14,428,063	994,537	13,493,239	1,040,498	9,637,558	958,365	3,883,264	834,513	9,092,554	878,159
Nickel, ore, matte or speiss..... Tons.	2,207	42,229	4,828	134,351	4,346	213,079	3,210	123,253	4,568	160,045
Ores, N. E. S..... Oz.	7	120	39	631	283	316
Platinum..... Cwt.	14,594	12,749	38,387	30,054	27,459	40,099	17,254	25,789	11,678	17,504
Plumbago, crude ore..... " "	2,155	4,616	7,754	1,561	8,768
" manufactures of..... Tons.	12,905	27,377	14,889	32,499	22,146	54,357	26,545	57,623	18,472	60,458

No. 12.—Home Produce, Exports—Continued.

ARTICLES.	1899.			1900.			1901.			1902.			1903.		
	Quantity.	Value.	%	Quantity.	Value.	%	Quantity.	Value.	%	Quantity.	Value.	%	Quantity.	Value.	%
Paper and manufactures of:—															
Wall paper.....															
Paper, N.E.S.....	295,979	24,134	273,516	159,501	41,305	246,075	24,780	42,878	848,622						
Pellets, sheep.....	135,884	33,521	257,882	109,277	38,230	119,046	36,850	74,523							
Plants and trees.....	6,608	7,478			6,524		6,353	6,930							
Provisions:—															
Butter.....	20,139,195	3,700,873	25,259,737	16,335,598	3,295,663	27,855,978	5,660,541	6,954,618							
Cheese.....	189,827,839	16,779,765	185,984,430	195,426,367	20,696,951	200,946,401	19,683,291	24,712,943							
Eggs.....	9,632,512	1,297,063	10,187,906	11,363,007	1,691,640	11,635,108	1,733,242	7,404,100							
Lard.....	1,656,004	67,869	196,970	846,638	58,602	319,076	22,186	1,436,130							
Meats, viz.:—															
Bacon.....	111,868,938	9,953,582	132,175,688	103,020,661	11,493,868	105,841,366	12,162,953	15,455,174							
Beef.....	363,810	24,651	2,847,180	220,389	9,710,458	4,327,413	411,095	206,563							
Hams.....	4,783,989	462,890	2,856,186	2,528,844	284,378	2,138,683	240,840	491,160							
Mutton.....	139,882	10,663	42,750	3,035	76,875	5,712	6,135	122,935							
Pork.....	2,154,846	56,733	1,109,550	45,009	51,374	622,915	54,070	1,299,332							
Poultry and game.....	140,142	211,181		742,122	143,080	239,986		163,332							
Meats, canned.....	1,110,165	97,487	2,879,897	309,148	3,726,997	8,644,916	881,578	619,200							
" all other, N.E.S.....	894,144	42,009	1,424,729	3,643,504	331,232	1,394,370	120,028	90,676							
Tongues.....	3,416	253	100	13	896,328	19,254	1,786	6,494							
Totals, provisions.....		32,600,986			40,063,218			39,375,158						50,463,125	
Rags.....	1,593,069	31,059	2,504,918	3,487,150	47,246	5,087,175	85,968	86,051							
Sails.....		135			105		25	80							
Salt.....	5,209	1,518	15,151	56,461	11,238	21,778	4,965	2,724							
Seeds and bulbous roots:—															
Clover.....	157,696	691,014	48,313	76,514	544,056	192,825	1,201,678	839,459							
Grass.....	39,132	31,116	54,365	58,050	46,507	107,765	88,193	65,324							
Flax.....	8,811	8,809	301	953	342	868	963	73,464							
Other seeds.....		10,078		5,042	13,028		18,488	4,249							
Totals, seeds, &c.....		741,017			322,652			605,084						919,172	

SESSIONAL PAPER No. 10

Ships.....	{ 14 } 7,419	{ 26 } 13,161	{ 198,468 } 15,459	{ 4,390 } 944,765	{ 11 } 4,285	{ 8 } 3,040	50,307
Soap.....	575,746	506,700	15,459	944,765	618,810	384,690	13,700
Spirits and wines :—							
Spirits :							
Brandy.....	20	8	15	5	24
Gin.....	5
Whiskey.....	121,547	144,798	396,671	143,389	132,274	158,989	189
All other spirits, N.E.S.....	248	880	1,429	13,580	33,613	55,267	493,458
Totals, spirits.....	121,815	145,686	398,119	156,939	165,907	214,375	40,009
Wines.....	373	1,008	1,765	2,598	4,157	4,338	3,365
<i>Recapitulation.</i>							
Spirits and wines.....	122,188	146,694	399,884	159,537	170,064	216,986	537,021
Starch.....	58,052	169,738	6,243	571,655	43,899	1,265	153
Stone and manufactures of :—							
Felspar.....	2,506	624	382	1,156	14,623	23,163
Building, freestone, limestone, &c., un-
wrought.....	112,980	236,641	115,910	198,571	251,238	231,818	108,754
Building, freestone, limestone, &c., wrought.....	9,145	14,398	20,408	25,506	1,015
Gravel and sand.....	179,134	251,260	102,151	197,065	169,734	119,421	138,577
Grindstones.....	24,641	42,240	29,138	24,931
Gypsum or plaster, crude.....	163,719	233,395	236,065	172,010	268,480	273,335	307,398
Ornamental granite, marble, &c., un-
wrought.....	7,733	3,097	1,803	1,799	4,967	2,607	3,462
Ornamental granite, marble, &c., wrought.....	904	1,390	3,339	1,736
Plaster of Paris or gypsum, ground.....	2,622	25,472	7,947
Totals, stone and mfrs. of.....	362,215	493,865	100,108	601,314	600,314	601,983	601,983
Sugar, syrup and molasses :—							
Maple sugar.....	1,137,639	782,641	84,726	899,819	71,879	91,024	190,603
Maple syrup.....	338	273	253	2,615	2,411	1,289	1,597
Sugar, all kinds, N.E.S.....	1,292,851	33,526	1,744	809,052	41,252	7,947	7,776
Sugar-house syrup.....	50,922	10,047	9,378	73,107	19,693	16,749	12,937
Molasses.....	14,128	3,407	2,953	729	90
Totals, sugar, syrup, &c.....	122,797	100,108	135,355	111,009	111,009	213,003	213,003

* Lbs. not bushels.

3-4 EDWARD VII., A. 1904

No. 12.—Home Produce, Exports—Continued.

ARTICLES.	1899.		1900.		1901.		1902.		1903.	
	Quantity.	Value.	Quantity.	Value.	Quantity.	Value.	Quantity.	Value.	Quantity.	Value.
Tallow.....	1,696,093	62,876	1,488,643	70,665	1,732,564	88,124	223,878	11,164	335,831	20,632
Tar.....		23,310		16,973		22,547		16,029		37,630
Tobacco and manufactures of:										
Cigars and cigarettes.....	12,696	10,403	24,491	16,001	25,517	13,871	12,177	8,617		3,086
All others, N. E. S.....	158,339	43,660	173,947	50,197	333,876	88,023	143,625	42,260	138,634	49,012
Leaf, raw.....	4,229	639	34,658	3,661	39,352	16,714	6,985	1,247	37,599	4,947
Snuff.....										2
Stems and cuttings.....	361,022	18,353	221,069	30,451	332,130	13,136	279,366	9,665	323,282	12,449
Totals, tobacco and mfrs. of.....	536,286	73,115	454,165	100,910	730,875	131,782	442,153	61,789		69,496
Vegetables:—										
Potatoes.....	651,235	315,477	680,520	330,231	887,469	364,387	1,330,452	688,281	660,967	386,748
Turnips.....	1,050,574	102,457	1,055,317	116,441	916,290	96,462	1,145,278	113,707	1,085,895	107,954
Vegetables, canned or preserved.....		19,671		17,999		43,528		111,534		38,206
All other.....		28,736		39,319		53,816		82,388		30,753
Totals, vegetables.....		466,341		503,993		558,223		995,910		558,661
Vinegar.....	26,000	3,912			4,963	429	2,410	491	493	115
Wood and mfrs. of—										
Wood, unmanufactured—										
Bark for tanning.....	13,879	48,890	16,124	61,809	17,037	62,024	34,897	100,361	16,769	74,816
Firewood.....	70,741	123,711	67,203	117,751	44,251	90,905	43,873	91,507	48,878	115,769
Knees and futtocks.....	23,808	17,559	28,698	19,991	16,593	11,556	21,867	18,540	22,514	13,504
Ivory nuts, vegetable.....						89		16		
Lathwood.....			2,866	7,858			1,817	5,546		4,077

3-4 EDWARD VII., A. 1904

No 12.—Home Produce, Exports—*Concluded.*

ARTICLES.	1899.		1900.		1901.		1902.		1903.	
	Quantity.	Value.	Quantity.	Value.	Quantity.	Value.	Quantity.	Value.	Quantity.	Value.
Wood and mfrs. of— <i>Concluded.</i>										
Wood, manufactured— <i>Concluded.</i>										
Mouldings, trimmings, etc.		21,466		15,439		11,851		13,288		21,527
Pails, tubs, churns and other hollow woodenware		38,364		36,844		12,120		6,363		6,755
Spoolwood and spools.		169,383		63,904		91,639		108,431		122,175
Wood pulp.		1,274,276		1,816,016		1,937,297		2,046,398		3,150,943
All other wood, mfd.		326,127		404,290		376,118		375,857		365,417
Totals, wood, mfd.		2,819,708		3,127,242		2,962,688		3,189,813		4,173,952
<i>Recapitulation.</i>										
Wood and manufactures of—		30,730,510		32,652,655		32,852,190		35,175,474		40,712,641
Woolens		27,605		47,761		57,049		59,930		55,892
Wool	90,038	14,320	2,181,047	418,119	1,043,673	186,540	1,972,772	302,049	2,527,150	382,879
Totals, wool and mfrs of.		42,025		465,880		243,589		361,979		438,771
Miscellaneous articles—										
Saddlers' effects.		992,813		1,095,536		1,166,533		1,538,186		1,326,775
Other.		63,046		185,297		24,206		11,682		63,910
Totals, miscellaneous articles.		1,055,859		1,280,833		1,190,739		1,549,868		1,390,685
Total home produce exported		32,801,262		36,510,790		37,431,386		42,263,527		47,467,102
Estimated amount short returned at inland ports and exported to the United States.		4,559,530		5,464,511		*		*		*
Coin and bullion the produce of Canada.		1,101,245		1,670,068						
(Grand totals, exports, the produce of Canada.		38,462,037		43,644,369		42,042,369		46,019,763		51,267,887

SESSIONAL PAPER No. 10

Goods not the produce of Canada.....	17,520,088	14,265,254	17,077,757	13,951,101	10,828,087
Corn and bullion not the produce of Canada.....	2,914,780	6,987,100	1,978,489	1,669,422	619,963
Grand totals, exports.....	158,896,905	191,804,723	196,487,632	211,640,286	225,849,724

* After 1900 no estimate is made of the amount short reported in exports to United States.

3-4 EDWARD VII., A. 1904

No. 13.—STATEMENT of the Quantities and Values of the Principal Articles of Mer-
(From

PRINCIPAL ARTICLES.	QUANTITIES AND VALUES.						
	1889.	1890.	1891.	1892.	1893.	1894.	
Ale, beer and porter.	{ Galls. \$	322,735 187,997	376,656 215,531	434,448 241,530	494,065 255,362	339,084 182,522	308,071 159,205
Animals, living :—							
Cattle	{ No. \$	1,064 71,490	3,201 99,070	1,022 49,893	2,320 59,599	1,851 48,352	447 16,048
Horses	{ No. \$	5,070 636,594	2,688 510,435	3,628 548,376	2,899 603,970	2,357 411,550	2,275 435,785
Sheep.	{ No. \$	45,033 111,468	49,754 131,037	45,067 123,784	55,130 179,396	41,258 158,781	47,409 116,574
All other.	\$	308,847	421,321	305,350	236,121	66,380	35,395
Totals	\$	1,128,399	1,161,863	1,027,403	1,079,086	685,063	603,802
Asphaltum or asphalt.	{ Cwt. \$	15,812 23,396	62,148 68,454	58,437 50,728	244,706 152,136	68,342 36,308	181,112 111,441
Baking powder	{ Lbs. \$	320,434 90,813	328,940 94,701	384,761 110,550	356,480 103,901	358,021 103,768	341,081 98,051
Books, pamphlets, &c. :—							
Books, printed, periodicals and pamphlets, N.E.S. . . .	Lbs. \$	736,024	779,154	692,932	692,995	689,529	621,445
Bibles, prayer books, psalm and hymn books, &c.	\$	165,627	175,100	181,892	169,630	160,004	144,081
Books, not printed in Canada, for use of colleges, &c., free libraries, college libraries, &c., and law societies, and being the property of the organized authorities of such library and not in any case the property of individuals; also books in print more than 12 years.	\$		11,986	49,160	20,144	24,276	45,803
Newspapers, and quarterly, monthly and semi-monthly magazines and weekly liter- ary papers, unbound.	\$	78,799	72,202	56,517	60,241	59,495	74,119
Pamphlets, advertising pic- tures, pictorial show cards, illustrated advertising peri- odicals, price lists and ad- vertising calendars, &c. . . .	Lbs. \$	366,618 157,603	383,417 138,696	367,957 125,355	423,899 144,022	387,281 117,958	396,193 117,643
All other.	\$	204,398	224,264	229,838	247,623	254,916	229,998
Totals.	\$	1,342,451	1,401,402	1,335,694	1,334,655	1,306,178	1,233,089
Breadstuffs, &c., viz. :—							
Rice.	{ Lbs. \$	3,596,797 73,662	2,574,929 50,503	3,646,217 79,446	3,035,916 68,834	3,592,303 72,986	6,238,388 106,882
" uncleaned, unhulled or paddy	{ Lbs. \$	9,951,897 193,051	21,238,137 199,984	14,183,762 174,517	19,533,680 237,408	22,089,124 275,946	13,996,983* 136,761
All other	\$	115,896	126,322	157,885	117,101	123,365	124,034
Totals.	\$	382,609	376,809	411,848	423,343	472,297	367,677

SESSIONAL PAPER No. 10

Merchandise Imported into Canada during the Fiscal Years ended June 30, 1889 to 1903.
(Canadian Returns.)

QUANTITIES AND VALUES.

1889.	1890.	1891.	1892.	1893.	1894.	1895.	1896.	1897.	1898.	1899.	1900.	1901.	1902.	1903.
243,346	269,184	314,209	360,374	340,387	399,257	388,617	408,733	507,184						
123,289	123,660	134,897	166,436	168,291	223,571	207,998	206,481	249,702						
2,476	515	4,300	1,480	2,264	3,654	9,112	11,395	38,641						
40,151	11,789	58,926	60,635	111,158	171,652	317,889	293,747	657,996						
2,232	3,694	5,423	14,642	15,997	13,072	10,189	20,909	32,404						
363,551	562,109	404,465	706,361	700,990	747,125	672,206	1,234,694	2,059,487						
42,921	47,736	47,615	45,423	39,599	46,884	84,011	140,354	80,282						
65,253	80,437	87,284	94,670	96,213	133,202	185,975	386,333	217,342						
43,789	141,113	78,902	101,028	116,261	108,172	76,271	71,567	105,255						
512,749	795,448	629,577	962,694	1,024,622	1,160,151	1,252,541	1,986,341	3,040,080						
61,487	84,694	7,493	132,405	180,685	62,282	56,986	75,522	66,937						
41,817	33,875	9,012	55,164	95,800	68,748	67,587	102,317	96,046						
306,973	315,680	286,438	377,303	348,709	392,703	377,762	306,903	364,161						
86,941	84,606	78,346	103,622	96,202	103,208	110,246	89,188	108,362						
1,488,940	1,615,599	1,629,348						
488,385	513,734	536,324	532,107	681,493	654,621	728,098	700,047	768,907						
130,797	126,932	133,764	231,754	143,882	143,786	163,267	167,834	202,517						
95,997	107,859	113,933	149,669	165,343	227,504	203,644	189,867	226,761						
77,278	105,527	122,638	137,470	130,878	135,861	151,571	145,809	159,471						
433,147	416,114	392,587	292,771	301,223	271,088	283,922	318,167	396,589						
114,005	104,719	101,633	71,593	67,828	66,712	66,855	76,519	88,185						
195,063	196,853	189,867	242,828	256,948	339,444	350,166	388,083	511,207						
1,101,525	1,155,624	1,200,159	1,365,421	1,446,372	1,567,928	1,663,601	1,668,159	1,957,048						
5,605,779	7,352,966	8,057,289	12,798,684	10,591,950	11,001,739	15,089,371	14,303,576	17,586,417						
93,300	126,044	146,014	268,751	232,642	226,896	317,020	298,295	371,887						
14,572,729	13,301,218	2,812,971	8,615,978	17,287,812	15,372,009	14,958,891	11,199,134	20,451,226						
128,692	108,477	34,552	90,620	183,115	187,947	178,547	146,728	276,874						
140,176	148,826	141,953	185,798	232,266	297,061	319,894	461,146	563,687						
362,168	383,347	322,519	545,169	648,023	711,904	815,461	906,169	1,212,448						

3-4 EDWARD VII., A. 1904

No. 13.—STATEMENT of the Quantities and Values of the Principal

PRINCIPAL ARTICLES.	QUANTITIES AND VALUES.					
	1889.	1890.	1891.	1892.	1893.	1894.
Breadstuffs— <i>Con.</i>						
Grain, viz. :—						
Indian corn.	{ Bush. 7,349,729	9,950,815	6,253,565	3,700,308	5,100,901	11,782,716
	{ \$ 3,178,969	4,194,320	3,308,786	2,188,833	2,619,607	5,547,179
Oats.	{ Bush. 429,748	960,252	134,401	201,973	30,990	817,718
	{ \$ 125,320	250,162	48,148	70,624	13,602	245,699
Wheat.	{ Bush. 1,724,985	2,844,955	2,571,493	5,049,561	4,156,252	4,761,724
	{ \$ 1,677,178	2,582,709	2,643,879	5,202,469	3,423,777	3,252,117
All other.	\$ 91,071	104,097	107,397	2,072,989	295,225	210,643
Totals, grain.	\$ 5,372,538	7,131,288	6,108,210	9,534,915	6,351,611	9,255,638
Grain products, viz. :—						
Bran, mill feed, &c.	\$ 41,114	124,401	97,427	44,871	29,615	76,063
In bran or corn meal.	{ Brls. 154,352	189,198	123,760	74,552	65,347	69,424
	{ \$ 369,513	381,506	324,642	204,738	158,452	149,240
Wheat flour.	{ Brls. 279,371	185,458	65,884	54,911	53,039	88,115
	{ \$ 1,093,718	672,715	269,508	239,992	180,845	250,661
All other.	\$ 60,035	63,774	58,665	54,016	67,183	66,080
Totals, grain products.	\$ 1,564,380	1,242,396	750,242	543,617	436,095	542,044
Totals, breadstuffs.	\$ 7,319,527	8,750,493	7,270,300	10,501,875	7,260,093	10,165,359
Bricks, clays and tiles :—						
Fire bricks.	\$ 98,465	96,537	116,390	115,992	125,990	84,842
All other.	\$ 167,168	156,505	163,523	156,558	136,693	124,652
Totals.	\$ 265,633	253,042	279,913	272,550	262,593	209,494
Bristles.						
	{ Lbs. 70,383	75,538	79,415	98,545	84,350	66,588
	{ \$ 62,297	70,876	64,386	71,895	66,428	55,406
Broom corn.	\$ 94,560	97,527	109,042	115,479	144,987	121,297
Brooms and brushes.	\$ 92,969	100,595	112,151	109,069	110,724	106,052
Carriages, viz. :—						
Buggies, farm wagons, carts and pleasure carts or rigs, &c.	{ No. 598	517	714	477	472	469
	{ \$ 38,356	28,600	42,274	28,060	25,380	20,408
Railway passenger cars.	{ No. 48	76	45	113	113	15
	{ \$ 220,059	106,648	153,193	190,729	64,437	9,202
Bicycles, tricycles, &c.	{ No. 426	1,119	1,565	7,775
	{ \$ 16,501	45,523	62,955	193,566	216,440	345,483
All other.	\$ 125,802	131,715	80,972	92,874	121,359	140,795
To als.	\$ 400,718	311,886	339,394	505,229	427,616	515,888
Cement, viz. :—						
Portland.	{ Brls. 1 6,974	2 0,174	183,668	185,459	225,534	228,336
	{ \$ 186,672	324,476	306,582	277,047	310,078	286,341
All other.	\$ 19,119	13,593	9,119	6,206	10,969	3,630
Totals.	\$ 205,791	338,069	315,791	283,253	321,047	289,971

SESSIONAL PAPER No. 10

Articles of Merchandise Imported into Canada, &c.—Continued.

QUANTITIES AND VALUES.

1895.	1896.	1897.	1898.	1899.	1900.	1901.	1902.	1903.
2,937,400 1,493,060	6,050,860 2,472,963	9,190,310 3,221,273	19,975,701 7,027,576	24,152,980 9,245,038	18,110,183 7,163,485	14,774,232 6,648,084	4,983,565 2,770,456	6,861,115 3,737,383
223,577 69,277	472,728 123,346	1,090,860 280,326	1,224,115 338,372	837,367 292,060	1,315,630 422,977	2,523,092 946,511	322,454 131,818	166,662 70,651
3,848,517 2,418,728	4,060,429 2,701,586	5,845,139 4,191,944	4,414,397 4,204,760	8,111,327 7,020,521	5,947,489 4,542,170	8,416,580 6,370,314	9,487,255 7,217,137	7,296,831 5,556,705
154,465	183,290	995,432	460,356	356,822	337,268	380,444	286,552	534,121
4,137,530	5,481,185	8,688,975	12,031,064	16,914,441	12,165,900	14,345,350	10,405,963	9,898,860
90,280	64,707	43,864	67,331	64,318	74,266	90,493	104,519	108,628
23,746 63,338	61,673 117,165	21,670 33,716	83,960 146,654	49,924 82,275	40,388 76,413	27,219 57,684	26,136 66,033	25,390 65,431
148,773 395,218	99,840 298,889	84,825 269,993	40,741 168,255	69,428 233,534	55,569 181,899	49,403 156,009	49,988 155,544	33,818 111,056
47,994	72,474	66,778	102,482	111,965	99,683	140,839	93,040	161,221
596,830	553,235	414,351	484,722	492,092	432,261	445,025	419,136	446,336
5,096,528	6,417,767	9,425,845	13,060,955	18,054,556	13,610,965	15,605,836	11,731,268	11,557,644
79,979 108,131	129,024 132,004	100,025 124,048	115,683 125,124	165,482 172,629	383,814 238,279	451,292 241,705	374,724 267,155	517,375 299,677
188,110	261,028	224,073	240,807	338,111	622,093	692,997	641,879	817,052
82,472 63,046	82,099 57,539	79,770 53,547	85,808 59,295	106,725 74,140	107,387 84,105	66,051 60,691	107,850 78,920	115,400 92,388
118,744	109,969	81,373	106,330	106,251	134,384	212,037	202,487	165,231
85,820	93,205	165,506	140,660	159,547	191,004	194,833	222,295	248,819
858 45,484	1,645 81,076	1,546 68,220	2,875 130,899	3,255 158,948	2,606 127,969	2,174 126,982	3,940 199,858	5,277 268,335
23 13,949	81 55,398	61 19,959	22 10,068 74,812	23 28,516	109 46,597	36 45,611	52 56,651
9,309 404,953	17,513 744,687	24,578 795,705	27,308 605,963	26,744 497,161	14,541 234,384	10,887 153,346	5,862 81,714	4,451 60,500
228,919	529,312	746,526	569,714	652,045	1,023,068	795,642	1,103,181	820,211
693,305	1,410,473	1,630,410	1,316,644	1,382,966	1,413,937	1,122,567	1,430,364	1,205,697
199,852 248,734	205,186 240,388	217,798 258,913	*1,153,640 369,720	*1,434,844 471,951	*1,312,170 501,521	*1,614,666 660,544	*2,022,566 861,751	*2,572,088 901,063
9,113	12,494	8,286	11,713	12,420	19,072	15,224	30,020	22,614
257,847	252,882	267,199	381,433	484,371	520,593	675,768	891,771	923,647

*Cwt.

3-4 EDWARD VII., A. 1904

No. 13.—STATEMENT of the Quantities and Values of the Principal

PRINCIPAL ARTICLES.	QUANTITIES AND VALUES.						
		1889.	1890.	1891.	1892.	1893.	1894.
Clocks and parts of.....	£	130,856	123,324	107,462	123,854	143,335	121,443
Coal and coke, viz. :—							
Anthracite.....	{ Tons. £	1,291,705 5,199,481	1,201,335 4,595,727	1,399,067 5,224,452	1,479,106 5,640,346	1,500,550 6,355,285	1,530,522 6,954,040
Bituminous.....	{ Tons. £	1,311,275 3,388,816	1,530,020 3,819,673	1,664,086 4,209,882	1,693,832 4,257,479	1,730,971 4,260,506	1,391,901 3,368,192
Coke.....	{ Tons. £	29,770 92,441	36,609 134,164	38,445 177,340	43,178 193,782	42,129 157,071	41,199 175,532
All other.....	£	54,324	51,987	38,492	41,526	47,517	48,543
Totals.....	£	8,735,062	8,601,551	9,650,166	10,133,133	10,820,379	9,946,307
Cocoa, chocolate, and prepara- tions of.....	Lbs. £	515,673 91,498	671,012 120,207	726,870 136,067	815,319 163,427	942,299 206,660	1,013,974 190,241
Coffee and imitations of :—							
Coffee, green.....	{ Lbs. £	3,037,437 518,828	3,033,985 591,224	3,227,621 672,327	3,212,050 634,818	3,471,301 650,766	3,114,698 595,839
All other.....	£	24,848	30,745	26,190	27,428	10,016	29,822
Totals.....	£	543,676	621,969	698,517	662,246	660,782	625,661
Cordage, twine and mfrs. of :— Twine for harvest binders, f of jute, &c.....	Lbs. £		29,718 5,159	221,757 26,911	2,333,172 178,046	1,444,901 127,640	1,216,785 106,861
All other.....	£	129,013	121,296	138,528	127,709	126,499	124,888
Totals.....	£	129,013	126,455	165,439	305,755	254,139	231,749
Cotton and mfrs. of :—							
Fabrics, white or bleached and gray or unbleached.....	{ Sq-yds. £	1,352,959 153,846	1,204,910 139,845	1,218,918 164,467	1,184,335 137,874	1,473,976 151,856	1,530,853 147,983
Fabrics, printed or dyed f N.O.P.....	{ Yds. £	24,509,704 1,659,001	24,133,221 1,741,143	23,475,496 1,663,416	25,524,712 1,513,436	23,531,088 1,748,520	21,839,474 1,562,104
Handkerchiefs.....	£	109,883	101,001	105,020	112,540	112,863	102,969
Sewing thread on spools.....	£	309,532	290,399	303,636	290,313	328,255	252,006
Uncoloured cotton fabrics, viz. : Serims and window serims, cambric cloths, muslin apron checks, brillants, cords, piques, &c., Swiss ja- conet, and cambric muslins, &c.....	{ Yds. £		123,185 16,271	1,742,066 174,948	2,100,614 183,065	2,851,091 226,241	2,382,473 203,552
Velveteens, velvet and plush fabrics, N.E.S.....	{ Yds. £	326,513 75,121	326,332 82,990	790,285 178,917	866,223 204,714	890,168 212,713	1,131,218 269,736
Yarns, knitting, hosiery or f other cotton yarn.....	{ Lbs. £	39,361 11,468	54,188 17,923	82,721 23,910	66,117 19,535	45,638 13,348	56,119 12,659
Yarns, N.E.S.....	{ Lbs. £	348,166 74,099	244,937 53,864	129,177 36,456	269,223 61,467	944,361 115,578	526,183 99,978
Cotton waste, not dyed, &c. f £	{ Lbs. £	3,430,527 222,942	3,179,172 222,527	3,860,632 274,066	4,247,085 24,701	4,900,756 333,662	4,734,182 292,455

* Yards.

SESSIONAL PAPER No. 10

Articles of Merchandise Imported into Canada, &c.—Continued.

QUANTITIES AND VALUES.

1895.	1896.	1897.	1898.	1899.	1900.	1901.	1902.	1903.
110,402	121,673	118,047	163,780	186,398	199,518	208,032	233,790	270,717
1,404,342 5,350,627	1,574,355 5,667,096	1,457,295 5,695,168	1,160,701 5,847,685	1,745,460 6,490,509	1,654,401 6,602,912	1,933,283 7,923,950	1,652,451 7,021,939	1,456,713 7,028,664
1,596,668 3,647,303	1,701,172 3,623,238	1,698,159 3,522,911	1,942,000 3,599,144	2,172,047 3,690,629	2,908,253 4,448,254	2,683,706 5,280,367	3,247,256 6,020,129	3,754,011 8,206,505
43,235 149,434	61,612 203,826	83,330 267,540	135,060 347,040	141,284 362,826	187,878 506,839	308,786 680,138	267,142 842,815	256,723 1,222,756
52,443	55,031	58,088	46,092	44,524	98,444	275,886	265,770	465,214
9,199,807	9,549,191	9,543,707	9,839,961	10,597,488	11,656,449	14,160,341	14,150,653	16,923,139
1,006,511 177,757	1,049,433 180,501	1,222,940 203,691	1,240,118 238,235	1,583,669 307,577	2,012,816 390,821	2,277,619 438,417	2,199,758 414,351	3,114,576 561,270
3,256,677 594,351	3,320,982 646,315	4,505,301 677,842	4,720,781 475,950	5,185,602 510,840	4,913,233 490,594	3,850,838 465,443	5,874,856 507,727	6,227,059 525,111
27,016	37,563	50,221	59,162	66,280	81,909	88,332	83,102	69,511
621,367	683,878	728,063	535,112	577,120	572,503	493,775	590,829	594,622
2,107,324 121,605	3,023,896 155,929	3,394,475 181,817	8,679,823 491,104	10,629,286 818,412	8,017,688 866,892	9,674,268 928,096	14,927,302 1,507,344	14,204,515 1,810,238
108,814	105,103	100,099	107,174	176,926	147,256	253,584	465,862	572,078
230,419	261,032	281,916	598,278	995,338	1,014,148	1,181,680	1,973,206	2,382,316
*2,593,736 229,458	*3,163,260 269,004	*3,209,883 281,618	*4,654,819 316,119	*8,577,047 553,572	*9,278,833 642,714	*18,083,452 1,050,755	*13,819,501 877,541	*17,765,193 1,050,170
28,971,572 2,281,762	32,144,774 2,576,379	27,102,139 2,176,012	31,304,955 2,467,100	35,510,093 3,091,489	34,825,977 3,304,729	30,799,539 2,952,858	36,193,723 3,482,253	37,328,497 3,539,368
97,876	115,540	130,439	104,123	159,872	144,881	200,597	233,409	233,516
324,834	317,322	318,908	366,433	282,864	255,237	262,054	254,858	300,740
2,598,126 217,628 740,360 167,808 62,126 14,024 650,325 101,209 11,598,454 653,323	2,163,431 189,487 994,436 217,823 66,019 15,780 1,248,170 174,280 5,947,634 321,192	1,306,984 100,399 1,020,284 223,673 62,108 14,726 851,593 163,180 2,448,405 172,548	1,566,233 119,695 1,009,705 222,149 169,099 26,928 796,852 154,622 4,496,633 208,727	1,896,537 156,504 1,000,400 220,254 307,505 64,100 1,294,614 212,365 4,263,270 171,638	1,903,325 159,518 949,949 217,722 521,327 99,581 941,134 221,612 5,570,526 279,647	1,469,140 134,755 1,246,900 296,909 414,736 92,215 654,091 192,760 4,939,020 267,431	2,224,600 190,524 1,591,232 381,190 210,013 41,604 1,355,989 249,073 5,132,084 265,058	2,654,114 210,570 1,566,752 380,772 121,016 27,662 817,485 262,311 5,633,880 290,275

3-4 EDWARD VII., A. 1904

No. 13.—STATEMENT of the Quantities and Values of the Principal

PRINCIPAL ARTICLES.	QUANTITIES AND VALUES.						
		1889.	1890	1891.	1892.	1893.	1894.
Cotton and mfrs. of— <i>Con.</i>							
Cotton wool or raw cotton..	{ Lbs.	35,793,067	33,456,015	35,643,056	42,075,440	36,362,577	31,435,347
	{ \$	3,612,574	3,539,249	3,603,185	3,389,232	3,201,452	2,610,538
All other.....	\$	1,876,448	1,652,881	1,442,247	1,611,367	1,834,796	1,531,430
Totals.....	\$	8,104,905	7,858,093	7,969,668	7,808,244	8,279,284	7,085,410
Curtains.....	\$	*	7,051	209,521	270,795	314,085	290,086
Drugs, dyes, chemicals, viz.:							
Aniline dyes, and coal tar dyes, in bulk or packages of not less than 1 lb. including alizarine and artificial alizarine.....	{ Lbs.	151,240	168,897	280,608	283,141	462,032	501,805
	{ \$	91,653	112,320	129,282	148,178	218,089	197,121
Cream of tartar in crystals..	{ Lbs.	705,462	356,107	473,047	570,369	716,678	703,900
	{ \$	159,245	77,977	104,294	119,599	124,410	103,134
Extract of log wood, fustic and oak bark.....	{ Lbs.	1,646,887	1,855,558	2,358,902	2,905,493	3,050,941	3,441,571
	{ \$	76,064	83,825	105,196	129,609	131,567	153,819
Gums, opium, crude.....	{ Lbs.	69,636	129,581	156,841	146,625	155,151	87,015
	{ \$	196,100	325,903	372,676	384,705	430,366	210,993
Liquorice, paste, in roll or sticks.....	{ Lbs.	1,317,216	1,146,466	1,012,752	1,189,760	1,474,325	1,265,531
	{ \$	107,165	96,522	87,036	102,105	140,787	122,713
Proprietary medicines.....	\$	208,360	205,749	185,004	227,244	203,712	193,545
Soda, nitrate of, soda ash, soda caustic in drums, bichromate of soda, sal soda, and silicate of soda, in crystals or in solution.....	{ Lbs.	22,854,251	24,627,554	24,380,254	25,152,260	26,505,173	25,616,025
	{ \$	272,039	300,041	354,135	387,242	397,669	337,193
All other.....	\$	1,388,663	1,452,341	1,439,781	1,463,462	1,574,028	1,413,590
Totals.....	\$	2,499,289	2,654,678	2,777,404	2,962,144	3,220,628	2,732,108
Earthenware and chinaware:—							
White granite or iron stoneware and C. C. or cream coloured ware.....	\$	285,941	225,591	215,259	265,079	254,831	231,601
China and porcelain ware..	\$	166,956	183,993	173,178	230,598	203,879	234,310
All other.....	\$	231,933	280,718	248,925	265,212	270,269	239,136
Totals.....	\$	684,830	690,302	637,362	760,889	728,979	705,047
Electric apparatus.....	\$	252,225	384,913	481,526	708,031	704,531	528,285
Embroideries, N.O.P.....	\$	183,867	202,227	199,832	154,753	163,332	199,949

* Included with 'Fancy goods' prior to 1890.

SESSIONAL PAPER No. 10

Articles of Merchandise Imported into Canada, &c.—Continued.

QUANTITIES AND VALUES.

1895.	1896.	1897.	1898.	1899.	1900.	1901.	1902.	1903.
45,325,832	33,479,358	39,365,735	58,203,660	51,809,661	54,912,849	49,064,959	64,225,764	67,942,139
2,853,987	2,845,371	3,117,692	3,875,847	3,129,579	4,229,198	4,773,993	5,599,031	5,968,333
944,554	1,032,252	914,345	1,264,541	1,518,811	1,948,521	1,949,391	2,141,071	2,671,050
7,886,463	8,074,430	7,613,540	9,126,284	9,561,048	11,503,360	12,173,718	13,715,612	14,934,767
264,137	286,071	262,828	313,235	392,020	442,074	435,805	476,378	590,632
594,880	739,868	627,256	837,048	640,203	950,458	916,594	1,114,165	1,219,386
212,983	286,019	249,917	292,477	179,659	300,946	290,136	343,737	384,916
742,922	615,074	821,070	843,264	782,870	887,588	1,051,170	1,080,116	1,015,376
97,770	113,250	147,934	138,461	116,632	134,852	167,611	163,514	167,780
2,859,586	3,832,956	4,357,870	4,836,122	5,407,903	5,897,509	9,989,651	13,522,100	147,274
145,370	146,273	151,422	193,154	176,747	208,017	220,778	344,429	460,945
32,140	53,053	57,050	59,841	65,560	59,367	85,513	72,806	64,560
84,186	138,867	148,460	162,853	194,488	196,076	309,858	249,888	196,315
1,278,734	1,969,599	1,102,960	1,286,667	1,805,552	1,489,416	1,575,345	1,952,302	2,073,683
103,948	152,871	87,103	97,123	126,293	104,660	112,103	132,560	147,274
270,248	244,335	239,236	301,549	331,195	345,658	378,717	390,541	456,587
28,332,535	26,887,560	25,350,899	29,830,056	36,261,418	34,507,271	41,063,295	35,881,930	45,232,704
335,208	315,710	299,791	357,328	346,063	403,427	509,278	447,273	603,136
1,511,248	1,609,699	1,614,132	2,160,997	2,457,445	2,432,635	3,030,586	3,464,787	3,510,632
2,761,161	3,007,024	2,937,995	3,703,942	3,928,521	4,126,271	5,019,067	5,536,729	5,927,585
192,605	185,180	140,753	197,450	201,28	199,257	226,916	153,548	215,978
143,504	161,291	192,586	206,147	261,214	264,989	336,093	342,479	375,951
199,316	221,922	264,986	323,860	440,946	502,008	576,049	731,959	794,521
535,425	568,393	598,325	727,457	903,446	966,254	1,139,058	1,227,986	1,386,450
389,365	321,931	461,607	443,992	554,890	875,328	938,060	1,373,022	1,646,489
126,366	144,596	142,422	38,937	47,703	55,254	57,742	62,760	92,631

SESSIONAL PAPER No. 10

Articles of Merchandise Imported into Canada, &c.—Continued.

QUANTITIES AND VALUES.

1895.	1896.	1897.	1898.	1899.	1900.	1901.	1902.	1903.
401,908	302,701	323,131	375,959	382,831	404,388	387,760	404,892	517,976
147,408	160,161	187,877	223,643	194,136	173,793	141,039	179,022	161,626
117,144	200,929	176,896	222,618	283,024	291,200	218,922	238,541	314,454
543,684	526,496	533,163	694,152	621,967	693,735	797,497	969,807	1,201,175
139,260	140,952	159,209	184,506	182,453	199,305	230,369	273,203	312,874
122,596	138,011	101,543	121,145	137,309	141,486	155,135	159,481	205,698
1,474,000	1,469,250	1,481,819	1,822,023	1,801,720	1,903,907	1,930,722	2,224,946	2,713,803
151,313	137,480	114,454	119,213	59,886	72,181	29,225	71,398	109,548
510,699	458,548	340,682	332,509	194,091	272,120	95,087	265,099	367,611
7,798,543	5,228,261	2,609,053	4,367,854	5,626,134	9,097,342	7,891,149	8,286,277	9,741,628
94,491	47,600	21,406	50,009	74,656	119,918	107,881	146,962	157,224
183,129	163,103	156,535	151,918	162,224	163,097	166,096	170,210	205,804
186,921	171,054	156,170	151,434	169,599	178,732	183,686	197,701	251,427
319,734	269,886	382,734	378,465	493,730	554,663	506,176	544,762	523,603
1,111,845	947,088	900,992	912,417	932,076	1,125,433	892,830	1,154,524	1,299,865
84,596	100,251	90,458	119,804	153,219	119,383	108,996	99,839	95,024
223,328	270,558	251,108	289,061	368,322	421,370	451,036	477,255	580,020
100,680	110,643	102,580	112,623	129,437	144,961	160,716	151,690	158,283
173,439	197,324	342,364	147,650	190,552	243,412	108,299	160,795	129,856
622,396	745,730	531,372	572,853	941,029	944,277	676,475	1,296,799	1,022,460
8,538,508	10,235,185	11,051,082	13,719,279	11,760,421	13,604,155	15,162,568	22,317,975	23,374,735
333,573	398,808	446,242	502,617	449,903	624,091	663,752	930,342	909,760
642,553	984,547	792,455	1,152,192	1,104,430	1,562,130	748,377	1,470,522	1,084,561
49,351	71,583	69,554	101,457	89,998	134,744	62,588	123,344	94,170
418,742	495,743	349,177	308,508	415,005	452,846	510,514	511,959	586,913
227,475	218,137	222,611	238,641	219,423	276,691	334,274	310,647	334,398
130,209	119,228	109,970	116,428	114,817	131,761	151,620	189,553	171,884
111,401	122,216	97,775	108,570	134,329	149,314	133,528	152,501	164,627
281,035	310,822	266,603	394,334	479,644	500,564	486,091	426,625	544,867
2,357,511	2,745,582	2,314,839	2,626,255	3,275,703	3,623,311	3,405,316	4,359,907	4,328,008

3-4 EDWARD VII., A. 1904

No. 13.—STATEMENT of the Quantities and Values of the Principal

PRINCIPAL ARTICLES.		QUANTITIES AND VALUES.					
		1889.	1890.	1891.	1892.	1893.	1894.
Fruits, viz. :—							
Fruits, dried, including nuts—							
Currants.....	Lbs.	6,586,671	5,015,402	5,474,787	6,363,182	5,368,031	6,783,235
	£	236,727	159,370	212,999	235,710	198,594	151,198
Raisins.....	Lbs.	8,268,721	8,598,031	10,700,330	9,040,623	9,579,750	10,804,273
	£	378,233	405,640	446,637	331,198	312,148	317,403
Nuts, all kinds.....	Lbs.	2,995,177	3,341,546	3,071,454	3,644,555	3,543,437	4,201,765
	£	176,187	194,220	212,176	225,499	220,850	219,834
All other.....	£	186,055	234,208	286,653	228,899	180,270	218,108
Totals, fruits, dried..	£	977,202	993,438	1,158,456	1,021,306	911,862	906,543
Fruits, green—							
Bananas.....	Bunches	145,619	233,275	284,733	288,865	430,240	515,553
	£	177,198	271,445	324,790	298,080	437,181	504,331
Oranges, lemons and limes..	£	514,163	658,484	709,749	744,998	798,232	886,849
All other.....	£	551,021	663,457	379,262	548,449	399,562	496,722
Totals, fruits, green..	£	1,242,382	1,593,386	1,413,801	1,591,527	1,634,975	1,887,902
Fruits, canned or preserved jellies and jams, &c.....	£	56,481	62,529	73,822	72,642	60,998	60,481
Grand totals, fruits..	£	2,276,065	2,649,353	2,646,079	2,685,475	2,607,835	2,854,926
Furs, skins and manufactures of—							
Fur skins, wholly or partially dressed.....	£	654,953	584,202	477,954	604,794	647,161	619,044
Fur skins of all kinds, not dressed in any manner, n.e.s.	£	516,525	396,178	485,927	649,257	785,433	627,678
All other.....	£	109,915	146,118	102,601	96,455	100,448	133,819
Totals.....	£	1,281,393	1,126,498	1,066,482	1,350,506	1,533,042	1,380,541
Glass and manufactures of :—							
Glass carboys or demijohns, empty or filled, bottles, de- calters, flasks and phials...	£	141,970	125,189	135,309	131,861	157,710	203,102
Glass jars and glass balls, and cut, pressed or moulded, crystal or glass table ware, decorated or not, including lamp chimneys, glass shades or globes, and blown glass table ware.....	£	412,211	385,708	387,028	379,511	369,257	310,663
Common or colourless window glass and plain coloured, &c. .	£	291,251	319,855	349,738	402,507	386,480	329,826
Plate glass, all kinds.....	£	560,808	639,689	528,733	701,600	622,936	777,204
All other.....	£	204,152	230,294	214,787	225,572	171,636	183,480
Totals.....	£	143,609	190,667	172,570	1,8,759	143,809	143,903
Totals.....	£	1,193,193	1,251,713	1,259,432	1,298,210	1,228,892	1,170,974
Gloves and mitts of all kinds...	£	637,191	702,047	660,674	681,016	701,686	664,843
Glue and glue stock and mucilage	£	96,675	95,807	131,891	107,853	137,453	106,680
Grasses and fibres and mfrs. of.	£	84,039	90,230	116,255	102,345	97,845	96,373

SESSIONAL PAPER No. 10

Articles of Merchandise Imported into Canada, &c.—Continued.

QUANTITIES AND VALUES.

1895.	1896.	1897.	1898.	1899.	1900.	1901.	1902.	1903.
5,123,083 104,948	6,727,072 131,036	5,461,505 125,350	6,558,092 236,567	7,298,685 212,688	8,333,435 248,296	3,121,722 219,072	7,501,397 294,883	8,708,985 239,256
13,266,405 381,011	10,499,929 304,467	8,979,443 329,654	10,776,401 416,747	10,977,535 404,837	11,708,648 555,614	13,131,663 491,097	10,506,311 491,097	13,379,009 772,864
3,255,350 184,079	3,783,715 215,609	3,533,250 196,206	4,572,859 249,843	4,780,749 323,768	5,859,703 379,208	6,643,056 411,803	6,760,065 425,628	7,749,809 561,816
221,823	296,328	170,603	366,808	279,253	426,910	395,378	432,085	488,043
891,861	947,440	821,813	1,269,965	1,220,546	1,610,058	1,780,051	1,643,693	2,061,979
475,457 470,957	501,555 489,812	386,013 402,121	455,637 460,228	534,406 513,250	517,998 519,342	581,624 579,179	765,767 738,168	942,443 819,236
710,552	857,350	743,746	786,610	952,555	913,235	1,145,363	1,248,302	1,106,664
357,888	426,912	374,016	396,999	426,404	479,521	491,250	608,024	629,258
1,539,397	1,774,074	1,519,883	1,643,837	1,892,209	1,912,098	2,216,092	2,594,494	2,555,158
74,728	87,984	71,460	86,919	116,786	175,840	187,926	158,742	169,652
2,505,986	2,809,498	2,413,156	3,000,721	3,229,541	3,697,996	4,184,069	4,396,929	4,786,689
518,512	564,014	333,094	401,881	563,583	696,684	889,224	945,824	919,024
486,400	598,354	496,962	433,080	782,149	1,240,589	1,388,286	1,842,857	2,202,417
112,664	93,584	59,665	85,164	209,429	177,488	129,418	178,418	172,645
1,117,576	1,255,952	889,721	920,125	1,555,161	2,114,761	2,406,928	2,967,099	3,294,086
234,894	178,888	191,464	181,582	183,439	219,407	266,293	329,164	324,488
320,808 14,364,097 255,561 670,111 158,785 142,129	339,610 14,863,636 269,254 548,341 149,648 167,651	345,543 14,049,675 271,664 665,107 187,737 141,878	274,223 16,874,387 317,715 372,122 123,043 151,069	353,785 17,670,490 372,122 849,289 211,107 208,301	348,152 24,091,091 621,408 897,900 215,118 255,871	369,339 16,558,814 468,319 717,284 194,004 286,967	346,544 25,355,644 718,638 1,147,396 257,141 281,052	408,700 28,622,422 766,868 1,217,306 255,725 330,663
1,112,177	1,105,051	1,138,286	1,047,632	1,328,754	1,659,956	1,584,922	1,932,539	2,086,444
631,070	636,618	511,464	570,822	718,031	702,960	702,747	673,234	872,121
101,498	91,766	96,489	143,224	174,137	173,423	201,582	194,144	196,915
72,459	75,948	60,471	143,245	96,750	108,555	134,131	201,038	559,769

3-4 EDWARD VII., A. 1904

No. 13.—STATEMENT of the Quantities and Values of the Principal

PRINCIPAL ARTICLES.	QUANTITIES AND VALUES.					
	1889.	1890.	1891.	1892.	1893.	1894.
Grease, viz:—						
Grease, rough, the refuse of animal fat for the manufacture of soap..... f	Lbs. 4,122,975	3,726,763	2,158,431	4,819,302	3,397,682	4,959,252
	£ 173,405	154,855	89,873	208,961	183,492	228,564
All other..... s	15,337	15,432	11,263	13,938	55,094	46,592
Totals..... s	188,742	170,287	101,136	222,899	238,586	275,156
Gunpowder and other explosives..... s	106,731	123,592	111,028	141,707	142,992	112,882
Gutta-percha and mfrs. of:—						
Gutta-percha..... f	Lbs. 1,527,429	1,190,918	1,511,777	932,829	608,997	513,811
	£ 671,110	536,386	741,648	257,702	223,904	199,331
Clothing and clothing made water-proof with india-rubber..... s	293,275	374,879	379,276	259,843	285,929	247,979
Rubber, crude, caoutchouc or india rubber, unmanufactured..... f	Lbs. 141,585	99,848	90,867	1,167,529	1,543,858	1,563,892
	£ 62,299	36,892	48,542	451,103	609,619	718,254
All other..... s	580,309	590,751	422,929	420,230	455,569	329,752
Totals..... s	1,606,993	1,538,908	1,592,395	1,388,878	1,575,021	1,495,316
Hats, caps and bonnets, viz:—						
Of beaver, silk or felt..... s	768,514	782,124	816,925	792,663	793,955	715,547
Of straw, grass, chip or other materials, N. E. S. s	361,901	304,760	280,266	225,633	284,158	295,224
All other hats and materials for Plaits, plain, chip, manilla, cotton, ironhair, straw, tus- can and grass..... f	Lbs. 196,373	173,567	281,872	224,061	313,390	328,017
	£ 30,682	29,736	43,771	41,150	49,263	57,190
Totals..... s	1,360,140	1,290,033	1,366,690	1,300,493	1,414,454	1,322,200
Hides and skins other than fur. s	1,597,632	1,712,012	2,022,710	1,837,162	2,045,175	1,895,232
Hops..... f	Lbs. 685,197	1,284,676	597,182	771,183	514,021	488,729
	£ 207,572	218,623	239,911	209,119	158,693	136,221
Jewellery..... s	477,081	444,696	351,311	289,338	251,045	240,986
Leather and manufactures of:—						
Calf, kid, lamb and sheep- skins, dressed, waxed or glazed..... f	Lbs. 142,064	179,055	164,990	167,308	249,887	275,622
	£ 109,249	111,714	115,009	104,895	129,219	155,645
Sole leather, all kinds..... f	Lbs. 917,628	766,103	421,810	557,520	641,205	447,243
	£ 221,684	174,988	105,575	120,446	133,261	96,830
Upper leather, including dongola, cordovan, kangaroo, alligator and chamouis skins of other upper leather, N. E. S. f	Lbs. 9,093	5,187	2,577	20,118	20,383
dressed, waxed or glazed.... f	£ 6,928	2,975	1,108	10,123	12,545
Boots and shoes..... s	250,288	287,013	255,408	284,996	307,361	246,185
All other..... s	639,246	602,498	477,071	572,836	663,247	463,583
Totals..... s	1,227,395	1,176,213	956,038	1,084,281	1,243,211	975,488
Marble and manufactures of.... s	118,410	99,320	107,661	106,003	97,067	94,697

SESSIONAL PAPER No. 10

Articles of Merchandise Imported into Canada, &c.—Continued.

QUANTITIES AND VALUES.

1895.	1896.	1897.	1898.	1899.	1900.	1901.	1902.	1903.
4,947,652	6,519,542	4,582,483	2,878,030	3,893,676	4,333,279	4,792,179	5,079,195	7,066,670
249,247	260,530	151,523	132,325	148,086	215,980	232,033	292,225	416,793
49,937	83,002	41,329	50,501	51,680	83,918	152,990	137,616	158,470
299,184	343,532	192,852	182,826	199,766	299,898	385,023	429,842	575,263
141,924	139,623	130,387	138,430	212,609	247,511	287,630	423,982	397,905
476,673	438,653	2,204	9,440	391	2,252	19,845	7,358	2,675
182,179	185,967	1,992	2,450	432	1,713	13,238	2,125	4,375
171,941	116,848	84,631	146,502	151,842	152,791	170,000	234,187	465,454
926,171	1,716,923	2,012,692	2,447,919	2,211,321	3,002,576	2,997,017	2,903,080	2,858,778
488,562	825,095	1,055,837	1,534,940	1,632,764	2,026,769	1,755,488	1,404,257	1,532,998
319,517	317,816	358,042	406,444	559,587	672,061	659,359	790,735	867,689
1,162,199	1,472,726	1,500,503	2,140,336	2,344,645	2,853,334	2,598,185	2,431,304	2,870,516
721,749	724,832	683,611	822,041	888,374	1,025,115	1,074,418	1,100,811	1,113,184
284,167	300,562	278,293	683,958	710,544	748,119	748,692	831,619	887,085
298,073	351,611	305,014						
257,146	664,547	350,204	364,491	320,641	262,565	506,716	547,615	640,761
54,529	108,737	59,989	55,157	81,012	68,444	100,629	97,927	113,423
1,358,518	1,485,742	1,326,907	1,561,156	1,679,930	1,841,678	1,923,739	2,030,357	2,113,692
1,966,620	1,964,251	2,425,975	3,601,382	3,877,991	4,219,399	4,120,443	5,086,052	5,662,744
879,655	533,515	628,028	567,571	717,555	1,030,849	794,770	802,737	613,203
132,347	77,926	85,246	101,308	136,223	154,712	149,728	131,964	168,732
276,364	297,003	294,525	341,396	473,143	578,963	539,116	648,590	745,404
712,728	683,864	553,381	516,187	341,812	302,177	248,346	294,737	308,393
357,816	347,596	358,011	400,464	289,441	279,161	212,677	237,128	216,750
601,389	323,929	584,837	921,859	602,582	553,784	272,858	235,196	375,950
122,538	73,990	131,246	218,950	148,245	172,921	74,992	64,264	77,489
305,878	311,697	606,077	409,050	385,689	479,527	268,094	257,033	185,367
189,286	192,790	297,278	303,500	339,361	309,963	234,428	181,069	129,573
306,692	350,240	320,025	378,453	451,376	541,665	642,790	701,383	743,378
260,493	278,497	276,190	379,149	458,319	571,039	568,425	629,918	743,734
1,236,825	1,243,113	1,382,750	1,679,816	1,686,742	1,874,749	1,733,312	1,804,762	1,910,924
83,522	90,065	77,110	99,352	101,879	94,460	97,610	128,781	153,481

SESSIONAL PAPER No. 10

Articles of Merchandise Imported into Canada, &c.—Continued.

QUANTITIES AND VALUES.

1895.	1896.	1897.	1898.	1899.	1900.	1901.	1902.	1903.
467,141	542,874	525,412	623,808	824,479	937,888	921,190	1,115,425	1,321,086
1,451 14,651	2,051 24,282	2,309 30,030	38,089 438,968	20,315 278,553	31,587 555,278	31,028 521,614	55,095 767,315	62,677 813,294
12,812 137,904	14,611 168,421	17,251 160,321	18,849 231,938	13,134 148,594	14,810 226,256	25,874 208,477	22,525 307,429	17,009 269,954
496,511 51,662	346,942 46,902	228,399 29,339	354,015 49,399	280,648 45,144	769,499 152,745	555,847 102,664	603,268 93,891	503,710 74,560
52,462	55,449	50,581	148,089	326,100	337,380	270,136	338,636	386,602
256,679	295,054	270,262	868,394	798,391	1,271,659	1,102,891	1,507,271	1,544,410
169,309 129,146 52,749	136,749 154,677 51,416	115,135 131,973 48,770	163,332 94,919 44,383	199,135 92,918 46,251	199,881 93,456 49,585	216,738 90,010 55,046	228,404 75,733 48,459	274,934 97,711 64,791
342,294	315,842	295,878	302,634	338,304	342,922	361,794	352,596	437,436
298,465	469,875	604,322	1,029,588	1,637,883	1,823,944	1,898,760	2,654,991	3,155,779
.....	270,841 372,073	325,969 448,592	267,593 526,790	267,857 448,942	525,450 947,420	803,824 1,328,342
97,414 169,116	67,546 121,096	73,576 139,312
53,241 60,409	43,778 47,415	28,382 34,103	33,791 38,240	105,493 105,059	25,916 61,859	31,439 50,223	29,351 44,691	59,862 112,709
20 146,211	80,147	118,463	108 576,091	398,118	72 446,097	67 497,401	90 748,129	99 1,222,521
30,436	28,030	48,147	101,053	111,154	292,239	370,403	383,681	610,584
297,569	291,943	289,458	424,116	572,154	592,332	542,281	653,837	773,167
*	*	*	671,773 658,153	695,992 765,777	839,870 1,196,593	410,694 615,136	1,103,641 1,523,792	1,012,479 1,415,447

* See under 'Miscellaneous metals,' pages 196 and 197, prior to 1898.

3-4 EDWARD VII., A. 1904

No. 13.—STATEMENT of the Quantities and Values of the Principal

PRINCIPAL ARTICLES.	QUANTITIES AND VALUES.						
	1889.	1890.	1891.	1892.	1893.	1894.	
Metals and minerals and manu- factures of:— <i>Con.</i>							
Iron and steel and mfrs. of:— <i>Con.</i>							
Iron or steel ingots, cogged ingots, blooms, slabs, bil- lets, puddled bars, and loops or other forms, N.O. P., less finished than iron or steel bars, but more advanced than pig iron, except castings.	{ Cwt.	79,523	15,941	41,567	64,397	65,269	66,039
	{ \$	66,548	15,923	38,931	56,186	58,533	57,874
Iron in pigs, kentledge and cast scrap-iron.	{ Tons.	73,844	86,475	81,689	68,965	57,313	43,278
	{ \$	881,525	1,137,312	1,092,983	883,378	687,674	498,188
Machinery and machines:—							
Mining machinery.	{ \$	9,950	78,432	61,848	87,208	87,035
Printing presses, &c.	{ No.	316	265	337	448	275
	{ \$	115,148	98,085	114,992	140,914	143,045	60,822
Sewing machines, or heads or parts of.	{ No.	3,312	4,628	3,786	4,299	4,338	3,542
	{ \$	117,076	106,868	96,015	93,145	93,126	81,886
All other machines or ma- chinery.	{ \$	1,362,487	1,650,741	1,388,008	1,520,676	1,645,218	1,456,794
Railway bars and rails of iron or steel, for railways, &c.							
	{ Tons.	1,759	1,490	2,615	4,107	14,077	12,132
	{ \$	52,166	47,845	98,419	123,128	326,550	270,073
Railway fish plates.	{ Tons.	2,638	2,816	3,759	2,612	4,576	6,597
	{ \$	66,545	77,989	118,948	78,012	110,951	171,624
Rolled iron or steel angles, channels, beams, girders, structural shapes, &c., of any weight per lineal yd.							
	{ Cwt.	148,589	199,097	172,275	153,517	209,335	205,488
	{ \$	241,189	348,479	283,519	220,457	267,439	240,805
Sheet iron, common or black smoothed or polished and coated or galvanized, &c., Canada plates and plates of iron and steel, &c.							
	{ Cwt.	302,673	468,339	322,484	364,716	414,950	429,614
	{ \$	643,483	840,335	715,677	900,379	793,967	784,574
Steel rails.							
	{ Cwt.	1,727,334	1,781,922	2,521,310	1,654,935	2,022,968	1,749,348
	{ \$	1,921,932	2,204,085	3,197,280	1,738,661	1,993,219	1,748,660
Steel ingots, cogged ingots, blooms and slabs, by what- ever process made billets and bars, bands, hoops, strips, &c.							
	{ Cwt.	223,772	192,497	153,731	156,807	165,900	158,006
	{ \$	504,747	521,956	427,816	419,336	388,110	329,024
Steel bars, rolled or hammer- ed, comprising rounds and squares, shapes of rolled steel, &c., N.E.S.							
	{ Cwt.
	{ \$
Steel in bars, bands, hoops, scroll or strips, sheets or plates, of any size, thick- ness or width when of greater value than 2½c. per lb., N.O.P.							
	{ Cwt.
	{ \$
Cutlery.	{ \$	357,169	411,897	288,508	345,203	305,884	292,758
Muskets, rifles, &c.	{ \$	128,452	141,408	133,755	155,082	134,826	126,677

SESSIONAL PAPER No. 10

Articles of Merchandise Imported into Canada, &c.—Continued.

QUANTITIES AND VALUES.

1895.	1896.	1897.	1898.	1899.	1900.	1901.	1902.	1903.
83,281	133,495	93,438	114,601	96,939	255,145	233,984	401,306	393,905
70,449	115,530	78,406	83,256	81,283	362,463	206,975	419,543	380,034
31,845	38,413	25,975	39,490	45,384	63,484	40,245	55,023	89,069
343,964	408,561	291,859	405,419	465,387	990,810	586,983	786,433	1,291,716
169,749	193,098	128,780	202,213	298,010	721,942	1,534,659	843,905	980,145
344	347	302	551	541	411	1,474	759
136,144	128,035	91,982	176,806	206,339	217,082	285,522	200,895	313,590
4,940	4,289	3,967	5,557	7,630	9,439	10,329	12,798	14,839
117,793	113,354	100,926	120,401	159,147	214,205	202,793	246,179	331,366
1,146,690	1,286,567	1,541,661	2,033,135	2,781,529	4,119,617	4,077,372	5,079,191	6,200,142
4,415	6,543	4,095	7,059	4,823	5,649	4,947	8,285	12,221
87,969	121,195	82,354	88,494	86,614	138,494	142,590	206,908	233,904
1,650	2,228	3,224	7,843	5,807	8,460	4,616	4,094	7,047
49,858	50,396	67,475	171,962	131,141	226,380	165,960	122,840	210,085
219,424	238,164	298,165	307,895	339,161	783,770	427,599	811,956	1,023,021
250,427	270,261	338,139	332,115	365,201	1,060,618	659,740	1,146,942	1,329,077
355,807	376,567	401,235	556,062	546,163	594,075	446,774	709,894	865,905
707,869	750,140	810,180	985,973	1,184,251	1,349,269	1,105,687	1,833,804	2,197,804
972,578	1,043,511	1,833,526	2,103,562	2,076,658	2,617,646	2,514,785	2,447,356	3,672,060
838,144	1,034,578	1,443,857	1,810,605	1,714,228	2,787,866	3,329,919	2,746,222	4,256,064
20,736	33,296	45,885
18,645	35,493	48,680
118,893	139,283	179,553
222,365	317,070	320,704
.....	74,031	108,887	381,405	125,705	135,650	119,747
.....	250,453	272,386	858,296	414,963	595,299	601,479
207,573	263,118	230,187	357,762	427,137	418,458	483,499	529,511	619,824
115,810	117,960	92,753	137,040	127,288	140,336	177,309	256,969	349,393

SESSIONAL PAPER No. 10

Articles of Merchandise Imported into Canada, &c.—Continued.

QUANTITIES AND VALUES.

1895.	1896.	1897.	1898.	1899.	1900.	1901.	1902.	1903.
216,670	220,964	199,466	606,449	700,536	827,428	750,204	898,648	1,141,203
212,853	252,532	266,744						
7,314,568 156,430	7,723,558 176,824	6,539,472 135,136	24,846,950	32,602,990	22,524,135	15,809,023	24,660,743
3,847,689 315,237	5,579,958 566,641	4,727,330 384,142						
186,457 99,845	137,885 155,624	142,957 174,131	75,668 71,936	37,656 39,434	67,610 127,524	63,571 87,598	71,861 101,682	149,379 208,018
148,910	116,850	84,974	102,420	132,903	172,140	127,057	153,871	224,924
194,974 335,106	140,863 279,364	198,304 418,078	420,756 965,962	445,900 1,157,751	471,294 1,728,803	375,762 1,413,561	770,625 2,168,239	795,939 2,232,894
433,306 218,531	306,851 179,716	157,694 91,169	903,699 491,415	556,063 292,243	772,127 635,172	358,066 239,470	720,925 519,398	861,559 668,971
1,692,237	2,005,675	2,129,988	3,843,408	4,312,634	6,464,504	5,984,935	7,002,864	8,778,399
8,881,414	10,203,052	10,785,576	17,106,207	19,848,433	29,649,178	27,107,419	33,681,625	42,156,215
67,149 139,047	72,438 173,259	66,368 162,231	89,226 263,664	115,094 284,795	60,695 203,428	84,851 96,075	122,098 102,351	97,117 66,756
62,546	82,016	97,536	113,057	142,442	178,151	190,666	181,148	185,505
201,593	255,275	259,767	376,721	427,237	381,579	236,741	283,499	252,261
24,646 214,397	20,821 209,813	19,483 249,852	24,648 292,344	28,849 306,085	22,441 580,855	29,323 697,664	31,747 598,958	25,490 728,904
260,444 681,739	338,196 923,279	375,358 919,596	457,289 1,150,741	331,507 927,036	502,168 1,683,788	543,290 1,466,965	544,149 1,528,655	605,024 1,806,643
77,092	104,898	104,610	107,437	139,383	154,137	172,449	166,530	176,968
973,228	1,237,990	1,274,058	1,550,522	1,372,504	2,418,780	2,337,078	2,294,143	2,712,515
99,274	127,537	96,735	137,207	151,467	197,080	168,600	229,054	263,524

No. 13.—STATEMENT of the Quantities and Values of the Principal

PRINCIPAL ARTICLES.	QUANTITIES AND VALUES.					
	1889.	1890.	1891.	1892.	1893.	1894.
Metals and minerals and mfrs. of— <i>Con.</i>						
Miscellaneous metals and minerals and mfrs. of—						
Ores of metals, all kinds, including cobalt ore.....	Cwt. 13,186 551	17,594	39,206	20,105	349
Iron, steel or brass rolled round wire rods under 1 inch in diameter, and rolled copper rods 1 inch or under in diameter.....	\$ 1,393		3,797	7,893	3,422	165
Iron, steel or brass rolled round wire rods under 1 inch in diameter, and rolled copper rods 1 inch or under in diameter.....	Cwt.	188,968	132,251	244,524	350,035	327,579
All other.....	\$ 572,629	587,848	641,539	617,788	695,334	559,284
Totals, misc. metals, &c.....	\$ 574,022	909,248	851,904	1,086,837	1,309,464	1,070,232
Totals, metals &c. and mfrs. of.	\$ 15,836,704	17,567,549	17,749,834	16,847,522	17,127,380	14,791,114
Musical instruments:—						
Pianofortes.....	{ No. 1,058	637	634	604	472	283
	{ \$ 230,436	151,716	149,956	157,394	100,198	61,822
Pianos, parts of.....	\$ 125,273	127,753	133,449	110,699	122,508	108,188
All other.....	\$ 143,332	157,887	142,972	150,625	155,263	140,184
Totals.....	\$ 499,041	437,356	426,377	418,718	377,969	310,194
Oils:—						
Minerals—						
Coal and kerosene, distilled, purified or refined, naphtha benzole and petroleum, N.E.S.....	{ Galls. 4,723,698	4,985,722	5,128,933	5,698,727	5,958,368	6,584,848
	{ \$ 490,166	517,610	501,519	474,644	436,476	424,242
All other.....	{ Galls. 265,912	170,946	252,849	162,049	275,975	131,061
	{ \$ 33,926	30,272	52,618	22,958	36,243	26,824
Totals.....	{ Galls. 4,989,610	5,156,668	5,381,782	5,860,776	6,234,343	6,715,909
	{ \$ 524,092	547,882	554,137	497,602	472,719	451,066
Fish oil.....	{ Galls. 185,650	139,952	347,762	186,196	270,380	119,603
	{ \$ 67,636	62,133	131,298	74,242	106,304	46,053
Animal, vegetable, &c., oils:—						
Cocoa nut and palm in their natural state.....	{ Galls. 263,530	265,462	194,910	224,401	319,824	207,116
	{ \$ 88,212	112,045	87,703	107,919	128,369	79,918
Cotton seed, refined.....	{ Galls.	381,418	664,495
	{ \$ 187,730	217,657
Flax seed or linseed, raw or boiled.....	{ Galls. 843,742	998,388	*9,425,735	*7,590,794	*5,526,035	*5,191,694
	{ \$ 314,657	375,689	479,085	341,067	234,139	253,421
Lubricating oils, composed wholly or in part of petroleum.....	{ Galls. 541,318	454,217	484,196	750,334	846,399	844,741
	{ \$ 110,171	76,229	63,470	88,571	101,327	97,931
All other lubricating oil.....	{ Galls. 111,855	157,897	182,370	228,110	195,226	198,190
	{ \$ 41,926	68,203	77,607	87,378	76,301	73,445
All other.....	\$ 183,627	244,261	414,420	347,796	236,846	167,182
Totals.....	\$ 738,593	876,427	1,122,285	972,731	964,712	889,554
Totals, oils.....	\$ 1,330,321	1,486,442	1,807,720	1,544,575	1,543,735	1,386,673

* Lbs., not gallons. † Included under 'Iron and steel,' pages 190 and 191 after 1897.

SESSIONAL PAPER No. 10

Articles of Merchandise Imported into Canada, &c.—Continued.

QUANTITIES AND VALUES.

1895.	1896.	1897.	1898.	1899.	1900.	1901.	1902.	1903.
24 261	24,038	485,476 105,072	1,538,063 155,583	1,350,403 153,952	1,450,384 282,191	1,855,271 598,016	8,135,004 727,099	10,611,238 1,070,232
380,621 567,032	659,225 985,947	406,626 677,828	†	†	†	†	†	†
542,595	532,642	525,206	864,146	961,002	1,175,608	1,135,163	1,419,867	1,678,090
1,109,888	1,542,627	1,308,106	1,019,729	1,114,954	1,457,799	1,733,179	2,146,966	2,748,322
12,331,421	14,550,251	14,815,794	21,985,222	24,875,769	36,656,885	34,018,892	41,610,579	51,435,769
326 72,953	295 67,953	265 55,297	385 80,264	495 85,216	558 101,454	577 101,185	664 106,171	695 127,084
106,847 120,957	110,129 118,681	92,530 119,469	99,008 125,562	107,682 169,132	123,935 171,057	144,194 169,752	154,249 211,783	140,342 260,523
300,757	296,763	267,296	304,834	362,030	396,446	415,131	472,208	527,949
6,478,024 417,345	6,902,507 598,308	7,649,447 604,965	8,145,818 614,887	9,537,934 675,393	9,097,685 790,948	9,976,922 810,780	11,811,083 930,791	13,810,752 1,278,512
401,253 23,296	249,680 32,284	110,095 16,984	170,991 22,553	356,578 24,230	423,982 37,616	713,165 67,519	1,155,987 99,102	2,733,173 209,809
6,879,277 445,641	7,152,187 636,592	7,759,542 621,949	8,316,809 637,440	9,894,512 699,623	9,521,667 828,564	10,690,687 878,299	12,967,070 1,029,893	16,543,925 1,488,323
161,706 57,821	219,096 76,813	314,468 113,714	171,905 75,093	165,354 50,285	167,805 60,987	150,039 57,819	155,956 59,565	217,412 91,251
771,712 112,065	745,145 98,718	187,259 54,202	148,247 62,863	185,766 57,720	212,237 80,192	407,213 138,131	286,915 116,481	310,719 181,491
672,011 144,229	387,204 100,315	311,764 70,805	383,693 91,100	375,307 83,627	375,318 92,288	715,913 211,489	1,041,357 348,735	908,122 366,048
773,200 298,433	958,226 336,114	961,075 303,890	539,676 175,316	1,032,308 328,487	1,044,972 479,277	778,982 441,048	692,889 407,101	565,966 304,679
745,018 84,140	855,512 105,114	720,125 82,388	900,531 101,492	690,274 82,296	1,003,916 124,639	1,145,507 136,226	1,216,100 134,510	1,607,536 196,007
216,146 73,106	321,146 111,017	254,435 85,437	314,372 92,344	266,988 78,434	533,030 96,833	239,238 77,433	280,504 95,081	298,437 111,622
168,329	166,554	184,118	229,688	244,687	241,346	261,820	319,744	328,502
880,302	917,832	780,840	752,803	875,251	1,114,575	1,266,147	1,421,652	1,488,349
1,383,764	1,625,237	1,516,503	1,465,336	1,625,159	2,004,126	2,202,265	2,511,110	3,067,923

3-4 EDWARD VII., A. 1904

No. 13.—STATEMENT of the Quantities and Values of the Principal

PRINCIPAL ARTICLES.	QUANTITIES AND VALUES.						
	1889.	1890.	1891.	1892.	1893.	1894.	
Oil cloth.....	Sq. yds.	831,467	860,697	845,714	808,123	874,897	774,020
	§	194,855	210,674	227,997	218,210	234,178	213,679
Optical, philosophical and mathematical instruments.....	§	83,823	97,032	121,453	174,744	178,944	150,072
Packages, other than P.O. packages and express parcels of small value.....	§	503,024	559,306	400,636	499,851	444,910	468,546
Packages, P.O. packages and express parcels of small value...	§	317,897	381,621	417,948	417,595	528,268	715,236
Paintings, drawings, engravings, prints and buildings plans, &c., also paintings in oil, &c.....	§	142,007	365,569	258,763	407,506	319,666	472,230
Paints and colours :—							
Dry white and red lead orange mineral and zinc white.....	Lbs.	7,849,288	10,859,672	8,619,858	10,230,268	10,866,525	11,148,666
	§	292,218	381,959	339,601	349,528	364,716	359,101
All other.....	§	340,190	326,490	292,590	295,602	310,207	278,500
Totals.....	§	632,408	708,449	632,191	645,130	674,923	637,601
Paper and manufactures of :—							
Calendered, including writing and note paper.....	§	240,151	253,888	229,114	234,717	218,330	147,886
Envelopes, papetries, blank books and manufactures of paper.....	§	437,394	456,133	400,995	431,736	429,864	387,013
All other.....	§	454,605	525,682	521,233	546,878	546,668	484,928
Totals.....	§	1,132,150	1,235,703	1,151,342	1,213,331	1,194,862	1,019,827
Perfumery.....	§	97,479	94,970	100,983	93,563	106,866	100,276
Pickles and sauces.....	Galls.	102,200	90,974	102,729	98,915	91,343	100,798
	§	108,364	101,840	114,762	120,969	110,745	113,501
Plants and trees.....	§	128,749	137,191	152,608	146,401	143,341	131,425
Precious stones, &c. :—							
Diamonds, unset, or diamond dust or bort and black diamonds for borers.....	§	206,279	110,480	73,058	55,843	101,176	169,619
All other.....	§	18,211	34,692	21,964	12,941	21,059	21,239
Totals.....	§	224,490	145,172	95,022	68,784	122,235	190,858
Provisions :—							
Butter.....	Lbs.	973,843	1,633,332	462,485	513,237	273,894	884,869
	§	144,249	249,100	90,975	270,857	54,943	161,396
Cheese.....	Lbs.	7,057,171	13,611,097	10,774,948	10,254,713	8,597,661	9,056,510
	§	631,593	1,194,238	900,798	924,107	780,172	822,818
Meats :—							
Bacon and hams.....	Lbs.	3,661,120	4,423,774	2,568,694	1,028,385	671,588	503,412
	§	336,980	330,424	207,980	96,116	77,191	53,444
Beef, salted, in barrel.....	Lbs.	5,094,998	7,745,026	3,875,301	3,585,528	3,599,113	3,672,424
	§	206,643	299,303	148,763	149,912	145,210	153,000
Pork, barrelled, in brine.....	Lbs.	15,712,971	17,763,284	11,818,933	9,819,087	4,165,346	5,110,874
	§	1,024,055	861,506	633,372	504,709	300,701	382,078

SESSIONAL PAPER No. 10

Articles of Merchandise Imported into Canada, &c.—Continued.

QUANTITIES AND VALUES.

1895.	1896.	1897.	1898.	1899.	1900.	1901.	1902.	1903.
705,470	647,997	556,297	692,167	933,049	1,106,783	1,190,456	1,283,918
187,418	189,475	153,547	222,538	298,134	355,957	423,705	450,073	563,933
130,585	154,014	154,664	220,039	246,590	268,226	249,997	294,754	304,900
428,626	426,598	453,372	536,942	570,402	663,896	699,985	710,918	781,731
748,286	679,514	745,523	897,684	1,173,579	1,373,906	1,702,573	1,697,647	1,435,262
359,177	346,669	365,778	328,566	741,765	842,073	668,965	808,648	717,328
8,636,888	11,740,254	10,420,209	12,704,447	14,378,909	14,859,143	10,307,548	15,612,031	19,247,877
277,832	368,178	351,099	449,685	511,284	638,869	462,353	603,621	759,459
253,275	308,275	264,354	318,291	368,192	399,389	464,155	547,912	616,191
531,107	676,453	615,453	767,976	879,476	1,038,258	926,508	1,151,533	1,375,650
3,236	1,800	1,335	4,539	11,774	11,477	9,385	8,571
334,336	329,273	356,389	398,741	426,480	457,381	474,178	502,739	514,873
644,629	671,361	649,094	738,716	820,232	957,447	1,313,957	1,431,485	1,605,379
982,201	1,002,434	1,006,818	1,141,996	1,258,486	1,426,305	1,797,520	1,942,795	2,120,252
101,443	114,761	103,786	103,945	115,328	124,800	149,212	143,195	170,921
107,496	122,947	150,467	200,596	213,483	291,669	295,897	291,792	439,306
100,399	106,351	125,937	173,708	184,387	245,104	242,003	233,929	313,514
137,278	130,167	103,983	69,579	76,794	88,058	102,076	127,719	146,116
239,057	292,071	464,667	328,539	382,724	461,792	611,978	728,489	884,054
39,741	99,779	61,941	78,910	81,899	178,142	153,064	135,372	370,385
278,798	391,850	526,608	407,449	464,623	629,934	765,042	863,861	1,254,439
377,025	765,656	1,643,302	3,433,922	2,334,400	2,036,992	1,445,627	782,210	530,445
60,425	132,018	256,017	546,342	428,022	606,183	335,632	179,479	141,146
10,328,476	4,298,222	7,315,529	11,557,458	8,526,408	4,481,016	5,581,664	2,421,015	1,081,255
969,497	321,082	615,845	928,600	668,082	547,443	610,127	245,489	132,374
869,624	1,564,598	2,230,907	9,997,198	7,322,764	5,275,929	6,476,014	5,491,935	2,897,415
90,506	143,618	192,268	719,942	558,403	519,996	726,225	656,024	414,444
3,246,264	2,614,043	2,539,834	1,957,732	1,701,685	2,288,281	2,277,783	2,388,866	2,115,154
136,446	110,574	91,772	88,722	85,115	107,550	108,811	123,242	121,249
3,968,220	5,552,287	3,636,221	6,526,900	8,360,710	5,804,382	6,765,294	7,064,653	5,637,990
260,792	270,826	143,401	317,487	429,022	305,568	460,277	587,784	515,704

3-4 EDWARD VII., A. 1904

No. 13.—STATEMENT of the Quantities and Values of the Principal

PRINCIPAL ARTICLES.	QUANTITIES AND VALUES.					
	1889.	1890.	1891.	1892.	1893.	1894.
Provisions— <i>Con.</i>						
Meats— <i>Con.</i>						
Dried or smoked meats and meats preserved in any other way than salted or pickled.....	Lbs. 1,023,301 \$ 94,079	1,077,421 114,744	1,297,893 141,573	1,362,974 135,283	1,501,004 143,572	1,396,585 138,515
All other provisions.....	\$ 786,370	499,010	295,830	176,807	127,400	180,553
Totals.....	\$ 3,223,069	3,548,325	2,419,291	2,257,791	1,629,189	1,901,804
Rags.....	Cwt. 95,659 \$ 231,631	1,072,068 227,400	88,019 199,795	262,030 227,488	125,676 239,434	101,858 191,660
Resin or rosin.....	Bls. 19,863 \$ 62,967	19,252 61,384	23,794 80,096	25,481 97,107	23,889 97,750	22,022 90,670
Ribbons.....	\$ 587,068	717,346	660,315	445,329	549,961	543,434
Salt.....	Lbs. 192,108,953 \$ 292,511	173,365,506 309,685	211,016,519 381,610	220,668,427 381,351	211,738,847 360,941	212,430,744 381,497
Seeds and bulbous roots :—						
Flaxseed.....	Bush. 1,454 \$ 3,351	30,832 42,521	133,203 160,616	160,616 169,741	11,713 12,637	193,017 204,720
Garden, field and other seeds for agricultural or other purposes, N.O.P., when in bulk or in large parcels.....	\$ 81,036	186,062	257,220	429,485	427,520	400,039
All other.....	\$ 612,468	259,271	48,678	134,288	51,716	59,493
Totals.....	\$ 696,855	487,854	466,514	733,514	491,873	664,252
Silk and manufactures of :—						
Fabrics.....	\$ 587,464	598,063	560,691	613,974	820,874	823,529
Handkerchiefs.....	\$ 105,174	110,884	119,274	128,908	139,731	128,167
Clothing, including corsets prior to 1898.....	\$ 124,072	175,887	200,272	196,635	300,781	282,738
Silk, raw, or as reeled from the cocoon, &c.....	Lbs. 43,910 \$ 162,373	49,040 192,824	43,428 171,940	78,245 260,299	54,619 206,325	61,147 203,040
Velvets.....	Yds. 366,842 \$ 196,920	350,605 189,660	272,200 163,102	266,126 151,683	215,664 128,577	311,098 163,193
All other.....	\$ 1,200,340	1,099,938	1,027,435	987,499	882,643	576,208
Totals.....	\$ 2,376,343	2,367,256	2,242,714	2,338,998	2,478,931	2,176,875
Soap.....	Lbs. 1,465,363 \$ 114,343	1,039,178 140,232	1,745,777 151,094	2,064,183 167,763	2,417,195 184,748	2,055,010 157,826
Spices.....	Lbs. 2,008,400 \$ 223,525	2,090,125 211,514	2,103,202 219,760	1,925,448 182,088	2,067,451 193,425	1,552,264 139,001
Spirits and wines :—						
Brandy.....	Galls. 217,082 \$ 386,577	231,146 399,802	204,463 359,158	222,346 394,575	212,027 363,543	190,031 303,386
Gin of all kinds, N.E.S.....	Galls. 541,509 \$ 193,753	581,998 222,030	390,598 155,593	406,063 174,581	486,070 182,058	428,490 157,151

SESSIONAL PAPER No. 10

Articles of Merchandise Imported into Canada, &c.—Continued.

QUANTITIES AND VALUES.

1895.	1896.	1897.	1898.	1899.	1900.	1901.	1902.	1903.
1,332,601 139,823 97,518	1,206,403 116,454 133,469	1,080,300 96,973 176,013	1,277,144 122,265 270,483	2,792,300 246,932 310,039	2,987,923 291,354 387,884	2,420,173 274,256 570,248	1,597,464 193,328 565,366	1,411,959 164,613 365,480
1,695,007	1,228,041	1,572,289	2,993,841	2,725,615	2,895,978	3,085,576	2,550,712	1,855,010
247,231 193,861 27,093 85,822	370,224 241,822 27,200 112,499	105,741 191,697 33,098 101,221	504,988 339,526 *108,376 99,090	404,976 298,561 *108,262 94,237	1,551,557 306,843 *84,972 111,760	390,028 225,924 *103,304 125,363	367,373 167,902 *132,415 147,613	241,286 295,120 *160,615 194,292
564,563 210,182,752 362,565	799,495 212,670,347 363,433	599,019 227,756,250 345,587	661,954 204,733,297 327,594	854,113 194,817,958 300,339	715,951 204,583,033 325,436	643,628 227,521,291 373,306	798,730 252,231,125 424,780	1,093,470 247,263,104 402,957
44,813 37,400	28,952 30,440	232 375	†3,349,892 67,432	†45,708,682 1,119,539	†51,184,541 1,366,436	†15,328,360 700,480	†54,049,308 1,871,333	†48,286,126 1,376,537
497,794 61,359	623,289 73,132	672,378 67,377	465,454 68,196	381,868 70,413	525,567 82,302	575,719 85,973	443,244 128,716	475,322 137,144
596,553	726,861	740,130	601,082	1,571,820	1,974,305	1,362,172	2,443,293	1,989,003
854,421 110,672 353,626 44,178 123,970	905,347 104,278 344,123 62,288 190,557	760,594 80,606 252,704 44,955 133,354	1,331,512 69,042 231,795 70,631 226,724	2,090,157 90,080 241,780 75,824 263,543	2,452,908 107,211 251,704 61,832 277,708	2,363,128 115,368 241,909 78,589 261,637	2,642,626 108,894 224,591 106,637 352,134	2,888,725 112,803 234,154 101,833 367,928
294,779 138,225	406,488 171,764	296,602 133,687	537,571 199,473	819,562 321,604	763,213 274,625	578,347 233,523	622,992 279,811	785,525 370,118
232,165	261,031	272,510	213,468	182,158	151,113	167,933	179,158	198,377
1,813,079	1,977,100	1,633,455	2,272,014	3,189,322	3,515,269	3,383,498	3,787,214	4,172,105
2,919,933 216,018 2,009,658 155,612	3,360,468 245,116 2,033,564 149,757	3,833,283 263,648 1,880,485 138,036	4,448,164 290,773 2,369,593 197,590	6,216,927 381,198 1,971,069 188,687	7,292,097 449,341 2,119,717 223,224	5,998,358 366,179 2,171,867 221,382	4,711,482 318,390 2,588,099 251,973 346,554 2,694,581 236,457
195,175 299,914 435,283 143,660	153,339 245,220 375,280 140,299	183,060 264,017 455,145 161,668	194,403 300,350 494,989 186,002	211,875 310,650 534,227 223,915	233,403 350,718 595,367 258,573	245,785 393,556 673,712 317,673	291,311 436,251 594,691 270,982	310,360 475,386 749,231 350,175

* Cwt.

† Lbs.

3-4 EDWARD VII., A. 1904

No. 13.—STATEMENT of the Quantities and Values of the Principal

PRINCIPAL ARTICLES.	QUANTITIES AND VALUES.					
	1889.	1890.	1891.	1892.	1893.	1894.
Spirits and wines— <i>Con.</i>						
Whiskey	{ Galls. 175,247 \$ 195,299	209,847 229,636	229,879 249,464	245,394 279,311	272,497 307,454	247,808 285,242
All other spirits.	{ Galls. 185,053 \$ 97,553	165,971 101,672	131,979 101,854	176,525 135,195	196,363 120,864	156,933 94,323
Wines, non-sparkling.	{ Galls. 511,728 \$ 411,514	568,496 464,776	457,011 406,688	467,935 412,497	446,322 367,691	488,200 344,169
" sparkling.	\$ 121,910	170,917	246,752	177,990	203,448	136,942
Totals	\$ 1,406,606	1,588,833	1,519,509	1,574,149	1,545,058	1,321,213
Stone and manufactures of.	\$ 274,479	348,856	343,392	217,561	193,575	189,670
Sugar, syrup and molasses—						
Sugar, N.E.S.	{ Lbs. 202,937,618 \$ 5,570,466	189,282,237 5,580,574	227,248,254 5,380,424	292,361,259 7,806,737	247,391,847 6,510,579	307,153,338 8,518,568
Molasses and syrup.	{ Galls. 4,520,701 \$ 1,047,704	4,389,156 1,159,609	4,693,505 1,069,410	4,241,484 918,250	4,176,383 885,002	4,378,448 885,120
All other	\$ 165,793	163,737	133,082	149,302	144,290	126,340
Totals.	\$ 6,783,963	6,903,920	6,573,916	8,874,289	7,539,871	9,530,928
Tea.	{ Lbs. 17,476,467 \$ 3,008,619	18,455,475 3,974,779	17,990,630 2,978,416	22,718,181 3,665,485	18,049,854 2,976,127	20,551,739 3,054,570
Tobacco and manufactures of—						
Cigars and cigarettes.	{ Lbs. 88,342 \$ 211,192	89,998 231,114	99,070 257,123	86,529 231,091	93,439 259,215	90,133 234,011
Tobacco, unmanufactured.	{ Lbs. 9,574,257 \$ 1,340,344	11,839,755 1,424,231	12,322,477 1,617,700	14,743,221 1,842,098	14,340,741 1,833,619	13,782,917 1,766,099
All other.	{ Lbs. 169,177 \$ 69,374	161,911 67,796	190,431 65,819	194,211 49,648	118,816 42,433	127,171 45,013
Totals.	{ Lbs. 9,831,776 \$ 1,620,910	12,091,664 1,723,141	12,611,978 1,940,642	15,023,961 2,122,837	14,552,996 2,135,267	14,000,221 2,045,123
Tobacco pipes of all kinds, pipe mounts, cigar and cigarette holders and cases for same, smokers' sets and cases there- for, and tobacco pouches.	\$ 122,075	139,972	114,011	167,079	164,588	180,246
Turpentine, spirits of.	{ Galls. 368,719 \$ 194,713	488,929 222,043	470,783 201,578	554,268 200,919	496,224 164,927	536,898 160,356
Umbrellas, parasols, and sun- shades of all kinds.	\$ 303,336	330,144	297,872	270,117	292,349	206,021
Vegetables.	\$ 205,945	272,763	238,479	244,418	210,801	231,354
Watches, and parts of	\$ 575,161	653,924	507,826	396,892	402,790	348,230
Webbing.	\$	6,433	113,016	121,191	129,593	114,058

SESSIONAL PAPER No. 10

Articles of Merchandise Imported into Canada, &c.—Continued.

QUANTITIES AND VALUES.

1895.	1896.	1897.	1898.	1899.	1900.	1901.	1902.	1903.
280,439 293,887	306,928 311,037	244,246 317,433	308,171 422,909	376,626 523,819	431,685 618,556	484,235 699,739	477,638 681,550	531,677 803,644
182,250 94,594	171,863 85,153	181,977 73,121	206,393 93,090	312,394 128,907	271,079 161,153	273,992 167,674	295,594 159,603	346,361 172,388
415,111 310,813	397,737 289,536	368,646 249,117	407,032 273,388	407,947 292,269	467,277 344,669	464,702 353,344	488,551 359,890	520,270 375,308
107,208	125,912	142,189	191,760	240,988	249,922	234,603	238,000	224,680
1,250,076	1,197,157	1,207,545	1,467,499	1,720,548	1,983,591	2,166,589	2,146,276	2,401,581
170,804	179,245	154,876	174,100	208,202	239,993	243,012	317,860	374,713
389,445,383 8,286,472	272,289,188 6,054,546	290,527,519 6,387,934	261,755,049 5,258,213	269,599,292 6,065,129	319,815,422 7,554,012	340,291,611 7,953,340	391,358,949 7,905,044	359,788,727 6,472,935
4,259,935 854,168	4,475,616 953,924	4,646,623 817,843	3,834,022 612,421	3,953,710 813,602	4,666,677 1,217,027	4,446,759 1,071,090	5,120,870 921,588	4,141,815 818,824
122,291	120,731	110,815	161,872	171,208	243,170	320,956	275,626	244,445
9,262,931	7,129,201	7,316,592	6,032,506	7,049,939	9,014,209	9,345,386	9,102,258	7,536,204
20,595,770 3,115,324	22,668,171 3,252,038	24,344,982 3,313,048	20,052,264 2,726,014	25,102,685 3,528,807	24,998,726 3,611,014	23,095,938 3,189,567	19,682,053 2,977,129	24,072,497 3,473,052
85,682 221,935	94,588 239,331	93,683 228,881	68,179 160,212	71,058 195,929	98,064 286,742 339,019	101,265 313,543	120,382 359,311
12,422,326 1,426,525	10,638,389 1,464,810	15,816,279 2,010,107	5,912,802 1,061,716	11,950,177 1,715,451	9,925,775 1,731,366	9,284,971 1,555,851	11,877,862 2,020,099	14,778,471 2,503,517
92,485 35,995	81,127 34,075	101,175 47,505	142,878 62,674	251,051 116,951	327,068 139,716	1,108,693 277,550	316,364 156,834	332,872 178,200
12,600,493 1,684,455	10,814,104 1,738,216	16,011,137 2,286,493	6,123,859 1,284,602	12,272,286 2,028,331	10,350,907 2,157,824 2,172,420	12,295,491 2,490,476	15,231,725 3,041,028
136,910	121,943	140,611	159,271	191,890	214,057	292,895	303,683	368,603
533,202 157,486	567,923 162,348	566,482 153,483	712,949 212,103	607,090 228,995	725,328 359,675	808,037 309,339	729,035 311,773	784,013 437,058
195,607	168,297	111,470	116,835	131,238	109,890	81,864	72,224	62,041
219,985	220,560	220,563	309,142	328,332	413,149	445,385	430,397	717,866
281,231	298,861	457,927	451,061	427,198	500,018	624,000	742,558	872,753
102,297	74,306	80,577	131,788	121,624	139,750	138,700	156,738	164,393

3-4 EDWARD VII., A. 1904

No. 13.—STATEMENT of the Quantities and Values of the Principal

PRINCIPAL ARTICLES.	QUANTITIES AND VALUES.					
	1889.	1890.	1891.	1892.	1893.	1894.
Wood and manufactures of:—						
Furniture, house, cabinet or office..... \$	290,512	354,689	318,518	336,513	312,989	276,989
Sawed boards, planks, deals, and other lumber undressed or dressed on one side only. { M. ft. \$						
Manufactures of wood, N.E.S. \$	437,445	452,550	396,924	332,712	307,125	300,066
Lumber and timber, N.E.S.... \$	420,421	353,234	184,930	98,151	104,015	135,325
Timber, squared or sided, N.E.S. { Tons. \$						
Logs and round unmanufactured timber, N.O.P. \$	360,337	256,475	859,898	232,723	266,990	685,110
Cherry, chestnut, gumwood and hickory and whitewood { M. ft. \$	3,302	3,523	4,175	4,121	5,983	6,050
Oak..... { M. ft. \$	3,531	5,822	12,244	10,636	9,859	9,547
Pitch pine..... { M. ft. \$	4,037	9,080	6,924	6,569	3,056	8,697
Walnut. { M. ft. \$	3,812	4,342	2,421	2,749	2,152	1,574
All other..... \$	741,751	992,509	768,409	800,412	827,646	785,672
Totals..... \$	2,665,481	2,946,920	3,170,823	2,418,039	2,375,132	2,792,436
Wool and manufactures of:—						
Cassimeres, cloths and doe- skins..... { Lbs. \$	2,002,942	2,045,257	1,927,387	2,301,304	2,436,173	2,339,195
Coatings and overcoatings. { Lbs. \$	1,339,421	1,268,438	1,086,999	1,089,682	1,286,257	926,494
Tweeds..... { Lbs. \$	1,260,479	1,435,996	1,156,214	939,509	1,050,143	754,153
Flannels, including plain and checked, of all colours..... { Lbs. \$	324,116	334,995	244,499	279,539	273,791	226,993
Shirts and drawers and hosiery knitted goods, N.E.S. { Lbs. \$	413,700	520,222	332,127	424,390	319,594	252,988
Shawls..... \$	207,373	178,136	118,834	133,386	155,181	123,887
Socks and stockings of wool, worsted, the hair of the paca goat, &c..... { Lbs. \$	289,027	336,926	325,727	349,837	445,277	407,267
Yarns (except mohair prior to 1899)..... { Lbs. \$	187,029	151,846	180,729	281,141	259,868	258,156
Wool not further prepared than washed, N.E.S. { Lbs. \$	140,667	116,759	136,528	197,860	172,721	166,831
Wool not further prepared than washed, N.E.S. { Lbs. \$	10,664,166	8,905,261	7,848,802	10,224,086	10,503,645	7,166,253
	1,605,355	1,729,056	1,398,746	1,694,702	1,651,440	1,085,254

† Yards. ‡ Pairs.

SESSIONAL PAPER No. 10

Articles of Merchandise Imported into Canada, &c.—Continued.

QUANTITIES AND VALUES.

1895.	1896.	1897.	1898.	1899.	1900.	1901.	1902.	1903.
262,778	276,463	285,512	282,565	327,719	395,509	444,206	489,306	592,608
13,266	22,259	32,347	32,652	46,870	36,309	52,574	51,712	60,900
177,526	255,712	331,937	384,767	569,416	574,383	704,868	675,910	892,360
248,595	302,241	337,735	304,820	370,839	502,994	478,707	568,948	657,138
20,057	14,614	8,600	7,819	14,957	10,431	16,177	10,236	39,810
37,607	68,813	68,420	462,363	199,132	199,415	210,073	472,967	690,951
187,367	341,048	357,132	136,918	406,845	432,224	262,863	665,817	389,267
399,748	286,718	189,577	7,212	6,918	7,623	5,731	5,543	7,439
4,826	5,745	5,428	227,280	208,321	272,462	197,379	186,872	305,657
142,516	145,326	156,833	24,863	19,703	29,548	27,643	34,037	38,055
8,627	8,556	16,001	484,782	543,536	887,274	804,180	941,004	1,268,053
184,202	207,191	339,540	16,813	15,642	19,089	23,596	15,884	23,714
7,701	7,579	10,936	295,748	304,209	398,211	444,732	344,567	559,045
139,253	131,540	162,906	2,322	1,566	2,525	1,581	1,317	1,183
1,399	1,645	1,528	56,049	50,404	86,659	57,906	49,286	55,608
55,678	52,998	44,550	863,551	1,086,414	1,243,736	1,322,787	1,494,527	1,539,917
656,690	890,345	787,906	3,506,662	4,081,792	5,063,298	4,943,878	5,899,440	6,990,414
2,474,410	2,904,196	3,002,228	2,172,218	2,815,153	2,504,211	3,673,196	3,823,743	4,289,000
2,275,996	2,463,701	1,883,151	1,170,536	1,559,978	1,384,631	1,883,957	1,939,672	2,381,665
1,528,602	1,644,503	1,204,191	947,939	953,124	989,364	973,467	1,128,505	1,608,586
1,042,249	919,462	734,331	493,290	558,821	592,331	485,324	642,042	944,809
628,225	549,180	443,574	791,388	849,870	1,427,821	1,241,095	1,874,787	2,585,347
510,740	587,382	587,893	428,650	513,513	843,625	748,765	1,028,400	1,397,482
371,328	412,582	411,982	360,856	475,568	542,522	635,702	824,270	756,054
142,004	109,566	109,477	57,402	64,810	84,334	120,126	153,398	139,385
95,120	70,355	58,427	161,042	210,763	125,329	93,200	82,465	105,644
143,620	183,534	144,857	57,114	77,448	73,174	93,656	87,444	111,461
180,730	239,790	161,203	620,628	640,781	512,788	3,643,572	4,300,824	6,206,424
91,120	71,102	58,466	488,664	648,157	635,239	526,548	572,183	887,742
12,790,148	13,420,959	12,952,295	13,620,628	14,640,781	15,128,788	16,643,572	17,300,824	18,206,424
402,594	503,557	415,081	488,664	648,157	635,239	526,548	572,183	887,742
479,103	343,226	347,072	462,723	735,043	909,089	1,014,563	1,481,542	2,130,610
199,988	177,150	162,156	213,195	311,861	407,311	409,864	531,062	811,153
7,750,050	8,992,244	5,704,194	11,785,899	9,413,739	8,054,699	8,574,605	10,360,738	7,994,702
1,129,389	1,215,580	878,339	1,885,489	1,335,096	1,574,834	1,292,895	1,374,054	1,239,998

3-4 EDWARD VII., A. 1904

No. 13.—STATEMENT of the Quantities and Values of the Principal

PRINCIPAL ARTICLES.	QUANTITIES AND VALUES.					
	1889.	1890.	1891.	1892.	1893.	1894.
Wool and manufactures of:— <i>Con.</i>						
All fabrics composed wholly or in part of wool, worsted, &c.	Yds. 23,677,187	22,469,029	20,539,831	19,866,596	22,579,859	16,759,125
Clothing, ready-made, and wearing apparel of every description, (except knitted goods).. . . .	\$ 3,578,607	3,730,549	3,355,840	3,497,006	3,781,191	3,365,297
Carpets, Brussels.	{ Yds. 3,355,622	{ 798,132	{ 724,437	{ 729,873	{ 708,654	{ 632,511
" tapestry	{ \$ 973,212	{ 499,070	{ 494,109	{ 505,313	{ 448,733	{ 387,048
" other.	{ Yds. 127,922	{ 1,311,747	{ 1,507,162	{ 1,574,182	{ 1,880,160	{ 1,669,908
Felt: pressed, of all kinds, not filled or covered by or with any woven fabric	{ \$ 63,099	{ 470,526	{ 507,831	{ 477,348	{ 588,560	{ 491,489
All other.	{ \$ 109,031	{ 79,959	{ 79,590	{ 82,018	{ 83,909	{ 83,238
Totals	\$ 11,949,584	12,833,353	11,365,985	12,089,398	12,654,136	10,603,614
Miscellaneous Articles:—						
Articles imported by, and for the use of the Dominion Government or any of the Departments thereof, or by and for the Senate and House of Commons, &c., &c.	\$ 662,389	599,503	412,209	297,473	355,806	423,658
Articles for the use in the Army and Navy.	\$ 122,088	370,194	408,434	487,468	637,806	470,735
Articles for use in the fisheries.	\$ 448,720	428,464	435,333	473,082	434,057	444,540
Settlers' effects.	\$ 1,797,112	1,810,217	1,778,556	2,024,718	2,210,794	3,322,499
Coin and bullion.	\$ 575,251	1,083,011	1,811,170	1,818,530	6,534,200	4,023,072
Total values of principal and other articles.	\$ 115,224,931	121,858,241	119,967,638	127,406,068	129,074,268	123,474,940

SESSIONAL PAPER No. 10

Articles of Merchandise Imported into Canada, &c.—*Concluded.*

QUANTITIES AND VALUES.

1895.	1896.	1897.	1898.	1899.	1900.	1901.	1902.	1903.
13,054,410 2,661,481	15,374,555 3,183,124	12,375,023 2,537,690	3,024,634	3,377,094	3,359,856	3,099,154	3,386,593	3,754,413
830,148	846,069	820,707	972,820	1,151,674	1,151,933	1,155,914	1,211,185	1,321,563
528,914 320,910	574,078 323,958	416,245 234,911	488,278 288,315	667,393 414,688	811,104 493,789	651,578 410,847	663,991 419,655	859,698 553,057
1,233,356 369,449 219,671 76,290	1,229,215 392,781 259,106 82,960	1,074,601 333,125 140,947 49,859	1,233,475 403,559 55,092 27,196	1,444,352 468,916 71,024 32,000	1,404,427 465,648 60,945 32,193	1,410,483 469,860 68,633 42,621	1,576,839 560,122 161,461 97,137	1,848,221 658,415 374,820 260,643
325,496 116,911	348,104 125,088	402,696 128,054	463,578 183,323	449,988 178,083	432,748 173,399	488,858 182,062	565,402 192,592	613,442 214,140
114,535	151,658	127,689	274,790	277,906	330,393	228,953	345,103	348,732
9,116,820	9,989,437	8,025,454	10,135,019	11,180,808	11,728,019	11,243,746	12,623,107	15,130,302
207,522	314,767	234,811	354,367	856,451	712,133	1,646,337	2,607,664	1,407,060
552,242	473,756	1,693,511	635,482	387,930	597,643	632,616	523,954	90,820
518,891	525,141	540,626	496,047	50,380	627,528	653,968	737,400	777,038
2,540,681	2,188,975	2,233,730	2,828,675	2,805,956	3,065,410	3,740,630	4,580,481	6,442,724
4,576,620	5,226,319	4,676,194	4,390,844	4,705,134	8,297,438	3,537,294	6,311,405	8,976,797
110,781,682	118,011,508	119,218,609	140,323,053	162,764,308	189,622,513	190,415,525	212,270,158	241,214,961

3-4 EDWARD VII., A. 1904

No. 14.—STATEMENT of the Quantities and Values of the Principal Articles of Mer-
(From Canadian

PRINCIPAL ARTICLES.		QUANTITIES AND VALUES.					
		1889.	1890.	1891.	1892.	1893.	1894.
Animals, living :—							
Cattle, horned.. . . .	No.	102,980	81,478	117,765	107,180	107,225	86,063
	\$	5,714,526	6,952,185	8,774,769	7,749,399	7,745,103	6,499,717
Horses.....	No.	17,874	16,709	11,868	11,306	13,387	9,414
	\$	2,226,892	2,007,533	1,572,564	1,484,431	1,588,007	1,178,806
Sheep.....	No.	360,939	316,013	299,587	331,276	362,455	234,100
	\$	1,276,918	1,276,999	1,150,865	1,429,067	1,288,540	849,651
All other.....	\$	120,876	118,384	65,357	64,071	224,717	79,008
Totals.....	\$	9,339,212	10,355,101	11,563,555	10,726,968	10,846,367	8,607,182
Books, photographs, &c....	\$	66,303	89,441	93,385	99,121	92,487	84,566
Breadstuffs, viz. :—							
Grain :—							
Barley.....	Bush.	9,948,217	9,975,911	4,892,334	5,202,768	2,044,235	597,405
	\$	6,464,592	4,600,422	2,929,885	2,613,363	946,151	264,200
Beans.....	Bush.	303,383	185,806	324,065	315,872	276,955	218,897
	\$	406,925	252,785	496,507	412,553	356,840	265,900
Buckwheat.....	Bush.					594,604	511,216
	\$					277,681	277,033
Indian corn.....	Bush.	4,386,259	6,624,746	3,554,255	2,050,656	2,839,209	10,382,630
	\$	2,191,110	2,999,843	1,803,453	1,340,755	1,527,498	4,955,397
Oats.....	Bush.	417,906	846,895	345,647	6,440,048	7,278,194	3,359,525
	\$	154,119	277,805	156,846	2,249,932	2,555,322	1,236,570
Pease, whole.....	Bush.	1,982,853	2,488,142	2,567,564	4,444,548	3,255,812	3,194,216
	\$	1,449,417	1,714,633	1,858,343	3,266,078	2,441,437	2,237,516
" split.....	Bush.		239,971	186,801	207,535	158,536	184,530
	\$		170,279	174,282	195,381	137,198	154,005
Rye.....	Bush.		504,967	379,912	2,597,927	298,589	204,334
	\$		254,897	250,440	2,178,761	225,331	114,351
Wheat.....	Bush.	1,785,349	2,580,801	4,539,363	13,659,020	13,008,029	14,180,252
	\$	1,744,957	2,394,130	4,102,734	12,056,832	10,152,016	9,556,783
All other.....	Bush.	71,261	47,756	89,748	706,583	39,958	4,503
	\$	40,083	24,0028	37,108	377,411	22,433	1,999
Totals, grain.. . . .	Bush.	18,895,225	23,494,995	16,870,689	35,624,957	29,794,121	32,837,508
	\$	12,451,203	12,688,822	11,809,598	24,691,066	18,641,907	19,063,759
Grain products, viz. :—							
Bran.....	Cwt.	88,376	107,398	190,474	187,688	255,648	134,564
	\$	72,080	87,153	163,788	146,126	181,152	96,549
Oatmeal.....	Bush.	63,731	89,122	11,988	103,174	156,512	92,262
	\$	237,937	306,991	45,987	415,315	626,477	319,783
Wheat flour.....	Brls.	156,360	149,959	313,280	399,118	431,116	480,275
	\$	769,478	661,072	1,460,300	1,860,49.	1,798,878	1,842,875
All other	\$	187,773	234,138	105,648	56,980	17,328	12,220
Totals, grain products.	\$	1,267,268	1,289,354	1,775,723	2,478,912	2,623,835	2,271,427
All other breadstuffs . . .	\$	11,172	16,509	14,658	17,542	78,980	44,919
Totals, breadstuffs.	\$	13,729,643	13,994,685	13,599,979	27,187,520	21,344,722	21,380,105

SESSIONAL PAPER No. 10

Merchandise Exported from Canada during the Fiscal Years ended June 30, 1889 to 1903.
(Returns.)

QUANTITIES AND VALUES.

1885.	1886.	1887.	1888.	1889.	1900.	1901.	1902.	1903.
93,806 7,121,148	104,735 7,086,822	161,377 7,159,599	213,064 8,729,990	212,504 8,576,371	205,581 9,090,696	169,337 9,068,860	184,692 10,699,630	176,945 11,370,262
15,332 1,547,867	22,887 2,441,118	19,208 1,952,071	16,423 1,840,989	13,505 1,077,907	10,893 1,269,535	8,819 1,075,901	14,558 1,764,428	6,371 1,038,408
291,862 1,627,089	393,339 2,154,623	313,410 1,002,011	351,789 1,272,077	405,334 1,541,132	459,944 1,894,612	394,948 1,628,731	348,895 1,496,771	401,619 1,658,874
61,375	91,075	150,036	71,714	95,992	75,759	136,119	146,087	388,032
10,357,479	11,773,638	10,263,717	11,914,770	11,291,402	12,336,002	11,909,611	14,106,916	14,455,576
85,981	96,081	119,959	147,985	135,154	178,731	164,700	184,246	209,639
1,708,370 720,718	840,726 316,029	1,831,094 566,505	527,158 199,068	386,768 179,519	2,551,949 1,200,852	2,490,403 1,173,219	457,117 231,199	947,012 457,233
351,035 425,486	254,503 259,004	264,744 195,543	273,684 200,093	304,537 239,238	312,443 335,542	310,654 418,810	154,131 225,813	51,095 79,801
379,794 174,056	405,000 173,689	479,555 181,733	721,219 297,491	334,492 178,637	274,580 146,055	429,334 227,717	314,550 175,517	314,349 175,394
1,535,356 800,365	2,499,080 1,131,429	7,229,897 2,749,953	14,332,939 5,167,043	16,150,779 6,411,495	11,761,024 4,758,778	12,220,975 5,507,245	2,690,748 1,287,789	2,132,908 1,085,601
935,814 323,549	1,001,956 285,418	7,247,991 1,835,721	10,925,602 3,320,718	11,093,279 3,536,937	8,059,963 2,489,048	10,122,262 3,103,575	5,187,113 2,104,883	7,753,049 2,632,886
2,130,778 1,622,919	1,564,545 1,142,907	3,971,815 2,310,710	3,115,918 1,729,444	2,787,816 1,837,303	2,913,842 2,003,164	3,674,113 2,490,931	1,817,454 1,591,586	1,149,157 1,056,266
128,346 107,740	212,168 168,304	149,254 100,218	129,347 104,287	132,250 123,493	165,216 155,694	201,148 193,154	196,349 222,954	
62,942 33,003	50,228 22,822	482,157 226,000	1,540,933 827,973	896,335 572,593	569,198 335,899	1,169,006 708,156	804,013 484,073	1,205,022 701,288
11,945,658 7,326,736	13,219,302 8,007,957	13,141,338 9,265,326	23,914,628 21,933,102	17,468,559 14,043,972	22,456,517 16,368,889	18,936,252 13,622,930	36,446,357 26,410,101	38,998,923 29,088,781
7,489 2,861	269 206	1,761 546	3,256 1,433	7,539 3,926	1,907 1,260	4,190 1,954	32,039 15,985	5,450 3,299
19,185,582 11,537,433	20,047,777 11,507,765	34,799,606 17,432,255	55,514,684 33,780,632	49,567,354 27,127,113	49,066,633 27,795,181	49,558,337 27,447,691	48,099,871 32,749,900	52,556,965 35,280,549
119,137 87,259	139,472 112,568	173,849 122,570	270,684 165,848	229,340 168,120	192,567 145,206	321,175 243,215	383,601 237,178	351,666 242,100
80,263 276,310	110,577 365,550	153,865 468,399	176,821 554,759	119,986 396,568	145,867 474,991	151,851 467,807	91,706 344,332	145,036 538,119
325,329 1,119,163	244,290 895,148	481,764 1,720,351	1,254,864 5,446,016	808,605 3,145,874	771,022 2,800,347	1,121,901 4,030,746	1,086,693 3,969,135	1,288,002 4,700,651
17,589	15,875	20,641	19,782	12,575	28,660	36,729	62,020	42,397
1,500,321 24,775	1,889,141 37,224	2,331,971 43,674	6,186,405 19,916	3,723,137 70,383	3,449,204 45,508	4,778,497 60,399	4,612,665 53,318	5,523,297 53,358
13,062,529	12,934,230	19,807,900	39,986,973	30,920,633	31,289,893	32,286,587	37,415,883	40,857,204

3-4 EDWARD VII., A. 1904

No. 14.—STATEMENT of the Quantities and Values of the Principal

PRINCIPAL ARTICLES.	QUANTITIES AND VALUES.					
	1889.	1890.	1891.	1892.	1893.	1894.
Carriages, carts, wagons, bicycles, &c.	§ 34,724	24,653	34,260	73,921	63,603	96,819
Coal, coke, &c.:—						
Coal, bituminous	{ Tons. 731,115 § 2,428,928	821,659 2,684,250	903,791 3,081,469	1,031,725 3,409,107	1,006,126 3,357,185	1,092,063 3,545,251
All other		39,586	67,228	52,268	52,818	37,165
Totals	§ 2,428,928	2,723,836	3,148,697	3,461,375	3,410,003	3,582,416
Cordage, twine, rope, &c.	§ 34,249	24,218	37,667	27,882	19,995	19,164
Cotton and manufactures of	§ 221,866	174,976	230,230	403,508	436,505	614,535
Drugs, dyes, chemicals, &c.:—						
Extract of hemlock bark	{ Brls. 9,689 § 159,039	11,250 162,042	10,979 187,176	10,173 157,753	6,398 108,085	9,254 127,692
All other	§	111,497	95,989	91,044	132,515	103,428
Totals	§ 159,039	273,539	283,165	248,797	240,900	231,120
Fertilizers, &c.:—						
Phosphates	{ Tons. 23,158 § 364,583	29,715 401,827	24,257 422,200	17,243 380,462	11,899 132,475	4,947 40,400
All other	§	4,291	5,150	8,673	7,706	31,413
Totals	§ 364,583	406,118	427,350	389,135	140,181	71,813
Fish and fish products:—						
Cod, haddock, ling and pollock, dry salted	{ Cwt. 733,490 § 3,176,075	734,167 3,049,853	768,136 3,268,012	750,324 3,365,296	739,319 3,123,739	773,909 3,407,499
Herring, pickled or salted	{ Brls. 82,842 § 321,225	92,280 313,569	104,850 343,244	93,674 360,290	107,146 381,125	103,564 327,074
Halibut, fresh	{ Lbs. 296,864 § 14,414	258,035 15,757	376,962 23,065	486,865 35,149	434,525 32,992	840,491 60,878
Mackerel, fresh	{ Lbs. 644,805 § 40,371	925,536 48,459	3,737,754 156,419	1,744,027 100,690	1,668,125 73,185	1,784,076 97,069
" pickled	{ Brls. 29,659 § 405,524	36,995 533,824	72,803 773,789	76,333 636,881	46,954 455,963	44,006 399,515
Lobsters, fresh	{ Brls. 25,189 § 110,835	29,359 140,639	37,781 179,425	46,602 254,694	45,441 290,966	43,559 238,325
" canned	{ Lbs. 9,288,977 § 1,098,992	8,064,811 1,006,291	12,001,021 1,750,768	10,242,476 1,658,467	12,901,960 1,816,725	13,825,336 2,102,925
Salmon, fresh	{ Lbs. 1,128,976 § 123,015	992,362 112,547	1,236,566 130,838	1,145,163 126,518	1,229,553 123,716	1,424,892 134,172
" canned	{ Lbs. 6,738,473 § 752,821	17,925,494 2,069,874	15,935,710 1,745,140	12,368,207 1,254,586	8,219,518 870,378	24,042,111 2,386,696
Fish, all other fresh	§ 603,663	577,745	608,797	687,980	787,364	799,548
All other	§ 412,887	292,394	349,301	293,923	302,748	349,550
Totals	§ 7,061,522	8,160,952	9,328,789	8,774,384	8,258,901	10,323,251

SESSIONAL PAPER No. 10

Articles of Merchandise Exported from Canada, &c.—Continued.

QUANTITIES AND VALUES.

1895.	1896.	1897.	1898.	1899.	1900.	1901.	1902.	1903.
77,253	113,344	402,216	480,288	361,936	255,638	491,300	527,726	310,695
1,204,538 3,782,696	1,125,563 3,457,465	1,221,104 3,560,827	1,182,732 3,456,059	1,231,618 3,718,826	1,743,202 4,771,441	1,952,437 5,438,903	1,849,600 4,934,260	2,005,976 5,515,363
25,295	38,285	31,654	12,981	23,374	36,673	200,930	193,185	150,226
3,807,991	3,495,750	3,592,481	3,469,040	3,742,200	4,808,114	5,639,833	5,127,445	5,665,589
51,516	150,015	119,169	152,322	141,170	183,409	175,026	256,896	165,030
601,180	823,338	960,397	578,077	464,010	483,345	654,541	1,226,679	678,940
7,796 115,894	10,258 174,819	6,125 97,483	5,862 84,289	6,522 77,607	5,356 64,405	4,795 57,321	6,059 72,240	4,815 58,359
164,183	155,143	150,497	490,720	305,780	332,587	694,937	1,009,691	1,201,200
280,077	329,962	247,980	575,009	383,387	396,992	752,258	1,081,931	1,259,559
4,189 33,810	528 5,280	23 275	256 1,090	861 9,290	149 2,285	6 120	70 1,880	1 20
32,174	36,187	36,584	46,864	52,588	51,410	37,877	61,881	116,474
65,984	41,467	36,859	47,954	61,878	53,695	37,997	63,761	116,494
833,362 3,461,678	785,368 3,150,180	785,897 2,883,004	760,517 2,700,450	696,513 2,737,434	749,943 3,041,346	733,566 2,763,360	768,371 3,199,868	814,984 3,353,361
106,831 322,249	104,361 295,219	87,568 242,316	57,820 188,712	53,123 186,873	55,908 190,011	71,215 259,731	79,557 294,024	74,204 249,479
2,291,024 102,718	1,919,417 84,681	1,988,042 104,068	1,104,534 63,415	641,163 39,826	713,703 42,796	719,250 34,099	1,352,455 55,580	119,094 7,609
1,553,617 66,887	2,770,040 100,915	1,255,245 63,761	1,488,673 63,625	1,457,770 86,540	493,482 26,950	380,336 18,134	1,916,029 66,438	860,350 22,802
41,843 397,855	21,853 281,267	17,785 193,244	12,877 154,075	13,706 169,765	11,974 156,844	40,130 283,157	45,706 356,092	20,239 235,283
40,917 306,775	42,540 340,928	33,622 330,793	38,485 336,725	31,864 367,558	29,664 305,493	49,503 301,447	35,573 365,194	33,292 398,267
12,344,534 1,837,676	14,504,499 2,149,067	11,340,039 2,079,679	11,919,634 2,291,025	11,044,785 2,321,655	10,471,838 2,372,859	11,178,647 2,283,930	10,154,587 2,149,395	11,539,142 2,591,585
1,326,425 124,615	2,309,183 222,548	2,033,876 191,888	1,556,541 135,880	935,801 93,439	1,657,603 142,238	1,569,678 141,628	2,100,351 196,896	1,609,539 161,711
20,524,350 2,009,413	22,481,633 2,536,755	27,961,895 2,856,127	41,648,579 3,430,805	25,942,171 2,407,481	37,047,280 2,885,830	35,343,449 2,889,482	49,302,654 5,012,738	23,324,288 2,589,838
708,188	904,451	781,917	843,807	834,454	1,066,500	1,213,643	1,263,011	1,139,334
309,772	300,137	276,152	354,526	363,245	405,650	492,128	607,906	666,357
9,647,826	10,366,148	10,002,943	10,563,045	9,608,270	10,636,517	10,680,739	13,567,142	11,415,626

3-4 EDWARD VII., A. 1904

No. 14.—STATEMENT of the Quantities and Values of the Principal

PRINCIPAL ARTICLES.	QUANTITIES AND VALUES.					
	1889.	1890.	1891.	1892.	1893.	1894.
Flax, hemp, jute and mfrs. of :—						
Flax.....	Cwt. 17,108	21,207	21,877	38,457	34,864	27,730
	£ 121,507	175,563	181,386	112,360	124,082	268,203
Tow.....	Cwt. 12,990	15,565	19,014	18,338	9,599	
	£ 95,698	99,299	114,653	117,143	71,423	
All other.....	£ 24,407	26,568	123	7,330	100
Totals.....	£ 146,214	297,829	280,808	227,013	248,555	339,726
Fruits, all kinds :—						
Apples, dried.....	Lbs. 93,601	91,962	800,650	260,517	3,500,633	1,430,559
	£ 4,113	4,980	49,029	14,644	200,813	98,988
Apples, green.....	Lbs. 771,971	378,475	451,197	691,276	1,187,673	278,313
	£ 1,528,449	993,163	1,390,436	1,445,452	2,731,254	808,889
Berries, all kinds.....	£ 75,754	36,192	64,849	93,398	97,119	103,240
All other.....	£ 29,755	67,499	166,864	188,196	163,640	163,068
Totals.....	£ 1,638,071	1,101,834	1,671,178	1,741,690	3,192,826	1,174,185
Furs and skins and mfrs. of :—						
Furs and skins, undressed, the produce of fish or other marine animals	£ 212,374	318,635	536,049	1,115,968	605,752	1,060,192
Furs and skins not dressed.....	£ 1,812,428	1,562,105	1,395,821	1,542,856	1,481,168	1,758,890
All other.....	£ 42,294	48,312	95,961	49,211	40,447	30,759
Totals.....	£ 2,067,096	1,929,052	2,027,831	2,708,035	2,127,367	2,849,841
Hay.....	Tons. 91,480	115,162	65,683	84,926	151,881	276,858
	£ 934,082	1,068,554	559,489	800,533	1,452,872	2,601,704
Hides and skins, other than fur.....	£ 483,756	517,212	512,405	505,009	473,117	321,902
Leather and mfrs. of.....	£ 882,563	888,603	957,585	1,132,927	1,009,070	1,714,024
Lime.....	£ 131,166	175,184	153,265	124,152	106,105	71,171
Metals and minerals and mfrs. of :—						
Copper, all kinds, including copper ore	Tons. 1,313	2,544	5,497	2,238	3,658	596
	£ 202,784	244,337	505,196	216,603	395,819	88,352
Gold and silver and mfrs. of :—						
Gold bearing quartz, dust, nuggets, &c....	£ 623,479	657,022	554,126	316,177	247,868	318,258
Silver ore.....	Tons. 216½	238	309	325	418	629,655
	£ 168,265	201,615	238,367	193,411	65,406	423,707
Totals, gold and silver.....	£ 791,744	858,637	792,493	509,618	313,274	741,965
Iron and steel and mfrs. of :—						
Agricultural implemts.....	£ 321,391	367,234	252,620	163,957	462,503	466,479
Castings, N.E.S.	£ 11,473	10,311	28,894	7,658	10,735	18,179

SESSIONAL PAPER No. 10

Articles of Merchandise Exported from Canada, &c.—Continued.

QUANTITIES AND VALUES.

1895.	1896.	1897.	1898.	1899.	1900.	1901.	1902.	1903.
16,692	15,390	38,022	5,710	12,673	28,344	32,140	14,645	19,304
151,567	128,887	304,652	38,737	75,140	196,769	235,080	143,531	175,268
13,563	18,379	18,835	11,281	8,536	11,749	642	3,351	555
92,148	93,195	84,728	43,847	50,566	79,619	4,484	23,933	3,943
.....	2,898	2,400	53,326	989	1,142
243,715	222,082	392,278	82,582	128,106	329,714	240,553	167,464	180,353
4,178,343	1,009,221	5,550,003	2,552,075	8,167,280	4,181,038	4,328,069	1,688,960	7,795,410
250,418	48,058	179,644	125,658	429,656	210,892	191,386	102,353	402,412
853,369	567,745	1,665,139	439,538	1,077,939	956,674	678,670	516,394	1,000,565
1,821,710	1,417,571	2,503,637	1,307,059	2,624,470	2,578,853	1,483,048	1,567,322	2,759,047
107,825	150,253	132,296	79,464	89,348	127,740	113,824	84,468	110,504
260,946	237,005	345,609	271,330	571,932	466,528	261,165	226,375	480,004
2,440,899	1,852,887	3,161,186	1,783,511	3,715,406	3,384,013	2,049,423	1,980,518	3,751,967
1,163,962	761,387	460,837	370,679	296,075	537,242	582	538,530	357,006
1,584,285	1,766,750	1,599,803	1,512,646	1,504,481	1,739,625	1,629,329	1,792,859	2,398,966
75,438	63,433	123,931	41,235	85,948	94,885	50,137	42,150	54,696
2,823,685	2,591,570	2,181,571	1,924,560	1,886,504	2,371,752	1,680,048	2,373,539	2,810,668
199,132	214,672	113,754	37,144	64,428	175,417	252,979	434,807	450,066
1,540,251	1,976,749	999,238	358,614	411,631	1,414,119	2,097,902	4,415,324	3,596,557
980,418	1,163,953	1,569,628	1,121,376	1,279,892	1,407,202	2,249,438	1,737,230	1,979,524
1,376,660	2,018,080	1,561,987	1,630,974	1,695,997	1,889,507	2,453,204	2,319,763	2,387,907
83,595	76,451	56,720	48,323	64,113	77,360	83,514	112,034	127,792
1,721	2,261	5,065	6,963	4,236	6,912	13,178	15,196	14,816
222,657	294,230	550,577	864,778	922,979	1,387,388	2,660,276	2,990,425	2,907,705
612,729	1,099,053	2,804,101	3,588,812	3,272,702	14,148,543	24,445,156	19,684,604	16,490,820
*1,116,217	*2,508,233	*4,097,212	*6,784,035	*4,417,422	*2,283,148	*4,022,019	*3,684,727	*3,246,776
651,737	1,595,548	2,613,173	3,519,786	2,630,281	1,354,055	2,420,750	2,055,428	1,804,592
1,264,466	2,694,601	5,417,274	7,108,628	5,902,983	15,502,598	26,865,906	21,740,032	18,295,412
665,667	595,277	762,262	1,444,463	1,867,223	1,693,581	1,749,565	1,820,800	2,299,292
26,938	106,162	130,887	116,439	114,405	170,569	106,579	116,513	186,215

* Ounces.

3-4 EDWARD VII., A. 1904

No. 14.—STATEMENT of the Quantities and Values of the Principal

PRINCIPAL ARTICLES.	QUANTITIES AND VALUES.					
	1889.	1890.	1891.	1892.	1893.	1894.
Metals and minerals and mfrs. of— <i>Con.</i>						
Iron and steel and mfrs. of— <i>Con.</i>						
Hardware..... \$	100,309	96,917	93,340	106,722	102,405	154,335
Machines and mach'ry. \$	211,429	192,276	181,027	143,045	214,466	167,934
Ores, iron..... { Tons.	24,752	13,811	14,648	7,707	7,811	1,859
	60,289	31,376	32,582	36,935	26,114	9,026
Pig iron..... { Tons.	5	15	34	4	85
	151	296	414	118	948
Scrap iron or steel..... { Cwt.
	7,973	26,673	14,890	5,042	3,820	5,199
Steel and mfrs. of..... \$	35,052	32,689	52,548	71,367	73,873	59,458
All other..... \$	3,216	2,741	4,083	2,575	3,536	3,088
Totals, iron and steel. \$	751,283	760,513	660,398	777,419	898,400	883,698
Lead ore and pig lead.. { Lbs.	3,312,619
	18	2,000	5,200	2,329	65,337
Tin and mfrs. of..... \$	10,942	36,062	15,826	15,892	13,859
Miscellaneous metals and minerals and mfrs. of—						
Asbestos..... { Tons.	4,648½	6,563	7,022	7,316	5,898	6,233
	323,886	444,159	513,909	514,412	396,718	340,036
Mica..... { Lbs.	510,151	342,392
	35,633	26,932	22,312	68,466	96,900	26,553
Nickel, fine..... { Lbs.	5,352,043	15,233,028	8,924,000	8,411,276
	240,499	617,639	427,557	808,799
All other..... \$	204,856	161,507	104,158	145,204	172,261	123,811
Totals, misc. metals, &c \$	564,375	632,598	880,878	1,345,721	1,093,436	1,299,199
Totals, metals, &c... \$	2,310,204	2,509,027	2,875,027	2,870,387	2,719,150	3,092,410
Musical instruments:—						
Organs..... { No.	4,034	4,628	5,677	5,686	3,816	2,362
	288,596	291,889	348,958	342,297	268,905	210,588
All other..... \$	35,182	46,558	60,924	65,782	52,298	65,730
Totals..... \$	323,778	338,447	409,882	408,079	321,203	276,318
Oils, all kinds..... \$	79,147	68,997	58,143	78,590	102,397	74,035
Oil cake..... { Cwt.	65,796	51,658	93,462	159,206	101,250	174,664
	63,102	62,507	118,167	187,086	336,714	205,561
Provisions:—						
Butter..... { Lbs.	2,217,986	3,189,083	3,964,844	7,141,832	7,057,194	5,653,942
	392,655	526,654	624,640	1,273,094	1,300,199	1,114,712
Cheese..... { Lbs.	98,364,585	107,489,877	117,416,051	128,410,730	142,311,925	163,673,885
	9,517,250	10,523,946	10,434,239	12,554,286	14,157,555	16,267,309
Eggs..... { Doz.	14,028,893	12,844,610	8,022,935	7,935,206	6,805,432	5,141,588
	2,159,510	1,795,913	1,160,359	1,089,823	868,007	714,056
Meats:—						
Bacon and hams..... { Lbs.	4,099,008	7,725,644	8,490,423	13,181,205	18,504,347	28,510,556
	384,752	647,296	693,046	1,234,652	1,970,518	2,938,551

SESSIONAL PAPER No. 10

Articles of Merchandise Exported from Canada, &c.—Continued.

QUANTITIES AND VALUES.

1895.	1896.	1897.	1898.	1899.	1900.	1901.	1902.	1903.
133,173	92,087	123,246	180,774	158,834	325,164	124,455	96,988	82,751
188,950	292,700	228,312	339,473	437,761	686,094	678,304	584,369	737,019
4,729	14	1,320	260	1,849	4,327	59,501	525,983	293,510
43,088	35	2,492	402	4,968	7,689	153,957	1,303,901	733,240
259	2,078	2,865	2,435	2,194	6,598	6,260	113,438	20,204
6,202	46,905	68,112	61,575	50,840	149,156	131,131	1,119,287	264,132
7,557	9,109	5,042	22,526	39,016	272,670	162,217	226,317	181,527
51,489	57,060	48,539	58,880	119,097	134,042	607,426	729,720	2,399,852
3,811	42,979	28,303	28,650	23,150	21,614	25,517	24,697	12,997
1,126,875	1,242,314	1,397,195	2,253,182	2,817,159	3,462,508	3,717,537	6,027,454	6,849,149
18,058,806	20,301,428	30,123,504	43,957,021	34,058,294	20,165,301	65,602,338	30,615,140	16,277,956
333,763	408,625	524,181	1,008,117	895,769	688,691	2,517,084	889,369	384,077
17,274	39,532	32,339	47,287	27,823	71,244	59,151	98,247	90,953
8,605	9,588	10,969	18,438	14,520	18,164	26,895	33,072	30,661
493,325	482,679	510,917	510,708	453,176	490,909	868,873	1,131,202	955,405
771,097	558,419	479,016	511,336	1,186,185	1,079,353	979,258	997,165	1,393,820
47,469	55,627	61,998	69,572	148,239	136,352	149,588	242,310	327,894
8,012,586	6,996,540	7,527,472	14,960,996	14,428,063	13,493,239	9,537,558	3,883,264	9,032,554
599,568	486,651	498,515	970,531	994,537	1,040,498	958,365	834,513	878,159
149,224	165,933	140,814	413,814	256,090	370,671	661,305	843,368	1,087,153
1,289,586	1,190,890	1,212,244	1,964,625	1,852,042	2,038,430	2,638,131	3,051,393	3,248,611
4,254,621	5,870,192	9,133,810	13,246,647	12,418,755	23,150,859	38,458,085	34,796,920	31,775,907
4,245	4,868	5,798	5,595	7,621	8,104	8,144	7,688	6,299
255,924	285,172	343,800	312,923	401,334	440,147	458,506	394,689	349,684
54,923	69,088	63,524	57,038	69,629	77,382	97,014	84,164	84,337
310,847	354,260	407,324	369,961	470,963	517,529	555,520	478,853	434,021
75,382	87,245	140,224	79,290	63,643	64,241	74,250	170,395	115,926
78,492	97,571	137,576	162,150	104,916	211,399	176,712	185,229	257,411
94,224	121,424	195,039	198,875	143,861	224,162	183,347	205,793	289,945
3,720,245	6,237,349	12,555,577	14,355,405	22,107,756	26,980,607	16,656,279	27,889,907	34,146,917
709,126	1,118,768	2,253,481	2,523,664	4,025,405	5,429,563	3,355,197	5,667,150	6,958,906
155,780,972	169,180,407	171,402,193	208,094,410	198,112,385	192,573,261	200,385,432	202,873,739	229,737,916
15,118,894	14,283,825	15,262,750	18,486,168	17,401,436	20,483,981	21,123,251	19,870,072	24,776,406
6,500,818	6,520,680	7,476,636	10,369,996	9,652,512	10,187,966	11,363,914	11,639,755	7,415,148
807,991	807,090	978,479	1,255,304	1,267,063	1,457,942	1,692,296	1,736,141	1,441,254
40,134,054	53,740,970	69,129,768	85,407,044	116,662,437	135,036,495	105,581,967	107,987,881	141,997,251
3,806,714	4,382,465	5,843,800	8,046,367	10,417,771	12,738,525	11,783,264	12,404,990	15,912,194

3-4 EDWARD VII., A. 1904

No. 14.—STATEMENT of the Quantities and Values of the Principal

QUANTITIES AND VALUES.

PRINCIPAL ARTICLES.		1889.	1890.	1891.	1892.	1893.	1894.
Provisions— <i>Con.</i>							
Meats— <i>Con.</i>							
Beef.....	f Lbs.	707,076	512,030	568,015	442,373	742,766	3,002,404
	§	36,519	23,596	25,161	19,302	35,104	173,707
Pork	f Lbs.	536,597	663,349	562,737	810,736	1,402,435	1,451,422
	§	35,765	37,113	29,826	40,352	122,209	85,633
Meats, canned.....	f Lbs.	382,806	1,165,996	2,774,536	6,398,942	10,141,774	7,830,708
	§	30,929	109,103	271,994	631,584	1,006,398	730,744
All other	§	140,627	134,069	71,936	63,030	121,495	162,518
Totals.....	§	12,698,007	13,797,690	13,311,201	16,906,123	19,581,485	22,187,230
Seeds and bulbous roots :—							
Cloyer and grass seed.....	f Bush.						88,586
	§	164,433	176,741	355,269	473,644	235,084	595,875
Flax seed	f Bush.	8,284		92			397
	§	7,637		350			205
All other.....	§	3,954	6,175	3,073	2,766	5,844	7,507
Totals	§	176,044	182,916	358,692	476,410	240,928	603,587
Ships.....	f No.	38	35	35	56	42	43
	§	303,587	484,148	280,474	506,747	363,916	243,429
Spirits and wines :—							
Whiskey	f Galls.	10,499	13,664	20,776	37,378	56,469	77,277
	§	18,840	26,825	46,736	90,241	140,834	176,816
All other	§	21,717	33,007	52,405	29,408	42,382	39,037
Totals.....	§	40,557	59,832	99,141	119,649	183,216	215,853
Stone and manufactures :—							
Gravel and sand	f Tons.	250,328	329,648	324,120	229,771	334,034	302,765
	§	42,067	60,359	63,326	60,285	117,760	96,853
Gypsum, crude.....	f Tons.	176,875	175,111	172,496	178,518	176,489	162,412
	§	189,491	193,899	184,977	194,304	178,979	160,082
All other	§	92,441	114,750	94,540	85,640	104,677	81,638
Totals	§	323,999	369,008	342,843	340,229	401,416	338,573
Sugar molasses, &c.....	§	70,065	111,176	146,253	187,041	475,529	177,266
Tea.....	f Lbs.	242,699	230,334	245,481	1,163,841	494,860	648,142
	§	44,830	43,863	47,406	211,714	78,317	110,452
Tobacco and mfrs. of.....	§	105,384	85,998	58,552	68,111	129,007	225,609
Vegetables, viz :—							
Potatoes	f Bush.	975,851	1,458,797	3,668,729	586,196	1,112,838	1,097,576
	§	287,763	493,745	1,693,674	295,421	421,958	397,992
All other.....	§	70,224	104,899	103,691	80,980	147,511	128,714
Totals	§	357,987	600,644	1,797,365	376,401	569,469	526,706

SESSIONAL PAPER No. 10

Articles of Merchandise Exported from Canada, &c.—*Continued.*

QUANTITIES AND VALUES.

1895.	1896.	1897.	1898.	1899.	1900.	1901.	1902.	1903.
6,062,335 452,906	597,673 28,957	1,871,120 80,416	1,086,985 61,699	506,360 31,443	3,037,780 228,983	9,859,786 820,337	4,470,894 421,473	2,568,716 218,314
1,057,036 67,541	2,281,744 107,887	1,391,898 52,222	2,220,820 80,760	2,479,391 73,257	1,461,650 63,262	879,422 59,944	780,815 68,896	1,461,492 134,818
3,471,638 319,868	9,368,867 820,605	6,019,291 330,124	2,424,364 225,089	1,236,761 104,718	2,892,412 312,290	3,754,009 423,045	8,650,930 882,191	5,786,757 619,911
213,014	155,097	430,923	466,574	265,860	296,966	629,115	412,575	507,639
21,496,054	21,704,694	25,232,195	31,145,625	33,586,953	41,031,513	39,886,449	41,463,488	50,569,442
201,584 834,558	99,614 418,754	95,518 412,450	121,940 445,529	203,906 747,998	110,919 360,628	135,693 595,834	303,119 1,304,048	184,807 957,307
65,152 71,308	65,007 46,599	147,164 125,392	94,602 80,568	825,774 826,843	747,361 1,039,689	168,743 257,377	676,201 1,013,967	412,196 581,667
26,608	14,842	14,486	5,679	10,718	6,643	13,248	19,778	4,857
982,474	480,195	552,328	531,776	1,585,559	1,406,960	866,459	2,337,793	1,543,831
31 172,563	57 99,392	30 105,164	39 191,069	15 127,181	29 205,618	5 66,468	13 177,333	13 167,507
118,595 327,933	134,755 377,863	155,902 444,756	100,010 268,675	123,687 343,786	147,956 402,473	161,729 440,688	163,833 462,217	169,345 525,603
25,155	28,204	31,214	20,722	16,051	16,958	68,041	98,264	108,066
353,088	406,067	475,970	289,397	359,837	419,431	508,729	560,481	633,669
301,944 90,093	286,139 119,847	188,558 75,136	165,643 80,952	179,134 93,492	251,260 102,151	197,065 108,509	169,734 119,421	255,596 128,577
160,898 156,897	200,857 205,641	180,540 183,376	180,350 153,515	163,719 166,222	233,395 236,065	172,220 185,417	268,480 273,335	299,633 307,398
97,752	95,777	89,035	95,391	102,645	155,771	209,120	209,196	168,432
344,742	421,265	347,547	369,858	362,359	493,987	503,046	601,952	604,407
443,654	126,013	177,746	144,213	144,557	120,171	154,597	129,207	230,488
953,532 132,949	319,665 54,246	3,462,975 425,897	1,695,172 277,388	1,226,519 195,125	1,581,751 266,866	1,425,616 258,137	1,532,716 280,351	1,859,820 390,300
191,284	230,961	409,215	197,475	177,167	158,460	413,74	198,606	326,782
1,379,043 527,382	596,635 227,606	770,396 246,140	1,450,078 633,927	651,335 315,527	680,527 330,309	891,154 366,410	1,333,554 689,860	662,634 389,095
137,424	109,205	132,596	106,915	152,597	176,207	197,955	315,191	175,594
664,806	336,811	378,736	740,842	468,124	506,516	564,365	1,005,051	564,689

SESSIONAL PAPER No. 10

Articles of Merchandise Exported from Canada, &c.—Continued.

QUANTITIES AND VALUES.

1895.	1896.	1897.	1898.	1899.	1900.	1901.	1902.	1903.
115,568	118,720	96,218	79,972	70,741	67,203	44,251	43,873	48,858
222,189	222,389	173,921	140,897	123,711	117,751	90,905	91,507	115,769
39,730	50,503	61,232	36,126	55,182	48,872	68,720	103,981	57,910
34,141	18,961	11,987	8,483	6,401	10,127	26,318	6,978	1,731
205,084	124,988	77,978	53,784	44,687	74,721	193,749	54,245	15,517
212,251	157,449	218,100	186,049	161,927	50,365	31,381	15,242	11,705
1,860,725	1,423,989	1,832,352	1,616,671	1,398,454	494,311	285,798	175,684	139,406
25,095	15,182	19,693	5,526	8,143	9,711	32,362	8,275	7,142
90,990	86,075	107,073	33,885	49,763	63,678	235,826	63,555	59,781
12,245	13,635	12,862	10,583	8,760	18,223	47,229	45,262	31,262
76,616	96,269	108,699	95,977	76,792	128,526	340,238	272,356	219,854
61,108	84,517	68,157	78,786	92,373	71,890	70,992	66,247	87,341
2,369,027	3,061,537	3,313,357	3,885,448	4,193,628	3,286,598	2,857,822	3,167,383	3,653,917
208,068	223,432	262,946	292,743	295,355	307,637	338,593	242,636	251,806
5,271,898	5,579,746	7,094,485	7,918,366	7,848,437	8,287,960	8,174,304	7,451,148	8,315,454
16,670	17,911	19,628	22,224	20,830	19,766	26,108	15,273	17,208
464,260	520,646	637,193	641,068	770,458	564,869	681,384	472,015	551,769
362,654	427,653	433,234	339,605	332,998	355,705	326,725	480,972	483,632
495,860	528,395	515,276	376,281	432,323	532,106	605,693	840,714	1,041,129
670,972	818,643	1,074,537	515,277	649,299	842,721	737,187	934,197	954,337
7,441,256	8,513,710	10,832,185	5,625,391	6,885,762	9,618,526	9,400,469	12,570,849	14,008,846
22,627	45,129	49,996	31,584	29,118	26,402	42,075	38,167	44,398
184,680	402,454	437,974	246,273	234,968	235,664	389,253	367,965	451,194
638,272	701,983	699,431	401,583	527,131	549,816	440,083	301,047	284,412
639,049	688,332	342,009	277,953	374,591	561,239	494,448	375,140	554,272
362,205	465,736	683,680	565,839	564,017	609,209	623,419	781,160	798,277
689,613	899,547	1,201,562	994,438	976,361	1,131,506	1,146,150	1,525,386	1,610,143
881,143	1,287,661	1,325,938	701,810	529,068	1,297,003	839,275	868,800	970,332
130,208	213,622	229,780	101,191	84,305	221,906	152,940	182,198	210,948
14,841	27,076	24,250	16,205	26,161	24,857	25,538	10,817	19,663
111,305	228,876	194,080	143,623	204,186	229,554	223,380	107,861	204,690
12,572	16,291	12,107	16,009	15,327	13,694	15,688	13,119	14,045
163,866	209,409	170,689	222,529	221,663	205,131	273,579	248,296	305,090
18,719	29,043	31,313	33,841	25,640	19,531	15,787	15,379	17,095
411,476	614,028	540,288	740,502	557,592	405,608	317,286	356,913	434,141
3,510	8,865	4,932	5,834	5,259	5,600	8,933	2,281	10,857
34,688	108,436	52,439	62,011	61,061	65,601	143,530	30,922	219,991
75,532	93,990	92,503	101,533	97,693	76,549	50,645	47,686	58,632
1,125,837	1,570,652	1,352,669	1,764,074	1,356,654	1,254,457	916,452	923,795	1,310,557

3-4 EDWARD VII., A. 1904

No. 14. STATEMENT of the Quantities and Values of the Principal

PRINCIPAL ARTICLES.	QUANTITIES AND VALUES.					
	1889.	1890.	1891.	1892.	1893.	1894.
Wood, and manufactures of:— Wood, unmanufactured— <i>Con.</i> Timber, square— <i>Con.</i>						
Other { Tons.	9,149	14,419	9,595	8,998	8,533	12,148
{ £	133,747	208,682	143,638	108,280	104,693	152,696
Wood for pulp. £		80,005	188,998	219,458	386,092	393,260
All other wood, unmanufactured £	999,288	813,790	873,129	845,214	709,799	618,774
Totals, wood unmanufactured £	24,337,608	27,182,897	25,741,675	23,519,017	27,511,905	26,394,727
Wood manufactured:— Household furniture. £	198,549	182,462	140,188	68,162	177,197	144,702
Doors, sashes and blinds £	52,889	69,474	86,450	123,144	130,349	158,196
Matches & match splints £		114,712	168,237	196,184	204,410	216,038
Wood pulp £		168,228	280,619	355,303	455,893	547,836
All other wood man'fac'd £	476,914	384,494	395,596	405,090	361,327	318,853
Totals, wood man'fac'd £	728,352	919,370	1,071,090	1,141,883	1,329,176	1,385,625
Totals, wood and manufactures of £	25,065,960	28,102,267	26,812,765	24,666,900	28,841,081	27,780,352
Wool and manufactures of:— Wool, raw { Lbs.	1,037,922	1,105,192	1,131,802	932,534	1,168,834	82,197
{ £	221,095	248,801	247,910	204,018	228,311	16,332
Woollens. £	61,862	51,220	67,472	107,446	51,689	47,723
Totals £	282,957	300,021	315,382	311,464	280,000	64,055
Coin and bullion. £	1,978,256	2,439,782	946,927	1,809,118	4,133,698	1,839,380
Total values of principal and other articles. £	89,189,167	96,749,149	98,417,296	113,963,375	118,564,352	117,524,949
Aggregate trade Imports £	115,224,931	121,858,241	119,967,638	127,406,068	129,074,268	123,474,940
Exports £	89,189,167	96,749,149	98,417,296	113,963,375	118,564,352	117,524,949
Grand totals. £	204,414,098	218,607,390	218,384,934	241,369,443	247,638,620	240,999,889

SESSIONAL PAPER No. 10

Articles of Merchandise Exported from Canada, &c.—*Concluded.*

QUANTITIES AND VALUES.

1895.	1896.	1897.	1898.	1899.	1900.	1901.	1902.	1903.
7,603	9,466	5,894	4,745	5,389	15,631	17,407	7,328	6,092
93,603	120,999	83,948	76,343	80,584	101,694	247,747	103,818	98,764
468,359	627,865	711,152	912,041	842,086	902,772	1,397,019	1,315,038	1,558,560
777,386	620,352	567,556	578,958	603,113	733,568	1,078,911	895,299	891,669
24,005,977	27,214,802	31,337,328	26,945,413	28,003,498	29,815,834	30,155,686	31,997,115	36,313,783
99,150	78,607	127,752	248,317	356,490	382,623	241,826	285,276	378,093
139,402	190,004	285,161	324,610	378,206	299,359	194,168	303,687	331,976
172,159	195,987	151,276	195,779	257,981	103,961	89,130	51,704	112,048
590,874	675,777	741,959	1,210,923	1,274,376	1,816,016	1,938,246	2,046,406	3,150,943
326,574	451,622	402,853	438,045	610,079	580,378	542,301	550,015	581,173
1,328,159	1,591,997	1,709,001	2,417,674	2,877,132	3,182,337	3,005,671	3,237,088	4,554,233
25,334,136	28,806,799	33,046,329	29,363,087	30,880,630	32,998,171	33,161,357	35,234,203	40,868,016
5,532,821	3,970,700	7,857,657	1,172,034	91,991	2,213,863	1,152,661	1,973,772	2,527,450
1,037,376	832,797	1,444,445	201,481	14,601	420,776	197,581	302,245	382,935
94,464	80,916	76,166	41,656	37,255*	61,790	76,556	81,489	64,222
1,151,840	913,713	1,520,611	243,137	51,856	482,566	274,137	383,734	447,157
4,325,319	4,699,309	3,492,550	4,623,138	4,016,025	8,657,168	1,978,489	1,669,422	619,963
113,638,803	121,013,852	137,950,253	164,152,683	158,896,905	191,894,723	196,487,632	*211,640,286	*225,849,724
110,781,682	118,011,508	119,218,609	140,323,053	162,764,308	189,622,513	190,415,525	212,270,158	241,214,961
113,638,803	121,013,852	137,950,253	164,152,683	158,896,905	191,894,723	196,487,632	*211,640,286	*225,849,724
224,420,485	239,025,360	257,168,862	304,475,736	321,661,213	381,517,236	386,903,157	423,910,444	467,064,685

* After 1900, no estimate is made of the amount short reported in exports to United States.

SESSIONAL PAPER No. 10

Bristles.....	25,009			29,656	30,201	26,340	46,263
U. S.	35,032			37,347	23,170	38,689	42,454
France	2,182			1,940	544	4,216	1,320
Germany	11,850			15,162	6,776	9,675	2,351
O. C.	67						
	74,140			84,105	60,691	78,920	92,388
Broom corn.....	102			8,974	209,440	202,487	163,231
U. S.	108,149			125,360	2,337		
O. C.	108,251			134,384	212,037	202,487	163,231
Brooms and brushes.....	15,272	16,013	16,070				18,916
U. S.	65,585	83,440	79,462				115,188
Austria-Hungary.....	1,800	895	3,029				3,050
China	92	45	65				53
France	44,257	57,362	67,973				66,678
Germany	29,093	28,399	20,673				31,820
Japan	3,386	4,621	1,337				13,442
O. C.	62	179	25				32
	159,547	191,004	194,833				248,819
Buttons and material for manufac- ture of.....	30,451	33,023	30,424	1	1,117	36,728	48,956
U. S.	71,951	86,646	85,145	4,210	1,476	86,666	110,153
Austria-Hungary.....	16,940	24,033	14,617			27,187	49,780
Belgium.....	632	8	141				149
France	8,352	10,653	11,856	30	186	30,477	45,559
Germany	20,221	31,111	33,440		860	37,334	70,683
Italy	504	247	1,131			883	174
O. C.	13	292	211			431	620
	149,304	186,013	176,965	4,241	3,639	219,035	326,074
Candles.....	6,141	10,534	11,891				13,048
U. S.	69,733	48,066	100,900				82,244
France	203	139	750			661	28
Germany	172	798	583			426	897
Japan	4		18			3,221	
O. C.	13	15	208			1	3
	76,266	59,612	114,350				96,220

3-4 EDWARD VII., A. 1904

No. 15.—STATEMENT (by Countries) of the Values of the Principal Articles, both Dutiable and Free, Imported, &c.—Continued.

ARTICLES IMPORTED.	Countries.	1899.		1900.		1901.		1902.		1903.	
		Dutiable.	Free.	Dutiable.	Free.	Dutiable.	Free.	Dutiable.	Free.	Dutiable.	Free.
		£	%	£	£	£	%	£	£	£	%
Carpets and squares, mats and rugs, N. E. S.	G. B.	121,609	179,996	229,133	214,714	137,229
	U. S.	36,508	34,665	21,334	26,655	33,956
	Austria-Hungary.	10	2,140	898	4,334	2,730
	B. E. Indies	739	5,328	46	3,059	1,300
	B. W. Indies.	1,004
	China.	5,493	2,151	4,202	1,759	8,006
	France	373	1,156	1,099	8,635	174
	Germany	5,614	5,312	6,233	9,097	13,022
	Italy.	750	148	11
	Japan.	13,843	33,712	34,792	50,475	48,658
	Persia	6,080	1,866	300	200
	Turkey	6,586	6,243	1,866	650	369
	O. C.	471	26	1,760	62	695
		197,326	271,733	294,174	312,488	247,610
Carriages	G. B.	17,375	8,111	27,614	16,510	21,211
	U. S.	1,335,588	1,333,913	1,045,688	1,356,891	1,101,253
	France	308	540	584	231
	Germany.	29,665	71,373	48,533	56,462	82,442
	St. Pierre.	30
	O. C.	30	118	270	791
		1,382,966	1,413,937	1,122,567	1,430,364	1,205,697
Cement	G. B.	125,778	249,280	230,584	148,818	189,754
	U. S.	52,878	55,569	228,845	588,510	323,932
	Belgium.	232,434	156,213	142,936	119,119	261,618
	France	121	2,787	1,408	24
	Germany	73,135	59,331	70,170	33,916	129,777
	Japan	17,485
O. C.	25	200	446	1,087	
		484,371	520,593	675,768	891,771	923,677

SESSIONAL PAPER No. 10

Clocks, clock cases, clock springs, &c.	G. B.	7,342	6,840	9,887	12,425	12,389
	U. S.	156,696	175,117	174,874	197,948	217,749
	Belgium			581		
	France	5,198	4,407	7,983	5,906	9,006
	Germany	17,181	12,712	14,313	16,901	36,378
	Switzerland	28	9	46	339	3
	O. C.	3	433	348	211	192
		186,398	199,518	208,032	233,790	270,717
Coal, coke and coal dust.	G. B.	96,766	52,317	106,263	126,370	306,514
	U. S.	3,647,367	7,108,624	5,449,674	6,159,229	8,246,736
	Australasia	20		316		90
	Japan					58,300
	O. C.				300	79
		3,744,153	7,109,751	5,556,253	6,285,899	8,671,719
Cocoa beans, nibs, pastes, chocolate and other preparations of cocoa.	G. B.	76,144	98,613	20,518	151,571	176,460
	U. S.	114,926	140,246	123,356	49,227	32,005
	B. W. Indies.	1	50,854	68,895	15	43,568
	France	6,316	5,100	6,043	873	2,115
	Germany	1,888	11,502	25,123	521	1,750
	Holland	8,079	16,145	15,916	23,849	8,544
	Switzerland	892	1,454	2,145	14,929	15,563
	O. C.			282	2,156	3,955
		208,190	273,060	275,201	320,088	380,019
Coffee, all kinds, and extracts and imitations of, including chicory.	G. B.	8,692	5,005	5,324	6,001	7,926
	U. S.	105,754	123,975	137,398	130,485	115,662
	Aden				2,185	3,438
	Arabia		5,416	13,716	13,127	1,729
	Belgium	800	282	353	290	930
	Brazil			2,709	139	50
	Brit. Australasia		140,939	111,380	193,185	246,289
	B. E. Indies		536			
	B. W. Indies	3,882	9,072	12,682	17,599	8,301
	B. poss., other	3,751	24,854	8,464	31,674	10,065
	Central Am. States	34,550	1,095	320	1,116	103
	China		48,097	8	26,100	50,762
	Dutch E. Indies	4,900	210	79	79	79
	Dutch W. Indies	9,638	11,705	11,638	6,928	7,302
	Feodor	1,630				
	France	146	160	14	522	109
	Germany		873	227	545	94
	Hawaii	4,121		5,211	14,207	2,846
	Holland	10,510		3,232	3,050	5,912

3-4 EDWARD VII., A. 1904

No. 15.—STATEMENT (by Countries) of the Values of the Principal Articles, both Dutiable and Free, Imported, &c.—Continued.

Articles Imported.	1899.		1900.		1901.		1902.		1903.	
	Dutiable.	Free.	Dutiable.	Free.	Dutiable.	Free.	Dutiable.	Free.	Dutiable.	Free.
Coffee, all kinds and extracts and imitations of, including theory— <i>(Continued)</i>	%	%	%	%	%	%	%	%	%	%
Japan.....	364	1,717				4,291		17,052		10,013
Mexico.....		33,774	15	44,033		2,568		12		43,148
Turkey.....		3,431		575		60,133		62,803		1,800
Venezuela.....		122,769		67,603		27		8		39
West Indies.....				489						2,113
American.....		2,851								
Cuban.....		21	13			2,157				
O. C.....	11									
	115,707	461,353	130,323	442,180	146,549	347,226	138,818	452,011	126,642	467,980
Collars and cuffs of cotton or linen, xyloite, xylonite or celluloid.....										
G. B.....	43,207		36,503		25,344		30,221		38,563	
U. S.....	11,400		14,622		25,087		37,397		65,868	
Austria-Hungary.....	651		876		10,315		5,856		12,040	
France.....	512		100		429		705		1,252	
Germany.....	7,907		14,455		26,916		16,375		22,530	
Switzerland.....					691		1,936		5,482	
O. C.....	3				118		67			
	63,680		66,536		88,900		92,757		145,735	
Combs for dress or toilet, of all kinds.										
G. B.....	51,756		54,370		53,246		59,734		60,292	
U. S.....	30,495		37,237		32,774		50,522		54,737	
Austria-Hungary.....	332		706		729		42			
France.....	24,738		33,693		18,905		11,583		11,009	
Germany.....	15,844		26,944		21,184		28,849		28,030	
O. C.....	33		99		358		316		48	
	123,218		153,249		127,196		151,046		154,206	
Cardage and twine, all kinds and manufactures of, N.E.S.....										
G. B.....	33,748	575	32,285	752	66,605	1,897	107,843	19,441	107,265	58,487
U. S.....	72,517	886,604	80,491	898,336	95,617	1,015,674	111,333	1,683,772	114,819	2,054,494

SESSIONAL PAPER No. 10

Austria-Hungary	163	240	419	170	128
France	837	550	661	260	268
Germany	1,167	1,023	416	35	1,416
Mexico	40			35	30,897
Norway & Sweden	119	411	391	671	597
O. C.	8				13,945
	108,151	115,000	164,109	220,347	224,493
	887,187		1,017,571	1,752,859	2,157,823
Cotton and manufactures of.....					
G. B.	3,862,587	4,506,530	4,841,165	5,078,587	5,512,475
U. S.	1,079,221	1,520,653	1,368,696	1,643,917	1,765,491
Austria-Hungary	3,899	9,146	5,124	11,424	8,090
Belgium	10,067	10,305	18,528	16,261	26,543
China	2,923	3,931	1,900	2,717	2,916
France	59,637	82,775	119,162	8,769	3,132
Germany	150,469	186,664	192,578	180,645	2,074
Holland		2,450	6,136	243,819	4,378
Hong-Kong		2,918	30		88
Italy	205	587	867	211	1,081
Japan	1,334	984	2,365	1,939	936
Switzerland	159,562	229,482	247,889	286,948	1,203
O. C.	409	211	929	309	340,996
	5,930,313	6,614,158	6,799,811	7,426,999	8,047,287
	3,630,735		5,373,907	6,288,613	6,837,480
Crapes of all kinds.....					
G. B.	16,657	19,504	20,127	16,540	12,856
U. S.	1,072	340	502	305	59
France	2,571	3,232	1,414	3,503	3,473
Germany			207	46	
O. C.			88		34
	20,300	23,076	22,338	20,394	16,422
Curtains, made up, trimmed or un-					
trimmed.....					
G. B.	249,478	287,742	304,598	332,352	412,219
U. S.	88,986	92,049	53,437	69,238	72,485
Austria-Hungary		12	270	202	
Belgium		73			1,136
France	15,240	23,514	30,138	31,043	40,002
Germany	3,743	4,675	3,709	3,726	7,346
Japan	1,263	45	1,417	348	88
Switzerland	33,033	32,485	40,113	39,380	57,286
Turkey	11	1,479			
O. C.	266		123	89	70
	392,020	442,074	435,805	476,378	560,632

No. 15.—STATEMENT (by Countries) of the Values of the Principal Articles, both Dutiable and Free, Imported, &c.—Continued.

ARTICLES IMPORTED.	1899.		1900.		1901.		1902.		1903.	
	Countries.		Dutiable.	Free.	Dutiable.	Free.	Dutiable.	Free.	Dutiable.	Free.
	£	%	£	%	£	%	£	%	£	%
Drugs, dyes, chemicals and medicines.....	G. B.	431,670	599,974	609,426	670,795	704,581	643,531	757,796	667,545	864,031
	U. S.	708,384	1,327,483	773,795	1,373,414	771,258	780,531	2,291,460	899,731	2,397,801
	Australasia.....		3,026		622	2,733	2,134	662	2,389	
	Austria-Hungary.....	4,140	2,320	3,960	11,483	1,908	4,978	48,016	5,908	88,327
	Belgium.....	2,281	3,730	7,360	142,461	6,349	192,112	5,433	78,515	4,325
	B. E. Indies.....	8	7,359	24,237	6,366	26	1,946	72	6,201	6,201
	B. W. Indies.....				28,185			13,494		100,503
	China.....	116,978	38,976	3,144	57	1,403	62,768	23	2,575	245
	Denmark.....	63	50	1,125	431	304				304
	France.....	53,863	102,866	59,360	113,188	52,135	124,914	54,667	127,297	127,297
	Germany.....	101,124	176,023	100,711	199,010	106,805	103,433	257,051	105,070	262,745
	Hawaii.....									
	Holland.....	1,660	1,167	275	3,095	869	1,103	2,508	1,523	4,433
	Hong-Kong.....	47	38	1,757	758	338	50	1,112	1,112	218
	Italy.....	748	64,628	30	10,988	1,425	67,050	650	136,465	726
	Japan.....	2,650	9,087	3,530	19,882	7,409	22,839	10,402	11,673	8,974
	Mexico.....									14,527
	Norway & Sweden.....	47	1,494			769	113			182
	Spain.....	4	360	943				709		1,205
	Switzerland.....	4,437	5,178	12,231	7,992	9,744	12,076	14,330	10,798	11,734
Turkey.....	89,065	2,390	70,456	633	72,027	75,149	61,507	38	2,103	
O. C.....	192	2,122	5	1,299	142	3,851	819	8,245		
	1,579,328	2,349,194	1,664,562	2,461,709	1,876,033	3,143,034	1,891,483	3,645,246	1,915,977	4,011,608
Earthenware and china and granite-ware.....	G. B.	575,970		568,421		702,086		684,912		785,270
	U. S.	136,254		189,387		162,369		241,135		258,665
	Austria-Hungary.....	27,617		12,301		12,390		10,392		17,809
	Belgium.....	2,297		932		416		594		465
	China.....	2,924		3,008		2,350		1,469		1,295
	France.....	37,999		38,132		54,671		57,346		62,025
	Germany.....	98,504		133,619		178,396		202,482		225,067
	Holland.....	430		294		190		687		1,200
	Hong Kong.....			3,323		516		93		732

SESSIONAL PAPER No. 10

Italy	220	698	304	137	646
Japan	21,114	15,029	25,023	28,408	32,788
O. C.	117	350	347	391	468
	903,446	966,254	1,139,058	1,227,986	1,386,450
Electric apparatus					
G. B.	12,475	21,535	8,480	15,745	53,214
U. S.	539,260	850,857	922,795	1,450,505	1,680,021
Belgium	43	663	1,071	470	909
France	299	2,153	5,673	6,214	12,232
Germany	2,684	15	6	15	
Newfoundland	142	105	25	73	
St. Pierre			10		
O. C.	57				113
	554,890	875,328	938,060	1,373,022	1,646,489
Embroideries, N. O. P.					
G. B.	18,278	23,653	20,026	22,745	35,517
U. S.	4,807	8,743	8,031	11,150	13,674
Austria-Hungary	605	31	433	23	429
Belgium					70
France	3,756	4,102	6,563	5,101	10,980
Germany	9,073	7,894	6,621	5,378	4,499
Japan	153	168	756	1,014	2,155
Switzerland	8,377	9,906	15,065	17,268	25,291
Turkey	633	757	267		
O. C.	21			81	10
	47,703	55,254	57,742	62,760	92,631
Fancy articles					
G. B.	892,227	930,475	893,746	1,053,683	1,280,139
U. S.	406,732	446,606	361,013	389,990	432,076
Austria-Hungary	4,645	8,198	6,843	5,174	5,196
Belgium	1,898	5,936	13,085	12,280	13,895
China	1,482	467	728	665	1,108
France	195,287	178,951	270,588	330,723	364,096
Germany	278,945	311,891	361,325	392,363	554,083
Holland	28	656	5	302	2,037
Italy	187	903	1,403	2,306	1,678
Japan	4,165	3,637	5,184	6,068	6,557
Norway & Sweden			10		
Switzerland	13,335	15,632	15,216	24,280	51,145
Turkey	189	93	949	1,912	550
O. C.	599	462	624	170	1,211
	1,801,720	1,903,907	1,930,722	2,224,946	2,713,803

SESSIONAL PAPER No. 10

Flax, hemp and jute, and manufactures of.....	G. B.	1,595,799	1,081,210	1,687,024	1,269,254	1,732,356	1,101,085	1,780,837	1,567,092	1,923,862	1,435,511
	U. S.	69,509	450,330	65,372	478,240	75,805	376,296	82,681	745,500	99,489	534,653
	Australasia.	5							4,038	10	16,947
	Austria-Hungary.	1,004		3,721		4,627		5,279		5,819	
	Belgium.	9,105		2,939		2,854		9,707		1,198	
	B. E. Indies.	11,315		20,969	7,971	7,057	27,315	13,903	61,338	66,305	441,590
	B. W. Indies.	12				11					
	China.	422	5	811		913		1,928		462	
	France.	7,978		20,520		26,311		22,291		22,291	
	Germany.	13,087		28,501	7,717	31,546	312	41,360		46,904	2,366
	Japan.	21,686	62	18,100		11,490		14,554		16,090	
	Norway & Sweden.	8								12	
	Russia.	861		511		495				188	1,813
	Switzerland.	10,116		11,193		5,429		11,260		9,365	
	O. C.	408		468		974	440	280		1,413	1,760
		1,741,315	1,534,388	1,860,129	1,763,182	1,899,808	1,505,448	1,981,939	2,377,968	2,193,408	2,134,600
Fruits, viz.:	G. B.	45,111		62,233		61,509		50,540		48,553	
Fruits and nuts, dried.....	U. S.	456,492		715,804		758,671		766,133		982,695	
	Austria-Hungary.	25,726		18,173		1,617		1,034			
	Belgium.			757							
	China.	1,404		1,914		1,257		2,101		1,668	
	France.	107,243		123,278		152,873		138,581		150,221	
	Germany.	247		2,931				398		9,167	
	Greece.	179,901		207,910		136,489		211,056		196,678	
	Italy.	12,385		4,139		8,409		15,238		17,114	
	Japan.	64		29		646		3,726		1,990	
	Persia.	2,618		5,689		17,121		4,584		10,143	
	Portugal.	14,686		14,730		19,236		37,074		33,686	
	Spain.	328,731		372,946		557,859		327,861		513,805	
	Turkey.	44,962		78,170		64,327		85,402		95,028	
	O. C.	976		1,355		37		25		1,231	
		1,220,546		1,610,058		1,780,051		1,643,693		2,061,979	
Fruits, canned and preserved, jellies, jams, &c.....	G. B.	48,891		72,657	134	80,761		74,641		96,785	
	U. S.	57,405		94,667		91,078	248	62,870		44,039	
	Australasia.	13						391		341	
	B. E. Indies.	236		857		2,872		7,572		10,031	
	China.	2,419		2,543		2,620		3,729		4,767	
	France.	5,984		4,163		8,688		6,666		9,539	
	Germany.	15				23				67	
	Hawaii.	1,583				500					
	Italy.		20			1		138		1,327	
	Japan.	2				138		1,273		449	

3-4 EDWARD VII., A. 1904

No. 15.—STATEMENT (by Countries) of the Values of the Principal Articles, both Dutiable and Free, Imported, &c.—Continued.

ARTICLES IMPORTED.	1899.		1900.		1901.		1902.		1903.	
	Countries.		Dutiable.	Free.	Dutiable.	Free.	Dutiable.	Free.	Dutiable.	Free.
	%	%	%	%	%	%	%	%	%	%
Fruits— <i>Con.</i> Canned and preserved, &c.— <i>Con.</i>	Spain.....	161								
	O. C.....	6	819			4	993			870
Fruits, green and ripe.....			175,706	134	187,678	248	158,742			2,205
	G. E.....	117,246	157,354			156,501	31	150,534		159,155
	U. S.....	823,200	931,633	578,017		964,606	696,747	805,205		1,073,879
	Australasia.....	1,613	1,281			1,767		995		1,909
	B. W. Indies.....	15,726	6,087	1,610		34,658	2,085	44,019	27,960	73,851
	China.....	527	4,265			292		141		265
	Hawaii.....		2,546	1,823			427		242	
	Italy.....	356,600	211,145			371,219		405,232		250,507
	Japan.....	3,811	2,714			10,136		10,238		6,924
	Mexico.....		3,788			3,788		15,051		14,218
	Spain.....	5,194	3,768			4,395		15,272		15,538
	O. C.....	1,585	67			35		434	200	835
Fruits.....		1,325,502	566,707	1,334,618	581,480	1,546,797	669,295	1,760,887	833,007	1,597,081
	G. E.....	211,244	292,244	134		298,771	31	275,715		304,493
	U. S.....	1,337,097	1,742,104	578,917		1,814,355	606,995	1,947,974	805,295	2,100,613
	Australasia.....	1,626	1,281			1,767		1,386		2,250
	Austria-Hungary.....	25,726	18,173			1,617		1,034		
	Belgium.....		763			2		136		
	B. E. Indies.....	401	857			2,900		7,572		10,631
	B. W. Indies.....	16,079	6,087	1,640		34,540	2,085	44,144	27,960	74,870
	China.....	4,350	8,722			4,169		5,971		6,700
	France.....	113,257	127,468			161,561		145,613	200	159,941
	Germany.....	262	2,931			23		388		9,234
	Greece.....	179,901	297,910			136,489		211,056		196,678
Hawaii.....	1,583	2,546	1,823		500	427		242		
Italy.....	368,985	215,284			379,629		430,608		268,948	
Japan.....	3,877	2,743			10,240		15,237		9,363	
Mexico.....	1,424	2,739			3,788		15,051		14,218	
Persia.....	2,618	5,689			17,121		4,584		10,143	
Portugal.....	14,686	14,730			19,236		37,074		33,798	

Recapitulation.

SESSIONAL PAPER No. 10

Spain.....	333,925	161	376,714	582,258	344,003	529,343
Turkey.....	44,962		78,179	64,327	85,408	95,048
West Indies—						
American.....	96		40	35	66	
Cuban.....			2,147	518	352	2,944
O. C.....	544	6				
	2,662,647	566,894	3,116,382	3,514,526	3,563,322	3,828,612
G. B.....	278,886	250,457	297,665	393,787	336,498	310,129
U. S.....	103,330	332,575	111,300	149,951	182,764	229,766
Australasia.....	822		12	6,813	17	1,372
Austria-Hungary.....	269		3,450	1,031	1,531	3,021
B. Africa.....	173	4,441		48		
B. W. Indies.....						100
Belgium.....	1,987		7,127	15,245	11,164	7,751
China.....	136	7,821	624	1,640	15,008	4,892
France.....	36,277	4,883	71,631	126,321	122,614	105,037
French Africa.....				21,901		15,363
Germany.....	251,145	257,865	291,804	281,981	359,019	340,001
Japan.....	3			61		30
Newfoundland.....	24	13,167	10	40	18,322	12,890
Norway & Sweden.....						
Russia.....	4,841	5,980	13,481	16,713	28,048	34,607
West Indies.....						
American.....						
Cuban.....			259			
O. C.....	19	560		120	83	61
	677,912	877,249	757,354	987,138	1,056,866	1,035,234
G. B.....	289,128		364,919	351,472	388,504	460,945
U. S.....	484,859		537,513	536,949	523,820	592,032
Austria-Hungary.....	24,338		28,133	41,663	37,434	43,906
Belgium.....	349,910		496,135	348,853	600,549	584,584
B. W. Indies.....			108	10	89	
China.....	169		121	81	24	20
France.....	40,731		43,370	44,734	47,294	58,117
Germany.....	136,632		182,619	257,681	300,425	328,274
Holland.....	289		92	1,324	1,080	11,983
Italy.....	1,110		773	2,092	4,706	3,627
Japan.....	511		162	143		85
Newfoundland.....			5,790		15,059	65
Norway & Sweden.....			2	55	3,190	
Switzerland.....			36			
O. C.....	817		134	109	121	2,846
	1,328,754		1,659,956	1,584,922	1,932,589	2,086,444

Furs and manufactures of.....

Glass and manufactures of.....

SESSIONAL PAPER No. 10

Grease, all kinds.....	461	2,899	148	2,453	509	6,043	895	26,626	124	17,961
U. S.....	18,022	172,894	24,755	269,209	29,825	383,949	27,252	361,756	41,583	498,883
O. C.....	5,490	3,333	588	3,109	13,334	41	16,671
Gum-powder and other explosives.....	18,483	181,283	24,903	274,995	30,922	354,101	28,147	401,695	41,748	533,515
U. S.....	40,539	52,446	78,168	110,932	168,104
Belgium.....	170,593	190,556	200,063	307,901	227,273
Germany.....	55	17	1,727	160
Italy.....	1,241	4,492	7,630	5,119	2,368
O. C.....	181	44	30
Gutta percha, caoutchouc and India-rubber and manufactures of.....	212,609	247,511	287,630	423,982	397,905
U. S.....	119,523	9,614	118,111	41,198	154,944	254	217,812	5,966	446,811	7,119
Austria-Hungary.....	359,037	1,823,261	401,867	2,251,375	434,590	1,963,474	525,218	1,628,206	573,421	1,816,682
Belgium.....	15,687	111	19,150	349	7,750	432	12,413	1,005
France.....	1,819	963	2,381	327	2,007	2,693	1,296	2,335	1,990	201
Germany.....	13,249	1,302	15,933	2,208	19,233	6,610	30,016	7,231	22,090	657
Italy.....	8
O. C.....	52	128	103	15	132	125	69	46
Hair and manufactures of.....	493,690	1,850,955	539,061	2,314,273	611,272	1,986,913	775,029	1,656,275	1,045,811	1,824,705
U. S.....	8,915	17,990	8,044	18,405	7,286	2,824	8,041	11,102	7,357	16,030
France.....	14,392	35,823	15,880	39,415	13,584	28,385	18,680	38,505	9,001	41,426
Germany.....	2,121	988	13	970	416	866	480	84	573	1,182
O. C.....	25,428	770	1,600	503	963	1,100	246	1,187	334	4,563
Hats, caps and bonnets.....	794,977	45,043	882,277	69,982	889,442	63,735	842,929	76,865	734,221	75,001
U. S.....	702,569	99,449	735,311	108,442	739,123	168,803	872,598	169,543	1,032,489	179,730
Austria-Hungary.....	667	1,807	116	12	331
Belgium.....	722	314	1,280	169	1,116	565	10,706
China.....	69	109	1,517	4	738	94	30	2,435
France.....	9,884	4,292	13,632	4,605	9,939	9,939	20,298	10,502	17,794	8,125
Germany.....	2,823	12,851	3,169	16,981	1,923	16,494	826	22,439	4,484	12,647
Italy.....	2,975	802	5,166	6,951	1,094	5,889	128	14,930	350
Japan.....	81	206	37	11	2,069	172	6,093	391	15,236
Switzerland.....	40	673	5	36	17	614	83	2,540
O. C.....	1,514,807	163,123	1,640,013	201,665	1,658,119	265,620	1,743,057	287,300	1,805,696	397,996

3-4 EDWARD VII., A. 1904

No. 15.—STATEMENT (by Countries) of the Values of the Principal Articles, both Dutiable and Free, Imported, &c.—Continued.

ARTICLES IMPORTED.	Countries.	1899.		1900.		1901.		1902.		1903.		
		Dutiable.	Free.	Dutiable.	Free.	Dutiable.	Free.	Dutiable.	Free.	Dutiable.	Free.	
Hides, raw, whether dry, salted or pickled, skins undressed, dried, salted or pickled, and tails undressed.	G. B.	..	889,165	..	1,008,698	..	675,330	..	1,122,569	..	1,301,762	
	U. S.	..	1,947,188	..	2,128,488	..	2,435,363	..	2,174,754	..	2,613,520	
	Arg. Republic	..	708,145	..	530,550	..	201,307	..	279,961	..	831,770	
	Australasia.	..	39,128	..	88,807	..	26,880	..	22,802	..	13,264	
	Austria-Hungary.	5,283	
	Belgium.	..	2,101	..	1,614	..	298	..	14,583	..	22,970	
	Brazil.	90,126	..	233,166	..	270,926	..	19,149	..	
	British Africa.	..	25,960	..	9,814	..	27,212	..	10,638	..	26,562	
	B. E. Indies.	..	1,709	..	46,149	..	48,213	..	75,615	..	27,660	
	B. W. Indies.	..	33,634	..	24,543	..	31,972	..	72,624	..	67,201	
	China.	..	1,657	38,426	23,402	
	Denmark.	8,434	3,050	
	France.	..	135,195	..	151,554	..	262,292	..	400,238	..	436,194	
	French Africa	..	2,702	168,497	..	118,834	
	Germany.	..	78,496	..	61,293	..	47,672	..	108,447	..	44,424	
	Holland.	..	2,577	..	18,097	..	12,651	..	27,445	..	18,854	
	Italy.	6,027	..	4,944	
	Mexico.	6,970	8,171	
	Newfoundland	7,201	..	18,771	..	17,168	..	22,885	..	2,032
	Russia.	..	8,300	..	19	..	6,527	9,713	
Spain.	49,201		
St. Pierre.	2,419	..	2,413	..	670	..	449	..		
Turkey.	1,233	..	29,734	..	65,978		
Uruguay.	22,016	292,804		
West Indies—		
American	1,300		
Cuban.	462	..	1,043	..	1,972	..	592	..		
O. C.	3,293		
		..	3,877,829	..	4,219,399	..	4,114,875	..	5,086,042	..	5,662,528	
Hops	G. B.	21,416	..	18,462	23,631	..	20,324		
	U. S.	104,054	..	122,756	..	19,040	..	89,496	..	98,888		
	Austria-Hungary.	1,311	..	115,037	6,304		
		3,886		

SESSIONAL PAPER No. 10

Belgium.....	10,753	220	15,651	15,251	796
Germany.....	136,223	11,963	149,728	131,964	42,420
					168,732
G. B.....	20,889	19,195	21,078	22,165	23,433
U. S.....	80,052	87,616	106,988	118,636	121,072
France.....	3,531	1,832	4,142	4,213	4,213
Germany.....	15	203	14	15	181
O. C.....	82	30	115	119	294
	104,519	108,876	133,218	145,077	149,193
Jewellery.....					
G. B.....	39,161	47,877	67,619	69,413	74,356
U. S.....	393,882	464,249	421,223	519,403	598,155
Austria-Hungary.....	10,321	11,699	10,886	5,279	4,667
B. E. Indies.....	29	23		377	19
France.....	17,182	28,971	14,087	15,690	18,474
Germany.....	12,191	25,826	24,959	37,660	48,298
Italy.....			14		175
Japan.....	596	143	16	47	199
O. C.....	281	175	312	721	1,061
	473,143	578,963	589,116	648,590	745,404
Junk, old and oakum.....					
G. B.....	20,364	32,670	20,621	26,573	31,960
U. S.....	16,951	21,372	29,629	31,629	32,252
B. W. Indies.....	434	112	1,148	222	73
Germany.....			487		
Newfoundland.....	364	162	351	1,511	143
Norway & Sweden.....		20		4	
St. Pierre.....	475	593	521	355	956
O. C.....		103	17	70	215
	38,588	55,032	52,774	60,364	65,599
Leather and manufactures of.....					
G. B.....	500,268	221,157	204,974	257,750	316,966
U. S.....	1,436,600	1,606,913	1,458,973	1,466,882	1,530,248
Australasia.....			303	274	250
Austria-Hungary.....	1,071	1,639	532	1,314	553
Belgium.....	45	12	16	3,551	68
China.....	1,353	860	2,586	298	144
France.....	24,682	28,768	23,646	49,106	39,346
Germany.....	20,650	13,194	41,530	20,363	20,837
Japan.....	32	6	32	1,248	1,513

3-4 EDWARD VII., A. 1904

No. 15.—STATEMENT (by Countries) of the Values of the Principal Articles, both Dutiable and Free, Imported, &c.—Continued.

ARTICLES IMPORTED.	Countries.	1899.		1900.		1901.		1902.		1903.	
		Dutiable.	Free.	Dutiable.	Free.	Dutiable.	Free.	Dutiable.	Free.	Dutiable.	Free.
Leather and manufactures of— <i>con.</i>	Mexico.....										
	Newfoundland.....	1,967		1,451		51		3,193		288	
	Norway & Sweden.....					315		173			
	Switzerland.....	74		749		193		238		711	
	O. C.....	1,686,742		1,874,749		1,733,312		1,804,762		1,910,924	
Marble and manufactures of	G. B.....	3,312		3,869		1,750		2,601		2,631	
	U. S.....	86,026		79,696		77,914		102,036		128,062	
	Belgium.....			29		2,341		1,341		177	
	France.....	260		281		214		2,225		64	
	Germany.....	130		130		1,546		1,414		1,669	
	Italy.....	12,145		10,439		10,807		14,680		20,207	
	O. C.....	6		16				4,461		611	
	101,879		91,460		97,610		128,781		153,481		
Metals and minerals and manufactures of— Brass and manufactures of	G. B.....	43,891	57,016	47,563	72,815	47,177	69,801	54,273	69,006	86,586	79,135
	U. S.....	364,615	331,672	405,878	378,763	390,031	381,378	432,206	511,846	542,216	562,214
	Austria-Hungary.....	2,809		642		1,101		2		60	
	Belgium.....	29		383				211		7	
	B. E. Indies.....	622				13					
	B. W. Indies.....									718	
	China.....	120				351		96		26	
	France.....	8,523	4,652	8,957	6,206	16,286	2,723	13,136	3,766	23,039	5,398
	Germany.....	4,698	2,930	8,431	1,379	8,081	674	10,999	15,141	13,024	1,839
	Italy.....	1		112		54		4		98	
	Japan.....	222				913		341		368	
	Newfoundland.....	2	1,034		2,379	8	514		2,532		5,791
O. C.....	14		534		198		655		1,206		
	425,549	398,930	472,875	465,013	461,610	456,580	511,210	604,215	665,695	655,391	

SESSIONAL PAPER No. 10

Copper and manufactures of	G. B.	4,022	67,210	5,482	74,891	4,590	35,548	4,055	98,084	9,854	36,056
	U. S.	78,336	644,210	221,513	959,241	148,934	909,985	139,318	1,255,224	133,629	1,362,878
	Belgium		2,927		3,390	608			105		368
	B. W. Indies.						54		141		
	China.	1,254		322		1,617		2,195		169	
	France.	40		190		502		225	200	231	
	Germany.	136		54		312		330	1,877	372	
	Japan	34						23		13	
	Newfoundland							4,044	1,368		191
	O. C.		202	2,000	3,970	286	197		79	649	
		83,842	714,549	229,561	1,042,098	156,849	946,042	150,193	1,357,078	144,917	1,309,493
Gold and silver, and mfrs. of	G. B.	50,974		55,001		62,933		58,100		75,194	
	U. S.	233,017		238,265		238,033		242,328		298,007	500
	Austria-Hungary.	1,682		1,339		1,447		1,848		983	
	Belgium	77		925		1,307		150			
	B. E. Indies									384	
	B. W. Indies.									34	
	China.	264		334				61		2	
	France.	8,742		4,950		6,688		6,939		6,918	
	Germany.	43,313		41,363		50,406		42,227		54,786	
	Holland.							132		24	
	Japan	197		114		86		371		490	
	O. C.	38		31		12		48		54	
		338,304		342,922		361,791		352,224		436,876	560
Iron and steel and mfrs. of	G. B.	2,330,829	385,563	4,319,121	1,420,479	2,601,430	786,123	4,766,786	1,638,997	7,394,643	2,801,339
	U. S.	12,925,420	3,883,594	17,750,473	5,538,422	16,161,355	6,892,995	18,462,592	6,524,835	21,179,938	7,070,186
	Australasia.			100				87			
	Austria-Hungary.	292		1,696		5,100		1,302		50	278
	Belgium	34,346		40,658		41,093		184,672		430,612	286,884
	B. Guiana			27,760		970		1,413		2,820	
	B. W. Indies.	1,066		19,775		7,360		1,758		5,661	
	China.	299		181		194		38		181	
	Denmark	140						130		67	
	France	15,782		23,772		26,177		128,713		58,514	21,064
	Germany	228,811		328,171		285,211		1,134,511		704,867	629,632
	Holland.	938		1,539		187		9,521		8,136	343,052
	Italy	85				6,910		285		908	
	Japan	321		204		445		4,881		4,536	298
	Newfoundland	207		2,374		1,417		38,879		37,691	4,518
	Norway & Sweden.	30,659		47,406		44,554		50		1,105	
	Russia.	585		1,167		2,120		8		2,897	
	Spain.					77					
	St. Pierre.	36		237		369		80		817	128
	Switzerland.	124		15		571		3,206		3,445	

3-4 EDWARD VII., A. 1904

No. 15.—STATEMENT (by Countries) of the Values of the Principal Articles, both Dutiable and Free, Imported, &c.—Continued.

ARTICLES IMPORTED.	Countries.	1899.		1900.		1901.		1902.		1903.	
		Dutiable.	Free.	Dutiable.	Free.	Dutiable.	Free.	Dutiable.	Free.	Dutiable.	Free.
		£	%	£	%	£	%	£	%	£	%
Metals and minerals and manufactures of— <i>Con.</i> Iron and steel and mfrs. of— <i>Con.</i>	U. S. Colombia.....			2,999						1,722	
	O. C.	7		246		43				1,795	
		15,569,947	4,278,486	22,573,879	7,075,299	19,185,281	7,922,138	24,743,989	8,937,636	30,998,586	11,157,629
Lead and manufactures of.....	G. B.	218,293	54,599	184,988	54,578	101,320	49,836	120,195	62,462	74,435	47,304
	U. S.	135,321	321	115,237	574	115,577	1,124	68,717	9,021	64,901	36,918
	Australasia.....	968		1,698		890		1,518		3,109	
	Austria-Hungary..	194	256	539	573			40		250	1,124
	Belgium.....	602		556				14		20	
	B. W. Indies.....	92		25		17		1		10	
	China.....	3,906	2,600	10,125	2,009	8,004		6,999	860	10,039	526
	France.....	7,050	1,498	4,466	1,104	1,333		9,018	1,654	9,463	2,904
	Germany.....	1,737		1,737	222	2,248	536	2,842		939	
	Holland.....	418		192		315		362		311	
	Japan.....			31		8		141		8	
	O. C.	367,963	59,274	322,519	59,060	233,892	52,849	209,787	73,712	163,485	88,776
Tin and manufactures of.....	G. B.	10,441	994,197	8,778	1,804,208	9,299	1,538,920	10,431	1,593,470	14,515	1,929,363
	U. S.	79,979	247,711	88,951	387,424	106,580	493,388	98,582	494,742	103,894	578,217
	Australasia.....		26,949		192,511		81,174		29,422		33,953
	Belgium.....						13,937		605		492
	B. E. Indies.....	55		38		30		44,882		30,560	
	France.....	590		513		527	1,402	696		499	33,377
	Germany.....	3,589	8,455	3,354	9,097	3,096	34,443	6,046	12,955	4,904	7,656
	Holland.....	240		237	13,473	80	8,701	67	6,802	110	
	Japan.....	298		196		559		56		271	
	O. C.	95,192	1,277,312	102,067	2,316,713	120,171	2,216,907	115,881	2,178,262	124,206	2,588,309

SESSIONAL PAPER No. 10

Zinc and spelter manufactures of.....	G. B.	47,931	800	45,744	133	32,391	757	56,992	297	95,798
	U. S.	33,424	8,054	57,189	5,882	69,684	5,381	51,407	9,168	34,984
	Belgium.....	42,389	36	54,474	95	43,967	404	46,461	167	43,386
	France.....	184	169	32	249	2,920	2
	Germany.....	18,457	504	29,802	718	15,450	122	64,038	110	65,147
	O. C.	49	75	20	26	546	48	14,423
		142,201	9,627	187,453	6,800	161,740	6,690	222,364	9,792	253,732
Metals and minerals and mfrs. of, all other, N.E.S.	G. B.	78,847	99,699	91,460	110,455	72,851	121,024	119,638	127,474	96,702
	U. S.	223,838	710,085	440,707	711,001	476,229	867,027	443,973	1,064,673	875,386
	Australasia.....	547	5,722
	Austria-Hungary.....	391	3,849	3,278	4,470	3,727	8,470	5,310	6,987	10,416
	Belgium.....	203	213	21	1,001	1,129	1,316	40
	B. E. Indies.....	466	249	394	1,750	367	14
	B. W. Indies.....	126	119	12	76
	China.....	16,773	16,861	5	23,865	171	20,684	92
	France.....	10,088	33,779	6,720	40,451	26,678	44,833	7,780	43,622	17,394
	Germany.....	30,355	8,442	447	58	717
	Italy.....	431	1,037	176	195	732	390	308	327
	Japan.....	268	989	1,100	176	195	732	467,863	881,491
	Newfoundland.....	50	237	40,763	72	165,032	24,940
	Norway & Sweden.....	42,710
	Spain.....	16	31,220	1	10,601	28
	Switzerland.....
	West Indies.....
	American.....
	Cuban.....
	O. C.	26	929	229	882	575	25	21,000	1,073	31,250
		350,961	867,511	590,288	885,545	47,636	1,068,804	1,078,162	1,266,974	1,481,348
Recapitulation.		763,993								
Metals and minerals and manufactures of.....	G. B.	2,742,361	1,685,393	3,564,205	2,937,337	2,585,470	5,135,022	3,638,649	7,782,998	5,085,637
	U. S.	14,458,526	5,314,680	7,762,260	17,877,393	9,224,783	20,316,151	9,291,420	23,396,428	10,521,943
	Australasia.....	27,496	3,025	108,233	81,174	87	29,422	33,953
	Austria-Hungary.....	8,721	391	3,334	13,489	3,729	13,285	5,360	16,908	10,694
	Belgium.....	34,840	42,958	56,252	43,398	129,698	186,270	101,238	432,412	331,870
	B. E. Indies.....	3,565	86	44,882	1,982	36,560	416	33,377
	B. Guiana.....	27,764	970	1,413	2,820
	B. W. Indies.....	1,672	5,417	6,943	7,754	900	1,226	1,226	5,715	1,297
	China.....	2,061	1,397	2,311	2,475	493
	Denmark.....	140	145	59	261	67	313
	France.....	47,621	8,706	10,114	75,077	8,129	180,393	10,231	119,926	31,565
	Germany.....	318,238	93,805	158,747	393,795	245,404	1,248,086	807,712	1,914,430	724,902
	Holland.....	2,158	4,205	13,695	4,130	9,297	12,520	16,114	80,526	357,342
	Hong Kong.....	2,425	286	40	776
	Italy.....	517	1,068	7,411	62	851

SESSIONAL PAPER No. 10

Newfoundland	4,505	3,323	503	23	281	124	60,237
Switzerland	40	72	99	200	124		
O. C.	362,030	396,446	415,131	433,059	39,144	467,712	
Mustard, French mustard and mustard cake	58,976	54,504	68,208	69,533		70,252	
G. B.	21,437	22,214	20,405	21,420		25,859	
U. S.	632	852	553	702		419	
France	43						
O. C.	81,088	77,570	89,166	91,635		96,530	
Oils, coal, kerosene and products of.	1,351	1,666	2,042	1,530	5,007	442	2,003
G. B.	697,300	825,229	874,769	1,020,197	3,159	1,483,373	2,505
U. S.	4						
O. C.	698,655	826,895	876,811	1,021,727	8,166	1,483,815	4,508
Oils, fish oil	1,284	1,255	702	2,003		622	
G. B.	6,948	8,748	9,959	9,521		12,755	
U. S.	24						
China	1,456	1,435	1,649	385	40,364		74,017
Germany	37,039			37,973			
Newfoundland	3,758	10,006	7,475	7,223		3,857	
Norway & Sweden		282	1	9			
O. C.	13,170	22,626	19,846	19,201	40,364	17,234	74,017
Oils, vegetable, animal, lubricating and other, N.E.S.	383,338	536,704	480,836	488,233	41,226	386,363	66,695
G. B.	373,291	54,419	57,762	732,261	100,594	813,049	143,374
U. S.	18	65	108			72	1,836
Australasia	2,389	824	31	449		905	483
Belgium	3,423						3,539
B. E. Indies	73						
B. W. Indies	9,753	5,776	12,435	55			
China	26,169	4,011	19,149	15,987		20,727	31
France	1,613	401	6,025	23	1,159	27,844	1,691
Germany			306	536	1,691	5,092	616
Holland	7,121	5,377	7,522	8,623		575	
Italy	68	4		56		9,488	
Japan	496		8	2			
Spain	1,844	133	82	77		600	
Switzerland	388	3,569	1,218	168		1,036	
O. C.	809,934	1,022,221	1,112,256	1,198	50	4,330	
	65,317	92,354	153,891	1,276,925	144,727	1,270,084	218,235

3-4 EDWARD VII., A. 1904

No. 15.—STATEMENT (by Countries) of the Values of the Principal Articles, both Dutiable and Free, Imported, &c.—Continued.

ARTICLES IMPORTED.	1899.		1900.		1901.		1902.		1903.	
	Countries.		Countries.		Countries.		Countries.		Countries.	
	Dutiable.	Free.	Dutiable.	Free.	Dutiable.	Free.	Dutiable.	Free.	Dutiable.	Free.
<i>Recapitulation.</i>										
Oils.....	\$ 385,973	\$ 9,890	\$ 539,625	\$ 9,275	\$ 489,640	\$ 53,991	\$ 491,826	\$ 46,233	\$ 387,427	\$ 68,698
U. S.	1,077,539	55,161	1,274,298	82,599	1,462,490	101,104	1,761,979	103,753	2,309,177	145,879
Australasia.....	18	124	65	856	108	72	1,836
Belgium.....	2,889	824	1,206	31	449	905	483
B. E. Indies.....	3,423	3,539
B. W. Indies.....	73	270	1	35
China.....	9,777	5,776	12,435	15,987	20,727	31
France.....	26,169	855	25,048	31	19,149	132	25,180	1,159	27,814	1,691
Germany.....	2,773	5,446	8,274	23	3,750	1,691	5,092	616
Holland.....	401	306	536	575
Italy.....	7,121	271	5,377	56	7,322	56	8,623	57	9,488
Japan.....	68	4	8	2	3
Newfoundland.....	37,099	38,361	37,973	120	40,364	74,017
Norway & Sweden.....	3,758	11,677	7,526	7,375	3,857
Spain.....	496	82	77	600
Switzerland.....	1,844	133	173	168	1,036
O. C.	338	2,798	938	50	1,726	4,330
	1,521,759	103,400	1,871,742	132,384	2,008,913	193,352	2,317,853	193,257	2,771,133	296,790
Oil cake and meal, &c.
G. B.	8,741
U. S.	28,058	30,669	29,836	31,531	30,138
O. C.	238
	28,058	30,909	29,836	33,183	38,879
Oilcloth.....	231,201	284,244	344,194	386,932	467,490
U. S.	65,699	70,071	77,684	81,514	89,800
France.....	113	575	77,143	146	309
Germany.....	730	979	1,684	1,481	6,325
O. C.	391	88	9
	298,134	355,957	423,705	450,073	563,933

SESSIONAL PAPER No. 10

Optical, philosophical, photographic and mathematical instruments.....	G. B.	15,843	2,987	16,891	7,201	15,753	4,049	18,068	3,946	17,913	4,884
	U. S.	168,352	24,510	196,722	17,493	174,439	21,438	185,446	44,631	198,865	31,471
	Austria-Hungary.....	1,552	167	916	168
	France.....	18,686	1,357	13,081	4,392	16,510	2,465	13,870	1,473	25,736	1,895
	Germany.....	6,900	5,621	9,274	3,457	8,391	6,738	13,493	7,580	15,235	8,643
	O. C.	234	478	206	72	13	264	67	97	43
		211,637	34,953	235,683	32,543	215,242	34,755	237,057	57,697	258,014	46,886
Packages.....	G. B.	166,002	196,722	219,128	215,516	227,304
	U. S.	154,513	188,371	194,813	186,373	174,454
	Australasia.....	19	20	28	71	358
	Austria-Hungary.....	410	1,008	223	870	1,700
	Belgium.....	2,621	3,536	1,607	750	211
	British Guiana.....	40	2,219	2,589	2,879	2,681
	B. E. Indies.....	2,988	5,239	1,057	4,148	6,115
	B. W. Indies.....	9,339	4,442	4,148	1,408	2,031
	China.....	78,491	5,569	10,387	9,893	9,263
	Denmark.....	2,456	18	80	19
	France.....	8,706	86,744	82,231	103,812	110,631
	Germany.....	115,950	2,970	3,836	18,120	13,993
	Greece.....	502	11,138	2,683	9,462	13,104
	Holland.....	2,920	120,882	146,803	126,336	180,868
	Hong Kong.....	22,753	3,781	27	£7	3,106
	Italy.....	579	1,058	565	489	848
	Japan.....	348	3,483	3,509	3,496	3,343
	Spain.....	24,367	24,691	25,603	28,311
	Turkey.....	1,835	777	941	1,639
	O. C.	234	463	694	1,552
		570,402	663,896	699,985	710,918	781,731
Packages—Post office and express parcels and packages, &c.....	G. B.	109,420	676	130,077	946	127,741	155	126,656	60	113,520
	U. S.	5,484	12,169	1,229,926	17,053	1,549,495	23,707	1,507,856	136	1,321,486
	China.....	162	953
	France.....	801	51	693	97	217	38	12	71
	O. C.	388	125	4,069	43	934	124	1,888	15	256
		1,160,558	13,021	1,355,767	18,139	1,678,549	24,024	1,697,365	282	1,435,292
Printings, drawings, engravings, prints and building plans, N. E. S.	G. B.	30,588	361,896	41,256	235,978	51,393	172,341	42,399	331,816	44,003	250,143
	U. S.	118,125	155,977	340,859	101,200	161,932	232,995	195,980	183,788	229,535	139,277
	Austria-Hungary.....	34	28	173	92	45	622	298
	Belgium.....	802	183	667	130	683	300	403
	France.....	5,930	46,910	1,372	250	5,287	12,998	4,472	16,728	4,120	15,943
	Germany.....	12,310	5	13,576	32	23,939	646	26,752	615	24,801	2,504
	Holland.....	16	7,503	4,555	54	958	16	2,999	153	2,588

3-4 EDWARD VII., A. 1904

No. 15.—STATEMENT (by Countries) of the Values of the Principal Articles, both Dutiable and Free, Imported, &c.—Continued.

ARTICLES IMPORTED.	Countries.	1899.		1900.		1901.		1902.		1903.	
		Dutiable.	Free.	Dutiable.	Free.	Dutiable.	Free.	Dutiable.	Free.	Dutiable.	Free.
Paintings, drawings, &c.— <i>Con.</i>	Italy.....	34	366	26	660	30	2,423	62	1,643	56	2,023
	Newfoundland.....			15	2,090						
	O. C.....	933	125	119	304	887		350		497	52
		168,772	572,993	402,556	439,517	246,382	422,583	270,759	537,889	304,190	413,138
Paints and colours.	G. B.....	250,096	62,597	319,554	59,073	225,722	92,793	245,003	69,191	262,206	62,218
	U. S.....	191,616	42,724	278,084	41,765	386,267	52,773	300,438	60,003	636,446	70,874
	Belgium.....	35,468	115	31,878		26,070	244	19,504	1,251	39,323	2,660
	B. W. Indies.....				5						
	China.....	8		14				19		1	
	France.....	27,402	360	6,784	1,095	5,078	646	4,344	1,948	8,325	2,617
	Germany.....	255,806	5,528	290,623	7,637	125,262	10,827	223,640	9,794	237,230	18,715
	Holland.....	7,050		1,780		5		8,658		11,775	421
	Italy.....	250		271		432		172		72	
	O. C.....	321	195	11	284		389	7,153	495	2,153	554
	767,957	111,519	928,999	109,239	708,836	157,672	1,008,851	142,682	1,217,591	158,059	
Paper and manufactures of.....	G. B.....	247,019		273,938		372,357		360,094		401,681	
	U. S.....	911,275		1,042,663	541	1,324,765	4	1,473,666	340	1,575,736	
	Austria-Hungary.....	1,344		1,098		2,233		1,021		1,364	
	Belgium.....	11,407		15,663		14,761		18,975		27,213	
	China.....	1,791		2,014		947		979		2,469	
	France.....	12,883		10,785		11,773		14,709		21,764	
	Germany.....	69,205	192	71,943	167	61,866		65,167		76,914	
	Holland.....	75		507		2,113		1,178		5,130	
	Japan.....	3,252		6,553		6,343		6,273		6,151	
	O. C.....	43		493		328		393		1,830	
		1,258,294	192	1,425,597	706	1,797,516	4	1,942,455	340	2,130,252	
	Paraffine wax, stearic acid and stearine of all kinds.	G. B.....	5		165		472		1,569		3,892

SESSIONAL PAPER No. 10

U. S.	4,092	3,370	11,985	13,848	32,257
O. C.	1	21	13	14	22
Pelts, raw	4,098	3,556	12,470	15,431	36,171
G. B.					
U. S.	162		5,400		
St. Pierre.			48		
			120	10	216
	162		5,568	10	216
Pencils, lead, in wood or otherwise.	6,703	10,946	13,370	14,859	15,125
U. S.	50,314	58,831	59,137	63,162	74,319
France.	1,008	1,142	511	876	485
Germany.	22,437	27,329	31,779	26,762	35,095
O. C.	12	332	378	3	12
	80,474	98,780	105,165	105,662	125,636
Perfumery, all kinds, pomades, hair oil, &c.	20,726	18,994	23,25	18,909	18,921
G. B.	35,155	41,816	55,818	55,537	70,633
U. S.			17		
Belgium.	55,541	59,484	61,611	62,402	72,419
France.	3,489	3,760	7,861	6,084	8,394
Germany.			48		65
Japan.	155	157			
O. C.	262	337	605	261	489
	115,328	124,800	149,212	143,195	170,921
Pickles, sauces and catsups.	114,311	141,411	144,355	136,242	184,567
G. B.	61,680	91,458	80,536	83,904	111,359
U. S.			6,740	65	90
B. E. Indies.			1,153		1,969
China	1,719	2,896	3,568	3,010	5,082
France.	3,197	5,742	57	5,137	709
Germany.	485	86		638	
Italy.					
Japan.	2,132	2,727	5,310	4,015	6,675
O. C.	863	784	284	918	3,123
	184,387	245,104	242,003	233,929	313,514
Plants and trees	3,773	4,300	1,947	2,674	3,319
G. B.	11,318	15,718	27,896	25,328	38,006
U. S.	1,073	1,465	2,192	3,803	27,091
Belgium.			2		6,144
B. W. Indies.			379		51
China.	6	35	5	351	6
France.	3,091	2,680	1,580	6,108	447
Germany.	1,620	839	113	2,132	3,003
Holland.	3,389	3,927	3,321	2,218	8,760
					2,750
					23,985

3-4 EDWARD VII., A. 1904

No. 15.—STATEMENT (by Countries) of the Values of the Principal Articles, both Dutiable and Free, Imported, &c.—Continued.

ARTICLES IMPORTED.	Countries.	1899.		1900.		1901.		1902.		1903.	
		Dutiable.	Free.	Dutiable.	Free.	Dutiable.	Free.	Dutiable.	Free.	Dutiable.	Free.
		£	¢	£	¢	£	¢	£	¢	£	¢
Plants and trees— <i>Con.</i>	Japan	3	303	31	1,130	88	1,077	22	1,068	60	1,281
	O.C.		147	16	630	14	272	29	147	45	239
Precious stones of all kinds and imitations of	G. B.	17,925	237,252	32,512	339,969	23,455	387,625	12,753	317,250	51,162	407,078
	U. S.	9,746	26,226	13,647	52,067	19,883	75,639	14,122	79,366	17,126	92,639
	Australasia			475	371	720		468		869	28
	Austria-Hungary			202	276	979	49,031	1,318	56,838	454	82,223
	Belgium			125				19	896		
	B. E. Indies										
	France	11,817	13,466	11,460	34,940	15,597	24,354	16,166	59,450	24,362	398,323
	Germany	7,545	3,586	2,082	46,967	16,903	5,728	19,537	2,799	7,355	12,976
	Holland		136,771		93,043	16	133,112		281,189		223,869
	O.C.		55						158	1,502	305
		47,065	417,558	62,301	567,633	77,553	687,489	64,551	799,310	102,233	1,152,206
Provisions, viz. :—Butter, cheese, eggs, lard and meats	G. B.	42,036	63	56,822		35,764		30,147		34,300	
	U. S.	2,620,101	3,799	2,783,144	1,280	3,002,672	2,553	3,416	2,462,865	1,774,896	3,189
	Australasia	46,118		39,427		28,425		87,293		12,612	
	China	4,403		4,206		2,352		3,340		5,350	
	France	5,544		7,393		7,997		6,702		8,782	
	Germany	662		845		800		1,240		76	
	Italy	495		221		359		506		5,541	
	Japan	2				37		42		33	
	Newfoundland	18		10		6		97		376	
	Norway & Sweden	89						358		358	
	Switzerland	1,094		1,490		2,575		4,138		5,510	
	O. C.	191		1,140		2,036		850		3,042	
	2,721,753	3,862	2,894,698	1,280	3,083,023	2,553	3,492	2,547,220	3,492	1,851,821	3,189

3-4 EDWARD VII., A. 1904

No. 15.—STATEMENT (by Countries) of the Values of the Principal Articles, both Dutiable and Free, Imported, &c.—Continued.

ARTICLES IMPORTED.	Countries.	1899.		1900.		1901.		1902.		1903.	
		Dutiable.	Free.	Dutiable.	Free.	Dutiable.	Free.	Dutiable.	Free.	Dutiable.	Free.
Salt— <i>Con.</i>	Spain.....		5,167		6,908		3,900		11,591		16,343
	West Indies—										
	American.....								243		
	Cuban.....	2							1,947	60	1,031
	O. C.....								385,629	41,772	361,185
Sausage casings, N.E.S.....	G. B.....	32,819	267,520	30,183	295,253	33,419	339,887	39,079	385,629	41,772	361,185
	U. S.....	7,791		8,386		9,330		12,252		13,318	
	Australasia.....	37,610	69	44,607	102	41,669		47,281	71	48,239	7
	O. C.....	316		592		361					
	O. C.....	45,720	69	54,593	102	51,360		59,533	71	61,557	7
Seeds and ballbous roots, N.E.S.....	G. B.....	8,394	26,112	10,120	108,374	6,658	70,994	4,779	153,378	10,974	81,711
	U. S.....	360,936	1,073,808	510,324	1,279,801	557,514	688,388	424,451	1,748,580	482,699	1,345,629
	Arg. Republic.....		56,786		27,338				47,349		28,938
	Belgium.....	1		30					29		384
	China.....	98		189		54			73		148
	Denmark.....			29		735		386		808	
	France.....	9,222	22,478	4,750	24,171	8,205	12,757	7,416	22,200	9,806	29,043
	Germany.....	5,374	3,558	1,913	3,572	5,101	1,782	7,272	18,690	5,094	10,703
	Holland.....	455	530	1,536	562	737	1,761	2,198	2,543	323	6,524
	Turkey.....	3,863		1,505		2,319		3,883		5,321	
	O. C.....	115		91		771		304		63	
			388,458	1,183,362	530,487	1,443,818	582,094	780,078	450,563	1,992,740	486,091
Settlers' effects.....	G. B.....		458,888		657,344		801,538		802,313		1,117,813
	U. S.....		2,183,861		2,385,724		2,915,603		3,751,363		5,287,883
	Australasia.....		5,245		790		910		754		12,500
	Austria-Hungary.....		5		25		291		1,343		186
	Belgium.....		5,590		3,375		673		750		100

SESSIONAL PAPER No. 10

B. E. Indies.	25	116	600	1,204	250
B. W. Indies.	3,500	918	4	1,050	870
China	348	1,610	44	470	950
France	897	1,620	10,720	12,377	12,982
Germany	875	2,113	1,413	3,419	2,941
Hawaii			700	606	300
Holland	319		1,200		120
Italy			1,085	240	
Japan	97	952		500	205
Newfoundland	3,238	10,311	112		3,158
Russia	142,790	512	530	4,092	500
Turkey	200		175		
O. C.	78				1,936
	2,805,956	3,065,410	3,740,630	4,580,481	6,442,724
G. B.	647	1,737,383	36	1,929,383	733
U. S.	276,889	222,332	277,199	346,246	213,469
Austria-Hungary	18,193	9,581		11,052	17,006
Belgium	552	1,117	319	644	4,400
B. E. Indies.	35	12			
China	5,723	6,623	7,601		11,736
France	430,158	445,426	286		593,583
Germany	287,674	286,588	469,918		394,229
Hong Kong	5,861	3,371	659		4,764
Italy	14,061	8,375	39,061		57,181
Japan	227,234	249,662	270,996	21,600	363,557
Switzerland	158,601	113,218	164,293	410	153,206
Turkey		2,289	136		
O. C.	249		1,303		123
	2,910,290	3,105,977	277,521	369,043	3,785,068
G. B.	301	800	228		256
U. S.	30,035	66,805	68,071		77,864
Germany	2,596	4,278	3,540		5,764
O. C.	147	221	789		554
	33,079	72,164	72,628		84,438
G. B.	185,615	120,439	37,967		34,845
U. S.	165,844	210,933	228,350		250,700
France	27,883	32,803	48,944		56,780
Germany	1,785	1,222	1,303		1,742
Italy		768	1,567		2,375
O. C.	71	14	259		112
	381,198	366,179	318,390		346,554

Silk and manufactures of

Slate and manufactures of

Soap

No. 15.—STATEMENT (by Countries) of the Values of the Principal Articles, both Dutiable and Free, Imported, &c.—Continued.

ARTICLES IMPORTED.	Countries.	1899.		1900.		1901.		1902.		1903.	
		Dutiable.	Free.	Dutiable.	Free.	Dutiable.	Free.	Dutiable.	Free.	Dutiable.	Free.
		₹	₹	₹	₹	₹	₹	₹	₹	₹	₹
Spices.....	G. B.	87,626		124,044		129,415		151,406		127,106	
	U. S.	76,563		76,787		63,528		71,829		63,520	
	Belgium.....										
	B. E. Indies..	6,249		7,870		2,773		13,131		17,587	
	B. W. Indies..	14,142		8,364		15,247		9,247		16,669	
	China.....	530		3,692		3,062		1,628		4,074	
	Germany.....	231									
	Japan.....	2,275		2,466		5,087		4,372		4,624	
	O. C.	1,071		1		1,971		300		2,877	
			188,687		223,224		221,382		251,973		236,437
Spirits and wines	G. B.	694,192		827,541		906,389		850,305		956,771	
	U. S.	89,983		79,215		82,709		83,750		91,204	
	Anstrasia.....										
	Belgium.....	229				182		1,043		134	
	B. Ghana.....	10,486		15,430		20,365		12,462		6,926	
	B. W. Indies..	6,724		8,275		10,744		9,643		10,587	
	China.....	14,013		12,124		16,622		21,967		15,249	
	Denmark.....	106		165		128				82	
	France.....	588,291		672,015		702,705		761,914		816,624	
	F. poss. in Africa.	103		97		205					
	Germany.....	15,163		16,488		13,388		16,568		17,531	
	Holland.....	170,890		187,448		241,019		203,374		286,061	
	Hong Kong...	61		4,635		2,689		203		5,933	
	Italy.....	10,485		12,827		8,195		12,002		10,595	
	Japan.....			2,073		1,618		3,229		6,814	
Madera.....	18				146		239		290		
Newfoundland.	2,044		1,358		1,204		1,967		1,066		
Norway & Sweden.	103				122				290		
Portugal.....	29,516		31,967		40,964		39,319		43,159		
Spain.....	85,875		109,954		114,673		122,980		128,935		
St. Pierre.....	231		731		935		887		1,241		
Switzerland.....	662		925		1,086		1,064		735		

3-4 EDWARD VII., A. 1904

No. 15.—STATEMENT (by Countries) of the Values of the Principal Articles, both Dutiable and Free, Imported, &c.—Continued.

ARTICLES IMPORTED.	Countries.	1899.		1900.		1901.		1902.		1903.	
		Dutiable.	Free.	Dutiable.	Free.	Dutiable.	Free.	Dutiable.	Free.	Dutiable.	Free.
		£	%	£	%	£	%	£	%	£	%
Sugar, molasses, &c.— <i>Con.</i> Sugar, all kinds— <i>Con.</i>	West Indies—										
	American.	19,093		4,540	59	2,917	76	2,917	76	2,917	76
	Cuban.	31		23		42		11		12	
	O. C.					14,052					
		6,065,129		7,554,012		7,953,310		7,905,044		6,472,935	
Molasses.	G. B.	195		26,771		99,897		26,139		1,161	
	U. S.	174,215	11	396,485	343	244,810	7	162,039	360	179,908	314
	Australasia.	334		163		26		257		145	
	B. Guiana.	17,675		19,171		5,322		463,468		349,318	
	B. W. Indies.	354,601		467,699		482,079		8,901		191	
	Dan. W. Indies.	6,823		1,435		1,635					
	Dutch W. Indies.										
	West Indies										
	American.	259,742		301,867		237,215		260,403		286,842	
	Cuban.	6		93		39		1		945	
		813,591	11	1,216,684	343	1,071,083	7	921,228	360	818,510	314
Sugar candy, confectionery, sweet- ened gums and candied peels, glucose or grape sugar and sac- charine, including maple sugar and maple syrup.	G. B.	58,502		67,048		82,050		83,460		108,135	
	U. S.	103,030		107,580		228,290		179,289		122,875	
	China.	688		893		697		1,037		1,242	
	France.	6,736		5,010		7,686		7,549		7,774	
	Germany.	1,952		502		4,321		2,423		1,555	
	Holland.										
	Italy.	116		1,622		151		937		1,128	
	Switzerland.	176		17		343		99		117	
	Turkey.							138		236	

SESSIONAL PAPER No. 10

	62	322	418	704	1,191
O. C.....	171,208	243,170	320,956	275,626	244,445
G. B.....	252,413	185,605	851,199	415,924	181,293
U. S.....	962,323	1,589,754	1,053,540	914,703	439,488
Australasia.....	428,299	404,363	1,614	257	145
Austria-Hungary.....	24,274	2,162	5,584	17,378	38,994
Belgium.....	1,452,563	2,328,383	2,854,524	325,232	430,763
B. Guiana.....	33,469	39,619	101,458	154,317	571,481
B. W. Indies.....	664,889	636,711	989,464	1,189,879	1,444,122
China.....	28,642	8,143	27,607	38,527	1,392
Dutch E. Indies.....	145,825		311,675	699,853	410,976
Dan. W. Indies.....	8,439		1,695	8,901	203
Dutch W. Indies.....		1,435			
Filip.....					231,333
France.....	6,775	5,022	794,304	1,304,615	153,741
Germany.....	2,750,166	3,412,383	1,521,744	3,653,370	3,118,296
Holland.....	32,804	61,229	165,289	42,358	40,036
Hong Kong.....	26	27,718	16,936	59	22,458
Italy.....	116	1,622	151	957	1,128
Peru.....			412,873	19,498	157,829
Russia.....	21		14,041	99	117
Switzerland.....		176	343	138	240
Turkey.....		17			
West Indies—					
American.....	278,835	{ 309,497	257,274	263,320	286,918
Cuban.....		{ 23		42	
O. C.....	40	94	64	271	1,307
	7,049,928	9,013,866	9,345,379	9,101,898	7,535,890
				360	314

Recapitulation.

Tallow.....

G. B.....	1,310	975	2,481	2,563	3,290
U. S.....	559	1,386	4,436	1,722	3,142
O. C.....				350	
	1,869	2,361	6,907	4,635	6,432

3-4 EDWARD VII., A. 1904

No. 15.—STATEMENT (by Countries) of the Values of the Principal Articles, both Dutiable and Free, Imported, &c.—Continued.

Articles Imported.	Countries.	1899.		1900.		1901.		1902.		1903.			
		Dutiable.		Free.		Dutiable.		Free.		Dutiable.		Free.	
		£	%	£	%	£	%	£	%	£	%	£	%
Tea.	G. B.	3,477	786,757	904	747,432	6,554	685,445	1,079	842,641	2,263	946,138		
	U. S.	156,756	41,524	1,148,402	291,021	290	925,228	75,320	62,346	992,933	1,524,253		
	B. E. Indies	718	390,498	10	391,411	200	168,386	249	150,802	803	257,757		
	China	17	263	1,169	1,276,736	1,064,459	969,806	12	969,806	673,213	5,858		
	Holland.	5	453	422	9,661	13	4,236	1	4,236	431	3,407,209		
	Japan												
	O. C.												
		160,353	3,367,854	46,611	3,564,403	36,388	3,453,179	76,711	2,900,418	65,845	3,407,209		
	Tobacco and manufactures.	G. B.	46,253	215	65,887	861	80,949	1,708	102,286	132,940	76,797		
		U. S.	96,270	1,691,065	108,615	1,661,117	228,263	1,548,233	100,625	2,005,153	102,948	2,357,534	
Belgium		144	2,008	242	654	634	612	84	89	89	371		
B. E. Indies		544		286		171		122		342			
B. W. Indies.		3,240		1,913		1,672		1,271		1,752			
China.		2,566		1,452		1,450		2,238		810			
Egypt.		5,355		5,419		10,073		13,351		16,437			
France.		448		308		356		865		808			
Germany.		1,682	10,500	2,187	18,870	2,056	8	2,089	42	5,379	10,222		
Holland.		2	7,252	219	39,975	442	14	42	6,535	206	4,815		
Japan		25		269		663		92		550			
Mexico.		3,440	4,051	1,813	1,568	9,586	35	8,158		8,088	258		
Philippines.				14,584		14,387		9,677		14,184			
Spanish Possess., other		9,011		60		120		81		60			
Switzerland.		60		2,701		872		3		1,107			
Turkey.													
West Indies—													
American.	143,572	360	80	8,396	263,116	3,154	7	227,925	93	250,861	50,830		
Cuban.	288		983		1,439		1,564		1,874	2,690			
O. C.	312,880	1,715,451	426,458	1,731,366	616,569	1,555,851	479,377	2,020,099	537,511	2,503,517			

SESSIONAL PAPER No. 10

Tobacco pipes of all kinds, pipe-mounts, cigar and cigarette holders and cases for same, smokers' sets and cases therefor and tobacco pouches.	G. B.	70,001	92,190	129,212	162,852
	U. S.	20,395	18,650	27,315	34,667
	Austria-Hungary.	29,728	51,802	25,771	23,358
	Belgium.	278	233	703	145
	France.	65,950	92,337	84,469	107,843
	Germany.	26,819	37,498	35,951	38,054
	Switzerland.	881	881	164	399
	O. C.	75	185	98	1,285
		214,057	292,895	303,683	398,603
Trunks, pocketbooks, purses, hat boxes carpet bags and satchels.	G. B.	16,705	25,788	55,324	28,974
	U. S.	82,234	90,486	130,635	187,840
	Austria-Hungary.	244	628	567	1,670
	France.	13,107	11,900	9,088	12,489
	Germany.	13,909	18,826	21,965	34,122
	O. C.	99	351	67	594
		130,781	147,974	197,646	265,689
Turpentine, spirits of.	G. B.	15	240	6	2,350
	U. S.	359,657	309,095	311,767	434,708
	O. C.	3	4		
		359,675	309,339	311,773	437,058
Umbrellas, parasols and sunshades.	G. B.	101,473	68,400	60,785	50,431
	U. S.	5,301	8,297	8,837	9,147
	France.	611	391	76	433
	Germany.	3,016	4,547	2,402	1,792
	O. C.	217	229	124	238
		109,890	81,864	72,224	62,041
Varnish, lacquers, dyes, collodion and oil finish.	G. B.	27,223	35,457	34,753	33,424
	U. S.	59,270	80,965	102,547	108,681
	France.	132	138	276	418
	O. C.	12	65	86	5
		86,763	116,625	137,662	142,528
		421	351	663	852

3-4 EDWARD VII., A. 1904

No. 15.—STATEMENT (by Countries) of the Values of the Principal Articles, both Dutiable and Free, Imported, &c.—Continued.

ARTICLES IMPORTED.	Countries.	1899.		1900.		1901.		1902.		1903.		
		Dutiable.	Free.	Dutiable.	Free.	Dutiable.	Free.	Dutiable.	Free.	Dutiable.	Free.	
												£
Vegetables....	U. S.....	16,451	£	23,058	£	32,481	£	32,804	£	29,722	£	
	U. S.....	272,953	£	330,650	£	377,394	£	342,468	£	607,009	£	
	Australasia.....	3	£	647	£	387	£	1,324	£	1,627	£	
	Belgium.....	450	£	3,606	£	541	£	62	£	1,966	£	
	B. W. Indies.....	1,680	£	6,672	£	8,578	£	11,624	£	10,811	£	
	China.....	6,704	£	31,357	£	19,325	£	29,608	£	37,626	£	
	France.....	26,724	£	6,729	£	161	£	2,709	£	5,866	£	
	Germany.....	382	£	2,812	£	1,155	£	37	£	4,894	£	
	Hong Kong.....	1,013	£	2,148	£	2,025	£	2,085	£	3,229	£	
	Japan.....	698	£	5,469	£	3,128	£	5,662	£	14,525	£	
	Spain.....	1,059	£	21	£	210	£	1,504	£	591	£	
	O. C.....	215	£	413,149	£	445,385	£	430,397	£	717,866	£	
Watches and parts of.....	U. S.....	13,947	£	8,784	£	10,552	£	12,618	£	22,526	£	
	U. S.....	348,243	£	406,633	£	511,063	£	575,654	£	700,474	£	
	France.....	19,816	£	6,994	£	6,994	£	13,639	£	11,878	£	
	Germany.....	8,721	£	5,331	£	3,737	£	12,691	£	8,459	£	
	Switzerland.....	36,471	£	60,005	£	90,057	£	128,556	£	129,348	£	
	O. C.....	39	£	39	£	1,997	£	68	£	68	£	
	U. S.....	427,198	£	500,018	£	624,000	£	742,558	£	872,753	£	
	Webbing, elastic and non-elastic....	U. S.....	43,290	£	51,427	£	53,309	£	46,170	£	48,148	£
		U. S.....	68,954	£	78,697	£	82,773	£	106,881	£	110,896	£
		France.....	2,416	£	5,081	£	980	£	2,301	£	2,885	£
		Germany.....	6,846	£	4,391	£	1,638	£	1,386	£	2,241	£
		O. C.....	118	£	154	£	1,638	£	1,386	£	2,241	£
U. S.....		121,624	£	139,750	£	138,700	£	156,738	£	164,393	£	

SESSIONAL PAPER No. 10

Wood and manufactures of	52,908	1,177	77,980	10,664	74,524	15,528	60,909	7,631	101,811	13,517
U. S.	984,401	2,919,433	1,204,278	3,610,854	1,229,159	3,481,338	1,407,808	4,248,462	1,678,101	5,023,638
Australia	1,210	2,155	4,945	167	2,608	1,907	2,978	599
Austria-Hungary	624	232	654	264	628
Belgium	142
B. E. Indies	1,461	1,103	287	906	126	128	109	131	390
B. W. Indies	1,730	1	2,048	485	2,764	1,678	906	611
China	11,375	5,191	17	13,161	472	28,650	138	9,088
France	11,096	10,210	10,845	1,627	13,816	28,458	1,130
Germany	37	80	2	469
Holland	1,528	4,020	293	801	2,481
Italy	4,852	95	9,575	40	5,247	22	3,147	209	4,303	367
Japan	156	251	103	2,810	4,005	288	4,124	1,708
Newfoundland
Norway & Sweden
Portugal	19,148	1,085	21,120	1,190	29,215	573	38,080	7,934	405	11,039
Spain	60,984	1,182	35,970	1,929	61,900	5,456	65,715	1,357	17,145	11,414
U. S. of Colombia	5,700	887	68	642	36	779	2,138	1,086	248
O. C.	479
	1,152,184	2,929,608	1,374,954	3,628,344	1,434,263	3,509,615	1,625,231	4,274,209	1,926,353	5,064,061

Wool and manufactures of	7,605,467	755,680	7,943,274	904,194	7,940,376	645,351	8,881,941	890,026	11,134,291	790,496
U. S.	433,203	520,684	361,662	449,892	369,410	424,497	354,621	252,171	386,211	351,509
Arg. Republic	17,973	13,316	61,739	126,499	29,985
Australia	2,916	8,427	3,919	9,844	13,379	951	46,807	175	9,318
Austria-Hungary	32,889	10,204	32,817	12,037	13,377	8,676	29,748	4,098
Belgium	68,029	51	46,845	36,098	60,841	11,511	28,924	12,467
B. Africa	5,067	22,188
B. E. Indies	1,496
B. W. Indies	235	591	15	241	12
China	1,424	1,515	184	956	912	1,255	1,865
France	592,628	124,035	623,698	316,664	643,074	193,234	804,858	333,846	865,052	288,400
Germany	999,634	751	997,886	245	818,048	126	884,016	382	1,170,489	7,875
Holland	725	790	294	904
Italy	39	14	51	3,257
Japan	164	533	922	352	50
Newfoundland	10	5	3	70	135	178
Russia	38	2
Switzerland	5,523	5,828	7,227	3,768	10,044
Turkey	29	926	1,129	85
O. C.	130	4	391	553	5,260	1,97	307
	9,674,781	1,506,027	9,973,307	1,754,712	9,830,402	1,413,344	10,962,608	1,660,499	13,612,942	1,517,390

No. 15.—STATEMENT (by Countries) of the Values of the Principal Articles, both Dutiable and Free, Imported, &c.—*Concluded.*

ARTICLES IMPORTED.	Countries.	1899.		1900.		1901.		1902.		1903.	
		Dutiable.	Free.	Dutiable.	Free.	Dutiable.	Free.	Dutiable.	Free.	Dutiable.	Free.
Gold and bullion.....	G. B.	128,800	509,747	198,169	191,036	103,863					
	U. S.	4,589,968	7,764,291	3,335,683	6,062,354	8,814,938					
	B. W. Indies.....	1,490	846	228	48	50					
	China.....	2	256	1,305							
	France.....	1,350		60							
	Germany.....			3							
	Italy.....										
	Japan.....	33,080	23,234	1,000	53,740	57,003					
	Newfoundland	419			245						
	O. C.....	4,705,134	8,297,438	3,537,294	6,311,405	8,976,797					

SESSIONAL PAPER No. 10

No. 16—STATEMENT (by Countries) of the Values of the Principal Articles Exported during the Fiscal Years ended June 30, 1899, to 1903.

(ABBREVIATIONS.—*G. B.*, Great Britain. *U. S.*, United States. *B. W.*, British West. *B. E.* British East. *D. W.*, Dutch West. *O. C.*, Other Countries.)

ARTICLES EXPORTED.	Countries.	1899.	1900.	1901.	1902.	1903.
		\$	\$	\$	\$	\$
Animals, living :—						
Horned Cattle, one year old or less.....	G. B.....	7,797	14,823	24,600	150
	U. S.....	242,947	375,098	260,998	124,497	59,752
	B. W. Indies.....	665
	Newfoundland.....	35	10	446	33	106
	St. Pierre.....	570	875	765	619	593
	O. C.....	20
		251,349	390,806	287,474	125,299	60,471
Horned Cattle, over one year old.....	G. B.....	7,157,573	7,564,257	8,003,876	9,742,588	10,842,438
	U. S.....	1,070,593	1,035,959	634,640	699,178	260,166
	Arg. Republic.....	14,600
	Belgium.....	32,270	28,140	88,550
	B. W. Indies.....	5,456	4,223	739	2,677	4,977
	France.....	2,520
	Newfoundland.....	66,579	72,812	73,785	80,734	78,790
	St. Pierre.....	21,930	22,619	21,406	18,112	34,345
	Switzerland.....	2,226
	O. C.....	665	20	70	382	525
		8,325,022	8,699,890	8,781,386	10,574,331	11,309,791
Horses, one year old or less.....	G. B.....	5,400	590
	U. S.....	103,681	4,350	980	5,874	5,045
	Newfoundland.....	2,500	50
		109,081	4,350	4,070	5,924	5,045
Horses, over one year old....	G. B.....	596,627	521,666	230,775	435,155	224,845
	U. S.....	348,929	316,804	490,872	646,429	777,681
	Belgium.....	490
	B. Africa.....	412,250	328,125	651,300
	B. Guiana.....	2,100	900	450	1,615
	B. W. Indies.....	7,267	2,720	2,475	13,745	9,900
	Newfoundland.....	13,828	10,495	18,134	10,885	18,642
	St. Pierre.....	75	350	1,450	50	680
	O. C.....
		968,826	1,265,185	1,071,831	1,758,504	1,033,363
Sheep, one year old or less....	G. B.....	48,595	14,595	94,916	95,281	94,386
	U. S.....	1,068,756	1,163,162	1,001,004	803,701	893,336
	B. Guiana.....	240
	B. W. Indies.....	30	2,698	828
	Newfoundland.....	235	1,049	598	896	297
	St. Pierre.....	468	1,226	799	791
		1,118,084	1,182,970	1,097,317	899,878	989,638

3-4 EDWARD VII., A. 1904

No. 16.—STATEMENT (by Countries) of the Values of the Principal Articles Exported, &c.—Continued.

ARTICLES EXPORTED.	Countries.	1899.	1900.	1901.	1902.	1903.
		\$	\$	\$	\$	\$
Animals, living— <i>Con.</i>						
Sheep, over one year old....	G. B.	285,141	460,913	340,419	430,055	562,501
	U. S.	108,266	234,835	160,094	118,436	70,966
	Belgium.....			6,996	4,500	3,774
	B. Guiana.....	980	300	555	82	771
	B. W. Indies....	12,912	534	5,399	13,637	14,355
	France.....				10,450	
	Newfoundland....	9,306	9,467	11,308	12,027	10,034
	St. Pierre.....	6,128	4,993	6,643	7,686	6,835
	O. C.	375				
		423,048	711,042	531,414	596,893	669,236
Swine.....	G. B.					700
	U. S.	2,413	11,573	5,854	81,516	316,397
	Newfoundland....	411	426	374	238	2,792
	St. Pierre.....	2,029	2,553	1,929	2,238	2,242
	O. C.	211	21	144	87	238
		5,064	14,573	8,301	84,079	322,369
Poultry and other....	G. B.	17,134	771	36,555	2,046	774
	U. S.	67,354	55,858	85,321	55,862	62,083
	B. Guiana.....	430		300		33
	B. W. Indies....	815	593	1,416	1,433	1,198
	Newfoundland....	2,166	179	1,379	89	107
	St. Pierre.....	2,758	2,323	2,747	2,499	1,353
	O. C.	271	1,462	100	79	115
		90,928	61,186	127,818	62,068	65,663
<i>Recapitulation.</i>						
Animals, living.....	G. B.	8,118,267	8,577,025	8,731,731	10,705,275	11,725,644
	U. S.	3,012,879	3,197,639	2,639,763	2,535,493	2,445,426
	Belgium.....			39,266	33,130	92,439
	B. Africa.....		412,250	323,125	651,300	
	British Guiana ..	4,265	1,460	855	552	3,067
	B. W. Indies....	26,601	10,789	10,838	31,579	31,393
	China.....				382	
	France.....				12,970	
	Newfoundland....	92,560	94,438	108,524	104,952	110,768
	St. Pierre.....	33,958	34,939	35,739	31,204	46,839
	O. C.	2,872	1,462	14,770	79	
		11,291,402	12,330,002	11,909,611	14,106,916	14,455,57
Ashes, including pot and pearl ashes.....	G. B.	42,610	48,812	39,710	40,927	34,652
	U. S.	65,388	86,789	75,327	91,079	79,384
	Australasia.....	70	1,033	912	650	645
	Belgium.....	2,714	1,290		730	2,636
	France.....		300	600	350	
	Germany.....			1,335		
	O. C.	15	31	2,610	62	14
		110,797	138,255	120,494	133,798	117,331
Bones.....	G. B.	60		3,634	58	
	U. S.	46,868	46,367	30,726	29,483	32,107
	Belgium.....			3,401		
	Germany.....			1,707		
	O. C.					121
		46,928	46,367	38,868	29,541	32,228

SESSIONAL PAPER No. 10

No. 16.—STATEMENT (by Countries) of the Values of the Principal Articles
Exported, &c.—Continued.

ARTICLES EXPORTED.	Countries.	1899.	1900.	1901.	1902.	1903.	
		\$	\$	\$	\$	\$	
Books, pamphlets, maps, photographs, &c.....	G. B.	28,256	40,139	47,421	27,501	52,013	
	U. S.	83,310	86,658	97,037	132,529	125,586	
	Australasia.	3,106	15,788	5,900	5,548	9,892	
	Belgium.	1,025	148	505	615	270	
	B. Africa.	393	118	933	499	1,337	
	B. E. Indies.	214	125	930	411	443	
	B. Guiana.	192	44	233	295	
	B. W. Indies.	7,064	14,285	2,107	4,196	4,543	
	China.	355	386	2,442	1,312	403	
	France.	475	4,878	943	208	163	
	Germany.	464	1,115	226	432	386	
	Mexico.	150	60	
	Newfoundland.	9,527	13,413	4,815	7,098	11,377	
	O. C.	773	1,678	1,247	3,604	2,931	
		135,154	178,731	164,700	184,246	209,639	
Breadstuffs :— Grain— Barley	G. B.	120,143	937,721	997,182	172,028	291,032	
	U. S.	59,158	77,754	85,927	9,499	17,148	
	Belgium.	111,038	85,966	41,648	130,801	
	B. W. Indies.	331	23	161	
	B. Guiana.	450	175	
	Germany.	67,041	
	Newfoundland.	188	460	358	10	8	
	O. C.	30	6,388	3,280	7,991	18,083	
			179,519	1,200,852	1,173,219	231,199	457,233
	Beans.....	G. B.	42,233	17,700	11,049	9,477	7,327
U. S.		15,348	99,830	338,746	185,921	54,017	
Australasia.		11,439	5,848	2,814	
Belgium.	11,177	2,700	1,985	828	
B. W. Indies.		13,304	6,188	4,929	1,639	846	
Dan. W. Indies.		17	144	72	94	
France.		131,874	172,140	50,321	13,774	3,080	
Germany.		3,224	448	678	
Holland.		4,985	
Newfoundland.		5,022	7,056	3,262	1,987	1,821	
West Indies — American.		6,245	1,986	
Cuban.	6,091	932	2,059	7,482	
O. C.		5,547	6,934	6,871	5,407	4,306	
		239,238	335,542	418,810	225,813	79,801	
Buckwheat.....	G. B.	97,372	63,086	93,798	79,094	67,900	
	U. S.	4,508	2,196	1,689	2,141	1,080	
	Belgium.	48,323	18,153	80,730	28,328	32,549	
	Germany.	20,188	61,281	51,159	58,463	71,640	
	Holland.	7,746	1,339	330	4,037	
	O. C.	500	11	3,454	2,225	
		178,637	146,055	227,717	175,517	175,394	

3-4 EDWARD VII., A. 1904

No. 16.—STATEMENT (by Countries) of the Values of the Principal Articles
Exported, &c.—Continued.

ARTICLES EXPORTED.	Countries.	1899.	1900.	1901.	1902.	1903.
Breadstuffs— <i>Con.</i>						
Grain— <i>Con.</i>						
Indian corn.....	G. B.....	\$ 5,288,133	\$ 4,286,158	\$ 4,744,317	\$ 1,148,060	\$ 963,282
	U. S.....	297	1	670	1.8 0	2,073
	Belgium.....	215,103	111,645	308,061	28,233	34,650
	B. Africa.....		900		1,352	18,293
	B. W. Indies.....	5,055	18	54	955	1,630
	France.....				8,427	23,034
	Germany.....	791,015	359,792	454,109	97,963	29,542
	Holland.....	109,688				12,175
	Newfoundland.....	918	264	5	874	922
	St. Pierre.....			29	45	
	O. C.....	1,286				
		6,411,495	4,758,778	5,507,245	1,287,789	1,085,601
Oats.....	G. B.....	3,026,535	2,060,047	2,355,068	1,431,179	1,909,231
	U. S.....	40,219	62,923	18,858	62,322	41,227
	Australasia.....	30				51,378
	Belgium.....	64,617	132,217	395,542	45,631	78,515
	B. Africa.....		11,299	9,140	297,988	143,818
	B. Guiana.....	13,912	17,947	9,498	24,958	26,358
	B. W. Indies.....	153,121	99,608	132,822	164,287	162,151
	Dan. W. Indies.....	505	290		3	89
	France.....			98,139	7,896	794
	F. W. Indies.....	2,260				
	Germany.....	174,056	42,020	20,726	10,175	
	Holland.....	7,043	247			
	Italy.....				16,316	22,673
	Newfoundland.....	52,885	60,192	58,689	42,580	89,409
	Russia.....		385			49,950
	St. Pierre.....	932	1,034	3,283	1,538	1,950
	West Indies—					
	American.....		150			
	Cuban.....	783	548	175		52,863
	O. C.....	39	141	1,635	10	2,480
		3,536,937	2,489,048	3,103,575	2,104,883	2,632,886
Pease, whole.....	G. B.....	1,629,951	1,707,522	1,999,929	1,112,814	476,714
	U. S.....	71,584	86,226	117,614	145,102	210,036
	Belgium.....	32,776	102,159	226,276	94,829	138,207
	B. Africa.....		1,108	3,896	732	10,255
	B. Guiana.....	2,150	3,282	7,240	31,613	35,463
	B. W. Indies.....	24,739	30,192	19,000	36,581	74,406
	Dan. W. Indies.....	666	1,973		33	526
	France.....	24,961	34,758	53,336	53,292	44,078
	Germany.....	19,805	16,151	43,729	94,448	
	Holland.....	15,600				35,582
	Newfoundland.....	14,966	19,046	15,308	20,178	24,554
	O. C.....	105	837	4,603	1,964	6,445
		1,837,303	2,003,164	2,490,931	1,591,586	1,056,266
Pease, split.....	G. B.....	26,419	48,995	70,824	104,776	
	U. S.....	1,756	1,747	1,136	24,924	
	Australasia.....	4,064	2,860	8,384	669	
	B. Africa.....	5,560	12,962	7,833	10,624	
	B. Guiana.....	18,563	8,415	7,643	27,462	
	B. W. Indies.....	65,232	76,967	79,828	46,637	
	Dan. W. Indies.....	462	161		67	
	France.....			3,121		
	Germany.....			11,008	6,120	
	Newfoundland.....	816	2,122	1,994	94	
	U. S. of Colombia.....	144	845	176	142	
	O. C.....	477	620	1,207	1,439	
		123,493	155,694	193,154	222,954	

Included with "Pease,
whole" subsequent to
1902.

SESSIONAL PAPER No. 10

No. 16.—STATEMENT (by Countries) of the Values of the Principal Articles
Exported, &c.—Continued.

ARTICLES EXPORTED.	Countries.	1899.	1900.	1901.	1902.	1903.
Breadstuffs— <i>Con.</i>		\$	\$	\$	\$	\$
Grain— <i>Con.</i>						
Rye	G. B.	435,347	334,841	535,889	443,225	600,584
	U. S.	653	1,058	4	6	
	Belgium			122,111	12,890	31,027
	B. Africa					37,494
	Germany	54,939		50,152	22,927	31,374
	Holland	81,651			5,025	
	O. C.	3				809
		572,593	335,899	708,156	484,073	701,288
Wheat	G. B.	13,627,665	15,533,286	12,104,884	24,102,110	26,864,708
	U. S.	12,643	58,305	34,989	9,161	536,264
	Australasia		10			72,615
	Belgium	208,981	408,711	963,681	1,324,197	862,007
	B. Africa					70,807
	France	104,686	105,357	62,309	174,700	
	Germany	44,450	182,930	268,637	754,042	537,453
	Holland	12,000	7,621	3,209	4,425	77,317
	Italy	30,657	72,662	184,544	41,456	66,298
	Newfoundland	32	5	11	4	4
	O. C.	2,858	2	666	6	1,308
		14,043,972	16,368,889	13,622,930	26,410,101	29,088,781
Grain, all other	G. B.	660		750	8,854	
	U. S.	110	1,260	528	5,756	529
	Germany	2,757				
	O. C.	459		676	1,375	2,770
		3,926	1,260	1,954	15,985	3,299
<i>Recapitulation.</i>						
Grain	G. B.	24,294,398	24,989,356	22,913,690	28,611,617	31,180,778
	U. S.	206,276	391,300	600,161	446,712	862,374
	Australasia	15,583	8,944	9,800	3,483	129,493
	Belgium	569,800	895,100	2,185,067	1,579,128	1,308,584
	Brazil	1,100				
	B. Africa	6,593	27,029	22,498	313,828	299,531
	British Guiana	34,625	31,722	24,558	84,033	61,857
	B. W. Indies	264,510	212,883	237,630	250,128	239,229
	Denmark	473		2,180		
	Dan. W. Indies	1,650	2,568		175	709
	France	261,901	312,255	267,737	258,089	70,986
	F. W. Indies	5,003	4,530	5,446	5,326	8
	Germany	1,110,434	729,663	899,520	1,044,816	670,009
	Holland	238,713	9,207	3,539	13,487	125,074
	Italy	30,657	79,050	187,107	68,100	95,221
	Newfoundland	74,830	89,145	79,778	65,787	116,727
	Russia	25	385			49,968
	St. Pierre	975	1,053	3,531	1,596	2,017
	U. S. of Colombia	162	1,564	244	142	379
	West Indies—					
	American		2,356			
	Cuban	8,170	7,039	2,363	3,291	61,105
	O. C.	1,235	32	2,822	162	6,500
		27,127,113	27,795,181	27,447,691	32,749,900	35,280,549

3-4 EDWARD VII., A. 1904

No. 16.—STATEMENT (by Countries) of the Values of the Principal Articles
Exported, &c.—*Continued.*

ARTICLES EXPORTED.	Countries.	1899.	1900.	1901.	1902.	1903.
Breadstuffs— <i>Con.</i>		§	§	§	§	§
Grain products:—						
Bran	G. B.	120,936	100,044	64,386	61,920	93,292
	U. S.	37,418	34,966	138,040	147,239	91,178
	Belgium			7,280		712
	B. Africa			21,001	5,669	10,292
	B. W. Indies.....	5,065	5,244	7,031	9,380	13,434
	Denmark				7,684	13,028
	France			90		
	Germany	3,850		2,250		14,245
	Newfoundland....	768	1,739	2,964	4,655	5,402
	St. Pierre.....	76	39	20	24	374
	O. C.	7	3,183	153	607	143
		168,120	145,206	243,215	237,178	242,100
Oatmeal.....	G. B.	384,012	456,843	453,326	329,042	481,605
	U. S.	518	801	330	2,442	888
	Australasia	277	1,432		80	7,253
	Denmark			2,316	4,776	13,954
	Germany	1,998	5,010	555	1,720	2,540
	Holland	1,245				4,893
	Newfoundland....	8,350	10,640	8,843	5,236	14,688
	Norway & Sweden					10,605
	O. C.	168	265	2,437	1,036	1,723
		396,568	474,991	467,807	344,332	538,149
Wheat flour	G. B.	2,102,261	1,665,708	2,702,132	2,290,056	2,338,667
	U. S.	25,546	13,951	58,729	37,653	69,124
	Australasia	72,287	101,856	209,947	231,636	587,597
	Brazil				1,887	
	B. Africa		131,559	2,000	375,636	520,436
	B. E. Indies					960
	B. Guiana	9,536	3,530	6,151	25,008	80,748
	B. W. Indies.....	84,954	42,686	115,356	123,315	152,668
	China.....			5,509		2,331
	Denmark			550	3,288	20,005
	Dan. W. Indies...	188	9			
	Fiji				182	26,781
	F. W. Indies.....	4,100	1,220	19,274	14,707	7,647
	Germany	2,250	4,100	1,425		2,085
	Holland	1,000		5,850	599	1,000
	Hong Kong.....	6	7			1,480
	Japan.....		6,434	8,410		2,167
	Mexico	11,300				
	Newfoundland....	730,692	820,951	885,846	852,315	843,956
	Norway & Sweden					10,634
	Russia.....					22,019
	St. Pierre.....	2,942	6,030	3,848	8,473	6,440
	West Indies—					
	American.....	95,256	99	178		168
	Cuban.....					
	O. C.	3,556	2,207	5,541	4,380	3,738
		3,145,874	2,800,347	4,030,746	3,969,135	4,700,651
Malt.....	U. S.	378			116	
	Newfoundland....	2,948	10,939	3,563	5,590	7,415
		3,326	10,939	3,563	5,706	7,415

SESSIONAL PAPER No. 10

No. 16.—STATEMENT (by Countries) of the Values of the Principal Articles Exported, &c.—Continued.

ARTICLES EXPORTED.	Countries.	1899.	1900.	1901.	1902.	1903.
		\$	\$	\$	\$	\$
Breadstuffs— <i>Con.</i>						
Grain products— <i>Con.</i>						
Products of grain, all other, N.E.S.	G. B.	2,530	12,426	25,021	39,317	23,310
	U. S.	817	1,964	3,370	7,134	1,314
	B. W. Indies.	1,541	853	224	3,296	1,129
	Newfoundland.	4,275	2,398	3,438	3,141	6,138
	St. Pierre.			3	182	5
	O. C.	86	80	1,110	3,244	3,086
		9,249	17,721	33,166	56,314	34,982
<i>Recapitulation.</i>						
Grain products.	G. B.	2,609,739	2,235,021	3,244,865	2,720,335	2,936,874
	U. S.	64,677	51,682	200,469	194,584	162,504
	Australasia.	72,564	103,368	209,947	231,716	594,850
	Belgium		15	7,280	296	712
	B. Africa.		134,730	24,111	384,074	534,318
	B. E. Indies					960
	B. W. Indies.	91,673	49,004	122,772	136,279	167,572
	B. Guiana.	9,611	3,530	7,899	26,534	80,856
	China	5		5,509		2,331
	Denmark			2,866	15,748	46,987
	Dan. W. Indies.	203	24			
	Fiji					26,924
	France.		1,575	5,075	3,855	
	F. W. Indies.	4,100	1,220	19,947	14,707	7,647
	Germany.	8,098	9,110	4,230	1,720	19,221
	Hong Kong.	6	7			1,480
	Holland	2,245		5,850	599	6,243
	Mexico	11,300				
	Newfoundland.	747,033	846,667	904,654	870,937	877,599
	Norway & Sweden					21,239
	Russia.					22,025
	St. Pierre.	3,064	6,096	3,879	8,687	6,882
	U.S. of Colombia.		617	106		225
	West Indies—					
	American	95,263				
	Cuban		99	178		168
	O. C.	3,556	6,439	8,860	2,594	5,680
		3,723,137	3,449,204	4,778,497	4,612,665	5,523,297
Breadstuffs, all other N.E.S.	G. B.	36,132	22,235	19,291	20,873	19,485
	U. S.	1,772	5,001	18,641	9,885	5,801
	B. W. Indies.	7,134	4,992	6,232	11,234	19,438
	Dan. W. Indies	46	71		6	28
	Newfoundland	11,048	8,435	8,347	8,812	2,819
	St. Pierre.	1,483	1,619	847	758	767
	O. C.	12,768	3,155	7,041	1,750	5,020
<i>Recapitulation.</i>		70,383	45,508	60,399	53,318	53,358
Breadstuffs.	G. B.	26,940,269	27,246,612	26,177,846	31,352,825	34,137,137
	U. S.	272,725	447,983	819,271	651,181	1,030,679
	Australasia.	88,167	112,312	219,759	235,199	724,385
	Belgium	569,800	895,115	2,192,347	1,579,424	1,309,296
	Brazil.	1,100			1,887	
	B. Africa.	6,593	162,802	53,234	698,473	837,079
	B. E. Indies		2,029			960
	B. Guiana.	44,246	35,252	32,457	111,649	143,999
	B. W. Indies.	363,317	266,879	366,634	397,641	426,239
	China	5		5,509		3,101

3-4 EDWARD VII., A. 1904

No. 16.—STATEMENT (by Countries) of the Values of the Principal Articles
Exported, &c.—Continued.

ARTICLES EXPORTED.	Countries.	1899.	1900.	1901.	1902.	1903.
<i>Recapitulation—Con.</i>		£	£	£	£	£
Breadstuffs—Con.	Denmark.....	473		5,046	15,748	46,987
	Dan. W. Indies ..	1,899	2,663		181	737
	Fiji.....					26,940
	France.....	261,901	313,830	272,832	261,944	70,986
	F. W. Indies	9,103	5,750	25,512	20,033	7,755
	Germany.....	1,118,532	738,773	903,750	1,046,536	689,230
	Hayti.....	21				20
	Holland.....	240,958	9,207	9,389	14,086	131,317
	Hong Kong.....	6	7			1,676
	Italy.....	30,657	79,050	187,557	68,100	95,221
	Japan.....		6,471	8,410		2,679
	Newfoundland	832,911	944,247	992,779	945,536	997,145
	Norway & Sweden.....					21,960
	Russia.....	25	385			71,993
	St. Pierre.....	5,522	8,708	8,257	11,041	9,666
	U. S. of Colombia..	251	2,181	350	142	604
	West Indies					
	American.....		2,356			
	Cuban.....	116,082	7,221	2,709	3,311	61,273
	O. C.....	16,070		2,939	946	8,140
		30,920,633	31,289,893	32,286,587	37,415,883	40,857,204
Carriages, carts, wagons, &c.—	G. B.....	12,956	2,843	54,395	38,564	4,006
Bicycles.....	U. S.....	19,854	9,465	9,048	5,910	4,654
	Australasia.....	191,029	161,236	252,283	233,400	112,998
	B. Africa.....	6,051		1,214	80	1,365
	B. W. Indies	509	495	292	245	180
	France.....	7,264	2,627	14,495	26,040	55
	Germany.....	16,280	665			
	Holland.....		60			1,506
	Japan.....			17,024	9,555	6,431
	Newfoundland.....	1,588	1,100	22	33	50
	Norway & Sweden.....	1,953				
	Turkey.....	50				
	O. C.....	910	3,946	1,542	2,305	323
		258,444	182,437	350,315	316,132	131,562
Carriages, other.....	G. B.....	12,908	12,806	15,921	29,368	19,205
	U. S.....	42,388	25,896	29,675	69,252	55,158
	Australasia.....	19,301	23,625	59,784	81,734	79,976
	B. Africa.....	4,386	3,213	14,600	6,950	14,674
	B. Guiana.....	175				
	B. W. Indies.....	16,288	2,673	1,117	5,797	2,181
	Chile.....		59			
	China.....				10	
	Dan. W. Indies.....	300				3
	France.....	889	690	100	4,982	30
	Germany.....	761	226	325	175	825
	Newfoundland.....	2,365	1,004	17,204	6,468	2,698
	Russia.....	686		263		225
	St. Pierre.....	44	341	181	249	133
	O. C.....	3,001	2,668	1,815	6,609	4,025
		103,492	73,201	140,985	211,594	179,133

SESSIONAL PAPER No. 10

No. 16.—STATEMENT (by Countries) of the Values of the Principal Articles
Exported, &c.—Continued.

ARTICLES EXPORTED.	Countries.	1899.	1900.	1901.	1902.	1903.
<i>Recapitulation— Con.</i>		\$	\$	\$	\$	\$
Carriages, carts, wagons, &c.	G. B.	25,864	15,649	70,316	67,932	23,211
	U. S.	62,242	35,361	38,723	75,162	59,812
	Australasia.	210,330	184,861	312,067	315,134	192,974
	B. Africa.	10,437	3,213	15,814	7,030	16,039
	B. Guiana.	558				25
	B. W. Indies.	16,797	3,168	1,409	6,042	2,361
	Chile.		59			
	China.			60	10	
	Denmark.	2,370				
	Dan. W. Indies.	300				3
	France.	8,153	3,317	14,595	31,022	85
	Germany.	17,041	891	325	175	825
	Holland.	11	60			1,698
	Japan.	130	3,021	17,696	14,212	6,716
	Newfoundland.	3,953	2,104	17,226	6,501	2,748
	Norway & Sweden.	1,953	332	76		
	Russia.	686		263		225
	St. Pierre.	94	396	181	259	133
	Turkey.	50				
	West Indies—					
	American.					
	Cuban.		33	40	99	10
	O. C.	967	3,173	2,509	4,148	3,830
		361,936	255,638	491,300	527,726	310,695
Coal, charcoal, cinders, &c.	G. B.	65,176	66,596	477,939	49,621	93,534
	U. S.	3,212,348	4,217,478	4,741,907	4,564,433	4,850,331
	Australasia.	27,744	20,937			822
	Belgium.			1,246		819
	B. Africa.		19,407	12,460	52,100	41,999
	B. Guiana.	12,423	7,738	38,837	37,379	15,737
	B. W. Indies.	18,464	20,624	21,738	30,801	81,570
	Denmark.				28,372	18,788
	France.		2,288	5,261	1,245	2,925
	Germany.	1,512	3,483	3,358	3,866	7,390
	Hawaii.	179,186	130,532	8,744		30,156
	Holland.	600	1,020	1,100		3,264
	Hong Kong.	40				
	Japan.	40	11,653	8,298	5	3,605
	Mexico.	2,989	19,368	27,184		
	Newfoundland.	181,850	249,510	242,517	288,910	331,280
	Norway & Sweden.				27,256	113,933
	St. Pierre.	20,396	23,749	29,554	22,354	55,185
	West Indies—					
	American.		225			
	Cuban.	11,448	9,031	7,369	11,387	2,652
	O. C.	7,984	4,475	12,321	9,716	11,599
		3,742,200	4,808,114	5,639,833	5,127,445	5,665,589
Cordage, rope, twine, &c.	G. B.	94,871	137,394	131,610	29,164	20,752
	U. S.	31,099	27,229	11,712	158,565	94,753
	Australasia.			2,025		
	B. Guiana.			2,413	3,749	4,544
	B. W. Indies.	2,809	4,065	14,488	18,168	28,914
	Mexico.	28	97		8,988	5,821
	Newfoundland.	11,685	13,685	6,775	7,853	9,190
	St. Pierre.	678	699	920	235	348
	Turkey.			3,890	18,986	
	O. C.		240	1,192	11,188	708
		141,170	183,409	175,026	256,896	165,030

3-4 EDWARD VII., A. 1904

No. 16.—STATEMENT (by Countries) of the Values of the Principal Articles Exported, &c.—Continued.

ARTICLES EXPORTED.	Countries.	1899.	1900.	1901.	1902.	1903.	
		\$	\$	\$	\$	\$	
Cotton and manufactures of . . .	G. B.	39,830	53,746	63,353	166,812	84,108	
	U. S.	108,889	152,855	232,674	283,524	113,259	
	Australasia	88,523	113,109	234,734	492,995	228,275	
	Brazil				8,483	8,170	
	B. Africa	14,564	20,679	1,834	14,641	11,888	
	B. Guiana	246			240		
	B. W. Indies	272	314	1,846	405	31,603	
	Chile			300	4,862	8,088	
	China	176,601	101,093	30,841	148,745	43,803	
	Denmark					4,431	
	France	2	250		20	295	
	Germany	2,283	7,354	23,595	13,569	11,896	
	Japan	6,430	6,320	13,117	14,701	20,250	
	Mexico				2,746	16,887	
	Newfoundland	22,761	23,119	44,947	50,552	51,255	
	St. Pierre	2,714	2,657	4,557	5,321	3,922	
	U. S. of Colombia			411	831	6,484	
	Uruguay				300	5,046	
	Venezuela				3,379	5,669	
	West Indies—						
American							
Cuban				2,055	8,466		
O. C.	895	1,849	2,332	12,498	15,745		
		464,010	483,345	654,541	1,226,679	678,940	
Drugs, dyes, chemicals and medicines :— Extract of hemlock bark	G. B.	77,607	64,389	52,190	66,814	53,376	
	U. S.			2,757	1,408	293	
	B. Africa					2,760	
	France				3,330		
	Newfoundland		16	2,374	688	1,939	
		77,607	64,405	57,321	72,240	58,359	
All other drugs, dyes, chemicals and medicines	G. B.	38,742	115,556	128,356	128,796	123,518	
	U. S.	171,476	122,070	467,236	746,007	849,944	
	Australasia	42,782	25,570	23,342	12,897	45,023	
	B. Africa	4,260	597	1,049	402	4,454	
	B. Guiana	636	1,041	1,407	1,029	2,550	
	B. W. Indies	15,722	16,363	17,052	17,562	64,148	
	China	720		231	651	1,398	
	Dan. W. Indies	120	100		142	37	
	France	490	709	1,402	369	1,945	
	Germany	2,502	10,345	10,831	34,791	33,277	
	Newfoundland	19,314	25,986	26,659	31,883	46,059	
	St. Pierre	191	607	1,078	535	353	
	O. C.	8,825	13,643	16,294	34,627	28,494	
			305,780	332,587	694,937	1,009,691	1,201,200
	<i>Recapitulation.</i>						
	Drugs, dyes, chemicals, &c.	G. B.	116,349	179,945	180,546	195,610	176,894
U. S.		171,476	122,070	469,993	747,415	850,237	
Australasia		42,782	25,570	23,342	12,897	45,023	
Belgium			9,634	7,174	29,036	20,995	
B. Africa		4,260	597	1,049	402	7,214	
B. Guiana		636	1,041	1,407	1,029	2,550	
B. W. Indies		15,722	16,363	17,052	17,562	64,148	
China		720		231	651	1,398	
Dan. W. Indies		120	100		142	37	

SESSIONAL PAPER No. 10

No. 16.—STATEMENT (by Countries) of the Values of the Principal Articles Exported, &c.—*Continued.*

ARTICLES EXPORTED.	Countries.	1899.	1900.	1901.	1902.	1903.
<i>Recapitulation.—Con.</i>		\$	\$	\$	\$	\$
Drugs, dyes, chemicals.— <i>Con.</i>	France.....	490	709	1,402	3,699	1,945
	Germany.....	2,502	10,345	10,831	34,791	33,277
	Newfoundland.....	19,314	26,002	29,033	32,571	47,989
	St. Pierre.....	191	607	1,078	535	353
	West Indies—					
	American.....	439	3,517	7,384	790	2,540
	Cuban.....					
	O. C.....	8,386	492	1,736	4,801	4,959
		383,387	396,992	752,258	1,081,931	1,259,559
Fertilizers:—						
Phosphates.....	G. B.....	8,100				
	U. S.....	90	1,635		1,880	
	O. C.....	1,100	650	120		20
		9,290	2,285	120	1,880	20
Fertilizers, all other.....	G. B.....	350				150
	U. S.....	51,969	51,304	37,877	61,880	97,123
	B. Guiana.....					7,107
	B. W. Indies.....					8,387
	Newfoundland.....	240	106		1	
	O. C.....	29				3,707
		52,588	51,410	37,877	61,881	116,474
Total fertilizers.....		61,878	53,695	37,997	63,761	116,494
Fish and produce of, N.E.S.:—						
Codfish, including, haddock, ling and pollock, dry salted	G. B.....	74,582	82,704	61,023	122,119	115,555
	U. S.....	551,052	651,557	670,060	737,927	600,465
	Brazil.....	408,536	427,732	434,189	435,037	616,405
	B. Guiana.....	125,159	182,845	167,979	230,185	211,325
	B. W. Indies.....	704,163	795,478	750,486	737,116	770,744
	Dan. W. Indies.....	11,233	10,026	6,592	1,097	5,904
	Dutch Guiana.....			586	13,521	12,204
	France.....			5	408	825
	F. W. Indies.....				350	
	Germany.....		3,046		85	125
	Hayti.....	19,393	12,975	46,820	52,640	66,497
	Italy.....	46,734	83,552	53,278	84,681	128,971
	Madeira.....				2,011	7,455
	Newfoundland.....			22,440	31,709	10,881
	Portugal.....	12,628	58,924	51,604	79,739	91,212
	Spain.....			600	10,085	340
	St. Pierre.....		4		589	
	U. S. of Colombia.....	12,396	24,675	12,551	9,377	13,536
	West Indies—					
	American.....	769,028	347,900	246,033	406,156	381,752
	Cuban.....		337,655	227,904	223,125	298,294
	O. C.....	2,530	22,273	11,210	21,911	20,871
		2,737,434	3,041,346	2,763,360	3,199,868	3,353,361
Herring, fresh or frozen....	U. S.....	31,632	52,950	106,566	149,741	102,039
	Newfoundland.....				140	244
	O. C.....			13		50
		31,632	52,950	106,579	149,881	102,333

3-4 EDWARD VII., A. 1904

No. 16.—STATEMENT (by Countries) of the Values of the Principal Articles
Exported, &c.—*Continued.*

ARTICLES EXPORTED.	Countries.	1899.	1900.	1901.	1902.	1903.
Fish and produce of, N.E.S.:— <i>Con.</i>		§	§	§	§	§
Herring, pickled.....	G. B.....	364	1,835	6,735	6,747	4,335
	U. S.....	42,259	59,543	83,359	99,179	70,671
	B. Guiana.....	4,191	8,188	6,790	10,183	9,002
	B. W. Indies.....	103,655	101,192	138,086	150,864	135,795
	Dan. W. Indies...	3,201	3,140	2,173	814	2,505
	Hayti.....	18	40			
	Newfoundland....	6	1,000	913	4	559
	St. Pierre.....			15	3,180	
	U. S. of Colombia.	152	843	175	120	281
	West Indies—					
	American.....	30,557	12,263	13,087	19,512	19,353
	Cuban.....		300	6,453	175	567
	O. C.....	2,470	1,667	1,945	3,246	6,408
		186,873	190,011	259,731	294,024	249,479
Herring, smoked.....	G. B.....	2,021	3,388	1,011	1,560	1,423
	U. S.....	64,745	82,705	33,364	58,769	60,893
	Australasia.....	14			56	216
	B. Guiana.....	1,491	1,959	1,962	1,991	2,107
	B. W. Indies.....	8,845	10,815	9,437	10,878	11,376
	Dan. W. Indies...	256	563	302	14	168
	F. W. Indies....	1,100	497		35	165
	Hayti.....	4,648	30		8	
	Newfoundland....	506	685		375	147
	U. S. of Colombia.	3		29		30
	West Indies—					
	American.....	4,746	1,166	240	994	347
	Cuban.....		1,697	126	218	161
	O. C.....	522	428	156	512	747
		88,897	103,933	51,627	75,410	77,780
Lobsters, fresh.....	G. B.....	383		1,930	1,009	
	U. S.....	367,159	305,493	299,257	364,185	398,267
	O. C.....	16		260		
		367,558	305,493	301,447	365,194	398,267
Lobsters, canned.....	G. B.....	929,445	760,026	697,743	882,480	925,715
	U. S.....	703,444	977,094	840,237	697,835	703,258
	Belgium.....	13,140	6,332	32,590	29,351	41,462
	B. Guiana.....	1,263	1,088	1,636	3,402	940
	B. W. Indies.....	2,385	1,728	2,640	8,290	1,130
	Dan. W. Indies...					9
	Denmark.....	23,781	13,870	22,363	8,810	19,873
	France.....	561,575	517,973	608,343	435,097	700,840
	Germany.....	42,442	56,270	64,438	41,274	110,247
	Holland.....		480	1,200	3,740	15,875
	Norway & Sweden	31,302	33,556	12,616	35,846	61,449
	Russia.....	10,100	390			8,400
	St. Pierre.....	190			617	
	West Indies—					
	American.....	88				
	Cuban.....					
	O. C.....	2,500	4,052	124	2,653	2,387
		2,321,655	2,372,859	2,283,930	2,149,395	2,591,585

SESSIONAL PAPER No. 10

No. 16.—STATEMENT (by Countries) of the Values of the Principal Articles Exported, &c.—Continued

ARTICLES EXPORTED.	Countries.	1899.	1900.	1901.	1902.	1903.
		\$	\$	\$	\$	\$
Fish and produce of, N.E.S.:—						
<i>Con.</i>						
Mackerel, fresh	U. S.	86,375	26,922	18,055	66,410	22,796
	O. C.	165	28	79	28	6
		86,540	26,950	18,134	66,438	22,802
Mackerel, pickled.....	G. B.			320	3,848	500
	U. S.	153,431	135,702	227,089	287,314	216,559
	B. Guiana.....	1,851	3,265	9,379	13,552	2,040
	B. W. Indies.....	13,336	15,560	35,437	46,925	13,574
	Dan. W. Indies....	296	665	257	18	90
	Hayti	153				
	U. S. of Colombia.	515	1,266	1,291	1,349	1,279
	West Indies—					
	American..... }	183	52	5,153	1,180	110
	Cuban..... }		37	3,872	845	78
	O. C.		297	359	1,061	1,053
		169,765	156,844	283,157	356,092	235,283
Salmon, fresh.....	G. B.	4,245	32,045	18	60,545	27,463
	U. S.	89,113	91,058	136,591	131,905	125,090
	Australasia.....	81	4,421	1,803	2,494	3,821
	Germany.....		8,565		715	5,131
	Hawaii.....		1,222	3,125	41	12
	O. C.		4,927	91	1,196	194
		93,439	142,238	141,628	196,896	161,711
Salmon, canned.....	G. B.	2,296,292	2,648,398	2,322,111	4,735,613	2,459,499
	U. S.	46,719	18,973	335,685	24,556	476
	Australasia.....	63,368	198,776	182,281	191,839	78,484
	B. Africa.....	50		5,325	7,694	8,880
	B. E. Indies.....	250	375	3,320	10,510	7,610
	B. W. Indies.....	293	281	86	584	476
	Chile.....				1,318	7,934
	China.....	24	504	890	75	72
	Fiji.....		822		7,126	15,789
	France.....		2,975	200	6,801	
	Hong Kong.....		230		330	8,780
	Japan.....		13,824	38,921	15,561	84
	U. S. of Colombia.			76		
	O. C.	485	672	587	10,731	1,754
		2,407,481	2,885,830	2,859,482	5,012,738	2,589,838
Fish, all other, fresh.....	G. B.	182		38	125	
	U. S.	833,457	1,066,084	1,208,074	1,261,897	1,138,236
	O. C.	815	416	5,531	989	1,098
		834,454	1,066,500	1,213,643	1,263,011	1,139,334

3-4 EDWARD VII., A. 1904

No. 16.—STATEMENT (by Countries) of the Values of the Principal Articles Exported, &c.—Continued.

ARTICLES EXPORTED.	Countries.	1899.	1900.	1901.	1902.	1903.
Fish and produce of— <i>Con.</i>		\$	\$	\$	\$	\$
Fish, all other and produce of, N. E. S.	G. B.	6,118	6,189	11,485	4,246	4,222
	U. S.	181,854	191,537	228,356	267,085	293,224
	Australasia.	78	148	3,033	1,537
	Brazil.	24,212	200	965
	B. Guiana.	1,001	2,418	1,923	2,468	743
	B. W. Indies.	47,456	48,349	27,364	14,292	11,247
	China.	9	4
	Dan. W. Indies.	1,499	1,874	106	68	235
	Germany.	3,250	10,600	7,625	4,351
	Hawaii.	20	109	266	186
	Hayti.	2,253	180	234
	Japan.	39,113	33,949	58,164	132,864	158,269
	Newfoundland.	478	598	531	2,021	1,767
	St. Pierre.	416	786	468	670	559
	U. S. of Colombia.	603	833	415	133	516
	West Indies—					
	American. } 1,009	{ 450	{ 360	{ 110	{ 175	
	Cuban. } 635	{ 1,310	{ 2,048	{ 462	{ 362	
	O. C.	635	1,310	1,552	2,652	15,257
		282,542	291,563	368,021	438,195	493,853
<i>Recapitulation.</i>						
Fish and produce of.	G. B.	3,313,632	3,534,585	3,102,414	5,818,292	3,538,712
	U. S.	3,151,240	3,659,638	4,191,693	4,146,803	3,731,974
	Australasia.	63,541	203,444	187,484	199,336	90,700
	Belgium.	13,140	6,727	32,740	30,364	42,062
	Brazil.	408,536	427,732	458,401	435,237	617,408
	B. E. Indies.	250	375	3,320	10,510	7,960
	B. Guiana.	134,956	199,763	192,501	261,819	226,157
	B. Africa.	225	200	7,268	9,990	12,796
	B. W. Indies.	880,153	973,422	965,035	969,328	944,613
	Central Am. States.	2,978	4,481	3,539	11,267
	Chile.	1,318	7,934
	China.	33	529	921	75	426
	Denmark.	23,781	13,870	23,008	9,920	21,589
	Dan. W. Indies.	16,485	16,268	9,430	2,020	8,914
	Dutch Guiana.	586	14,676	12,907
	Fiji.	822	7,205	16,017
	France.	561,680	526,187	608,744	442,631	702,495
	F. W. Indies.	1,108	497	385	165
	Germany.	42,442	71,281	75,038	55,794	121,504
	Hawaii.	3,946	2,753	7,646	9,314	4,120
	Hayti.	26,465	13,045	47,260	52,648	66,781
	Holland.	480	1,200	3,836	15,875
	Italy.	46,734	84,562	53,278	84,681	129,333
	Japan.	40,270	47,773	97,085	148,425	158,371
	Madeira.	2,216	7,618
	Newfoundland.	1,161	2,492	23,958	35,290	13,834
	Norway & Sweden.	31,302	33,556	12,616	35,846	61,479
	Philippines.	11,519
	Portugal.	12,628	58,924	52,758	79,764	91,267
	Russia.	10,100	432	8,400
	Spain.	600	11,155	340
	St. Pierre.	725	1,052	586	5,113	643
	U. S. of Colombia.	13,669	27,617	14,657	10,979	15,642
	Venezuela.	20,899
	West Indies—					
	American. } 805,611	{ 361,831	{ 265,293	{ 427,952	{ 401,740	
	Cuban. } 4,457	{ 339,689	{ 240,403	{ 224,825	{ 299,467	
	O. C.	4,457	3,094	335	15,856	13,647
		9,608,270	10,636,517	10,680,739	13,567,142	11,415,626

SESSIONAL PAPER No. 10

No. 16—STATEMENT (by Countries) of the Values of the Principal Articles
Exported, &c.—*Continued.*

ARTICLES EXPORTED.	Countries.	1899.	1900.	1901.	1902.	1903.
		\$	\$	\$	\$	\$
Flax, hemp and jute	G. B.	274		64		
	U. S.	127,832	329,714	240,479	167,464	179,713
	O. C.			10		640
		128,106	329,714	240,553	167,464	180,353
Fruits :— Dried fruits	G. B.	38,365	23,109	23,544	8,009	31,068
	U. S.	28,597	7,363	29,961	16,237	19,559
	Australasia	1,050	1,200		35	
	Belgium	12,536	1,320	2,700	3,342	1,425
	B. W. Indies	451	326	127	108	312
	France	29,636	16,186	2,671	1,700	1,600
	Germany	265,690	102,488	78,328	62,382	230,204
	Holland	54,840	58,081	59,957	23,615	125,297
	Newfoundland	1,803	9,208	1,292	1,456	2,908
	St. Pierre	36	124		12	152
	O. C.	122	139	36	106	575
		433,126	220,044	198,616	117,002	413,100
	Green fruits :— Apples, green or ripe	G. B.	2,415,702	2,423,079	1,422,665	1,495,507
U. S.		156,202	74,037	18,262	49,462	11,807
Australasia		597				250
B. Guiana		127	10	102	245	101
B. W. Indies		1,029	1,065	1,919	3,697	2,029
Germany		29,501	51,694	11,902	116	25,085
Hayti		111				
Newfoundland		18,018	20,798	20,353	16,801	16,485
St. Pierre		908	1,671	1,114	745	649
O. C.		2,275	6,499	6,731	749	5,704
		2,624,470	2,578,853	1,483,048	1,567,322	2,759,047
Fruits, all other, including canned fruits, N. E. S.	G. B.	283,075	251,176	159,575	131,820	377,048
	U. S.	272,756	240,357	177,570	146,475	178,027
	Australasia	161	450			
	B. Africa		30,329	16,720	286	9,859
	B. W. Indies	419	242	1,903	1,678	959
	France	8,686	12,083	156		660
	Germany	77,309	37,001	1,000	3,732	1,007
	Holland	9,528	8,612		1,501	441
	Japan		4			1,291
	Newfoundland	4,477	3,091	8,614	9,934	6,893
	St. Pierre	968	1,356	1,084	688	904
	O. C.	431	415	1,137	80	2,731
	657,810	585,116	367,759	296,194	579,820	
<i>Recapitulation.</i>						
Fruits	G. B.	2,737,142	2,697,364	1,605,784	1,635,336	3,105,053
	U. S.	457,555	321,757	225,793	212,174	209,393
	Australasia	1,808	1,650		35	250
	Belgium	13,217	4,597	4,813	3,449	2,747
	B. Africa		30,529	16,722	325	11,413
	B. Guiana	127	10	192	325	101
	B. W. Indies	1,899	1,633	3,949	5,483	3,300
	France	38,322	28,298	3,129	1,700	3,650
Germany	372,500	191,183	91,230	66,230	256,296	

3-4 EDWARD VII., A. 1904

No. 16.—STATEMENT (by Countries) of the Values of the Principal Articles
Exported, &c.—Continued.

ARTICLES EXPORTED.	Countries.	1899.	1900.	1901.	1902.	1903.
<i>Recapitulation—Con.</i>		\$	\$	\$	\$	\$
Fruits— <i>Con.</i>	Hayti.....	111				
	Holland.....	64,868	68,767	62,739	25,116	128,387
	Japan.....	150	74	34	6	1,291
	Newfoundland....	24,298	33,097	30,259	28,191	26,286
	St. Pierre.....	1,912	3,151	2,198	1,445	1,705
	West Indies—					
	American.....	120	114	158	35	
	Cuban.....		1,327	700	590	274
	O. C.....	1,877	462	1,723	78	1,821
Furs and skins and manufac- tures of :—		3,715,406	3,384,013	2,049,423	1,980,518	3,751,967
Furs and skins undressed, the produce of marine animals.	G. B.....	291,300	537,099	260	527,788	347,480
	U. S.....	4,775	143	322	5,602	8,657
	Germany.....					860
	Newfoundland....				5,140	9
		296,075	537,242	582	538,530	357,006
Furs, undressed	G. B.....	1,138,887	1,439,525	1,247,119	1,116,775	1,439,316
	U. S.....	353,123	296,872	376,168	663,057	844,469
	France.....	2,974		616	5,297	106,612
	Germany.....	8,899	1,900	5,072	3,636	8,386
	Newfoundland....	595		349	2,882	
	O. C.....	3	1,328	5	1,212	183
		1,504,481	1,739,625	1,629,329	1,792,859	2,398,966
Furs, all other and manufac- tures of	G. B.....	28,745	45,414	11,813	25,105	12,778
	U. S.....	55,805	37,606	36,093	14,582	39,892
	Germany.....	884	1,478	33	1,858	
	Newfoundland....	20	400	733		4
	O. C.....	494	9,987	1,465	605	2,022
		85,948	94,885	50,137	42,150	54,696
<i>Recapitulation.</i>						
Furs and manufactures of....	G. B.....	1,458,932	2,022,038	1,259,192	1,669,668	1,799,574
	U. S.....	413,703	334,621	412,583	683,241	893,018
	France.....				5,459	106,612
	Germany.....	9,783	3,378	5,105	5,494	9,246
	Newfoundland....	615	400	1,082	8,022	13
	O. C.....	3,471	11,315	2,086	1,655	2,205
		1,886,504	2,371,752	1,680,048	2,373,539	2,810,668
Gunpowder and other explo- sives.....	G. B.....	7,297	509	27,128	15,204	15,680
	U. S.....	96,825	134,775	166,290	211,548	381,819
	Arg. Republic....	558		642		548
	Australasia.....	810	781	2,789	13,989	11,990
	Brazil.....	1,665	7,206	36,122	258	
	Mexico.....				136	400
	Newfoundland....	11,561	10,542	10,701	15,742	23,247
	U. S. of Colombia.	864	945	433		450
	O. C.....	511	1,634	610	768	1,109
		120,091	156,392	244,715	257,945	435,243

SESSIONAL PAPER No. 10

No. 16.—STATEMENT (by Countries) of the Values of the Principal Articles
Exported, &c.—Continued.

ARTICLES EXPORTED.	Countries.	1899.	1900.	1901.	1902.	1903.
		\$	\$	\$	\$	\$
Hay.....	G.B.....	258,604	378,946	459,235	1,702,904	1,421,506
	U.S.....	118,274	715,604	1,158,128	504,247	1,925,490
	Belgium.....		25	3,871	18,386	15,532
	B. Africa.....		263,260	383,168	2,095,201	155,674
	B. Guiana.....	2,930	969	42,191	1,083	934
	B. W. Indies.....	10,875	16,549	15,151	22,390	19,164
	France.....			10	13,290	
	Germany.....			492	13,641	18,130
	Hayti.....	14				
	Newfoundland.....	7,371	11,240	7,162	10,137	12,066
	St. Pierre.....	6,208	8,549	6,781	7,809	6,873
	West Indies—					
	American—					180
	Cuban.....	7,324	18,772	21,713	26,136	17,990
O. C.....	31	205		100	3,024	
		411,631	1,414,119	2,097,902	4,415,324	3,596,557
Hides, horns, tails and skins other than fur, N. E. S.....	G.B.....	7,414	6,421	169,543	32,600	77,666
	U.S.....	1,234,724	1,312,236	2,034,975	1,664,595	1,823,698
	France.....			2,321		
	Germany.....	451	457	250	1,000	2,376
	Newfoundland.....	2,706	326	3,955	2,185	1,261
	O. C.....	282	2,600	155		
		1,245,577	1,322,040	2,211,199	1,700,380	1,905,001
Hops.....	G.B.....	22,241	11,534	36,983	17,613	11,205
	U.S.....	1,622	400		1,091	1,673
	Australasia.....	1,920	3,475			
	Newfoundland.....	418	292	966	285	120
	O. C.....		734	21		
		26,201	16,435	37,970	18,989	12,998
Leather and manufactures of— Sole and upper leather, includ- ing leather, N. E. S.	G.B.....	1,450,199	1,406,029	1,820,093	1,803,859	2,015,285
	U.S.....	23,790	24,610	47,734	17,294	21,865
	Australasia.....	614	189	114	309	24,635
	Belgium.....	1,234	775		3,707	8,623
	B. Africa.....	314	2,446	2,000	1,778	7,438
	B. W. Indies.....	590	150	190	963	6,262
	France.....		462	3,871	1,616	
	Germany.....		6,521	15,773	13,819	871
	Japan.....		7,313			
	Newfoundland.....	57,203	83,925	85,608	68,753	82,489
	Norway & Sweden	5,350	7,991			
	O. C.....	2,784				5,164
			1,542,078	1,540,414	1,975,383	1,912,098
Boots and shoes.....	G.B.....	9,331	17,510	35,390	54,038	23,489
	U.S.....	9,746	7,719	21,830	21,075	18,056
	Australasia.....	1,857	17,274	11,471	11,735	12,928
	B. Africa.....				8,014	8,143
	B. Guiana.....			68	489	1,053
	B. W. Indies.....	11,216	12,587	14,768	17,724	20,258
	China.....			74,821		
	France.....		660		8	20
	Newfoundland.....	37,864	20,343	42,934	62,321	62,026
	St. Pierre.....	10,769	9,790	8,264	9,019	6,031
	O. C.....	960	235	14,042	1,351	459
		81,743	86,118	223,588	185,774	152,465

3-4 EDWARD VII., A. 1904

No. 16.—STATEMENT (by Countries) of the Values of the Principal Articles Exported, &c.—Continued.

ARTICLES EXPORTED.	Countries.	1899.	1900.	1901.	1902.	1903.
Leather and manufactures of:— <i>Con.</i>		\$	\$	\$	\$	\$
Manufactures of leather, N.E.S.....	G. B.	46,242	170,632	163,890	182,075	24,850
	U. S.	19,498	29,232	70,608	26,425	25,901
	Australasia.....	3,508	822	2,099	6,356	6,595
	B. Africa.....		57,238	8,977	2,097	979
	B. W. Indies.....	768	58	719	211	642
	Germany.....	18	690	30	1,000
	Newfoundland....	1,416	2,908	5,829	3,102	3,196
	O. C.	726	1,395	81	625	597
		72,176	262,975	254,233	221,891	62,760
<i>Recapitulation.</i>						
Leather and manufactures of...	G. B.	1,505,772	1,594,171	2,021,373	2,039,972	2,063,624
	U. S.	53,034	61,561	140,172	64,794	65,822
	Anstrlasia.....	5,979	18,285	13,684	18,400	44,158
	Belgium.....	1,234	775	3,707	9,138
	B. Africa.....	571	59,684	12,077	11,889	16,610
	B. Guiana.....	25	68	489	4,928
	B. W. Indies.....	12,574	12,795	15,677	18,898	27,162
	China.....	74,821
	France.....	1,697	3,871	1,624	20
	Germany.....	326	7,311	15,803	14,921	916
	Japan.....	7,519	12	7	135
	Newfoundland....	96,483	107,179	134,371	134,176	147,711
	Norway & Sweden	5,350	7,991
	St. Pierre.....	10,842	9,857	8,345	9,063	6,116
	O. C.	3,832	657	12,930	1,823	1,567
		1,695,997	1,889,507	2,453,204	2,319,763	2,387,907
Lime.....	G. B.	3,442
	U. S.	63,713	73,793	63,345	86,041	96,912
	Belgium.....	15,371	16,636	21,047
	Germany.....	2,052	9,485
	Hawaii.....	1,200	7,107
	Newfoundland....	99	203	59	108	129
	St. Pierre.....	287	92	51	90	179
	O. C.	14	3,272	46	40
		64,113	77,360	83,514	112,034	127,792
Metals and minerals and manufactures of:—						
Copper, all kinds.....	G. B.	5,585	1,015	340,712	173,116
	U. S.	917,394	1,387,388	2,659,261	2,649,650	2,734,589
	O. C.	63
		922,979	1,387,388	2,660,276	2,990,425	2,907,705
Gold and silver:—						
Gold-bearing quartz, dust nuggets, &c.....	G. B.	80	538	181,125	55	1,923
	U. S.	3,258,427	14,135,195	24,231,890	19,677,074	16,484,142
	China.....	4,640	11,730	32,041	6,545	1,991
	Hong Kong.....	9,550	1,080	950	1,850
	O. C.	5	100	914
		3,272,702	14,148,543	24,445,156	19,684,604	16,490,820

SESSIONAL PAPER No. 10

No. 16.—STATEMENT (by Countries) of the Values of the Principal Articles Exported, &c.—Continued.

ARTICLES EXPORTED.	Countries.	1899.	1900.	1901.	1902.	1903.
		\$	\$	\$	\$	\$
Metals and minerals, &c.— <i>Con.</i>						
Gold and silver— <i>Con.</i>						
Silver ore	G. B.	1	3,496			
	U. S.	2,630,280	1,350,559	2,379,950	2,055,428	1,804,592
	O. C.			40,800		
		2,630,281	1,354,055	2,420,750	2,055,428	1,804,592
Total gold and silver.....		5,902,983	15,502,598	26,865,906	21,740,032	18,295,412
Iron and steel and mfrs. of—						
Agricultural implements	G. B.	602,875	474,532	375,634	378,229	448,668
	U. S.	13,267	11,001	37,120	23,742	39,274
	Arg. Republic....	47,485	20,432	27,571	38,731	60,923
	Australasia.....	596,674	469,763	441,761	682,550	982,201
	B. Africa.....	8,058	2,767	17,015	6,265	70,109
	B. E. Indies.....					12,088
	Chile.....	963	1,904	2,149	764	1,684
	Denmark.....	5,715	13,046	7,798	12,545	13,626
	France.....	253,961	208,584	217,897	237,729	238,868
	Germany.....	248,835	376,089	474,249	340,953	225,275
	Holland.....	30,141	62,955	89,907	30,360	44,215
	Italy.....	3,520	3,070	1,316	7,961	4,226
	Newfoundland....	4,245	647	912	1,222	2,378
	Norway & Sweden	25,844	1,253	972	6,310	4,579
	Roumania.....				12,952	3,563
	Russia.....	11,362	35,599	39,806	32,955	121,945
	Spain.....				324	12,166
	Uruguay.....	10,050	9,870	10,599	5,708	8,926
	O. C.	4,228	2,069	4,859	1,500	4,638
		1,867,223	1,693,581	1,749,565	1,820,800	2,299,292
Machines and machinery,						
N. E. S., including sewing						
machines.....	G. B.	103,906	113,212	155,563	72,187	153,697
	U. S.	191,584	356,258	303,352	252,040	319,119
	Arg. Republic....		12,848	12,818	125	6,540
	Australasia.....	26,499	40,057	55,036	129,898	117,280
	Austria-Hungary..	90	843		114	
	Belgium.....	6,834	23,047	10,524	2,612	16,433
	B. Africa.....	34,857	11,565	10,424	15,543	11,586
	B. Guiana.....			10,822	517	5,140
	B. E. Indies.....	5,621	30,012	730	2,480	452
	B. W. Indies.....	9,085	407	134	621	16,495
	Brazil.....		9,985	2,636	340	969
	Can. Am. States..	75	1,070	2,400		163
	Chile.....		6,748	24,927	14,028	2,689
	France.....	6,341	9,882	11,910	2,714	3,387
	Germany.....	2,391	828	3,221	4,993	16,816
	Holland.....			210		3,199
	Italy.....		2,485	900		444
	Mexico.....	7,652	36,175	7,369	8,978	13,201
	Newfoundland....	22,733	5,629	60,817	51,813	29,559
	Russia.....	16,872	18,756		4,644	336
	St. Pierre.....	148		75	5	157
	Switzerland.....				11,417	5,275
	West Indies—					
	American.....	89	1,380			
	Cuban.....		2,268	1,381	8,295	7,352
	O. C.	2,984	2,639	3,055	1,005	6,725
		437,761	686,094	678,304	584,369	737,019

3-4 EDWARD VII., A. 1904

No. 16.—STATEMENT (by Countries) of the Values of the Principal Articles Exported, &c.—Continued.

ARTICLES EXPORTED.	Countries.	1899.	1900.	1901.	1902.	1903.
Metals and minerals, &c.— <i>Con.</i>		\$	\$	\$	\$	\$
Iron and steel, &c.— <i>Con.</i>						
All other iron and steel and manufactures of, N.E.S.						
	G. B.	135,358	208,159	262,484	1,128,053	234,875
	U. S.	220,451	546,623	718,856	2,184,746	3,313,494
	Arg. Republic	1,508		3,348	810	23
	Australasia	4,966	19,509	19,504	34,126	19,090
	Austria-Hungary..		95	683	437	
	Belgium	6,367	7,472	12,193	8,373	6,310
	Brazil		190	1,499	2	17
	B. Africa	3,801		4,617	10,829	30,226
	B. Guiana	180	90	6	471	1,498
	B. W. Indies.	12,664	3,097	4,028	3,125	7,302
	China	143	1,940	1,868	2,660	2,406
	Denmark.				4,774	1,950
	France	2,644	1,599	11,986	10,254	1,308
	Germany	16,578	68,965	93,512	95,327	46,391
	Hawaii.	35				
	Hong Kong.	1,006		663		3,142
	Italy.				5,420	14,600
	Japan			5,043	340	1,200
	Mexico	547	13,284	9,631	7,212	31,167
	Newfoundland.	67,013	149,665	86,617	78,508	77,510
	Norway & Sweden.	27,511	35,452	27,081	23,846	8,482
	Russia.				6,486	
	St. Pierre.	6,042	4,042	5,984	5,816	4,277
	West Indies—					
	American. }				14	
	Cuban. }	169	16,676	11,072	4,183	2,972
	O. C.	5,192	5,975	8,993	6,473	4,598
		512,175	1,082,833	1,289,668	3,622,285	3,812,838
<i>Recapitulation.</i>						
Iron and steel and manufactures of.	G. B.	842,139	795,903	793,681	1,578,469	837,240
	U.S.	425,302	913,882	1,059,328	2,460,528	3,671,887
	Arg. Republic	49,550	33,280	43,737	39,666	67,486
	Australasia	628,139	529,329	516,301	846,574	1,113,571
	Austria-Hungary..	90	938	695	1,311	170
	Belgium	13,201	32,522	23,222	10,985	22,743
	Brazil		10,175	5,139	342	1,051
	B. Africa	46,716	14,332	32,056	32,637	111,921
	B. E. Indies	6,121	30,012	2,498	4,098	13,626
	B. Guiana	224	726	10,828	988	6,652
	B. W. Indies.	21,749	3,504	4,242	3,771	23,797
	Can. Am. States..	75	1,318	2,854		2,914
	Chile	963	8,797	27,076	15,099	5,013
	China	158	1,940	2,035	2,730	2,406
	Denmark.	5,865	13,046	11,298	17,319	15,576
	France	262,946	220,065	241,793	250,697	243,563
	Germany	267,804	445,882	570,982	441,273	288,482
	Hawaii.	35	990		5	
	Holland.	30,644	63,099	90,117	31,970	48,247
	Hong Kong.	1,306		663	112	3,421
	Italy.	5,058	5,535	2,366	13,381	19,270
	Japan			5,075	785	2,645
	Mexico	8,277	49,459	17,000	16,190	44,368
	Newfoundland.	93,991	155,941	148,346	131,543	109,447
	Norway & Sweden.	53,355	36,711	29,298	30,156	13,061
	Roumania.				12,952	3,503
	Russia.	28,234	57,033	41,592	44,085	122,281
	Spain			1,002	387	14,986
	St. Pierre.	6,190	4,108	6,072	5,821	4,564
	Switzerland.				11,417	5,275

SESSIONAL PAPER No. 10

No. 16.—STATEMENT (by Countries) of the Values of the Principal Articles
Exported, &c.—Continued.

ARTICLES EXPORTED.	Countries.	1899.	1900.	1901.	1902.	1903.
Metals and minerals, &c.— <i>Con.</i>		\$	\$	\$	\$	\$
Iron and steel and manufactures of— <i>Con.</i>	Uruguay	10,050	11,012	10,906	6,097	8,926
	U. S. of Colombia.....		152	90	1,330
	West Indies—					
	American.....	258	1,380	14
	Cuban.....		18,944	13,455	12,603	10,521
	O. C.....	8,719	2,473	3,790	3,449	4,206
		2,817,159	3,462,508	3,717,537	6,027,454	6,849,149
Lead ore.....	G. B.....		41,289	3,931	19,500	250
	U. S.....	895,769	621,280	2,272,830	708,108	383,827
	Belgium.....		26,122		161,745	
	Chile.....			66,300		
	Germany.....			174,000		
	O. C.....			23	16	
		895,769	688,691	2,517,084	889,369	384,077
Tin and manufactures of....	G. B.....	202	393	2,168	131	3,476
	U. S.....	16,114	68,382	48,524	76,601	39,510
	Australasia.....			769	5,191	1,962
	Belgium.....	777	997	2,167	1,834	3,215
	Brazil.....				1,273	12,384
	Chile.....				1,125	11,758
	Newfoundland.....	10,376	979	4,585	6,852	8,145
	St. Pierre.....	354	230	383	513	681
	O. C.....		263	555	4,727	9,822
		27,823	71,244	59,151	98,247	90,953
Miscellaneous metals and minerals and mfrs. of:—						
Asbestos.....	G. B.....	66,623	70,749	136,294	201,474	98,167
	U. S.....	361,401	322,984	451,386	743,763	757,724
	Belgium.....	13,100	16,260	161,468	41,912	22,226
	France.....			25,397	30,245	19,740
	Germany.....	12,052	80,916	85,345	89,868	28,646
	Holland.....			4,480		7,275
	Italy.....			2,975	23,940	21,455
	O. C.....			1,528		172
		453,176	490,909	868,873	1,131,202	955,405
Nickel, fine, contained in ore, matte or speiss.....	G. B.....				89,091	
	U. S.....	994,537	1,040,498	958,365	745,422	878,159
		994,537	1,040,498	958,365	834,513	878,159
All other metals and minerals, and manufactures of N.E.S.....	G. B.....	25,279	25,471	112,238	114,201	354,437
	U. S.....	345,351	432,425	573,606	627,533	784,525
	Australasia.....	1,724	752	1,605	420	4,327
	Belgium.....	27,907	40,593	80,622	154,759	102,465
	B. W. Indies.....	66	282	217	223	159
	France.....	160	1,100	1,219	2,912	1,015
	Germany.....	666	500	39,413	34,049	7,937
	Holland.....				77,829	147,240
	Hong Kong.....	325				20

3-4 EDWARD VII., A. 1904

No. 16.—STATEMENT (by Countries) of the Values of the Principal Articles
Exported, &c.—Continued.

ARTICLES EXPORTED.	Countries.	1899.	1900.	1901.	1902.	1903.
		\$	\$	\$	\$	\$
Metals and minerals, &c.— <i>Con.</i>						
Miscellaneous metals and minerals &c.— <i>Con.</i>						
All other metals and minerals, and manufactures of, N. E. S.— <i>Con</i>	Japan				69,600	6,991
	Newfoundland.....	955	4,736	1,329	2,070	3,951
	St. Pierre.....	148	60	176	55	263
	U. S. of Colombia.....			360		
	O. C.	1,748	1,104	108	2,027	1,717
		404,329	507,023	810,893	1,085,678	1,415,047
Total miscellaneous metals and minerals and mfrs. of		1,852,042	2,038,430	2,638,131	3,051,393	3,248,611
<i>Recapitulation.</i>						
Metals and minerals and manufactures of.....	G. B.	930,909	937,839	1,230,452	2,343,633	1,468,609
	U. S.	9,844,575	20,272,593	34,635,140	29,744,107	27,538,955
	Arg. Republic	49,550	33,280	43,737	39,666	67,702
	Australasia.....	629,863	530,081	519,467	852,185	1,124,860
	Austria-Hungary.....	90	938	695	2,766	170
	Belgium.....	54,985	116,494	267,479	371,235	150,649
	Brazil		10,175	5,139	1,615	13,435
	B. Africa.....	48,217	14,332	32,056	34,198	113,776
	B. E. Indies	6,121	30,012	2,498	4,257	13,687
	B. Guiana.....	224	726	10,828	1,077	6,952
	B. W. Indies	21,815	3,801	4,534	4,169	24,101
	Can. Am. States.....		1,318	2,854		2,914
	Chile.....	963	8,797	134,176	16,224	16,771
	China.....	4,798	13,774	34,196	9,275	4,397
	Denmark.....	5,865	13,046	11,298	17,319	15,576
	France.....	263,111	221,165	268,409	283,854	264,327
	Germany.....	280,522	527,546	870,021	565,295	325,065
	Hawaii.....	35	990		5	
	Holland.....	30,644	63,391	94,597	111,121	204,556
	Hong Kong.....	11,181	1,080	663	1,042	5,291
	Italy.....	5,058	5,555	5,341	37,321	40,725
	Japan.....		1,462	5,075	70,385	14,476
	Mexico.....	8,277	49,459	17,000	16,417	46,422
	Newfoundland.....	105,322	161,656	154,341	140,473	121,709
	Norway & Sweden.....	53,355	36,711	29,298	30,284	13,086
	Roumania.....				12,952	3,503
	Russia.....	28,234	57,033	41,674	44,085	122,435
	Spain.....			1,002	387	14,986
	St. Pierre.....	6,692	4,398	7,409	6,460	5,508
	Switzerland.....				11,417	5,275
	Turkey.....	102			3,427	105
	Uruguay.....		11,612	10,906	6,097	8,926
	U. S. of Colombia.....		152	450		1,330
	West Indies—					
	American.....		1,380		14	
	Cuban.....	258	19,049	13,560	12,675	10,769
	O. C.	18,989	1,014	3,790	1,483	4,859
		12,418,755	23,150,859	38,458,085	34,796,920	31,775,907
Milk and cream, condensed.....	G. B.					795
	U. S.					1,045
	Australasia.....					888
	B. Africa.....					81,903
	B. W. Indies					93

SESSIONAL PAPER No. 10

No. 16.—STATEMENT (by Countries) of the Values of the Principal Articles Exported, &c.—Continued.

ARTICLES EXPORTED.	Countries.	1899.	1900.	1901.	1902.	1903.
		\$	\$	\$	\$	\$
Milk and cream, condensed.— <i>Con</i>	China					55,145
	Hong Kong.....					10,427
	Japan.....					18,183
	Newfoundland.....					6,443
	Philippines.....					11,688
	St. Pierre.....					42
	West Indies— American.....					
	Cuban.....					55,887
						242,539
Musical instruments:— Cabinet organs.....	G. B.....	350,637	391,139	391,457	332,936	269,733
	U. S.....	3,444	3,543	8,004	6,980	7,089
	Australasia.....	25,681	26,547	26,595	23,400	21,001
	Belgium.....		1,050	3,022	5,728	4,614
	B. Africa.....	5,581	3,035	6,200	3,380	17,982
	B. W. Indies.....	780	305	833	272	770
	Germany.....	13,971	10,060	16,880	16,108	17,464
	Holland.....	875	2,190	573	2,158	4,351
	Newfoundland.....	365	743	1,536	1,564	726
	O. C.....		1,535	3,406	2,163	5,954
		401,334	440,147	458,506	394,689	349,684
All other musical instru- ments	G. B.....	10,839	13,621	22,335	14,281	14,710
	U. S.....	28,675	25,310	29,364	38,660	47,781
	Australasia.....	24,686	23,583	42,360	21,498	15,247
	B. Africa.....	1,276	1,026	240	1,267	1,038
	B. W. Indies.....	200	1,280	570	4,140	2,605
	France.....		7,640		80	10
	Germany.....	35	1,850	200		1,486
	Newfoundland.....	3,478	1,202	628	2,477	404
	O. C.....	440	1,870	1,317	1,761	1,056
		69,629	77,382	97,014	84,164	84,337
<i>Recapitulation.</i>						
Musical instruments.....	G. B.....	361,476	404,760	413,792	347,217	284,443
	U. S.....	32,119	28,853	37,368	45,640	54,870
	Australasia.....	50,367	50,130	68,955	44,898	36,243
	Belgium.....		2,075	3,022	5,728	4,614
	B. Africa.....	6,857	4,061	6,440	4,647	19,020
	B. W. Indies.....	980	1,585	1,403	4,412	3,375
	France.....		8,090		80	210
	Germany.....	14,066	11,910	17,080	16,108	18,950
	Hawaii.....			100		
	Holland.....	875	2,190	753	2,158	4,351
	Newfoundland.....	3,843	1,945	2,164	4,041	1,130
	O. C.....	440	1,930	4,443	3,924	6,810
		470,963	517,529	555,520	478,853	434,021
Oil cake	G. B.....	139,046	221,825	166,685	187,895	264,327
	U. S.....	4,815		4,449		4,700
	Belgium.....		2,309	8,791	17,882	13,111
	Holland.....					5,502
	O. C.....		28	3,422	16	2,305
		143,861	224,162	183,347	205,793	289,945

3-4 EDWARD VII., A. 1904

No. 16.—STATEMENT (by Countries) of the Values of the Principal Articles Exported, &c.—Continued.

ARTICLES EXPORTED.	Countries.	1899.	1900.	1901.	1902.	1903.
		\$	\$	\$	\$	\$
Oils.....	G.B.....	9,415	4,840	18,257	34,597	25,823
	U.S.....	40,546	50,415	46,371	57,384	33,008
	Australasia.....	8,817	125	2,571	6,191	7,712
	B. Guiana.....	35	51	137	1,520	761
	B. W. Indies.....	1,239	226	2,037	3,258	1,574
	Germany.....				18,548	25,923
	Haiti.....			176		5,789
	Holland.....				24,199	4,805
	Newfoundland.....	3,386	8,260	4,363	16,874	8,873
	O.C.....	205	324	338	7,824	1,658
			63,643	64,241	74,250	170,395
Paper (Wall paper only, prior to 1903).....	G.B.....	916	1,359	6,303	6	332,328
	U.S.....	22,472	25,091	9,200	2,777	47,400
	Arg. Republic.....					5,818
	Australasia.....	1,857	2,087	4,148	13,669	386,593
	Belgium.....					26,125
	B. Africa.....		176	3,862	132	19,115
	B. E. Indies.....					60
	B. Guiana.....				80	2,003
	B. W. Indies.....	105	131	5	294	10,952
	Brazil.....					7,701
	Chile.....					1,141
	Ecuador.....					1,241
	Newfoundland.....	2,236	2,334	17,998	9,798	42,452
	Peru.....					3,130
	Philippines.....					1,602
	St. Pierre.....			2	13	395
	Venezuela.....					1,209
West Indies:—						
Cuban.....					3,288	
O.C.....		93			1,053	
		27,586	31,271	41,518	26,769	893,607
Pelts, raw.....	G.B.....			5,058		
	U.S.....	34,305	85,162	32,629	36,847	74,523
	O.C.....	10		552	3	
		34,315	85,162	38,239	36,850	74,523
Provisions:— Butter.....	G.B.....	3,844,051	5,239,814	3,197,839	5,465,495	6,554,014
	U.S.....	10,472	19,637	8,127	41,554	14,179
	Australasia.....				260	6,187
	B. Africa.....			300	12	133,958
	B. Guiana.....	783	3,767	3,322	6,796	7,565
	B. W. Indies.....	41,875	53,657	59,488	71,816	112,968
	Brazil.....			345	1,608	9,084
	China.....	1,324	1,663	1,199	78	141
	Dan. W. Indies.....	9,768	10,072		1,581	6,077
	Dutch W. Indies.....			6,272	2,040	
	Germany.....	12,384	7,210		101	13
	Japan.....	1,834	2,498	717	1,013	1,816
	Mexico.....					4,685
	Newfoundland.....	74,813	66,069	46,067	47,066	69,017
	St. Pierre.....	27,802	23,425	30,855	27,111	28,655
	Venezuela.....					6,574
	West Indies:—					
	American.....		1,624	270		
	Cuban.....	225			243	202
O.C.....	74	127	396	376	3,771	
	4,025,405	5,429,563	3,355,197	5,667,150	6,958,906	

SESSIONAL PAPER No. 10

No. 16.—STATEMENT (by Countries) of the Values of the Principal Articles
Exported, &c.—Continued.

ARTICLES EXPORTED.	Countries.	1899.	1900.	1901.	1902.	1903.
		\$	\$	\$	\$	\$
Provisions— <i>Con.</i>						
Cheese	G. B.	17,320,790	20,437,936	21,033,131	19,803,877	24,683,404
	U.S.	40,038	7,108	40,131	12,181	7,842
	Australasia			10,418	7,078	7,896
	Belgium	3,137	15	124		
	B. Africa	347	347	36	868	2,514
	B. Guiana	724	1,012	1,194	1,833	2,165
	B. W. Indies	15,574	13,393	16,340	18,542	44,674
	China	1,585	987	456	1,409	1,734
	Dan. W. Indies	4,624	2,515		332	2,037
	Germany			12	1,179	170
	Japan	597	551	935	821	1,076
	Newfoundland	13,293	16,651	16,603	20,100	21,334
	West Indies :—					
	American	245	392	211	350	331
	Cuban					
	O.C.	482	3,074	3,660	1,502	1,229
		17,401,436	20,483,981	21,123,251	19,870,072	24,776,406
Eggs	G. B.	1,254,392	1,447,030	1,677,727	1,691,024	1,420,760
	U.S.	6,666	2,661	7,185	38,663	11,560
	B. W. Indies	1,159	1,179	757	1,289	2,172
	Newfoundland	1,490	2,155	1,563	2,092	1,990
	St. Pierre	3,206	3,339	3,826	3,073	4,750
	O.C.	150	1,578	1,238		22
		1,267,063	1,457,942	1,692,296	1,736,141	1,441,254
Meats :—						
Bacon and hams	G. B.	10,407,654	12,749,175	11,733,013	12,356,648	15,873,739
	U.S.	5,929	1,865	43,432	46,022	7,004
	B. Africa		56			18,124
	B. Guiana		36	70	61	54
	B. W. Indies	1,040	595	630	1,535	4,532
	Germany					3,019
	Newfoundland	2,540	5,265	5,399	576	3,437
	St. Pierre	328	273	544		39
	West Indies :—					
	American					
	Cuban			34	33	
	O.C.	280	1,260	142	115	2,246
		10,417,771	12,758,525	11,783,264	12,404,990	15,912,194
Canned meats	G. B.	97,032	236,792	357,047	855,895	595,072
	U.S.	3,356	6,084	6,743	1,671	6,652
	B. Africa		68,097	56,359	22,450	15,091
	B. W. Indies	1,843	823	141	1,766	1,053
	Germany				151	760
	Newfoundland	164	248	1,382	196	739
	O.C.	2,323	246	1,373	62	544
		104,718	312,290	423,045	882,191	619,911

3-4 EDWARD VII., A. 1904

No. 16.—STATEMENT (by Countries) of the Values of the Principal Articles
Exported, &c.—Continued.

ARTICLES EXPORTED	Countries.	1899.	1900.	1901.	1902.	1903.
		\$	\$	\$	\$	\$
Provisions— <i>Con.</i>						
Meats, all other, and lard...	G. B.	221,131	484,129	1,348,798	743,017	574,241
	U. S.	27,588	28,753	27,504	42,227	56,685
	Australasia		10,700	51	3,400	62,190
	Belgium				9,550	
	B. Africa			66,097	2,017	9,703
	B. Guiana		80	258	731	1,064
	B. W. Indies ...	5,683	9,829	8,871	5,836	13,962
	Dan. W. Indies ..		10			
	France			424		
	F. W. Indies		85			
	Germany	58,691	195		500	42,882
	Hayti	1,545				
	Newfoundland ...	39,400	49,764	49,146	88,834	92,419
	St. Pierre	7,285	5,621	7,793	6,507	7,576
	West Indies :—					
	American	7,441	{			
	Cuban			255	45	5
	O. C.	1,796	46	199	280	44
		370,560	589,212	1,509,396	902,944	860,771
<i>Recapitulation.</i>						
Provisions	G. B.	33,145,050	40,594,876	39,347,555	40,915,956	49,701,230
	U. S.	94,049	66,108	133,122	182,318	103,922
	Australasia		13,714	11,778	10,738	76,451
	Belgium	3,137	1,586	601	9,550	2,021
	B. Africa	347	68,503	122,792	25,347	179,394
	B. Guiana	1,507	4,895	4,944	9,433	10,896
	B. W. Indies ...	67,174	79,476	86,227	100,784	179,361
	Brazil			345	1,608	9,084
	China	2,925	2,650	1,767	1,487	1,875
	Dan. W. Indies ..	14,542	12,597		1,913	8,114
	Dutch W. Indies ..			8,026	2,578	
	France	95	1,227	1,017		
	F. W. Indies	32	174			1,027
	Germany	71,075	7,405	12	1,931	46,844
	Hayti	1,545				38
	Japan	2,458	3,049	1,909	1,904	2,892
	Mexico	2,560				4,685
	Newfoundland ...	131,700	140,152	120,160	158,864	188,936
	St. Pierre	39,029	32,817	43,464	36,859	41,301
	U. S. of Colombia ..			396	128	1,175
	Venezuela					6,574
	West Indies :—					
	American	8,380	{			
	Cuban		2,016	770	711	599
	O. C.	1,348	268	1,564	1,379	3,023
		33,586,953	41,031,513	39,886,449	41,463,488	50,569,442
Rags	G. B.	2,892	3,593	5,965	21,343	26,790
	U. S.	28,236	45,694	41,361	64,663	59,622
	O. C.			271		50
		31,128	49,287	47,597	86,006	86,462
Seeds :—						
Clover and grass seed	G. B.	431,062	188,829	374,849	632,451	416,182
	U. S.	50,781	100,559	121,630	350,594	124,385
	Australasia				43,396	33,037
	Belgium	3,837	459	1,248	15,561	3,464
	B. W. Indies			16,641		

SESSIONAL PAPER No. 10

No. 16.—STATEMENT (by Countries) of the Values of the Principal Articles Exported, &c.—Continued.

ARTICLES EXPORTED.	Countries.	1899.	1900.	1901.	1902.	1903.
		\$	\$	\$	\$	\$
Seeds:— <i>Con.</i>						
Clover and grass seeds— <i>Con.</i>	Denmark.....	20,765	13,069	13,517	31,257	54,179
	France.....	8,109	360	568	4,162	597
	Germany.....	230,669	54,769	61,749	223,342	311,052
	Holland.....	496	1,315	3,118	3,280	10,470
	Norway & Sweden.	408	1,637	1,716	3,820
	O. C.....	1,871	231	798	95	121
		747,998	360,628	595,834	1,304,048	957,307
Seeds, all other.....	G. B.....	734,309	962,383	137,803	173,677	392,813
	U. S.....	13,109	5,600	9,150	19,712	4,731
	Belgium.....	89,671	42,599	40,323	170,069	125,875
	France.....	400	81,701	37,709
	Germany.....	35,632	1,611	506,537	63,025
	Holland.....	125,98
	Newfoundland.....	57	118	37	53	80
	O. C.....	15
		837,561	1,046,332	270,625	1,033,745	586,524
<i>Recapitulation.</i>						
Seeds.....	G. B.....	1,165,371	1,151,212	512,652	806,128	808,995
	U. S.....	63,890	106,159	130,780	370,306	121,116
	Australasia.....	43,306	33,037
	Belgium.....	93,508	43,058	41,571	185,630	129,339
	B. W. Indies.....	16,641
	Denmark.....	20,765	13,069	13,517	31,257	54,179
	France.....	8,509	360	82,269	41,871	597
	Germany.....	230,669	90,401	63,360	729,879	374,077
	Holland.....	496	1,315	3,118	129,268	10,470
	Newfoundland.....	75	118	56	148	201
	Norway & Sweden.	408	1,037	1,716	3,820
	O. C.....	1,868	231	779
		1,585,559	1,406,960	866,459	2,337,793	1,543,831
Settlers' effects.....	G. B.....	75,730	58,242	65,590	68,218	46,961
	U. S.....	963,625	1,090,123	1,133,707	1,502,265	1,297,117
	Australasia.....	2,270	3,259	2,024	1,290
	Belgium.....	1,600	50	675	5,900	4,520
	B. Africa.....	230	150	1,400	4,370
	B. E. Indies.....	700	422	1,154	355	3,899
	B. W. Indies.....	530	1,383	1,230	2,562	1,840
	China.....	1,700	1,077	2,879	1,640	4,845
	France.....	400	1,000	1,012	1,120	775
	Germany.....	1,250	770	65	111	3,016
	Hawaii.....	100	3,436	95
	Hong Kong.....	400	16	1,730	3,505	1,630
	Italy.....	10,000
	Japan.....	25	1,177	806	2,254
	Mexico.....	100	365
	Newfoundland.....	2,036	4,248	2,057	3,673	7,196
	O. C.....	1,348	540	505	1,195	1,899
		1,051,944	1,165,893	1,212,728	1,592,845	1,392,037

3-4 EDWARD VII., A. 1904

No. 16.—STATEMENT (by Countries) of the Values of the Principal Articles
Exported, &c.—Continued.

ARTICLES EXPORTED.	Countries.	1899.	1900.	1901.	1902.	1903.
		\$	\$	\$	\$	\$
Ships sold to other countries..	G. B.....	7,500		9,000	8,000	
	U. S.....	3,715	30,170	8,468	24,450	23,981
	Brazil.....		6,010			
	B. W. Indies.....		1,600			
	Dan. W. Indies.....				100,000	95,000
	Dutch W. Indies.....				5,400	7,500
	France.....		6,000			10,000
	Italy.....	42,786	81,000	49,000	25,063	13,626
	Mexico.....	35,000				11,400
	Newfoundland.....	3,900	4,150		8,000	6,000
	Norway & Sweden.....	27,330			4,350	
	Russia.....		11,688			
	Spain.....		20,000			
	St. Pierre.....	6,950	45,000		700	
	O. C.....				1,340	
		127,181	205,618	66,468	177,333	167,507
Spirits and wines.....	G. B.....	30,907	49,828	48,318	59,112	45,498
	U. S.....	265,049	273,927	334,354	355,856	441,776
	Arg. Republic.....	525	1,000	1,050	1,837	2,925
	Anstraliasia.....	5,017	9,363	18,432	16,418	14,838
	Belgium.....	1,320		110	3,921	14,981
	Brazil.....	220	476	1,178	577	986
	B. Africa.....	2,755	2,153	372	9,865	23,305
	B. E. Indies.....	1,644	4,048	2,555	541	170
	B. Honduras.....	2,133	1,425	2,203	2,953	1,400
	B. W. Indies.....	6,241	8,184	8,936	7,498	6,294
	Can. Am. States.....	17,925	19,657	20,992	11,603	9,761
	Chile.....	5	998	1,665	332	2,086
	China.....	5,171	11,520	7,804	5,217	
	France.....	1,135	1,728	5,300	16,384	8,715
	Germany.....	49		2,314	12,747	18,019
	Hawaii.....	1,122	3,492	5,981	127	
	Holland.....			47		560
	Japan.....		190	241	998	828
	Mexico.....	7,528	12,772	9,723	15,545	16,814
	Newfoundland.....	609	1,649	1,180	1,063	7,450
	Peru.....	119	357	3,242	201	420
	Philippines.....			19,463	22,458	5,875
	St. Pierre.....	4,894	1,321	2,509	1,139	722
	U. S. of Colombia.....	775	3,800	2,423	1,871	94
	West Indies—					
	American.....		4,275			
	Cuban.....	2,822	2,777	970	2,868	734
O. C.....	1,872	4,491	7,367	9,350	9,418	
		359,837	419,431	508,729	560,481	633,669
Stone and manufactures of :— Gypsum, crude.....	U. S.....	166,216	236,065	185,360	272,105	306,745
	B. Guiana.....	6				
	O. C.....			57	1,230	653
		166,222	236,065	185,417	273,335	307,398

SESSIONAL PAPER No. 10

No. 16.—STATEMENT (by Countries) of the Values of the Principal Articles
Exported, &c.—Continued.

ARTICLES EXPORTED.	Countries.	1899.	1900.	1901.	1902.	1903.
Stone and manufactures of:— <i>Con.</i>		\$	\$	\$	\$	\$
Stone and manufactures of, all other, N.E.S.	G. B.	1,057	100	6,295	2,562	4,387
	U. S.	194,014	254,100	307,938	321,590	288,614
	B. Guiana				20	
	B. W. Indies.....	405	734	612	332	132
	Germany.....		550			
	Newfoundland....	521	117	720	1,718	934
	St. Pierre.....	88	10	234	72	34
	O. C.	52	2,311	1,830	2,323	2,908
		196,137	257,922	317,629	328,617	297,009
<i>Recapitulation.</i>						
Stone and manufactures of....	G. B.	1,057	100	6,295	2,562	4,387
	U. S.	360,230	490,165	493,298	593,695	595,359
	B. Guiana.....	6			20	
	B. W. Indies.....	405	734	624	332	132
	Germany.....		550			
	Newfoundland....	521	117	765	1,718	1,159
	St. Pierre.....	88	10	234	72	37
	West Indies					
	American.....	52				80
	Cuban.....		2,095	1,415	1,068	2,070
	O. C.		216	415	2,485	1,183
		362,359	493,987	503,046	601,952	604,407
Sugar and molasses.....	G. B.	3,949	926	31,120	4,791	12,171
	U. S.	77,864	96,659	163,657	106,736	206,995
	B. W. Indies	40	622	233	679	799
	Hayti.....	20				
	Japan.....	42,535				6
	Newfoundland....	20,131	21,602	14,028	16,653	9,467
	St. Pierre.....	2	32	472	212	186
	O. C.	16	330	87	136	864
		144,557	120,171	154,597	129,207	230,488
Tobacco and manufactures of..	G. B.	12,148	11,854	15,454	13,100	12,245
	U. S.	116,036	89,057	346,311	153,132	253,774
	Australasia.....	670	332	17	120	223
	Belgium.....	3,599	2,807	780	100	8,848
	B. Africa.....	1,162	156	826	312	755
	B. E. Indies		2,450	2,531	1,200	
	B. W. Indies.....	3,319	4,616	3,876	3,902	1,119
	China.....	500	2,695	500	1,500	
	Denmark.....		1,176	2,352	2,380	20
	France.....		2,097	2,678	2,245	3,485
	Germany.....	7,382	351	3,097	6,521	9,119
	Gibraltar.....		744	5,141	31	
	Holland.....	1,512	1,578	888	1,130	7,812
	Newfoundland....	11,677	14,114	11,012	14,961	14,334
	Norway & Sweden.....		600	656	1,056	700
	St. Pierre.....	16,319	22,737	16,447	16,361	13,522
	Spain.....			271		
	Switzerland.....		160	140	95	
	O. C.	843	936	766	440	826
		177,167	158,460	413,743	198,606	326,782

3-4 EDWARD VII., A. 1904

No. 16.—STATEMENT (by Countries) of the Values of the Principal Articles
Exported, &c.—Continued.

ARTICLES EXPORTED.	Countries.	1899.	1900.	1901.	1902.	1903.	
		\$	\$	\$	\$	\$	
Vegetables:— Potatoes.....	G. B.....	375	392	1,379			
	U. S.....	47,629	17,493	70,174	328,625	59,316	
	B. Guiana.....	26,081	23,476	22,647	34,328	37,977	
	B. W. Indies.....	52,313	65,398	64,198	70,643	64,455	
	Dan. W. Indies.....	581	1,253		20	15	
	F. W. Indies.....	508					
	Hayti.....	347					
	Newfoundland.....	15,181	5,513	8,688	7,584	22,056	
	St. Pierre.....	6,493	6,327	7,717	5,716	6,939	
	U. S. of Colombia.....	205	345	237	468	985	
	West Indies:—						
	American.....		24,392	6,486	8,761	24,034	
	Cuban.....	164,878	185,365	181,103	231,106	169,672	
	O. C.....	936	155	3,781	2,609	3,646	
			315,527	330,309	366,410	689,860	389,095
All other, including canned vegetables.....	G. B.....	17,163	27,570	52,329	24,854	7,375	
	U. S.....	121,037	133,271	127,066	265,910	125,779	
	B. Africa.....		261	117	9,623	13,964	
	B. Guiana.....			180	513	1,126	
	B. W. Indies.....	2,919	2,262	9,352	6,487	9,089	
	Dan. W. Indies.....	561	398		6	120	
	France.....		1,520			3,150	
	Hayti.....	61					
	Japan.....					465	
	Newfoundland.....	6,924	7,032	6,571	5,502	11,327	
	St. Pierre.....	2,870	2,511	1,517	1,642	2,482	
	U. S. of Colombia.....	11	384				
	O. C.....	1,051	998	823	654	717	
			152,597	176,207	197,955	315,191	175,594
	<i>Recapitulation.</i>						
Vegetables.....	G. B.....	17,538	27,962	53,708	24,854	7,375	
	U. S.....	168,666	150,764	197,240	594,535	185,095	
	B. Africa.....		416	195	9,623	13,988	
	B. Guiana.....	26,081	23,476	22,827	34,841	39,103	
	B. W. Indies.....	55,232	67,660	73,550	77,130	73,544	
	Dan. W. Indies.....	1,142	1,651		26	135	
	France.....		1,520			3,150	
	F. W. Indies.....	516					
	Hayti.....	408					
	Japan.....					465	
	Newfoundland.....	22,105	12,545	15,259	13,086	33,383	
	St. Pierre.....	9,363	8,838	9,234	7,358	9,421	
	U. S. of Colombia.....	216	729	237	468	985	
	West Indies—						
	American.....		24,392	6,490	8,761	24,034	
Cuban.....	165,743	185,673	181,880	231,106	169,672		
O. C.....	1,114	890	3,745	3,763	4,339		
		468,124	506,516	564,365	1,005,051	564,689	
Wood and manufactures of:— Bark for tanning.....	G. B.....			306	5,276		
	U. S.....	48,890	61,899	61,718	95,085	74,816	
		48,890	61,899	62,024	100,361	74,816	

SESSIONAL PAPER No. 10

No. 16.—STATEMENT (by Countries) of the Values of the Principal Articles
Exported, &c.—Continued.

ARTICLES EXPORTED.	Countries.	1899.	1900.	1901.	1902.	1903.
Wood and manufactures of :—		\$	\$	\$	\$	\$
<i>Con.</i>						
Firewood	U.S.	123,540	117,663	90,680	91,407	115,634
	St. Pierre	171	88	45	21	51
	O.C.			180	79	84
		123,711	117,751	90,905	91,507	115,769
Logs, all kinds	G. B.	4,761	16,843	443,951	16,297	29,795
	U.S.	1,564,816	743,678	589,964	549,119	401,743
	Newfoundland		115		403	410
	O.C.	125		21,696	21	2,610
		1,569,702	760,636	1,055,611	565,840	434,558
Lumber :—						
Deals, pine.	G. B.	4,007,771	3,233,667	2,714,320	3,017,753	3,538,272
	U. S.		31,730	34,651	118,981	34,638
	Arg. Republic.	143,800		160		
	Belgium.	6,374	11,142	32,785	15,849	9,928
	B. Africa.	34,330			8,570	44,910
	B. W. Indies			20,528		
	France		270		1,418	
	Germany	1,108	650	3,266		1,086
	Spain	245			4,072	23,706
	O. C.		9,139	38	740	1,377
		4,193,628	3,286,598	2,857,822	3,167,383	3,653,917
Deals, spruce and other. .	G. B.	6,751,921	7,522,397	7,142,602	6,399,763	7,643,753
	U. S.	462,453	351,562	479,263	460,057	257,647
	Arg. Republic.	1,414	27,599	9,253		4,730
	Australasia	52,359	13,880	55,321	139,878	49,512
	Belgium.	35,444	22,683	49,988	9,731	3,732
	Brazil	13,448	18,618		24,850	34,403
	B. Africa.	11,111		7,596	17,647	33,579
	France	354,553	150,243	208,909	196,611	128,010
	Fr. Poss. in Africa. .	40,842	31,159	15,967	26,666	5,220
	Germany	20,367				882
	Gibraltar		8,580	12,695	11,685	
	Holland.	27,501	35,378	7,683		
	Italy		9,086	15,606		
	Newfoundland		1,857			560
	Portugal.	16,548	39,495	24,702	24,871	61,417
	Spain	55,476	55,107	142,431	136,714	90,249
	St. Pierre			580	1,419	200
	O. C.	5,000	316	1,708	10,256	1,560
		7,848,437	8,287,960	8,174,304	7,451,148	8,315,454
Deal ends	G. B.	753,728	543,055	588,422	444,863	529,434
	U.S.	363	4,214	51,789	10,064	5,872
	Anstralasia.	459		619	2,194	2,222
	Belgium.	1,224	1,914	1,078	1,631	834
	B. Africa.	80			1,202	
	France	10,871	2,993	25,196	3,983	2,842
	Fr. Poss. in Africa. .	1,443	673	10,026	604	200
	Portugal.		334	160	713	1,235
	Spain	1,375	11,329	3,952	2,633	7,587
	O. C.	915	357	142	4,128	1,543
		770,458	564,869	681,384	472,015	551,769

3-4 EDWARD VII., A. 1904

No. 16.—STATEMENT (by Countries) of the Values of the Principal Articles
Exported, &c.—Continued.

ARTICLES EXPORTED.	Countries.	1899.	1900.	1901.	1902.	1903.
Wood and manufactures of — <i>Con.</i> Lumber— <i>Con.</i> Planks and boards		\$	\$	\$	\$	\$
	G. B.	1,292,805	1,171,945	1,552,232	1,623,888	1,553,587
	U. S.	4,352,511	7,331,766	6,583,287	9,366,564	10,573,616
	Arg. Republic.	407,973	359,280	189,125	472,718	873,370
	Australasia	169,592	127,582	287,475	236,275	75,123
	Belgium	19,876	40,169	59,038	55,712	24,288
	Brazil	35,927	59,866	59,866	19,002	9,353
	B. Africa	50,747	21,757	58,063	51,134	141,268
	B. E. Indies	29,576	402	25,803	25,803	64,659
	B. Guiana	4,988	4,471	14,777	24,047	32,187
	B. W. Indies	148,988	101,484	156,701	125,467	111,799
	Can. Am. States	19,031	19,031	19,031	19,031	19,031
	Chile	18,703	50,451	71,345	40,532	109,721
	China	71,345	115,662	65,586	91,089	57,497
	Dan. W. Indies	767	350	3,226	3,226	3,226
	France	24,445	6,290	41,919	5,310	6,076
	F. W. Indies	3,309	2,250	1,200	200	200
	Germany	6,355	6,920	1,580	37,383	3,400
	Holland	3,136	1,340	2,338	2,338	2,338
	Japan	3,766	11,900	21,423	25,080	68,140
	Madeira	11,573	20,874	24,996	24,996	16,579
	Mexico	673	485	3,284	2,063	4,204
	Newfoundland	3,424	16,475	7,182	3,935	3,171
	Peru	15,429	290	27,762	9,715	63,256
	Philippines	15,258	15,258	15,258	15,258	15,258
	Portugal	14,735	7,755	8,111	8,111	8,111
	Portuguese Poss.	15,028	3,648	2,613	2,613	2,613
	St. Pierre	16,403	11,174	23,200	15,126	11,922
	Spain	3,918	439	326	326	326
	Sp. Poss. in Africa	31,722	34,994	21,123	54,484	13,573
	Uruguay	26,039	26,568	10,866	74,270	12,800
	U. S. of Colombia	2,382	1,284	4,956	105	105
	West Indies—					
	American	87,239	46,734	29,015	38,971	37,747
	Cuban	88,453	88,453	91,468	117,453	119,954
	O. C.	12,010	4,691	1,625	10,322	7,250
		6,885,762	9,618,526	9,400,469	12,570,849	14,008,846
Laths, palings and pickets.						
	G. B.	19,549	25,606	46,618	19,682	28,188
	U. S.	401,237	490,531	538,825	806,882	1,000,496
	Australasia	7,591	9,048	9,461	8,346	8,424
	B. W. Indies	620	2,126	2,644	654	574
	Chile	304	291	136	590	590
	Newfoundland	96	289	621	1,490	910
	St. Pierre	169	3,059	4	25	25
	Span. Poss. other.	2,068	3,564	1,210	2,159	1,861
	West Indies—					
	American	35	35	35	35	35
	Cuban	2,473	2,473	2,473	2,473	2,473
	O. C.	993	638	456	1,361	61
		432,323	532,106	605,693	840,714	1,041,129

3-4 EDWARD VII., A. 1904

No. 16.—STATEMENT (by Countries) of the Values of the Principal Articles
Exported, &c.—Continued.

ARTICLES EXPORTED.	Countries.	1899.	1900.	1901.	1902.	1903.
Wood and manufactures of —Con.		\$	\$	\$	\$	\$
<i>Recapitulation—Con.</i>						
Lumber—Con.....	B. E. Indies	29,576	402	2,719	25,803	64,659
	B. Guiana.....	5,151	4,471	14,777	24,435	32,401
	B. W. Indies.....	150,537	106,489	183,871	130,333	114,219
	Gen. Am. States.....	19,031				
	Chile.....	25,707	50,755	71,636	40,668	110,311
	China.....	75,784	116,300	66,005	91,634	57,558
	Dan. W. Indies.....	1,557	580			3,226
	France.....	393,181	160,666	278,098	208,672	136,928
	F. W. Indies.....	4,579		3,655	1,340	1,780
	Fr. Poss. in Africa.....	42,285	31,832	25,993	27,270	5,420
	Germany.....	28,698	7,609	7,851	38,453	5,668
	Gibraltar.....		8,580	12,695	12,447	
	Holland.....	31,773	37,008	7,683		2,384
	Italy.....		9,398	15,748	8,290	
	Japan.....	11,574	18,525	21,423	25,080	68,780
	Madeira.....	11,573	20,874		24,996	18,105
	Mexico.....	673	485	4,026	8,203	10,842
	Newfoundland.....	8,219	25,256	22,996	12,201	7,017
	Peru.....	25,439	429	27,762	10,815	63,256
	Philippines.....				15,978	
	Portugal.....	16,548	54,564	32,617	25,584	71,735
	Portuguese Poss.....	15,028		5,319	2,643	
	St. Pierre.....	20,842	13,273	28,707	23,608	15,641
	Spain.....	57,096	66,436	150,787	144,083	121,868
	S. Poss. in Africa.....	35,596	42,208	24,975	63,249	25,004
	Uruguay.....	26,106	26,568	10,866	81,061	12,800
	U. S. of Colombia.....	2,382	1,284	4,956	8,475	105
	West Indies—					
	American.....	87,435	46,751	29,893	39,444	37,747
	Cuban.....		88,453	96,768	118,519	121,659
	O. C.....	17,626	4,691	2,380	2,280	8,842
		21,267,298	23,636,778	23,043,456	25,546,261	28,860,993
Shingles.....	G. B.....	654		88,782		
	U. S.....	939,451	1,109,296	1,038,035	1,505,850	1,596,181
	Australasia.....	150			60	3
	B. Guiana.....	53	15		19	336
	B. W. Indies.....	31,811	19,252	13,614	15,533	10,180
	Dan. W. Indies.....	414	699	258	5	150
	Newfoundland.....	814	1,075	827	1,275	538
	St. Pierre.....	2,540	483	3,081	1,702	2,138
	O. C.....	474	686	1,553	942	617
		976,361	1,131,506	1,146,150	1,525,386	1,610,143
Sleepers and railroad ties...	G. B.....	4,776	1,899	8,848	13,408	2,634
	U. S.....	79,529	220,007	143,389	168,345	207,814
	O. C.....			703	445	500
		84,305	221,906	152,940	182,198	210,948

SESSIONAL PAPER No. 10

No. 16.—STATEMENT (by Countries) of the Values of the Principal Articles
Exported, &c.—Continued.

ARTICLES EXPORTED.	Countries.	1899.	1900.	1901.	1902.	1903.
		\$	\$	\$	\$	\$
Wood and manufactures of— <i>Con.</i>						
Stave bolts.....	U. S.....	12,372	20,673	7,217	11,671	5,337
Shooks, box and other.....	G. B.....	164,976	121,713	211,420	221,402	270,731
	U. S.....	36,077	59,899	95,738	62,656	73,604
	Arg. Republic.....				5,288	15,456
	Australasia.....	887	24	36		600
	B. Guiana.....		238	100		21
	B. W. Indies.....	16,647	23,024	19,462	7,768	11,138
	Dan. W. Indies.....	289				
	F. W. Indies.....	982	1,699	2,582	3,762	3,513
	Mexico.....		29,694	8,972	26,642	18,233
	Newfoundland.....	1,330	388	395	195	335
	Portuguese Poss.....			20,000		
	St. Pierre.....	577	1,110	1,709	9	1,692
	Sp. Poss. in Africa.....			8,000	30,744	29,386
	Uruguay.....	1,739	11,454	1,756	6,599	6,392
	O. C.....	1,656	2,114	6,228	5,340	9,071
		225,160	251,357	376,398	370,405	440,172
Timber, square :—						
Oak.....	G. B.....	554,472	404,529	314,545	355,659	433,694
	Belgium.....	2,420		1,900	1,254	447
	O. C.....	700	1,079	841		
		557,592	405,608	317,286	356,913	434,141
Pine, white.....	G. B.....	1,338,009	1,251,543	905,762	906,747	1,294,716
	U. S.....	3,169	2,041	6,040	10,298	9,041
	France.....		873			
	O. C.....	15,476		4,650	6,750	6,800
		1,356,654	1,254,457	916,452	923,795	1,310,557
Timber, square, all other.....	G. B.....	562,816	562,195	835,004	467,907	807,048
	U. S.....	2,712	34,371	51,090	14,947	7,338
	B. W. Indies.....		30			
	France.....		2,911		2,918	4,638
	Germany.....		60	630	330	21
	Newfoundland.....	1,484	1,944	749	431	25
	O. C.....	482	469	763	4,364	9,465
		567,494	601,980	888,236	490,897	828,535
Total timber, square....		2,481,740	2,262,045	2,121,974	1,771,605	2,573,233
Wood for wood pulp.....	G. B.....	28,099	38,370	32,198	120,445	
	U. S.....	809,795	864,077	1,364,821	1,194,593	1,558,560
	O. C.....	4,192	325			
		842,086	902,772	1,397,019	1,315,038	1,558,560

3-4 EDWARD VII., A. 1904

No. 16.—STATEMENT (by Countries) of the Values of the Principal Articles
Exported, &c.—Continued.

ARTICLES EXPORTED.	Countries.	1899.	1900.	1901.	1902.	1903.
		£	£	£	£	£
Wood and manufactures of— <i>Con.</i>						
Wood, all other, N. E. S., unmanufactured	G. B.	35,188	56,175	378,033	47,613	24,977
	U. S.	279,639	352,142	301,408	421,771	364,077
	B. Africa	1,730	1,730	3,051	1,419	7,051
	B. W. Indies	1,683	1,807	2,522	2,028	2,173
	China	16,001	200
	France	1,414	1,219	980	2,850	3,832
	Germany	48	7,856	5,080	9,957
	Japan	100	1,368
	Mexico	12,472	10,202	2,200
	Newfoundland	972	2,090	1,380	2,437	1,958
	Peru	18,559	19,698	300	27,395
	Philippines	4,758
	St. Pierre	2,789	1,282	1,807	2,090	3,093
	O. C.	2,408	2,166	1,087	3,960	7,378
		371,873	448,511	701,992	516,843	429,254
Total wood, unmanufactured		28,003,498	29,815,834	30,155,686	31,997,115	36,313,783
Wood, manufactured :— Household furniture ...	G. B.	271,883	238,730	163,655	184,796	228,684
	U. S.	24,588	48,750	20,143	20,580	31,326
	Australasia	23,545	57,496	20,525	25,528	27,648
	B. Africa	6,228	2,335	3,410	18,450	51,744
	B. E. Indies	368	35
	B. Guiana	33	30	395
	B. W. Indies	3,861	4,093	3,167	8,122	9,486
	Mexico	47	53
	Newfoundland	23,470	26,523	26,117	24,559	18,404
	St. Pierre	29	28	89	126
	O. C.	2,471	4,582	4,779	3,152	10,245
		356,490	332,623	241,826	285,276	378,093
Doors, sashes and blinds ..	G. B.	360,592	287,602	164,903	231,770	249,351
	U. S.	449	261	20,893	10,190	22,313
	Australasia	7,387	1,754	44	1,011	97
	B. Africa	5,755	9,030	6,913	59,088	58,296
	B. W. Indies	18	40	42	35	66
	Newfoundland	1,733	635	1,300	45	176
	O. C.	2,272	37	73	1,548	1,677
		378,206	299,359	194,168	303,687	331,976
Matches and match splints	G. B.	253,867	78,969	81,387	45,887	110,117
	U. S.	2,591	20,814	5,012	442	604
	B. W. Indies	709	637	1,034	845	678
	Newfoundland	303	171	434	158	318
	St. Pierre	331	375	530	181	247
	O. C.	180	2,995	733	4,191	84
		257,981	103,961	89,130	51,704	112,048

SESSIONAL PAPER No. 10

No. 16.—STATEMENT (by Countries) of the Values of the Principal Articles
Exported, &c.—Continued.

ARTICLES EXPORTED.	Countries.	1899.	1900.	1901.	1902.	1903.
Wood and manufactures of — <i>Con.</i> Wood, manufactured— <i>Con.</i> Wood pulp.	G. B. U. S. Australasia. Belgium France. Germany. Japan. Mexico. O. C.	671,704 578,329 19,603 20 5,313 21,027 6,005 3,296	562,178 1,193,753 15,362 25,066 5,313 3,421 6,005 677	934,722 937,330 12,102 15,362 10,380 18,736 7,635 1,959	818,580 1,170,408 2,094 9,199 40,965 5,160	1,129,173 1,795,768 719 217,470 200 25 7,588
		1,274,376	1,816,016	1,938,246	2,046,406	3,150,943
All other manufactures of wood, N.E.S.	G. B. U. S. Australasia. Belgium B. Africa. B. E. Indies. B. Guiana. B. W. Indies. Denmark. France. Germany. Newfoundland. St. Pierre. U. S. of Colombia. O. C.	470,021 99,819 6,405 1,290 2,992 492 3,683 1,137 3,857 5,068 12,217 532 470 2,096	367,984 154,531 18,451 275 5,770 528 5,355 395 825 1,758 20,310 470 900 2,826	339,394 111,156 58,491 2,597 2,284 300 947 6,225 253 2,971 12,905 2,080 483 2,215	384,967 90,828 31,490 2,447 6,495 1,085 7,628 582 688 19,342 2,040 2,423	375,851 143,510 17,594 152 5,345 1,684 10,638 56 579 917 14,329 2,497 8,021
		610,079	580,378	542,301	550,015	581,173
Total wood, manufactured.		2,877,132	3,182,337	3,005,671	3,237,088	4,554,233
<i>Recapitulation.</i>						
Wood and manufactures of....	G. B. U. S. Arg. Republic Australasia. Belgium Brazil. B. Africa. B. E. Indies. B. Guiana. B. W. Indies. Chile. China. Denmark. Dan. W. Indies. Egypt. France. F. W. Indies. Fr. Poss. in Africa. Germany. Gibraltar. Hawaii. Hayti. Holland. Italy. Japan.	17,842,917 10,574,447 594,734 270,032 77,924 49,375 115,023 30,021 5,853 208,949 25,707 92,701 1,137 2,284 49 399,898 6,801 42,285 38,024 200 31,813 36,819	16,820,742 14,149,709 437,561 230,288 95,786 27,882 40,667 402 5,285 160,727 50,755 116,930 395 1,528 193,665 3,255 31,832 15,553 8,580 37,606 9,398 21,946	17,556,825 13,224,971 217,793 462,375 170,020 68,847 84,051 8,299 15,929 229,937 71,636 66,051 258 549 239,967 7,129 25,993 39,060 12,695 78 8,017 17,663 30,471	15,786,342 16,723,229 481,271 438,376 102,879 44,092 169,721 26,103 26,704 172,816 41,168 93,147 43 1,644 258,857 5,221 27,270 45,394 12,447 1,023 10,586 25,150	18,824,525 18,911,924 929,175 185,376 257,312 44,147 362,233 64,694 35,127 159,127 113,755 57,934 56 3,391 97 146,204 6,909 5,420 21,776 4,423 337 76,831

3-4 EDWARD VII., A. 1904

No. 16.—STATEMENT (by Countries) of the Values of the Principal Articles
Exported, &c.—Continued.

ARTICLES EXPORTED.	Countries.	1899.	1900.	1901.	1902.	1903.
<i>Recapitulation—Con.</i>		\$	\$	\$	\$	\$
Wood and manufactures of — <i>Con.</i>	Madeira.....	11,573	20,874	25,146	18,164
	Mexico.....	17,804	48,268	15,293	35,187	29,075
	Newfoundland....	51,242	78,832	67,103	61,046	43,345
	Norway & Sweden..	136
	Peru.....	44,314	22,342	28,062	41,810	63,256
	Philippines.....	15,978	4,758
	Portugal.....	16,548	56,092	32,617	25,584	72,556
	Portuguese Poss..	15,028	26,131	3,118	2,349
	St. Pierre.....	28,392	17,139	38,228	33,645	25,637
	Spain.....	57,096	66,436	151,273	146,378	121,868
	S. Poss. in Africa..	35,596	42,208	32,975	94,143	61,003
	Uruguay.....	27,845	38,022	12,622	87,660	19,242
	U. S. of Colombia.	2,852	2,319	5,751	8,475	126
	West Indies—					
	American.....	88,370	50,107	30,028	40,647	38,432
	Cuban.....	90,332	98,420	119,368	130,198
	O. C.	36,841	4,708	14,240	2,535	27,034
		30,880,630	32,998,171	33,161,357	35,234,203	40,868,016
Wool and mfrs. of—						
Wool raw.....	G. B.....	9,350	48,129	19,340	12,575	39,229
	U. S.....	3,618	371,378	177,296	288,602	343,163
	Newfoundland....	781	837	945	1,000	543
	O. C.....	852	432	68
		14,601	420,776	197,581	302,245	382,935
Manufactures of wool, N. E. S.	G. B.....	10,213	27,679	12,399	43,367	21,354
	U. S.....	9,209	7,195	48,589	17,670	19,375
	Australasia.....	147	1,377	3,309	4,082
	B. Africa.....	8,275	688	646
	B. W. Indies.....	304	980	911	955	972
	France.....	769	660	100	94
	Germany.....	1,006	296	631	1,510	1,742
	Newfoundland....	15,090	14,315	9,074	13,729	15,830
	O. C.....	517	2,390	3,575	161	127
		37,255	61,790	76,556	81,489	64,222
<i>Recapitulation.</i>						
Wool and manufactures of...	G. B.....	19,563	75,808	31,739	55,942	60,583
	U. S.....	12,827	378,573	225,885	306,272	362,538
	Australasia.....	147	1,377	3,309	4,082
	B. Africa.....	8,275	688	646
	B. W. Indies.....	304	980	911	955	972
	France.....	999	745	100	94
	Germany.....	1,057	643	631	1,510	1,742
	Newfoundland....	15,871	15,152	10,019	14,729	16,373
	O. C.....	1,088	2,390	3,575	229	127
		51,856	482,566	274,137	383,734	447,157

SESSIONAL PAPER No. 10

No. 16.—STATEMENT (by Countries) of the Values of the Principal Articles
Exported, &c.—*Concluded.*

ARTICLES EXPORTED.	Countries.	1899.	1900.	1901	1902.	1903.
		\$	\$	\$	\$	\$
Coin and bullion.	G. B.	4,874	400		2,000	223
	U. S.	4,011,151	8,656,118	1,975,389	1,635,452	573,955
	B. W. Indies.				24,333	
	China					100
	Japan.					35
	Newfoundland		650	3,100	7,637	5,650
	St. Pierre.					40,000
		4,016,025	8,657,168	1,978,489	1,669,422	619,963

3-4 EDWARD VII., A. 1904

No. 17.—STATEMENT of the Values of the Principal and Other Articles entered for Con-
1899 to 1903, inclusive, showing in each case the portion taken from Great Bri-

ABBREVIATIONS.—G. B., Great Britain ;

ARTICLES.	Countries.	Value, 1899.			Value, 1900.		
		Dutiable.	Free.	Total.	Dutiable.	Free.	Total.
		£	£	£	£	£	£
Ale, beer, porter and ginger ale	G. B.	100,289		100,289	106,973		106,973
	U. S.	72,860		72,860	95,751		95,751
	O. C.	269		269	739		739
Totals		173,418		173,418	203,463		203,463
Animals, living :— Horned cattle	G. B.		18,579	18,579	500	54,358	54,858
	U. S.	31,278	23,125	54,403	67,315	47,165	114,480
	O. C.	10		10			
Totals		31,288	41,704	72,992	67,815	101,523	169,338
Horses	G. B.		29,397	29,397	239	46,573	46,812
	U. S.	413,064	101,065	514,129	336,792	116,657	453,449
	O. C.						
Totals		413,064	130,462	543,526	337,031	163,230	500,261
Sheep	G. B.		5,762	5,762		16,697	16,697
	U. S.	86,701	1,290	87,991	99,590	2,415	102,005
	O. C.						
Totals		86,701	7,052	93,753	99,590	19,112	118,702
Other	G. B.	28	4,182	4,210	38	2,407	2,445
	U. S.	52,866	10,273	63,139	42,386	8,161	50,547
	O. C.	352	75	427	164	60	224
Totals		53,246	14,530	67,776	42,588	10,628	53,216
Recapitulation, animals	G. B.	28	57,920	57,948	777	120,035	120,812
	U. S.	583,909	135,753	719,662	546,083	174,398	720,481
	O. C.	362	75	437	164	60	224
Grand totals		584,299	193,748	778,047	547,024	294,493	841,517
Articles for use of the army and navy	G. B.		382,625	382,625		550,282	550,282
	U. S.		6,184	6,184		46,961	46,961
	O. C.		285	285		608	608
Totals			389,094	389,094		597,851	597,851
Articles for the use of the Dominion of Canada	G. B.		190,543	190,543		306,427	306,427
	U. S.		656,768	656,768		376,296	376,296
	O. C.		12,054	12,054		30,084	30,084
Totals			859,365	859,365		712,807	712,807
Asphaltum or asphalt	G. B.					485	485
	U. S.		57,911	57,911		64,330	64,330
	O. C.		37,889	37,889		3,933	3,933
Totals			95,800	95,800		68,748	68,748

SESSIONAL PAPER No. 10

sumption in Canada (both Dutiable and Free) during the Fiscal Years ended June 30, 1901, 1902, and 1903, in the United States and all Other Countries. (*From Canadian Returns.*)

U. S., United States; O. C., Other Countries.

Value, 1901.			Value, 1902.			Value, 1903.		
Dutiable.	Free.	Total.	Dutiable.	Free.	Total.	Dutiable.	Free.	Total.
\$	\$	\$	\$	\$	\$	\$	\$	\$
103,768		103,768	118,552		118,552	116,808		116,808
86,079		86,079	95,310		95,310	141,108		141,108
743		743	1,682		1,682	1,360		1,360
190,590		190,590	215,544		215,544	259,276		259,276
	86,906	86,906		59,885	59,885	49	71,017	71,066
182,227	23,218	205,445	133,717	54,690	188,407	472,689	88,221	560,910
182,227	110,124	292,351	133,717	114,575	248,292	472,738	159,238	631,976
955	64,898	65,853	58	38,625	38,683		112,737	112,737
263,216	89,839	353,055	537,470	189,238	726,708	790,169	507,330	1,297,499
7		7					16,264	16,264
264,178	154,737	418,915	537,528	227,863	765,391	790,169	636,331	1,426,500
	12,990	12,990		11,464	11,464		1,420	1,420
159,504	810	160,314	357,927	1,519	359,446	206,856	2,194	209,050
				1,340	1,340			
159,504	13,800	173,304	357,927	14,323	372,250	206,856	3,614	210,470
177	2,194	2,371	620	4,941	5,561	258	23,898	24,156
19,305	13,504	32,809	35,196	11,914	47,110	37,482	10,480	47,962
	290	290		754	754	116	500	616
19,482	15,988	35,470	35,816	17,609	53,425	37,856	34,878	72,734
1,132	166,988	168,120	678	114,915	115,593	307	209,072	209,379
624,252	127,371	751,623	1,064,310	237,361	1,321,671	1,507,196	608,225	2,115,421
7	290	297		2,094	2,094	116	16,764	16,880
625,391	294,649	920,040	1,064,988	374,370	1,439,358	1,507,619	834,061	2,341,680
	597,078	597,078		466,392	466,392		70,728	70,728
	34,410	34,410		57,707	57,707		19,768	19,768
	2,291	2,291		1,492	1,492		1,074	1,074
	633,779	633,779		525,591	525,591		91,570	91,570
	474,127	474,127		710,823	710,823		855,527	855,527
	1,092,198	1,092,198		1,871,781	1,871,781		386,102	386,102
	84,488	84,488		25,996	25,996		170,098	170,098
	1,650,813	1,650,813		2,608,600	2,608,600		1,411,727	1,411,727
	9	9						
	61,328	61,328		91,416	91,416		89,928	89,928
	6,250	6,250		10,901	10,901		3,118	6,118
	67,587	67,587		102,317	102,317		96,046	96,046

3-4 EDWARD VII., A. 1904

No. 17.—STATEMENT of the Values of the Principal and Other

ARTICLES.	Countries.	Value, 1899.			Value, 1900.		
		Dutiable.	Free.	Total.	Dutiable.	Free.	Total.
		§	§	§	§	§	§
Baking powder	G. B.	498		498	1,002		1,002
	U. S.	93,155		93,155	103,999		103,999
	O. C.						
Totals		93,653		93,653	105,001		105,001
Bells, all kinds	G. B.	2,044	2,982	5,026	540	6,830	7,370
	U. S.	18,263	11,891	30,154	20,168	24,582	44,750
	O. C.	395	4,292	4,687	198	6,547	6,745
Totals		20,702	19,165	39,867	20,906	37,959	58,865
Belts of all kinds	G. B.	21,716		21,716	21,546		21,546
	U. S.	28,378		28,378	22,776		22,776
	O. C.	3,247		3,247	9,380		9,380
Totals		53,341		53,341	53,702		53,702
Belts, surgical, or truss and suspensory bandages of all kinds.	G. B.	2,146		2,146	1,455		1,455
	U. S.	11,995		11,995	14,885		14,885
	O. C.	294		294	678		678
Totals		14,435		14,435	17,018		17,018
Billiard tables	G. B.	234		234	2,777		2,777
	U. S.	2,666		2,666	4,357		4,357
	O. C.						
Totals		2,900		2,900	7,134		7,134
Blacking, shoe and shoe- maker's ink.	G. B.	4,416		4,416	2,033		2,033
	U. S.	20,150		20,150	17,823		17,823
	O. C.	2,991		2,991	1,903		1,903
Totals		27,557		27,557	21,759		21,759
Blueing, laundry, all kinds ..	G. B.	18,371		18,371	14,200		14,200
	U. S.	2,540		2,540	2,214		2,214
	O. C.				123		123
Totals		20,911		20,911	16,537		16,537
Bone and manufactures of...	G. B.	9,066		9,066	22,006	125	22,131
	U. S.	11,774	10,329	22,103	11,327	15,298	26,625
	O. C.	1,389	459	1,848	3,756	3,560	7,316
Totals		22,229	10,788	33,017	37,089	18,983	56,072
Books, periodicals, &c., pam- phlets, &c.	G. B.	222,442	157,818	380,260	203,167	133,528	336,695
	U. S.	695,134	270,152	965,286	729,099	365,920	1,095,019
	O. C.	59,083	42,492	101,575	64,122	66,248	130,370
Totals		976,659	470,462	1,447,121	996,388	565,696	1,562,084

SESSIONAL PAPER No. 10

Articles entered for Consumption in Canada, &c.—Continued.

Value, 1901.			Value, 1902.			Value, 1903.		
Dutiable.	Free.	Total.	Dutiable.	Free	Total.	Dutiable.	Free.	Total.
\$	\$	\$	\$	\$	\$	\$	\$	\$
185		185	127		127	90		90
101,416		101,416	93,582		93,582	107,480		107,480
2		2						
101,603		101,603	93,709		93,709	107,570		107,570
4,238	6,614	10,852	1,134	13,572	14,706	553	3,879	4,432
16,390	14,990	31,380	23,944	24,436	48,380	27,389	24,862	52,251
511	14,273	14,784	728	21,742	22,470	568	9,084	9,652
21,139	35,877	57,016	25,806	59,750	85,556	28,510	37,825	66,335
13,406		13,406	14,134		14,134	12,711		12,711
23,961		23,961	29,923		29,923	39,400		39,400
6,299		6,299	6,124		6,124	5,210		5,210
43,666		43,666	50,181		50,181	57,321		57,321
960		960	1,056		1,056	1,978		1,978
16,520		16,520	14,634		14,634	22,454		22,454
529		529	688		688	848		848
18,009		18,009	16,378		16,378	25,280		25,280
1,696		1,696	2,082		2,082	8,220		8,220
4,558		4,558	7,048		7,048	12,302		12,302
135		135	28		28			
6,389		6,389	9,158		9,158	20,522		20,522
2,315		2,315	1,590		1,590	1,731		1,731
17,981		17,981	17,881		17,881	17,529		17,529
965		965	4,019		4,019	2,076		2,076
21,261		21,261	23,490		23,490	21,336		21,336
18,422		18,422	15,293		15,293	19,802		19,802
2,407		2,407	2,692		2,692	2,762		2,762
167		167	56		56	445		445
20,996		20,996	18,041		18,041	23,009		23,009
3,297	48	3,345	1,628	59	1,687		227	227
6,491	2,066	8,557	6,506	7,769	14,275		45,568	45,568
4,322	725	5,047	2,215	388	2,603		135	135
14,110	2,839	16,949	10,349	8,216	18,565		45,930	45,930
228,885	162,540	391,425	194,645	156,507	351,152	235,293	186,922	422,215
790,827	349,029	1,139,856	823,057	355,603	1,178,660	947,435	414,538	1,361,973
69,656	62,802	132,458	67,431	64,424	131,855	87,664	81,980	169,644
1,089,368	574,371	1,663,739	1,085,133	576,534	1,661,667	1,270,392	683,440	1,953,832

3-4 EDWARD VII., A. 1904

No. 17.—STATEMENT of the Values of the Principal and Other

ARTICLES.	Countries.	Value, 1899.			Value, 1900.		
		Dutiable.	Free.	Total.	Dutiable.	Free.	Total.
		\$	\$	\$	\$	\$	\$
Boot, shoe and stay laces of all kinds.	G. B.	40,957		40,957	45,378		45,378
	U. S.	8,440		8,440	8,842		8,842
	O. C.	15,795		15,795	11,120		11,120
Totals.....		65,192		65,192	65,340		65,340
Braces and suspenders.....	G. B.	30,250		30,250	27,364		27,364
	U. S.	40,032		40,032	34,619		34,619
	O. C.	2,691		2,691	3,065		3,065
Totals.....		72,973		72,973	65,048		65,048
Breadstuffs:— Arrowroot and tapioca	G. B.	21,525		21,525	16,734		16,734
	U. S.	4,657		4,657	8,218		8,218
	O. C.	13,777		13,777	25,398		25,398
Totals.....		39,959		39,959	50,350		50,350
Biscuits, all kinds.....	G. B.	9,476		9,476	7,612		7,612
	U. S.	27,862		27,862	27,332		27,332
	O. C.	747		747	666		666
Totals		38,085		38,085	35,610		35,610
Corn, Indian (including ensilage corn).	U. S.	218,163	8,966,890	9,185,053	175,515	6,961,970	7,137,485
	O. C.		35	35			
	Totals.....	218,163	8,966,925	9,185,088	175,515	6,961,970	7,137,485
Wheat.....	G. B.						
	U. S.	21,542		21,542	15,770		15,770
	O. C.	5		5			
Totals		21,547		21,547	15,770		15,770
Wheat flour.....	G. B.	161		161	36		36
	U. S.	196,077		196,007	167,959		167,939
	O. C.	9		9	20		20
Totals.....		196,177		196,177	167,995		167,995
Other.....	G. B.	99,152		99,152	231,912		231,912
	U. S.	476,693	3,448	480,141	505,898	4,189	510,087
	O. C.	352,311		352,311	211,394		211,394
Totals.....		928,156	3,448	931,604	949,204	4,189	953,393
Recapitulation, breadstuffs.....	G. B.	130,314		130,314	256,294		256,294
	U. S.	944,924	8,970,338	9,915,262	900,672	6,966,159	7,866,831
	O. C.	366,849	35	366,884	237,478		237,478
Grand totals		1,442,087	8,970,373	10,412,460	1,394,444	6,966,159	8,360,603

SESSIONAL PAPER No. 10

Articles entered for Consumption in Canada, &c.—Continued.

Value, 1901.			Value, 1902.			Value, 1903.		
Dutiable.	Free.	Total.	Dutiable.	Free.	Total.	Dutiable.	Free.	Total.
\$	\$	\$	\$	\$	\$	\$	\$	\$
61,596		61,596	64,814		64,814	62,678		62,678
10,553		10,553	7,879		7,879	8,144		8,144
11,935		11,935	22,895		22,895	19,943		19,943
84,084		84,084	95,588		95,588	90,765		90,765
32,726		32,726	35,023		35,023	35,063		35,063
36,218		36,218	54,866		54,866	63,712		63,712
1,988		1,988	3,524		3,524	553		553
70,932		70,932	93,413		93,413	99,328		99,328
26,529		26,529	27,309		27,309	13,680		13,680
4,641		4,641	3,921		3,921	3,072		3,072
26,941		26,941	36,079		36,079	43,751		43,751
58,111		58,111	67,309		67,309	60,503		60,503
10,083		10,083	9,939		9,939	13,245		13,245
17,814		17,814	17,078		17,078	18,863		18,863
974		974	977		977	1,547		1,547
28,871		28,871	27,994		27,994	33,655		33,655
162,677	6,484,181 346	6,646,858 346	286,993	2,480,397	2,767,390	480,602	3,250,329	3,730,931
162,677	6,484,527	6,647,204	286,993	2,480,397	2,767,390	480,602	3,250,329	3,730,931
61,914		61,914	89,407		89,407	57,794		57,794
1		1						
61,915		61,915	89,407		89,407	57,794		57,794
503		503	116		116			
145,492		145,492	144,714		144,714	115,279		115,279
6		6	20		20			
146,001		146,001	144,850		144,850	115,279		115,279
155,643	41	155,684	126,894	36	126,930	269,795	43	269,838
531,700	4,111	555,811	678,108	5,609	683,717	745,151	7,375	752,526
416,899		416,899	380,100	30	380,130	435,610		435,610
1,124,242	4,152	1,128,394	1,185,102	5,675	1,190,777	1,450,556	7,418	1,457,974
192,758	41	192,799	164,258	36	164,294	296,720	43	296,763
944,238	6,488,292	7,432,530	1,220,221	2,486,006	3,706,227	1,420,761	3,257,704	4,678,465
444,821	346	445,167	417,176	30	417,206	480,908		480,908
1,581,817	6,488,679	8,070,496	1,801,655	2,486,072	4,287,727	2,198,389	3,257,747	5,456,136

3-4 EDWARD VII., A. 1904

No. 17.—STATEMENT of the Values of the Principal and Other

ARTICLES.	Countries.	Value, 1899.			Value, 1900.		
		Dutiable.	Free.	Total.	Dutiable.	Free.	Total.
		\$	\$	\$	\$	\$	\$
Bricks, clays and tiles.	G. B.	26,708	103,964	130,672	27,927	141,603	169,530
	U. S.	101,341	109,453	210,794	117,690	324,758	442,448
	O. C.	193	2,095	2,288	297	883	1,180
Totals.....	...	128,242	215,512	343,754	145,914	467,244	613,158
Bristles.....	G. B.	25,009	25,009	29,656	29,656
	U. S.	35,032	35,032	37,347	37,347
	O. C.	14,099	14,099	17,102	17,102
Totals.....	74,140	74,140	84,105	84,105
British gum, dextrine, sizing cream and enamel sizing.	G. B.	4,694	4,694	5,928	5,928
	U. S.	25,262	25,262	30,742	30,742
	O. C.	3,641	3,641	7,102	7,102
Totals.....	33,597	33,597	43,772	43,772
Brooms and brushes.....	G. B.	15,533	15,533	16,023	16,023
	U. S.	65,585	65,585	83,443	83,443
	O. C.	78,944	78,944	92,281	92,281
Totals.....	160,062	160,062	191,747	191,747
Broom corn.....	G. B.	102	102	8,974	8,974
	U. S.	108,149	108,149	125,360	125,360
	O. C.	50	50
Totals.....	108,251	108,251	134,384	134,384
Buttons, all kinds.....	G. B.	30,705	30,705	33,012	33,013
	U. S.	71,931	2,581	74,512	86,548	4,210	90,758
	O. C.	47,106	1,140	48,246	65,997	30	66,027
Totals.....	149,742	3,721	153,463	185,557	4,241	189,798
Candles.....	G. B.	8,638	8,638	11,140	11,140
	U. S.	71,472	71,472	51,355	51,355
	O. C.	1,134	1,134	1,101	1,101
Totals.....	81,244	81,244	63,596	63,596
Carpets, squares, mats, rugs, N.E.S.	G. B.	121,936	121,936	190,104	190,104
	U. S.	36,317	36,317	35,012	35,012
	O. C.	39,410	39,410	57,072	57,072
Totals.....	197,663	197,663	282,188	282,188
Carriages, all kinds.....	G. B.	17,378	17,378	8,147	8,147
	U. S.	1,318,789	1,318,789	1,325,407	1,325,407
	O. C.	31,558	31,558	71,913	71,913
Totals.....	1,367,725	1,367,725	1,405,467	1,405,467

SESSIONAL PAPER No. 10

Articles entered for Consumption in Canada, &c.—Continued.

Value, 1901.			Value, 1902.			Value, 1903.		
Dutiable.	Free.	Total.	Dutiable.	Free.	Total.	Dutiable.	Free.	Total.
\$	\$	\$	\$	\$	\$	\$	\$	\$
23,987	97,290	121,277	30,181	112,620	142,801	30,843	190,529	221,372
108,902	443,999	552,901	141,440	356,858	498,298	125,811	379,626	505,437
454	18,423	18,877	660	159	819	1,129	89,055	90,184
133,343	559,712	693,055	172,281	469,637	641,918	157,783	659,210	816,993
	30,201	30,201		26,340	26,340		46,263	46,263
	23,170	23,170		38,689	38,689		42,454	42,454
	7,320	7,320		13,891	13,891		3,671	3,671
	60,691	60,691		78,920	78,920		92,388	92,388
7,279		7,279	6,345		6,345	5,191		5,191
29,490		29,490	33,580		33,580	49,082		49,082
9,972		9,972	13,397		13,397	12,749		12,749
46,741		46,741	53,322		53,322	67,022		67,022
16,058		16,058	19,437		19,437	18,859		18,859
79,496		79,496	96,876		96,876	115,139		115,139
94,581		94,581	111,013		111,013	113,548		113,548
190,135		190,135	227,326		227,326	247,546		247,546
	209,440	209,440		202,487	202,487		165,231	165,231
	2,597	2,597						
	212,037	212,037		202,487	202,487		165,231	165,231
30,352	1,117	31,469	36,951	521	37,472	48,890	458	49,348
85,181	1,476	86,657	86,619	2,815	89,434	110,167	2,606	112,773
61,857	1,046	62,903	95,392	883	96,275	167,124	1,614	168,738
177,390	3,639	181,029	218,962	4,219	223,181	326,181	4,678	330,859
12,031		12,031	11,255		11,255	13,449		13,449
91,315		91,315	86,282		86,282	81,310		81,310
1,743		1,743	3,957		3,957	1,088		1,088
195,089		195,089	101,494		101,494	95,847		95,847
215,634		215,634	213,136		213,136	135,784		135,784
21,137		21,137	27,024		27,024	34,313		34,313
52,611		52,611	58,769		58,769	75,666		75,666
289,382		289,382	298,929		298,929	245,763		245,763
27,614		27,614	16,510		16,510	21,211		21,211
1,033,805		1,033,805	1,347,792		1,347,792	1,088,854		1,088,854
49,235		49,235	56,963		56,963	83,233		83,233
1,110,654		1,110,654	1,421,265		1,421,265	1,193,298		1,193,298

3-4 EDWARD VII., A. 1904

No. 17.—STATEMENT of the Values of the Principal and Other

ARTICLES.	Countries.	Value, 1899.			Value, 1900.		
		Dutiable.	Free.	Total.	Dutiable.	Free.	Total.
		\$	\$	\$	\$	\$	\$
Cement.....	G. B..	129,738		129,738	247,089		247,089
	U. S..	52,578		52,578	55,862		55,862
	O. C..	298,098		298,098	214,689		214,689
Totals.....		480,414		480,414	517,640		517,640
Clocks and parts of..	G. B..	7,326		7,326	6,840		6,840
	U. S..	156,374		156,374	174,885		174,885
	O. C..	23,020		23,020	16,635		16,635
Totals.....		186,720		186,720	198,360		198,360
Coal, coke, &c.....	G. B..	72,031	7,305	79,336	49,571	1,127	50,698
	U. S..	3,664,612	6,846,030	10,510,642	4,359,742	7,108,624	11,468,366
	O. C..	20		20			
Totals.....		3,736,663	6,853,335	10,589,998	4,409,313	7,109,751	11,519,064
Cocoanuts, and cocoa paste..	G. B..	76,186	15,356	91,542	96,493	21,150	117,643
	U. S..	122,414	24,345	146,759	148,735	33,202	181,937
	O. C..	44,675	59,686	104,361	58,976	63,409	122,385
Totals.....		243,275	99,387	342,662	304,209	117,761	421,970
Coffee, chicory, &c.....	G. B..	5,591	82,607	88,198	4,986	68,215	73,201
	U. S..	105,464		105,464	120,177		120,177
	O. C..	1,969	378,746	380,715	1,466	373,965	375,431
Totals.....		113,024	461,353	574,377	126,629	442,180	568,809
Collars and cuffs.....	G. B..	44,870		44,870	36,028		36,028
	U. S..	11,400		11,400	14,622		14,622
	O. C..	9,666		9,666	15,411		15,411
Totals.....		65,936		65,936	66,061		66,061
Combs.....	G. B..	51,323		51,323	54,424		54,424
	U. S..	30,245		30,245	37,484		37,484
	O. C..	40,875		40,875	61,223		61,223
Totals.....		122,443		122,443	153,131		153,131
Cordage, twine and mfrs. of.	G. B..	34,835	575	35,410	32,186	752	32,938
	U. S..	73,465	886,604	960,069	80,454	898,396	978,850
	O. C..	1,826	8	1,834	1,893		1,893
Totals.....		110,126	887,187	997,313	114,533	899,148	1,013,681
Cotton and mfrs. of.....	G. B..	3,906,676	197,090	4,103,766	4,474,687	378,113	4,852,800
	U. S..	1,679,428	3,416,664	5,096,092	1,509,312	4,491,575	6,000,887
	O. C..	398,084	16,981	415,065	522,570	19,514	542,084
Totals.....		5,984,188	3,630,735	9,614,923	6,506,569	4,889,202	11,395,771

SESSIONAL PAPER No. 10

Articles entered for Consumption in Canada, &c.—Continued.

Value, 1901.			Value, 1902.			Value, 1903.		
Dutiable.	Free.	Total.	Dutiable.	Free.	Total.	Dutiable.	Free.	Total.
\$	\$	\$	\$	\$	\$	\$	\$	\$
229,795		229,795	126,672		126,672	191,575		191,575
231,068		231,068	588,525		588,525	324,216		324,216
208,976		208,976	148,449		148,449	374,954		374,954
669,839		669,839	863,646		863,646	890,745		890,745
9,882		9,882	12,348		12,348	12,389		12,389
174,170		174,170	198,152		198,152	212,749		212,749
24,794		24,794	23,495		23,495	44,978		44,978
208,846		208,846	233,995		233,995	270,116		270,116
87,818	52,767	140,585	116,274	67,041	183,315	339,956	415,484	755,440
5,143,450	8,551,321	13,694,771	5,860,034	7,797,713	13,657,747	7,875,996	7,835,936	15,711,932
316		316	300		300	169		169
5,231,584	8,604,088	13,835,672	5,976,608	7,864,754	13,841,362	8,216,121	8,251,420	16,467,541
107,147	20,518	127,665	144,555	13,161	157,716	168,766	26,789	195,555
131,897	49,227	181,124	135,173	32,005	167,178	177,769	83,548	261,317
84,434	93,471	177,905	75,992	49,097	125,089	66,594	70,914	137,508
323,478	163,216	486,694	355,720	94,263	449,983	413,129	181,251	594,380
5,331	79,221	84,552	5,999	59,598	65,597	7,838	65,643	73,481
138,310		138,310	126,373		126,373	115,404		115,404
3,452	268,005	271,457	2,070	392,836	394,906	2,826	402,337	405,163
147,093	347,226	494,319	134,442	452,434	586,876	126,068	467,980	594,048
25,612		25,612	30,221		30,221	38,563		38,563
24,994		24,994	37,588		37,588	65,868		65,868
38,469		38,469	24,939		24,939	41,304		41,304
89,075		89,075	92,748		92,748	145,735		145,735
54,137		54,137	59,751		59,751	60,319		60,319
32,740		32,740	50,522		50,522	54,836		54,836
41,601		41,601	40,790		40,790	39,218		39,218
128,478		128,478	151,063		151,063	154,373		154,373
66,627	1,897	68,524	107,752	19,441	127,193	106,069	58,487	164,556
95,315	1,015,674	1,110,989	109,045	1,683,772	1,792,817	113,811	2,054,494	2,168,305
1,802		1,802	1,171	49,646	50,817	2,409	44,842	47,251
163,744	1,017,571	1,181,315	217,968	1,752,859	1,970,827	222,289	2,157,823	2,380,112
4,879,909	204,715	5,084,624	5,108,513	231,499	5,340,012	5,539,129	284,953	5,824,082
1,463,686	5,148,970	6,612,656	1,608,369	6,047,530	7,655,899	1,760,695	6,532,939	8,293,634
584,397	20,222	604,619	734,877	9,584	744,461	819,902	19,588	839,490
6,927,992	5,373,907	12,301,899	7,451,759	6,288,613	13,740,372	8,119,726	6,837,480	14,957,206

3-4 EDWARD VII., A. 1904

No. 17.—STATEMENT of the Values of the Principal and Other

ARTICLES.	Countries.	Value, 1899.			Value, 1900.		
		Dutiable.	Free.	Total.	Dutiable.	Free.	Total.
		₹	₹	₹	₹	₹	₹
Crapes, all kinds.....	G. B.	16,657		16,657	19,504		19,504
	U. S.	1,072		1,072	340		340
	O. C.	2,571		2,571	3,232		3,232
Totals.....		21,300		20,300	23,076		23,076
Curtains.....	G. B.	248,944		248,944	284,183		284,183
	U. S.	88,986		88,986	92,024		92,024
	O. C.	52,449		52,449	61,778		61,778
Totals.....		390,379		390,379	437,985		437,985
Drugs, dyes chemicals and medicines.....	G. B.	415,155	599,974	1,015,129	551,908	670,795	1,222,703
	U. S.	757,240	1,327,483	2,084,723	771,119	1,373,414	2,144,533
	O. C.	356,337	421,737	778,074	260,030	417,500	677,530
Totals.....		1,528,732	2,349,194	3,877,926	1,583,057	2,461,709	4,044,766
Earthenware and chinaware.....	G. B.	577,290		577,290	563,931		563,931
	U. S.	136,256		136,256	188,495		188,495
	O. C.	203,181		203,181	207,100		207,100
Totals.....		916,727		916,727	959,526		959,526
Electric apparatus.....	G. B.	12,475		12,475	21,225		21,225
	U. S.	538,789		538,789	847,653		847,653
	O. C.	2,690		2,690	2,434		2,434
Totals.....		553,954		553,954	871,312		871,312
Embroideries, N.O.P.....	G. B.	18,566		18,566	22,298		22,298
	U. S.	4,790		4,790	8,444		8,444
	O. C.	23,202		23,202	23,237		23,237
Totals.....		46,558		46,558	53,979		53,979
Emery and mfrs. of.....	G. B.	399	2,798	3,197	410	1,634	2,044
	U. S.	21,692	18,656	40,348	25,101	17,678	42,779
	O. C.	252		252	104		104
Totals.....		22,343	21,454	43,797	25,615	19,312	44,927
Fancy Goods :— Bead ornaments.....	G. B.	9,087		9,087	8,813		8,813
	U. S.	3,396		3,396	4,178		4,178
	O. C.	27,492		27,492	25,372		25,372
Totals.....		39,975		39,975	38,363		38,363
Braids, bracelets, cords, fringes, tassels, &c.....	G. B.	147,156		147,156	153,288		153,288
	U. S.	125,957		125,957	139,867		139,867
	O. C.	112,075		112,075	109,988		109,988
Totals.....		385,188		385,188	403,143		403,143

SESSIONAL PAPER No. 10

Articles entered for Consumption in Canada, &c.—Continued.

Value, 1901.			Value, 1902.			Value, 1903.		
Dutiable.	Free.	Total.	Dutiable.	Free.	Total.	Dutiable.	Free.	Total.
§	§	§	§	§	§	§	§	§
20,227		20,227	16,339		16,339	12,989		12,989
502		502	305		305	59		59
1,709		1,709	3,617		3,617	3,507		3,507
22,438		22,438	20,261		20,261	16,555		16,555
305,623		305,623	333,466		333,466	411,134		411,134
55,443		55,443	68,885		68,885	72,743		72,743
75,884		75,884	75,411		75,411	105,772		105,772
436,950		436,950	477,762		477,762	589,649		589,649
714,336	697,776	1,412,112	560,397	757,796	1,318,193	672,817	864,031	1,536,848
765,109	1,917,007	2,682,116	772,875	2,261,460	3,034,335	876,333	2,397,801	3,274,134
356,152	528,251	884,403	469,007	625,990	1,094,997	331,562	749,776	1,081,338
1,833,597	3,143,034	4,978,631	1,802,279	3,645,246	5,447,525	1,880,712	4,011,608	5,892,320
687,158		687,158	723,557		723,557	806,140		806,140
161,805		161,805	242,055		242,055	258,767		258,767
265,714		265,714	309,481		309,481	341,703		341,703
1,114,677		1,114,677	1,275,093		1,275,093	1,406,610		1,406,610
9,177		9,177	15,648		15,648	55,867		55,867
904,629		904,629	1,349,794		1,349,794	1,581,806		1,581,806
6,048		6,048	7,474		7,474	11,328		11,328
919,854		919,854	1,372,916		1,372,916	1,649,001		1,649,001
20,502		20,502	22,817		22,817	35,145		35,145
6,905		6,905	9,150		9,150	12,585		12,585
29,172		29,172	27,261		27,261	43,409		43,409
56,579		56,579	59,228		59,228	91,139		91,139
647	2,736	3,383	496	2,741	3,237	370	2,830	3,200
22,158	13,243	35,401	23,251	11,735	34,986	21,799	15,228	37,027
	332	332	145		145	8		8
22,805	16,311	39,116	23,892	14,476	38,368	22,177	18,058	40,235
5,914		5,914	8,926		8,926	10,596		10,596
6,975		6,975	9,148		9,148	14,467		14,467
37,055		37,055	38,164		38,164	59,549		59,549
49,944		49,944	56,238		56,238	84,612		84,612
129,874		129,874	144,812		144,812	175,710		175,710
103,753		103,753	104,940		104,940	137,190		137,190
155,622		155,622	151,129		151,129	207,382		207,382
389,249		389,249	400,881		400,881	520,282		520,282

3-4 EDWARD VII., A. 1904

No. 17.—STATEMENT of the Values of the Principal and Other

ARTICLES.	Countries.	Value, 1899.			Value, 1900.		
		Dutiable.	Free.	Total.	Dutiable.	Free.	Total.
		\$	\$	\$	\$	\$	\$
Fancy Goods— <i>Con.</i>							
Cases, jewel, and watch cases	G. B.	790	790	466	466
	U. S.	5,018	5,018	6,262	6,262
	O. C.	2,304	2,304	1,836	1,836
Totals.....		8,112	8,112	8,564	8,564
Flowers, artificial.....	G. B.	87,171	87,171	73,083	73,083
	U. S.	71,961	71,961	65,455	65,455
	O. C.	33,496	33,496	33,966	33,966
Totals.....		192,628	192,628	172,504	172,504
Feathers, ostrich and vulture, dressed and undressed.	G. B.	155,904	155,904	156,557	156,557
	U. S.	75,920	75,920	78,876	78,876
	O. C.	51,945	51,945	55,686	55,686
Totals.....		283,769	283,769	291,119	291,119
Laces, lace collars, and similar goods, &c.	G. B.	464,226	464,226	505,583	505,583
	U. S.	21,474	21,474	35,177	35,177
	O. C.	133,431	133,431	153,120	153,120
Totals.....		619,131	619,131	693,880	693,880
Other.....	G. B.	28,695	28,695	30,691	30,691
	U. S.	102,895	102,895	115,275	115,275
	O. C.	166,489	166,489	144,575	144,575
Totals.....		298,079	298,079	290,541	290,541
Recapitulation, fancy goods.	G. B.	892,239	892,239	928,015	928,015
	U. S.	401,603	401,603	438,828	438,828
	O. C.	524,928	524,928	522,707	522,707
Grand totals.....		1,818,770	1,818,770	1,889,550	1,889,550
Fertilizers.....	G. B.	565	730	1,295	5,820	8,485	14,305
	U. S.	59,037	45,827	104,864	61,543	56,756	118,299
	O. C.	234	234	769	769
Totals.....		59,602	46,791	106,393	67,363	66,010	133,373
Fish and fish produce, N.E.S.	G. B.	74,564	137	74,701	55,618	55,618
	U. S.	369,207	1,313	370,520	483,412	1,133	484,545
	O. C.	52,415	385,895	438,310	43,620	185,131	528,751
Totals.....		496,186	387,345	883,531	582,650	486,264	1,068,914
Fisheries, articles for, nets, seines, lines, &c.	G. B.	9,089	298,252	307,341	10,730	305,719	316,449
	U. S.	5,263	233,730	238,993	6,914	298,310	305,224
	O. C.	4,046	4,046	5,855	5,855
Totals.....		14,352	536,028	550,380	17,644	609,884	627,528

SESSIONAL PAPER No. 10

Articles entered for Consumption in Canada, &c.—Continued.

Value, 1901.			Value, 1902.			Value, 1903.		
Dutiable.	Free.	Total.	Dutiable.	Free.	Total.	Dutiable.	Free.	Total.
\$	\$	\$	\$	\$	\$	\$	\$	\$
1,675		1,675	2,457		2,457	2,011		2,011
2,427		2,427	4,315		4,315	9,082		9,082
1,910		1,910	755		755	2,047		2,047
6,012		6,012	7,527		7,527	13,140		13,140
56,190		56,190	81,639		81,639	59,317		59,317
58,920		58,920	62,574		62,574	64,944		64,944
26,378		26,378	35,376		35,376	37,250		37,250
141,488		141,488	179,589		179,589	161,511		161,511
136,962		136,962	149,328		149,328	216,125		216,125
43,895		43,895	46,690		46,690	36,663		36,663
39,421		39,421	42,412		42,412	61,509		61,509
220,278		220,278	238,430		238,430	314,297		314,297
538,528		538,528	630,882		630,882	770,770		770,770
31,977		31,977	35,073		35,073	42,184		42,184
228,714		228,714	300,219		300,219	382,819		382,819
799,219		799,219	966,174		966,174	1,195,803		1,195,803
30,663		30,663	37,109		37,109	40,044		40,044
113,949		113,949	127,410		127,410	128,068		128,068
185,923		185,923	205,350		205,350	245,377		245,377
330,535		330,535	369,869		369,869	413,489		413,489
898,131		898,131	1,055,153		1,055,153	1,274,573		1,274,573
359,469		359,469	390,150		390,150	432,598		432,598
673,113		673,113	773,405		773,405	995,963		995,963
1,930,713		1,930,713	2,218,708		2,218,708	2,703,134		2,703,134
3,427	5,141	8,568	6,253	308	6,561	6,186	16,918	23,104
70,781	101,391	172,172	78,743	110,898	189,641	106,070	89,751	195,821
	300	300		12,248	12,248		6,275	6,275
74,208	106,832	181,040	84,996	123,454	208,450	112,256	112,944	225,200
63,267		63,267	70,748		70,748	68,420		68,420
407,999	517	408,516	475,550	1,113	476,663	513,478	374	513,852
53,021	359,053	412,074	54,931	452,683	507,614	60,015	635,226	695,241
524,287	359,570	883,857	601,229	453,796	1,055,025	641,913	635,600	1,277,513
14,829	298,054	312,883	23,397	356,119	379,516	24,646	340,924	365,570
12,197	321,205	333,402	18,146	333,681	351,827	22,108	361,243	383,351
16	7,657	7,673		5,457	5,457	219	27,898	28,117
27,042	626,916	653,958	41,543	695,257	736,800	46,973	730,065	777,038

3-4 EDWARD VII., A. 1904

No. 17.—STATEMENT of the Values of the Principal and Other

ARTICLES.	Countries.	Value, 1899.			Value, 1900.		
		Dutiable.	Free.	Total.	Dutiable.	Free.	Total.
		§	§	§	§	§	§
Flax, hemp, jute and manufactures of.....	G. B.	1,610,210	1,081,210	2,691,420	1,660,274	1,269,254	2,929,528
	U. S.	69,395	450,330	519,725	63,348	478,240	541,588
	O. C.	74,959	2,848	77,807	107,269	15,688	122,957
	Totals.....	1,754,564	1,534,388	3,288,952	1,830,891	1,763,182	3,594,073
Fruits— Fruits, dried, including nuts	G. B.	52,171	52,171	57,629	57,629
	U. S.	471,840	471,840	692,171	692,171
	O. C.	717,305	717,305	807,540	807,540
	Totals.....	1,241,316	1,241,316	1,557,340	1,557,340
Fruits, green and ripe.....	G. B.	117,147	117,147	157,291	157,291
	U. S.	817,003	557,499	1,374,502	927,381	578,017	1,505,398
	O. C.	234,331	9,208	243,539	90,261	3,463	93,724
	Totals.....	1,168,481	566,707	1,735,188	1,174,933	581,480	1,756,413
Fruits, other, including preserved fruits.....	G. B.	49,754	49,754	64,933	134	65,067
	U. S.	57,237	57,237	91,250	91,250
	O. C.	8,925	187	9,112	10,077	10,077
	Totals.....	115,916	187	116,103	166,269	134	166,403
<i>Recapitulation, fruits</i>	G. B.	219,072	219,072	279,853	134	279,987
	U. S.	1,346,080	557,499	1,903,579	1,710,811	578,017	2,288,828
	O. C.	960,561	9,395	969,956	907,878	3,463	911,341
	Grand totals.....	2,525,713	566,894	3,092,607	2,898,542	581,614	3,480,156
Furs, manufactures of.....	G. B.	275,130	250,457	525,587	260,739	215,258	475,997
	U. S.	99,357	332,575	431,932	109,787	745,779	855,566
	O. C.	311,284	294,217	605,501	388,699	386,970	775,669
	Totals.....	685,771	877,249	1,563,020	759,225	1,347,407	2,106,632
Glass and manufactures of.....	G. B.	289,049	289,049	367,115	367,115
	U. S.	484,210	484,210	535,735	535,735
	O. C.	569,799	569,799	755,844	755,844
	Totals.....	1,343,058	1,343,058	1,658,694	1,658,694
Glue, glue stock and mucilage	G. B.	17,682	17,682	25,215	25,215
	U. S.	99,363	1,797	101,160	96,322	649	96,971
	O. C.	59,319	59,319	49,888	49,888
	Totals.....	176,364	1,797	178,161	171,425	649	172,074
Gloves and mitts of all kinds.	G. B.	220,458	220,458	208,118	208,118
	U. S.	37,097	37,097	51,580	51,580
	O. C.	466,185	466,185	443,311	443,311
	Totals.....	723,740	723,740	703,009	703,009

SESSIONAL PAPER No. 10

Articles entered for Consumption in Canada, &c.—Continued.

Value, 1901.			Value, 1902.			Value, 1903.		
Dutiable.	Free.	Total.	Dutiable.	Free.	Total.	Dutiable.	Free.	Total.
\$	\$	\$	\$	\$	\$	\$	\$	\$
1,747,294	1,101,085	2,848,379	1,783,730	1,567,092	3,350,822	1,925,381	1,435,511	3,360,892
74,864	376,296	451,160	84,265	745,500	829,765	98,835	534,653	633,488
90,912	28,067	118,979	113,876	65,376	179,252	161,226	164,436	325,662
1,913,070	1,505,448	3,418,518	1,981,871	2,377,968	4,359,839	2,185,442	2,134,600	4,320,042
56,057		56,057	56,878		56,878	47,090		47,090
727,861		727,861	773,003		773,003	960,809		960,809
929,004		929,004	888,212		888,212	995,435		995,435
1,712,922		1,712,922	1,718,093		1,718,093	2,003,334		2,003,334
155,563	31	155,594	150,534		150,534	158,897		158,897
961,759	666,747	1,628,506	1,102,209	805,205	1,907,414	1,073,435	903,261	1,976,696
204,031	2,517	206,556	517,612	28,402	546,014	348,148	54,816	402,964
1,321,361	669,295	1,990,656	1,770,355	833,607	2,603,962	1,580,480	958,077	2,538,557
78,502		78,502	75,368		75,368	91,675		91,675
77,359	248	77,607	63,272		63,272	54,453		54,453
13,802		13,802	21,106		21,106	26,013		26,013
169,663	248	169,911	159,746		159,746	172,141		172,141
290,122	31	290,153	282,780		282,780	297,662		297,662
1,766,979	666,995	2,433,974	1,938,484	805,205	2,743,689	2,088,697	903,261	2,991,958
1,146,845	2,517	1,149,362	1,426,930	28,402	1,455,332	1,369,596	54,816	1,424,412
3,203,946	669,543	3,873,489	3,648,194	833,607	4,481,801	3,755,955	958,077	4,714,032
378,331	283,206	661,537	341,802	359,255	701,055	326,252	383,171	709,423
148,691	809,129	957,820	178,579	996,554	1,175,133	228,668	1,207,123	1,435,791
438,369	327,455	765,824	540,140	554,426	1,094,566	493,958	668,558	1,162,516
965,391	1,419,790	2,385,181	1,060,521	1,910,233	2,970,754	1,048,878	2,258,852	3,307,730
352,204		352,204	387,883		387,883	461,235		461,235
538,692		538,692	526,134		526,134	591,256		591,256
684,723		684,723	1,024,791		1,024,791	1,031,960		1,031,960
1,575,619		1,575,619	1,938,808		1,938,808	2,084,451		2,084,451
28,045		28,045	27,133		27,133	31,906		31,906
91,960	1,183	93,143	92,031	490	92,521	84,259	572	84,831
76,476		76,476	72,782	672	73,454	69,613		69,613
196,481	1,183	197,664	191,946	1,162	193,108	185,778	572	186,350
215,122		215,122	199,693		199,693	268,998		268,998
37,926		37,926	55,500		55,500	80,694		80,694
449,530		449,530	396,116		396,116	520,733		520,733
702,578		702,578	651,309		651,309	870,425		870,425

3-4 EDWARD VII., A. 1904

No. 17.—STATEMENT of the Values of the Principal and Other

ARTICLES.	Countries.	Value, 1899.			Value, 1900.		
		Dutiable.	Free.	Total.	Dutiable.	Free.	Total.
		\$	\$	\$	\$	\$	\$
Grasses, fibres and mfrs. of.	G. B.	393	1,184	1,577	297	4,173	4,470
	U. S.	12,657	76,917	89,574	20,596	74,257	94,853
	O. C.	5,336	444	5,800	7,670	1,562	9,232
Totals		18,406	78,545	96,951	28,563	79,992	108,555
Grease, all kinds.	G. B.	531	2,899	3,430	176	2,453	2,629
	U. S.	18,228	172,894	191,122	24,161	269,209	293,370
	O. C.		5,490	5,490		3,333	3,333
Totals		18,759	181,283	200,042	24,337	274,995	299,332
Gunpowder and other explosives.	G. B.	40,465		40,465	48,459		48,459
	U. S.	170,752		170,752	195,361		195,361
	O. C.	1,751		1,751	4,509		4,509
Totals		212,968		212,968	248,329		248,329
Gutta percha, India rubber, and mfrs. of.	G. B.	120,681	9,614	130,295	116,840	41,198	158,038
	U. S.	355,951	1,823,261	2,179,212	399,738	2,251,375	2,651,113
	O. C.	15,497	18,080	33,577	19,493	21,700	41,193
Totals		492,129	1,850,955	2,343,084	536,071	2,314,273	2,850,344
Hair and mfrs. of.	G. B.	8,915	17,990	26,905	8,209	18,405	26,614
	U. S.	14,393	35,823	50,216	15,880	39,415	55,295
	O. C.	2,121	1,758	3,879	1,613	2,356	3,969
Totals		25,429	55,571	81,000	25,702	60,176	85,878
Hats, caps and bonnets.	G. B.	794,338	46,271	840,609	878,891	69,982	948,873
	U. S.	702,687	99,449	802,136	736,106	108,442	844,548
	O. C.	17,384	20,631	38,015	22,425	23,241	45,666
Totals		1,514,409	166,351	1,680,760	1,637,422	201,665	1,839,087
Hay.	U. S.	57,988		57,988	88,212		88,212
Hides, skins, hoofs, horns, tips and pelts.	G. B.		880,327	880,327		1,008,698	1,008,698
	U. S.		1,947,188	1,947,188		2,128,488	2,128,488
	O. C.		1,050,476	1,050,476		1,082,213	1,082,213
Totals			3,877,991	3,877,991		4,219,399	4,219,399
Hops	G. B.	21,843		21,843	17,702		17,702
	U. S.	101,133		101,133	113,924		113,924
	O. C.	11,280		11,280	12,019		12,019
Totals		134,256		134,256	143,645		143,645

SESSIONAL PAPER No. 10

Articles entered for Consumption in Canada, &c.—Continued.

Value, 1901.			Value, 1902.			Value, 1903.		
Dutiable.	Free.	Total.	Dutiable.	Free.	Total.	Dutiable.	Free.	Total.
§	§	§	§	§	§	§	§	§
1,554	6,517	8,071	1,362	35,140	36,502	272	110,583	110,855
36,173	77,604	113,777	35,246	110,449	145,695	36,855	358,529	395,384
11,410	864	12,274	15,687	3,154	18,841	17,450	35,987	53,437
49,137	84,985	134,122	52,295	148,743	201,038	54,577	505,099	559,676
467	6,043	6,510	678	26,626	27,304	341	17,961	18,302
28,917	338,949	367,866	27,206	361,735	388,941	41,347	498,883	540,230
588	9,109	9,697	13,334	13,334	41	16,671	16,712
29,972	354,101	384,073	27,884	401,695	429,579	41,729	533,515	575,244
82,169	82,169	110,932	110,932	161,042	161,042
186,970	186,970	279,794	279,794	211,992	211,992
9,401	9,401	5,149	5,149	2,528	2,528
278,540	278,540	395,875	395,875	375,562	375,562
155,445	254	155,699	217,477	5,966	223,443	393,321	7,119	400,440
432,649	1,969,474	2,402,123	521,963	1,628,205	2,150,168	571,687	1,816,682	2,388,369
21,797	17,185	38,982	31,986	22,104	54,090	25,054	904	25,958
609,891	1,986,913	2,596,804	771,426	1,656,275	2,427,701	990,062	1,824,705	2,814,767
6,324	2,824	9,148	8,941	11,102	19,143	7,357	16,030	23,387
13,584	28,585	42,169	18,580	38,505	57,085	9,001	41,426	50,427
1,379	1,998	3,377	746	2,082	2,828	988	5,753	6,741
21,287	33,407	54,694	27,367	51,689	79,056	17,346	63,209	80,555
893,501	63,735	957,236	844,290	76,865	921,155	733,909	75,601	809,510
738,708	168,803	907,511	858,964	169,543	1,028,507	1,032,910	179,730	1,212,640
29,554	33,082	62,636	27,469	40,892	68,361	38,764	52,665	91,429
1,661,763	265,620	1,927,383	1,730,723	287,300	2,018,023	1,805,583	307,996	2,113,579
116,228	116,228	121,624	121,624	126,646	126,646
.....	680,730	680,730	1,122,569	1,122,569	1,301,762	1,301,762
.....	2,435,411	2,435,411	2,174,764	2,174,764	2,613,520	2,613,520
.....	1,004,302	1,004,302	1,788,719	1,788,719	1,747,462	1,747,462
.....	4,120,443	4,120,443	5,086,052	5,086,052	5,662,744	5,662,744
19,403	19,403	22,783	22,783	21,172	21,172
110,449	110,449	91,261	91,261	93,716	93,716
16,327	16,327	17,141	17,141	47,506	47,506
146,170	146,170	131,185	131,185	132,394	162,394

3-4 EDWARD VII., A. 1904

No. 17.—STATEMENT of the Values of the Principal and Other

ARTICLES.	Countries.	Value, 1899.			Value, 1900.		
		Dutiable.	Free.	Total.	Dutiable.	Free.	Total.
		\$	\$	\$	\$	\$	\$
Ink, writing and printing...	G. B.	21,265		21,265	19,195		19,195
	U. S.	79,769		79,769	87,862		87,862
	O. C.	3,489		3,489	2,096		2,096
Totals.		104,523		104,523	109,153		109,153
Ivory and manufactures of.	G. B.	36	16,359	16,395	27	21,735	21,762
	U. S.	49	15,910	15,959	39	22,497	22,536
	O. C.	66	5,025	5,091	113	2,719	2,832
Totals.		151	37,294	37,445	179	46,951	47,130
Jewellery of gold and silver and other metals and imi- tations of.	G. B.	39,338		39,338	47,699		47,699
	U. S.	393,427		393,427	464,249		464,249
	O. C.	38,756		38,756	66,837		66,837
Totals.		471,521		471,521	578,785		578,785
Junk, old and oakum.	G. B.		20,364	20,364		32,670	32,670
	U. S.		16,951	16,951		21,372	21,372
	O. C.		1,273	1,273		990	990
Totals.			38,588	38,588		55,032	55,032
Leather and mfrs. of:— Boots and shoes.	G. B.	20,237		20,237	9,628		9,628
	U. S.	430,161		430,161	529,281		529,281
	O. C.	3,233		3,233	3,271		3,271
Totals.		453,631		453,631	542,180		542,180
Calf, kid, lamb and sheep skins, dressed and un- dressed.	G. B.	36,281		36,281	21,331		21,331
	U. S.	254,658		254,658	233,629		233,629
	O. C.	24,399		24,399	19,547		19,547
Totals.		315,338		315,338	274,507		274,507
Leather belting, all kinds.	G. B.	58,520		58,520	96,383		96,383
	U. S.	28,516		28,516	39,990		39,990
	O. C.	97		97	18		18
Totals.		87,133		87,133	136,391		136,391
Sole leather.	G. B.	16,613		16,613	34,034		34,034
	U. S.	132,223		132,223	139,780		139,780
	O. C.	106		106	12		12
Totals.		148,942		148,942	173,826		173,826
Other	G. B.	69,143		69,143	61,188		61,188
	U. S.	585,591		585,591	667,410		667,410
	O. C.	35,333		35,333	23,831		23,831
Totals.		690,067		690,067	752,429		752,429

SESSIONAL PAPER No. 10

Articles entered for Consumption in Canada, &c.—Continued.

Value, 1901.			Value, 1902.			Value, 1903.		
Dutiable.	Free.	Total.	Dutiable.	Free.	Total.	Dutiable.	Free.	Total.
\$	\$	\$	\$	\$	\$	\$	\$	\$
21,660		21,660	22,239		22,239	23,447		23,447
106,517		106,517	118,625		118,625	121,181		121,181
4,552		4,552	4,334		4,334	4,688		4,688
132,729		132,729	145,198		145,198	149,316		149,316
10	27,368	27,378	69	14,030	14,099	27	9,898	9,925
301	28,402	28,703	194	40,964	41,158	59	51,289	51,348
96	2,340	2,436	306	9,749	10,055	37	13,545	13,582
407	58,110	58,517	569	64,743	65,312	123	74,732	74,855
67,814		67,814	69,026		69,026	74,568		74,568
422,146		422,146	518,794		518,794	596,969		596,969
50,260		50,260	59,380		59,380	73,241		73,241
540,220		540,220	647,200		647,200	744,778		744,778
	20,621	20,621		26,573	26,573		31,960	31,960
	29,629	29,629		31,629	31,629		32,252	32,252
	2,524	2,524		2,162	2,162		1,387	1,387
	52,774	52,774		60,364	60,364		65,599	65,599
19,774		19,774	32,785		32,785	29,510		29,510
618,479		618,479	665,716		665,716	710,889		710,889
4,107		4,107	1,290		1,290	2,374		2,374
642,360		642,360	699,791		699,791	742,773		742,773
34,160		34,160	41,721		41,721	60,045		60,045
166,817		166,817	165,148		165,148	137,271		137,271
13,822		13,822	32,461		32,461	20,689		20,689
214,799		214,799	239,330		239,330	218,005		218,005
65,049		65,049	70,903		70,903	86,549		86,549
27,855		27,855	32,436		32,436	34,720		34,720
806		806	1,772		1,772	166		166
93,710		93,710	105,111		105,111	121,435		121,435
9,652		9,652	16,525		16,525	43,371		43,371
67,010		67,010	37,844		37,844	33,246		33,246
			10,657		10,657	2,590		2,590
76,662		76,662	65,026		65,026	79,207		79,207
79,153		79,153	99,297		99,297	100,227		100,227
570,728		570,728	567,738		567,738	612,917		612,917
50,637		50,637	33,968		33,968	38,238		38,238
700,518		700,518	701,003		701,003	751,382		751,382

3-4 EDWARD VII., A. 1904

No. 17.—STATEMENT of the Values of the Principal and Other

ARTICLES.	Countries.	Value, 1899.			Value, 1900.		
		Dutiable.	Free.	Total.	Dutiable.	Free.	Total.
		\$	\$	\$	\$	\$	\$
<i>Recapitulation, Leather and manufactures of.</i>	G. B.	200,794		200,794	222,564		222,564
	U. S.	1,431,149		1,431,149	1,610,090		1,610,090
	O. C.	63,168		63,168	46,679		46,679
	Grand totals.	1,695,111		1,695,111	1,879,333		1,879,333
Machine card clothing.	G. B.	36,933		36,933	23,239		23,239
	U. S.	3,463		3,463	5,505		5,505
	O. C.	485		485	425		425
	Totals.	40,881		40,881	29,169		29,169
Marble and manufactures of	G. B.	3,312		3,312	3,869		3,869
	U. S.	86,026		86,026	79,471		79,471
	O. C.	12,541		12,541	10,677		10,677
	Totals.	101,879		101,879	94,017		94,017
Metals and minerals and manufactures of— Brass and mfrs. of.	G. B.	44,122	57,016	101,138	47,099	72,845	119,944
	U. S.	364,815	331,672	696,487	404,353	378,703	783,056
	O. C.	18,319	10,242	28,561	19,430	13,465	32,895
	Totals.	427,256	398,930	826,18	470,882	465,013	935,895
Copper and mfrs. of.	G. B.	4,017	67,210	71,227	5,482	74,891	80,373
	U. S.	78,336	644,210	722,546	221,513	959,241	1,180,754
	O. C.	1,484	3,129	4,613	2,566	7,966	10,532
	Totals.	83,837	714,549	798,386	229,561	1,042,098	1,271,659
Gold and silver and manufactures of.	G. B.	51,623		51,623	54,854		54,854
	U. S.	233,026		233,026	234,661		234,661
	O. C.	57,671		57,671	49,630		49,630
	Totals.	342,320		342,320	339,145		339,145
Iron & steel and mfrs. of— Agricultural implements	G. B.	16,451		16,451	24,789		24,789
	U. S.	1,624,619		1,624,619	1,787,954		1,787,954
	O. C.				854		854
	Totals.	1,641,070		1,641,070	1,813,597		1,813,597
Machines and machinery	G. B.	453,728	16,308	470,036	676,203	43,720	719,923
	U. S.	2,618,534	306,396	2,924,930	3,784,642	708,608	4,493,250
	O. C.	15,307	11	15,318	31,854	217	32,071
	Totals.	3,087,569	322,715	3,410,284	4,492,699	752,545	5,245,244
Other iron and steel and manufactures of.	G. B.	1,865,642	369,285	2,234,927	3,603,877	1,382,922	4,986,799
	U. S.	8,930,022	3,528,898	12,458,920	12,090,729	4,831,999	16,922,728
	O. C.	354,401	59,378	413,779	473,867	116,181	590,048
	Totals.	11,150,065	3,957,561	15,107,626	16,168,473	6,331,102	22,499,575

SESSIONAL PAPER No. 10

Articles entered for Consumption in Canada, &c.—Continued.

Value, 1901.			Value, 1902.			Value, 1903.		
Dutiable.	Free.	Total.	Dutiable.	Free.	Total.	Dutiable.	Free.	Total.
\$	\$	\$	\$	\$	\$	\$	\$	\$
207,788		207,788	261,231		261,231	319,702		319,702
1,450,889		1,450,889	1,468,882		1,468,882	1,529,043		1,529,043
69,372		69,372	80,148		80,148	64,057		64,057
1,728,049		1,728,049	1,810,261		1,810,261	1,912,802		1,912,802
24,416		24,416	22,723		22,723	37,183		37,183
7,404		7,404	10,465		10,465	12,762		12,762
3,105		3,105	2,782		2,782	2,091		2,091
34,925		34,925	35,970		35,970	52,036		52,036
4,750		4,750	2,604		2,604	2,631		2,631
77,881		77,881	102,281		102,281	123,062		123,062
13,528		13,528	25,539		25,539	22,788		22,788
96,159		96,159	130,424		130,424	153,481		153,481
47,231	69,801	117,032	54,264	69,006	123,270	85,591	79,135	164,726
389,215	381,378	770,593	428,876	511,846	940,722	542,968	562,214	1,105,182
27,234	5,401	32,635	24,385	23,363	47,748	36,344	14,042	50,386
463,680	456,580	920,260	507,525	604,215	1,111,740	664,903	655,391	1,320,294
4,590	35,548	40,138	4,056	98,084	102,140	9,723	36,056	45,779
148,914	909,985	1,058,899	139,411	1,255,224	1,394,635	133,614	1,362,878	1,496,492
3,861	509	4,370	6,819	3,770	10,589	1,434	559	1,993
157,365	946,042	1,103,407	150,286	1,357,078	1,507,364	144,771	1,399,493	1,544,264
63,012		63,012	57,685		57,685	75,617		75,617
236,350		236,350	241,947	372	242,319	295,461	560	296,021
66,284		66,284	51,714		51,714	63,195		63,195
359,646		359,646	351,346	372	351,718	434,273	560	434,833
22,025		22,025	19,913		19,913	23,570		23,570
1,861,816		1,861,816	2,635,055		2,635,055	3,147,468		3,147,468
2,319		2,319	500		500	779		779
1,886,160		1,886,160	2,655,468		2,655,468	3,171,817		3,171,817
545,809	33,202	579,011	335,161	44,070	379,231	295,895	26,144	322,039
3,919,054	1,532,351	5,451,405	4,414,671	1,491,400	5,906,071	5,821,173	1,640,494	7,461,667
39,083	5,380	44,463	37,668	10,435	48,103	56,195	6,585	62,780
4,503,946	1,570,933	6,074,879	4,787,500	1,545,905	6,333,405	6,173,263	1,673,223	7,846,486
2,049,290	752,921	2,802,211	4,399,786	1,597,042	5,996,828	7,029,156	2,777,024	9,806,180
10,273,997	5,524,028	15,798,025	11,016,866	5,036,494	16,053,360	12,406,436	5,433,489	17,839,925
379,699	239,391	619,090	1,474,672	763,369	2,238,041	2,346,966	1,279,595	3,626,561
12,702,986	6,516,340	19,219,326	16,891,324	7,396,905	24,288,229	21,782,558	9,490,108	31,272,666

3-4 EDWARD VII., A. 1904

No. 17.—STATEMENT of the Values of the Principal and Other

ARTICLES.	Countries.	Value, 1899.			Value, 1900.		
		Dutiable.	Free.	Total.	Dutiable.	Free.	Total.
		\$	\$	\$	\$	\$	\$
Metals, minerals, &c.— <i>Con.</i> Lead and mfrs. of.....	G. B..	217,848	54,599	272,447	184,708	54,578	239,286
	U. S..	136,299	321	136,620	115,237	574	115,811
	O. C..	14,303	4,354	18,657	22,501	3,908	26,409
	Totals.....	368,450	59,274	427,724	322,446	59,060	381,506
Tin and mfrs. of.....	G. B..	10,400	994,197	1,004,597	8,750	1,804,208	1,812,958
	U. S..	79,981	247,711	327,692	88,775	387,424	476,199
	O. C..	5,120	35,404	40,524	4,217	125,081	129,298
	Totals.....	95,501	1,277,312	1,372,813	101,742	2,316,713	2,418,455
Zinc and mfrs. of.....	G. B..	896	47,931	48,827	800	45,744	46,544
	U. S..	8,101	33,424	41,525	8,032	57,189	65,221
	O. C..	627	60,846	61,473	773	84,520	85,293
	Totals.....	9,624	142,201	151,825	9,605	187,453	197,058
Miscellaneous metals and minerals and mfrs. of.....	G. B..	83,460	78,847	162,307	98,908	91,460	190,368
	U. S..	629,781	223,838	853,619	707,527	440,707	1,148,234
	O. C..	49,992	48,276	98,268	57,175	58,121	115,296
	Totals.....	763,233	350,961	1,114,194	863,610	590,288	1,453,898
<i>Recapitulation, metals, mi- nerals and mfrs. of.</i>	G. B..	2,748,187	1,685,393	4,433,580	4,705,470	3,570,368	8,275,838
	U. S..	14,703,514	5,316,470	20,019,984	19,443,423	7,764,445	27,207,868
	O. C..	517,224	221,640	738,864	662,867	409,459	1,072,326
	Grand totals.....	17,968,925	7,223,503	25,192,428	24,811,760	11,744,272	36,556,032
Musical instruments.....	G. B..	11,201	11,201	7,284	7,284
	U. S..	261,761	261,761	300,688	300,688
	O. C..	92,334	92,334	82,435	82,435
	Totals.....	365,296	365,296	390,407	390,407
Oils:— Mineral oils.....	G. B..	1,351	242	1,593	527	1,081	1,608
	U. S..	681,092	726	681,818	739,039	588	739,627
	O. C..	4	4
	Totals.....	682,447	968	683,415	739,566	1,669	741,235
Fish oils.....	G. B..	1,284	1,284	1,255	1,255
	U. S..	6,972	16	6,988	8,748	8,748
	O. C..	6,368	37,099	43,467	11,871	38,361	50,232
	Totals.....	14,624	37,115	51,739	21,874	38,361	60,235
Vegetable and animal oils..	G. B..	386,430	9,648	396,078	518,465	8,194	526,659
	U. S..	371,350	54,419	425,769	439,261	82,011	521,272
	O. C..	53,845	1,250	55,095	43,955	2,149	46,104
	Totals.....	811,625	65,317	876,942	1,001,681	92,354	1,094,035

SESSIONAL PAPER No. 10

Articles entered for Consumption in Canada, &c.—Continued.

Value, 1901.			Value, 1902.			Value, 1903.		
Dutiable.	Free.	Total.	Dutiable.	Free.	Total.	Dutiable.	Free.	Total.
\$	\$	\$	\$	\$	\$	\$	\$	\$
110,815	49,836	160,651	122,908	62,462	185,370	76,376	47,304	123,680
113,013	1,124	114,137	69,927	9,021	78,948	63,870	36,918	100,788
16,983	1,889	18,872	21,171	2,229	23,400	24,146	4,554	28,700
240,811	52,849	293,660	214,006	73,712	287,718	164,392	88,776	253,168
9,190	1,538,920	1,548,110	10,572	1,593,470	1,604,042	14,515	1,929,363	1,943,878
108,607	493,388	601,995	98,214	494,742	592,956	103,575	578,217	681,792
4,405	184,599	189,004	6,910	90,050	96,960	5,787	80,729	86,516
122,202	2,216,907	2,339,109	115,696	2,178,262	2,293,958	123,877	2,588,309	2,712,186
133	32,391	32,524	757	56,992	57,749	297	95,798	96,095
5,904	69,684	75,588	5,327	51,407	56,734	9,042	34,984	44,026
845	59,665	60,510	552	113,965	114,517	327	122,950	123,277
6,882	161,740	168,622	6,636	222,364	229,000	9,666	253,732	263,398
113,058	72,851	185,909	118,909	119,638	238,547	128,633	96,702	225,335
711,632	476,229	1,187,861	863,516	443,973	1,307,489	1,058,921	875,986	1,934,907
63,658	298,556	362,214	80,365	514,551	594,916	72,488	508,660	581,148
888,348	847,636	1,735,984	1,062,790	1,078,162	2,140,952	1,260,042	1,481,348	2,741,390
2,965,153	2,585,470	5,550,623	5,124,011	3,640,764	8,764,775	7,739,373	5,087,526	12,826,899
17,768,502	9,388,167	27,156,669	19,913,810	9,294,479	29,208,289	23,582,528	10,525,740	34,108,268
598,371	795,390	1,393,761	1,704,756	1,521,732	3,226,488	2,607,661	2,017,674	4,625,335
21,332,026	12,769,027	34,101,053	26,742,577	14,456,975	41,199,552	33,929,562	17,630,940	51,560,502
9,676	9,676	7,977	868	8,845	11,163	738	11,901
308,197	308,197	318,592	23,792	342,384	342,455	36,863	379,318
94,775	94,775	107,070	14,484	121,554	112,964	22,636	135,600
412,648	412,648	433,639	39,144	472,783	466,582	60,237	526,819
2,662	337	2,999	1,530	5,007	6,537	442	2,003	2,445
844,448	1,151	845,599	971,951	3,159	975,110	1,446,593	2,505	1,449,098
847,110	1,488	848,598	973,481	8,166	981,647	1,447,035	4,508	1,451,543
762	762	1,940	1,940	745	745
9,959	9,959	9,521	9,521	12,755	12,755
9,391	37,973	47,364	8,016	40,364	48,380	4,304	74,017	78,321
20,112	37,973	58,085	19,477	40,364	59,841	17,804	74,017	91,821
479,416	53,657	533,073	474,926	41,226	516,152	368,776	66,695	435,471
571,748	99,984	671,732	720,894	100,594	821,488	804,170	143,374	947,544
47,402	281	47,683	54,206	2,907	57,113	69,849	8,196	78,045
1,098,566	153,922	1,252,488	1,250,026	144,727	1,394,753	1,242,795	218,265	1,461,060

3-4 EDWARD VII., A. 1904

No. 17.—STATEMENT of the Values of the Principal and Other

ARTICLES.	Countries.	Value, 1899.			Value, 1900.		
		Dutiable.	Free.	Total.	Dutiable.	Free.	Total.
		\$	\$	\$	\$	\$	\$
Oils— <i>Con.</i> <i>Recapitulation, oils</i>	G. B.	339,065	9,890	398,955	520,247	9,275	529,522
	U. S.	1,059,414	55,161	1,114,575	1,187,048	82,599	1,269,647
	O. C.	60,217	38,349	98,566	55,826	40,510	96,336
Grand totals		1,508,696	103,400	1,612,096	1,763,121	132,384	1,895,505
Oil cloth	G. B.	230,492		230,492	289,451		289,451
	U. S.	65,647		65,647	69,880		69,880
	O. C.	1,234		1,234	1,583		1,583
Totals		297,373		297,373	360,914		360,914
Optical, philosophical and ma- thematical instruments.	G. B.	15,733	2,987	18,720	16,346	7,201	23,547
	U. S.	166,566	24,479	191,045	196,388	17,493	213,881
	O. C.	31,842	8,201	40,043	22,756	7,849	30,605
Totals		214,141	35,667	249,808	235,490	32,543	268,033
Packages, including post office packages.	G. B.	265,286	676	265,962	304,851	946	305,797
	U. S.	1,191,977	12,169	1,204,146	1,386,153	17,053	1,403,206
	O. C.	243,311	176	243,487	273,934	140	274,074
Totals		1,700,574	13,021	1,713,595	1,964,938	18,139	1,983,077
Paintings, oil and water colours.	G. B.	30,629	361,896	392,525	41,263	235,978	277,241
	U. S.	118,033	155,977	274,010	138,295	101,200	239,495
	O. C.	18,599	55,120	73,719	19,852	102,339	122,191
Totals		167,261	572,993	740,254	199,410	439,517	638,927
Paints and colours	G. B.	255,967	62,597	318,564	311,743	59,073	370,816
	U. S.	190,674	42,724	233,398	275,586	41,765	317,351
	O. C.	329,962	6,198	336,160	330,533	8,421	338,954
Totals		776,603	111,519	888,122	917,862	109,259	1,027,121
Paper and manufactures of	G. B.	248,745		248,745	259,762		259,762
	U. S.	911,896		911,896	1,042,504	541	1,043,045
	O. C.	102,723	192	102,915	195,235	167	195,402
Totals		1,263,364	192	1,263,556	1,407,501	708	1,408,209
Pickles, sauces, capers, &c.	G. B.	118,724		118,724	126,226		126,226
	U. S.	63,547		63,547	86,907		86,907
	O. C.	8,616		8,616	10,186		10,186
Totals		190,887		190,887	223,319		223,319
Plants and trees	G. B.	3,773	3,400	7,173	4,300	4,230	8,530
	U. S.	11,318	22,134	33,452	15,718	17,858	33,576
	O. C.	9,080	27,037	36,117	8,492	37,460	45,952
Totals		24,171	52,571	76,742	28,510	59,548	88,058

SESSIONAL PAPER No. 10

Articles entered for Consumption in Canada, &c.—Continued.

Value, 1901.			Value, 1902.			Value, 1903.		
Dutiable.	Free.	Total.	Dutiable.	Free.	Total.	Dutiable.	Free.	Total.
\$	\$	\$	\$	\$	\$	\$	\$	\$
482,840	53,994	536,834	478,396	46,233	524,629	369,963	68,698	438,661
1,426,155	101,135	1,527,290	1,702,366	103,753	1,806,119	2,263,518	145,879	2,409,397
56,793	38,254	95,047	62,222	43,271	105,493	74,153	82,213	156,366
1,965,788	193,383	2,159,171	2,242,984	193,257	2,436,241	2,707,634	296,790	3,004,424
341,712		341,712	367,045		367,045	465,856		465,856
77,291		77,291	80,709		80,709	90,158		90,158
1,827		1,827	1,627		1,627	6,643		6,643
420,830		420,830	449,381		449,381	562,657		562,657
15,712	4,099	19,811	18,034	3,946	21,980	17,956	4,834	22,790
174,053	21,438	195,491	185,438	44,631	239,069	198,812	31,471	230,283
25,227	9,218	34,445	33,051	9,120	42,171	40,852	19,581	51,433
214,992	34,755	249,747	236,523	57,697	294,220	257,620	46,886	304,506
335,794	155	335,949	333,719	60	333,779	333,882		333,882
1,734,428	23,707	1,758,135	1,746,032	136	1,746,168	1,489,763		1,489,763
284,726	162	284,888	314,848	86	314,934	355,126		355,126
2,354,948	24,024	2,378,972	2,394,599	282	2,394,881	2,178,771		2,178,771
50,115	172,341	222,456	42,422	331,816	374,238	44,802	250,143	294,945
148,743	232,095	381,738	195,146	183,788	378,934	229,270	139,277	368,547
32,844	17,247	50,091	31,826	22,285	54,111	30,763	23,718	54,481
231,702	422,583	654,285	269,394	537,889	807,283	304,835	413,138	717,973
224,202	92,793	316,995	242,675	69,191	311,266	257,763	62,218	319,981
387,112	52,773	439,885	502,390	60,003	562,393	654,199	70,874	725,073
157,529	12,106	169,635	263,394	13,488	276,882	299,113	24,967	324,080
768,843	157,672	926,515	1,007,859	142,682	1,150,541	1,211,075	158,059	1,369,134
382,018		382,018	361,692		361,692	403,127		403,127
1,320,869		1,320,873	1,471,779	340	1,472,119	1,564,808		1,564,808
101,037		101,037	112,315		112,315	142,429		142,429
1,803,924		1,803,928	1,945,786	340	1,946,126	2,110,364		2,110,364
154,753		154,753	140,020		140,020	182,402		182,402
77,183		77,183	83,485		83,485	108,429		108,429
12,784		12,784	12,094		12,094	17,346		17,346
244,720		244,720	235,599		235,599	308,177		308,177
1,940	2,674	4,614	2,694	4,225	6,919	3,319	2,744	6,063
27,896	25,328	53,224	38,606	27,091	65,697	42,562	43,430	85,992
7,265	36,966	44,231	9,192	45,911	55,103	10,498	43,563	54,061
37,101	64,968	102,069	50,492	77,227	127,719	56,379	89,737	146,116

3-4 EDWARD VII., A. 1904

No. 17.—STATEMENT of the Values of the Principal and Other

ARTICLES.	Countries.	Value, 1899.			Value, 1900.		
		Dutiable.	Free.	Total.	Dutiable.	Free.	Total.
		£	£	£	£	£	£
Precious stones	G. B.	17,925	237,252	255,177	32,512	339,969	372,481
	U. S.	9,746	26,226	35,972	15,647	52,067	67,714
	O. C.	16,779	154,080	170,859	14,142	175,597	189,739
Totals		44,450	417,558	462,008	62,301	567,633	629,934
Provisions	G. B.	36,842	63	36,905	58,548		58,548
	U. S.	1,618,078	3,799	1,621,877	1,795,798	1,280	1,797,078
	O. C.	51,573		51,573	50,677		50,677
Totals		1,706,493	3,862	1,710,355	1,905,023	1,280	1,906,303
Rags for manufacture of paper	G. B.		143,995	143,995		119,036	119,036
	U. S.		130,046	130,046		169,480	169,480
	O. C.		24,520	24,520		18,327	18,327
Totals			298,561	298,561		306,843	306,843
Rennet	G. B.		516	516		445	445
	U. S.		46,452	46,452		45,686	45,686
	O. C.		8,010	8,010		13,573	13,573
Totals			54,978	54,978		59,704	59,704
Ribbons	G. B.	502,831		502,831	457,381		457,381
	U. S.	37,650		37,650	33,490		33,490
	O. C.	315,189		315,189	222,903		222,903
Totals		855,670		855,670	713,774		713,774
Salt	G. B.	312	212,885	213,197		241,242	241,242
	U. S.	32,525	8,423	40,948	30,180	7,700	37,880
	O. C.	2	46,212	46,214		46,311	46,311
Totals		32,839	267,520	300,359	30,180	295,253	323,433
Seeds and roots	G. B.	7,991	26,112	34,103	10,136	108,374	118,510
	U. S.	342,116	1,073,898	1,416,014	460,415	1,279,801	1,740,216
	O. C.	17,732	83,352	101,104	10,291	55,643	65,934
Totals		367,859	1,183,362	1,551,221	480,842	1,443,818	1,924,660
Settlers' effects	G. B.		458,888	458,888		657,344	657,344
	U. S.		2,183,861	2,183,861		2,385,724	2,385,724
	O. C.		163,207	163,207		22,342	22,342
Totals			2,805,956	2,805,956		3,065,410	3,065,410
Silk and manufactures of :— Clothing, N.O.P.	G. B.	172,180		172,180	157,620		157,620
	U. S.	33,199		33,199	42,842		42,842
	O. C.	33,856		33,856	43,656		43,656
Totals		244,235		244,235	244,118		244,118

SESSIONAL PAPER No. 10

Articles entered for Consumption in Canada, &c.—Continued.

Value, 1901.			Value, 1902.			Value, 1903.		
Dutiable.	Free.	Total.	Dutiable.	Free.	Total.	Dutiable.	Free.	Total.
§	§	§	§	§	§	§	§	§
23,455	397,625	421,080	12,763	317,250	330,013	51,162	407,078	458,240
19,883	75,639	95,522	14,122	79,366	93,488	17,126	92,639	109,765
34,215	214,225	248,440	37,666	402,694	440,360	33,945	652,489	686,434
77,553	687,489	765,042	64,531	799,310	863,861	102,233	1,152,206	1,254,439
38,993		38,993	29,585		29,585	35,367		35,367
2,254,630	2,553	2,257,183	2,170,837	3,416	2,174,253	1,635,493	3,189	1,638,682
49,518		49,518	53,621	76	53,697	40,119		40,119
2,343,141	2,553	2,345,694	2,254,043	3,492	2,257,535	1,710,979	3,189	1,714,168
	67,748	67,748		47,750	47,750		134,224	134,224
	133,075	133,075		91,759	91,759		117,888	117,888
	25,101	25,101		28,393	28,393		43,008	43,008
	225,924	225,924		167,902	167,902		295,120	295,120
	1,879	1,879		54	54		114	114
	50,107	50,107		47,482	47,482		41,897	41,897
	16,064	16,064		20,890	20,890		19,440	19,440
	68,050	68,050		68,426	68,426		61,451	61,451
386,879		386,879	515,807		515,807	685,830		685,830
40,113		40,113	49,217		49,217	47,846		47,846
216,279		216,279	234,952		234,952	359,443		359,443
643,271		643,271	799,976		799,976	1,093,119		1,093,119
46	289,193	289,239	63	285,025	285,088	2	298,794	298,796
33,373	14,114	47,487	38,988	13,618	52,606	41,723	9,423	51,146
668	36,580	37,248	554	86,986	87,540	60	52,968	53,028
34,087	339,887	373,974	39,605	385,629	425,234	41,785	361,185	402,970
6,830	70,994	77,824	5,003	153,378	158,381	11,112	81,711	92,823
517,047	688,388	1,205,435	380,012	1,748,580	2,128,592	405,339	1,345,629	1,750,968
18,272	20,696	38,968	21,342	90,782	112,124	22,243	75,572	97,815
542,149	780,078	1,322,227	406,357	1,992,740	2,399,097	438,694	1,502,912	1,941,606
	801,538	801,538		802,313	802,313		1,117,843	1,117,843
	2,915,603	2,915,603		3,751,363	3,751,363		5,287,883	5,287,883
	23,489	23,489		26,805	26,805		36,998	36,998
	3,740,630	3,740,630		4,580,481	4,580,481		6,442,724	6,442,724
135,018		135,018	126,755		126,755	130,673		130,673
65,741		65,741	55,259		55,259	55,024		55,024
43,902		43,902	41,721		41,721	52,258		52,258
244,661		244,661	223,735		223,735	237,955		237,955

3-4 EDWARD VII., A. 1904

No. 17.—STATEMENT of the Values of the Principal and Other

ARTICLES.	Countries.	Value, 1899.			Value, 1900.		
		Dutiable.	Free.	Total.	Dutiable.	Free.	Total.
		§	§	§	§	§	§
Silk and mfrs. of— <i>Con.</i> Fabrics.	G. B.	1,040,489		1,040,489	1,325,017		1,325,017
	U. S.	120,960		120,960	120,067		120,067
	O. C.	944,933		944,933	980,765		980,765
	Totals	2,106,382		2,106,382	2,425,849		2,425,849
Handkerchiefs	G. B.	31,834		31,834	41,796		41,796
	U. S.	861		861	2,938		2,938
	O. C.	57,159		57,159	59,258		59,258
	Totals	89,854		89,854	103,992		103,992
All other.	G. B.	321,877	647	322,524	270,578		270,578
	U. S.	51,206	276,889	328,095	65,825	289,725	355,550
	O. C.	119,002	1,496	120,498	75,007	1,428	76,435
	Totals	492,085	279,032	771,117	411,410	291,153	702,563
<i>Recapitulation, silk and manu- factures of.</i>	G. B.	1,566,380	647	1,567,027	1,795,011		1,795,011
	U. S.	211,226	276,889	488,115	231,672	289,725	521,397
	O. C.	1,154,950	1,496	1,156,446	1,158,686	1,428	1,160,114
	Grand totals	2,932,556	279,032	3,211,588	3,185,369	291,153	3,476,522
Soap, all kinds.	G. B.	188,068		188,068	230,131		230,131
	U. S.	165,777		165,777	179,604		179,604
	O. C.	30,329		30,329	36,400		36,400
	Totals	384,174		384,174	446,135		446,135
Spices.	G. B.	90,688		90,688	114,348		114,348
	U. S.	76,013		76,013	79,043		79,043
	O. C.	24,798		24,798	17,127		17,127
	Totals	191,499		191,499	210,518		210,518
Spirits and wines.	G. B.	618,240		618,240	697,255		697,255
	U. S.	52,017		52,017	48,287		48,287
	O. C.	894,702		894,702	996,169		996,169
	Totals.	1,564,959		1,564,959	1,741,711		1,741,711
Starch.	G. B.	22,542		22,542	20,545		20,545
	U. S.	55,748		55,748	50,151		50,151
	O. C.	1,197		1,197	2,071		2,071
	Totals	79,487		79,487	72,767		72,767
Stone and manufactures of	G. B.	48,470	1,199	49,669	46,341	855	47,196
	U. S.	105,407	46,190	151,597	132,153	55,626	187,779
	O. C.	1,929	5,310	7,239	2,590	2,461	5,051
	Totals	155,806	52,699	208,505	181,084	58,942	240,026

SESSIONAL PAPER No. 10

Articles entered for Consumption in Canada, &c.—Continued.

Value, 1901.			Value, 1902.			Value, 1903.		
Dutiable.	Free.	Total.	Dutiable.	Free.	Total.	Dutiable.	Free.	Total.
%	\$	%	\$	%	\$	%	%	\$
1,308,068		1,308,068	1,498,346		1,498,346	1,458,664		1,458,664
105,640		105,640	97,718		97,718	89,970		89,970
946,045		946,045	1,065,613		1,065,613	1,340,560		1,340,560
2,359,753		2,359,753	2,661,677		2,661,677	2,889,194		2,889,194
42,261		42,261	38,396		38,396	45,233		45,233
912		912	1,232		1,232	4,657		4,657
73,142		73,142	65,684		65,684	67,074		67,074
116,315		116,315	105,312		105,312	116,964		116,964
245,573	36	245,609	283,211	143	283,554	335,635	733	336,368
49,305	277,199	326,504	52,121	346,246	398,367	63,624	384,979	448,603
93,219	286	93,505	104,132	22,654	126,786	159,742	725	160,467
388,097	277,521	665,618	439,464	369,043	808,507	559,001	386,437	945,438
1,730,920	36	1,730,956	1,946,708	143	1,946,851	1,970,205	733	1,970,938
221,598	277,199	498,797	206,330	346,246	552,576	213,275	384,979	598,254
1,156,308	286	1,156,594	1,277,150	22,654	1,299,804	1,609,634	725	1,610,359
3,108,826	277,521	3,386,347	3,430,188	369,043	3,799,231	3,793,114	386,437	4,179,551
124,430		124,430	37,914		37,914	33,513		33,513
204,977		204,977	231,554		231,554	253,559		253,559
35,306		35,306	48,895		48,895	60,166		60,166
364,713		364,713	318,363		318,363	347,238		347,238
135,264		135,264	154,498		154,498	126,788		126,788
62,914		62,914	71,882		71,882	62,812		62,812
30,727		30,727	25,382		25,382	38,970		43,970
228,905		228,905	251,762		251,762	233,570		233,570
782,415		782,415	810,737		810,737	908,025		908,025
50,062		50,062	45,588		45,588	48,709		48,709
1,089,041		1,089,041	1,139,613		1,139,613	1,254,767		1,254,767
1,921,518		1,921,518	1,995,938		1,995,938	2,211,501		2,211,501
20,939		20,939	17,022		17,023	14,967		14,967
40,364		40,364	38,345		38,345	45,351		45,351
2,640		2,640	2,867		2,867	4,606		4,606
63,943		63,943	58,235		58,235	64,924		64,924
50,558	2,786	53,344	53,955	2,734	56,689	63,067	5,138	68,205
129,762	49,537	179,299	183,441	66,881	250,322	181,751	120,147	301,898
2,477	7,904	10,381	2,643	7,956	10,599	3,850	586	4,436
182,797	60,227	243,024	240,039	77,571	317,610	248,668	125,871	374,539

3-4 EDWARD VII., A. 1904

No. 17.—STATEMENT of the Values of the Principal and Other

ARTICLES.	Countries.	Value, 1899.			Value, 1900.		
		Dutiable	Free.	Total.	Dutiable.	Free.	Total.
		\$	\$	\$	\$	\$	\$
Sugar, molasses, &c.	G. B.	233,399		233,399	163,251		163,251
	U. S.	862,240	11	862,251	1,708,338	659	1,708,997
	O. C.	5,700,166		5,700,166	6,731,532	1,270	6,732,802
Totals		6,795,805	11	6,795,816	8,603,121	1,929	8,605,050
Tea	G. B.	1,636	786,737	788,373	904	747,432	748,336
	U. S.	142,216		142,216	38,660		38,660
	O. C.	22	2,581,117	2,581,139	60	2,816,971	2,817,031
Totals		143,874	3,367,854	3,511,728	39,624	3,564,403	3,604,027
Tobacco and manufactures of	G. B.	47,820	1,056	48,876	61,040		61,040
	U. S.	69,481	1,878,725	1,948,206	98,232	1,500,672	1,598,904
	O. C.	168,835	4,659	173,494	237,417	7,438	244,855
Totals		286,136	1,884,440	2,170,576	396,689	1,508,110	1,904,799
Turpentine	G. B.	29		29	15		15
	U. S.	229,254	564	229,818	359,794	351	360,145
	O. C.				3		3
Totals*		229,283	564	229,847	359,812	351	360,163
Umbrellas, parasols, sun- shades, &c.	G. B.	120,550		120,550	100,230		100,230
	U. S.	6,467		6,467	5,301		5,301
	O. C.	4,228		4,228	3,114		3,114
Totals*		131,245		131,245	108,645		108,645
Varnish, japans, &c.	G. B.	31,039	48	31,087	25,587	127	25,714
	U. S.	54,382	237	54,619	59,313	294	59,607
	O. C.	144		144	281		281
Totals		85,565	285	85,850	85,181	421	85,602
Vegetables	G. B.	16,434		16,434	19,705		19,705
	U. S.	275,318		275,318	329,925		329,925
	O. C.	43,434		43,434	52,800		52,800
Totals		335,186		335,186	402,430		402,430
Watches and parts of	G. B.	13,947		13,947	8,784		8,784
	U. S.	348,259		348,259	406,633		406,633
	O. C.	65,049		65,049	84,601		84,601
Totals		427,255		427,255	500,018		500,018
Wood and manufactures of	G. B.	51,982	1,177	53,159	76,781	10,664	87,445
	U. S.	983,738	2,919,433	3,903,171	1,200,025	3,606,549	4,806,574
	O. O.	105,116	8,998	114,114	95,598	6,826	102,424
Totals		1,140,836	2,929,608	4,070,444	1,372,404	3,624,039	4,996,443

SESSIONAL PAPER No. 10

Articles entered for Consumption in Canada, &c.—Continued.

Value, 1901.			Value, 1902.			Value, 1903.		
Dutiable.	Free.	Total.	Dutiable.	Free.	Total.	Dutiable.	Free.	Total.
\$	\$	\$	\$	\$	\$	\$	\$	\$
643,185		643,185	330,317		330,317	185,905		185,905
988,538	349	988,887	950,259	360	950,619	428,449	314	428,763
7,684,460		7,684,460	7,581,595		7,581,595	7,343,236		7,343,236
9,316,183	349	9,316,532	8,862,171	360	8,862,531	7,957,590	314	7,957,904
2,554	685,445	687,999	1,079	842,641	843,720	2,660	946,138	948,798
20,752		20,752	38,394		38,394	53,968		53,968
310	2,467,734	2,468,044	506	2,057,777	2,058,283	1,234	2,460,739	2,461,973
23,616	3,153,179	3,176,795	39,979	2,900,418	2,940,397	57,862	3,406,877	3,464,739
71,356	1,708	73,064	95,228	1,263	96,491	114,186	79,950	194,136
72,395	1,720,589	1,792,984	94,613	1,919,916	2,014,529	108,090	2,241,297	2,349,387
290,399	2,329	292,728	275,205	27,179	302,384	282,751	41,290	324,041
434,150	1,724,626	2,158,776	465,046	1,948,358	2,413,404	505,027	2,362,537	2,867,564
240	20	260	6		6	2,350		2,350
308,251	443	308,694	311,767	295	312,062	434,708	352	435,060
4		4						
308,495	463	308,958	311,773	295	312,068	437,058	352	437,410
67,183		67,183	60,587		60,587	50,297		50,297
8,297		8,297	8,837		8,837	9,037		9,037
5,185		5,185	2,602		2,602	2,463		2,463
80,665		80,665	72,026		72,026	61,797		61,797
36,166	25	36,191	34,671	93	34,764	34,709	116	34,825
80,755	326	81,081	102,252	570	102,822	108,544	736	109,280
203		203	617		617	423		423
117,124	351	117,475	137,540	663	138,203	143,676	852	144,528
31,081		31,081	33,790		33,790	31,320		31,320
370,419		370,419	333,496		333,496	600,185		600,185
39,639		39,639	50,121		50,121	72,918		72,918
441,139		441,139	417,407		417,407	704,423		704,423
10,541		10,541	12,618		12,618	22,412		22,412
511,019		511,019	575,852		575,852	700,460		700,460
102,385		102,385	154,286		154,286	149,753		149,753
623,945		623,945	742,756		742,756	872,625		872,625
74,425	15,528	89,953	60,038	7,631	67,669	101,900	13,517	115,417
1,229,065	3,481,338	4,710,403	1,404,947	4,248,462	5,653,409	1,674,914	5,023,038	6,697,952
123,967	12,749	136,716	152,170	18,116	170,286	145,595	27,506	173,101
1,427,457	3,509,615	4,937,072	1,617,155	4,274,209	5,891,364	1,922,409	5,064,061	6,986,470

3-4 EDWARD VII., A. 1904

No. 17.—STATEMENT of the Values of the Principal and Other

ARTICLES.	Countries.	Value, 1899.			Value, 1900.		
		Dutiable.	Free.	Total.	Dutiable.	Free.	Total.
		₹	₹	₹	₹	₹	₹
Wool and manufactures of—	G. B..	7,686,366	755,680	8,442,046	7,787,929	904,194	8,692,123
	U. S..	428,631	520,684	949,315	359,986	449,892	809,878
	O. C..	1,688,206	229,663	1,917,869	1,653,650	400,626	2,054,276
Totals.....		9,803,203	1,506,027	11,309,230	9,801,565	1,754,712	11,556,277
All other goods.....	G. B..	576,098	204,259	780,357	615,688	263,578	879,266
	U. S..	1,545,364	545,010	2,090,374	2,049,327	771,709	2,821,036
	O. C..	435,184	48,701	483,885	448,792	45,199	493,991
Totals.....		2,556,646	797,970	3,354,616	3,113,807	1,080,486	4,194,293
Values of total imports of merchandise.....	G. B..	27,521,508	9,409,815	36,931,323	31,561,756	12,718,227	44,279,983
	U. S..	44,471,824	43,995,349	88,467,173	53,897,561	48,182,616	102,080,177
	O. C..	17,439,840	6,508,123	23,947,963	18,887,478	7,259,240	26,146,718
Totals.....		89,433,172	59,913,287	149,346,459	104,346,795	68,160,083	172,506,878
Coin and bullion.....	G. B..		128,800	128,800		509,747	509,747
	U. S..		4,539,993	4,539,993		7,764,201	7,764,201
	O. C..		36,341	36,341		23,490	23,490
Totals.....			4,705,134	4,705,134		8,297,438	8,297,438
RECAPITULATION—							
Value of total imports entered for consumption, including coin and bullion.....	G. B..	27,521,508	9,538,615	37,060,123	31,561,756	13,227,974	44,789,730
	U. S..	44,471,824	48,535,342	93,007,166	53,897,561	55,946,817	109,844,378
	O. C..	17,439,840	6,544,464	23,984,304	18,887,478	7,282,730	26,170,208
Grand totals.....		89,433,172	64,618,421	154,051,593	104,346,795	76,457,521	180,804,316

SESSIONAL PAPER No. 10

Articles entered for Consumption in Canada, &c.—*Concluded.*

Value, 1901.			Value, 1902.			Value, 1903.		
Dutiable.	Free.	Total.	Dutiable.	Free.	Total.	Dutiable.	Free.	Total.
\$	\$	\$	\$	\$	\$	\$	\$	\$
8,061,459	645,351	8,706,810	8,860,393	890,026	9,750,419	11,105,987	790,496	11,896,483
370,453	424,497	794,950	354,598	252,171	606,769	394,379	351,509	745,888
1,512,193	343,496	1,855,689	1,731,865	518,302	2,250,167	2,061,549	375,355	2,436,904
9,944,105	1,413,344	11,357,449	10,946,856	1,660,499	12,607,355	13,561,915	1,517,360	15,079,275
738,805	135,647	874,452	776,035	161,053	937,088	843,317	200,817	1,044,134
1,890,992	972,959	2,863,951	1,865,101	1,118,012	2,982,113	2,299,426	1,191,614	3,491,040
518,713	75,969	594,682	482,243	47,044	529,287	570,917	72,206	643,123
3,148,510	1,184,575	4,333,085	3,123,379	1,326,109	4,449,488	3,713,660	1,464,637	5,178,297
31,701,654	11,118,341	42,819,995	35,062,564	13,960,162	49,022,726	42,210,165	16,582,873	58,793,038
53,600,278	53,549,047	107,149,325	60,181,808	54,562,888	114,744,696	68,538,323	60,251,914	128,790,237
20,667,824	7,063,550	27,731,374	23,413,124	9,299,644	32,712,768	26,047,577	11,182,867	37,230,444
105,969,756	71,730,938	177,700,694	118,657,496	77,822,694	196,480,190	136,796,065	88,017,654	224,813,719
.....	198,169	198,169	191,036	191,036	103,863	103,863
.....	3,335,683	3,335,683	6,062,354	6,062,354	8,814,958	8,814,958
.....	3,442	3,442	58,015	58,015	57,976	57,976
.....	3,537,294	3,537,294	6,311,405	6,311,405	8,976,797	8,976,797
31,701,654	11,316,510	43,018,164	35,062,564	14,151,198	49,213,762	42,210,165	16,686,736	58,896,901
53,600,278	56,884,730	110,485,008	60,181,808	60,625,242	120,807,050	68,538,323	69,066,872	137,605,195
20,667,824	7,066,992	27,734,816	23,413,124	9,357,659	32,770,783	26,047,577	11,240,843	37,288,420
105,969,756	75,268,232	181,237,988	118,657,496	84,134,099	202,791,595	136,796,065	96,994,451	233,790,516

3-4 EDWARD VII., A. 1904

No. 18.—STATEMENT of the Values of the Principal and Other Articles Exported from to 1903, inclusive, showing in each case the portion sent to Great Britain, the

ABBREVIATIONS.—G. B., Great Britain;

ARTICLES.	Countries.	Value, 1899.			Value, 1900.		
		Home Produce.	Foreign Produce.	Total.	Home Produce.	Foreign Produce.	Total.
		\$	\$	\$	\$	\$	\$
Animals, living— Horned cattle.....	G. B.	7,129,430	35,940	7,165,370	7,579,080		7,579,080
	U. S.	1,298,170	15,370	1,313,540	1,401,137	9,920	1,411,057
	O. C.	95,235	2,226	97,461	100,559		100,559
Totals		8,522,835	53,536	8,576,371	9,080,776	9,920	9,090,696
Horses.....	G. B.	591,200	10,827	602,027	517,641	4,025	521,666
	U. S.	283,593	169,017	452,610	222,625	98,529	324,154
	O. C.	23,270		23,270	426,715		426,715
Totals.....		898,063	179,844	1,077,907	1,166,981	102,554	1,269,535
Sheep.....	G. B.	333,736		333,736	475,508		475,508
	U. S.	1,176,687	275	1,176,962	1,397,997		1,397,997
	O. C.	30,434		30,434	20,507		20,507
Totals		1,540,857	275	1,541,132	1,894,012		1,894,012
Swine.....	G. B.						
	U. S.	2,413		2,413	11,553	20	11,573
	O. C.	2,651		2,651	3,000		3,000
Totals		5,064		5,064	14,553	20	14,573
All other.....	G. B.	17,134		17,134	751	20	771
	U. S.	49,933	17,421	67,354	39,995	15,863	55,858
	O. C.	6,440		6,440	4,527	30	4,557
Totals		73,507	17,421	90,928	45,273	15,913	61,186
<i>Recapitulation, animals.</i>	G. B.	8,071,500	46,767	8,118,267	8,572,980	4,045	8,577,025
	U. S.	2,810,796	202,083	3,012,879	3,073,307	124,332	3,197,639
	O. C.	158,030	2,226	160,256	555,308	30	555,338
Grand totals.....		11,040,326	251,076	11,291,402	12,201,595	128,407	12,330,002
Ashes, pot, pearl and other ..	G. B.	42,610		42,610	48,812		48,812
	U. S.	65,318	70	65,388	86,789		86,789
	O. C.	2,799		2,799	2,654		2,654
Totals.....		110,727	70	110,797	138,255		138,255
Bones.....	G. B.	60		60			
	U. S.	46,868		46,868	46,257	110	46,367
	O. C.						
Totals.....		46,928		46,928	46,257	110	46,367
Books, pamphlets, maps, &c.	G. B.	23,452	4,804	28,256	37,733	2,406	40,139
	U. S.	49,659	33,651	83,310	52,400	34,258	86,658
	O. C.	22,425	1,163	23,588	51,083	851	51,934
Totals.....		95,536	39,618	135,154	141,216	37,515	178,731

SESSIONAL PAPER No. 10

Canada (both Home and Foreign Produce), during the Fiscal Years ended June 30, 1899 United States, and to all Other Countries. (*From Canadian Returns*).

U. S., United States ; O. C., Other Countries.

Value, 1901.			Value, 1902.			Value, 1903.		
Home Produce.	Foreign Produce.	Total.	Home Produce.	Foreign Produce.	Total.	Home Produce.	Foreign Produce.	Total.
\$	\$	\$	\$	\$	\$	\$	\$	\$
8,028,476		8,028,476	9,742,738		9,742,738	10,842,438		10,842,438
891,340	4,298	895,638	787,864	35,811	823,675	292,288	27,630	319,918
144,746		144,746	133,217		133,217	207,906		207,906
9,064,562	4,298	9,068,860	10,663,819	35,811	10,699,630	11,342,632	27,630	11,370,262
230,295	1,070	231,362	435,155		435,155	224,845		224,845
327,294	164,558	491,855	345,048	307,255	652,303	340,239	442,487	782,726
352,684		352,684	676,970		676,970	30,837		30,837
910,273	165,628	1,075,901	1,457,173	307,255	1,764,428	595,921	442,487	1,038,408
435,335		435,335	525,336		525,336	656,887		656,887
1,158,069	3,029	1,161,098	908,892	13,245	922,137	961,109	3,193	964,302
32,298		32,298	49,298		49,298	37,685		37,685
1,625,702	3,029	1,628,731	1,483,526	13,245	1,496,771	1,655,681	3,193	1,658,874
						700		700
5,854		5,854	81,456	60	81,516	313,790	2,607	316,397
2,447		2,447	2,563		2,563	5,272		5,272
8,301		8,301	84,019	60	84,079	319,762	2,607	322,369
36,555		36,555	2,046		2,046	774		774
42,594	42,727	85,321	44,430	11,432	55,862	55,020	7,063	62,083
5,942		5,942	4,100		4,100	2,806		2,806
85,091	42,727	127,818	50,576	11,432	62,008	58,600	7,063	65,663
8,730,661	1,070	8,731,731	10,705,275		10,705,275	11,725,644		11,725,644
2,425,151	214,612	2,639,763	2,167,690	367,803	2,535,493	1,962,446	482,980	2,445,426
538,117		538,117	866,148		866,148	284,506		284,506
11,693,929	215,682	11,909,611	13,739,113	367,803	14,106,916	13,972,596	482,980	14,455,576
39,710		39,710	40,927		40,927	34,652		34,652
75,188	139	75,327	91,079		91,079	79,379	5	79,384
5,457		5,457	1,792		1,792	3,295		3,295
120,355	139	120,494	133,798		133,798	117,326	5	117,331
3,034		3,034	58		58			
30,726		30,726	29,483		29,483	32,107		32,107
5,108		5,108				121		121
38,868		38,868	29,541		29,541	32,228		32,228
44,970	2,471	47,421	25,614	1,887	27,501	44,988	7,025	52,013
62,968	34,069	97,037	85,823	46,706	132,529	80,512	45,064	125,586
18,785	1,457	20,242	22,721	1,495	24,216	28,029	4,021	32,040
126,723	37,977	164,700	134,158	50,088	184,246	153,529	56,110	209,639

3-4 EDWARD VII., A. 1904

No. 18.—STATEMENT of the Values of the Principal and

ARTICLES.	Countries.	Value, 1899.			Value, 1900.		
		Home Produce.	Foreign Produce.	Total.	Home Produce.	Foreign Produce.	Total.
		£	£	£	£	£	£
Bread-stuffs:—							
Biscuits, sweetened, &c.	G. B.	186		186	5		5
	U. S.	1,732		1,732	3,766	1,235	5,001
	O. C.	21,734		21,734	17,706	30	17,736
Totals		23,652		23,652	21,477	1,265	22,742
Other, N.E.S.							
	G. B.	35,942	4	35,946	22,230		22,230
	U. S.		40	40			
	O. C.		10,745	10,745		536	536
Totals		35,942	10,789	46,731	22,230	536	22,766
Grain:—							
Barley	G. B.	50,664	69,479	120,143	810,917	126,804	937,721
	U. S.	59,158		59,158	77,754		77,754
	O. C.	218		218	121,754	63,623	185,377
Totals		110,040	69,479	179,519	1,010,425	190,427	1,200,852
Beans							
	G. B.	42,233		42,233	17,700		17,700
	U. S.	15,145	203	15,348	99,341	489	99,830
	O. C.	181,637		181,637	217,845	167	218,012
Totals		239,035	203	239,238	334,886	656	335,542
Indian corn							
	G. B.	41,523	5,246,610	5,288,133		4,286,158	4,286,158
	U. S.	297		297	1		1
	O. C.	6,992	1,116,073	1,123,065	1,182	471,437	472,619
Totals		48,812	6,362,683	6,411,495	1,183	4,757,595	4,758,778
Oats							
	G. B.	2,811,112	215,423	3,026,535	1,866,521	193,526	2,060,647
	U. S.	38,726	1,493	40,219	38,935	23,988	62,923
	O. C.	418,550	51,633	470,183	237,723	128,355	366,078
Totals		3,268,388	268,549	3,536,937	2,143,179	345,869	2,489,048
Pease, whole							
	G. B.	1,624,773	5,178	1,629,951	1,694,135	13,387	1,707,522
	U. S.	71,504	20	71,584	86,226		86,226
	O. C.	135,768		135,768	209,416		209,416
Totals		1,832,105	5,198	1,837,303	1,989,777	13,387	2,003,164
Pease, split							
	G. B.	26,419		26,419	48,995		48,995
	U. S.	1,756		1,756	1,747		1,747
	O. C.	95,318		95,318	104,952		104,952
Totals		123,493		123,493	155,694		155,694
Rye							
	G. B.	195,791	239,556	435,347	278,228	56,613	334,841
	U. S.	653		653	1,058		1,058
	O. C.	3	136,590	136,593			
Totals		196,447	376,146	572,593	279,286	56,613	335,899

SESSIONAL PAPER No. 10

Other Articles Exported from Canada, &c.—Continued.

Value, 1901.			Value, 1902.			Value, 1903.		
Home Produce.	Foreign Produce.	Total.	Home Produce.	Foreign Produce.	Total.	Home Produce.	Foreign Produce.	Total.
\$	\$	\$	\$	\$	\$	\$	\$	\$
138	138	127	127	564	564
6,171	591	6,762	6,793	934	7,727	5,404	72	5,476
22,191	75	22,266	22,323	22,323	27,531	27,531
28,500	666	29,166	29,243	934	30,177	33,499	72	33,571
19,140	13	19,153	20,546	200	20,746	18,921	18,921
61	11,818	11,879	2,158	2,158	157	168	325
.....	201	201	237	237	541	541
19,201	12,032	31,233	20,546	2,595	23,141	19,078	709	19,787
947,964	49,218	997,182	172,028	172,028	291,032	291,032
85,927	85,927	9,499	9,499	17,148	17,148
89,164	946	90,110	49,672	49,672	149,053	149,053
1,123,055	50,164	1,173,219	231,199	231,199	457,233	457,233
11,049	11,049	9,477	9,477	7,327	7,327
338,261	485	338,746	185,921	185,921	53,865	152	54,017
68,851	164	69,015	30,415	30,415	18,429	28	18,457
418,161	649	418,810	225,813	225,813	79,621	180	79,801
.....	4,744,317	4,744,317	111,970	1,036,090	1,148,060	27,726	935,556	963,282
670	670	1,730	150	1,880	1,057	1,016	2,073
33	762,225	762,258	4,863	132,986	137,849	7,542	112,704	120,246
703	5,506,542	5,507,245	118,563	1,169,226	1,287,789	36,325	1,049,276	1,085,601
1,996,298	358,770	2,355,068	1,401,150	30,029	1,431,179	1,861,661	47,570	1,909,231
18,598	260	18,858	60,930	1,392	62,322	39,062	2,165	41,227
475,625	254,024	729,649	590,479	20,903	611,382	682,428	682,428
2,490,521	613,054	3,103,575	2,052,559	52,324	2,104,883	2,583,151	49,735	2,632,886
1,991,247	8,682	1,999,929	1,105,814	7,000	1,112,814	476,714	476,714
117,614	117,614	145,102	145,102	210,033	3	210,036
373,388	373,388	331,848	1,822	333,670	365,996	3,520	369,516
2,482,249	8,682	2,490,931	1,582,764	8,822	1,591,586	1,052,743	3,523	1,056,266
70,824	70,824	104,776	104,776	Included with 'Pease, whole,' subsequent to 1902.		
976	160	1,136	24,924	24,924			
120,663	531	121,194	93,254	93,254			
192,463	691	193,154	222,954	222,954
327,472	208,417	535,889	227,469	215,756	443,225	179,664	420,920	600,584
4	4	6	6
97,401	74,862	172,263	12,815	28,027	40,842	90,288	10,416	100,704
424,877	283,279	708,156	240,290	243,783	484,073	269,952	431,336	701,288

3-4 EDWARD VII., A. 1904

No. 18.—STATEMENT of the Values of the Principal and

ARTICLES.	Countries.	Value, 1899.			Value, 1900.		
		Home Produce.	Foreign Produce.	Total.	Home Produce.	Foreign Produce.	Total.
Breadstuffs— <i>Con.</i>		\$	\$	\$	\$	\$	\$
Grain— <i>Con.</i>							
Wheat.....	G. B.	7,458,538	6,169,127	13,627,665	11,350,942	4,182,344	15,533,286
	U. S.	12,643		12,643	58,305		58,305
	O. C.	313,306	90,358	403,664	586,241	191,057	777,298
Totals.....		7,784,487	6,259,485	14,043,972	11,995,488	4,373,401	16,368,889
All other grain.....	G. B.	97,972		97,972	63,086		63,086
	U. S.	4,618		4,618	3,456		3,456
	O. C.	79,973		79,973	80,773		80,773
Totals.....		182,563		182,563	147,315		147,315
Grain products—							
Bran.....	G. B.	120,936		120,936	100,044		100,044
	U. S.	36,418	1,000	37,418	34,966		34,966
	O. C.	9,766		9,766	10,196		10,196
Totals.....		167,120	1,000	168,120	145,206		145,206
Cornmeal.....	G. B.						
	U. S.				1		1
	O. C.	3,907	54	3,961	2,495		2,495
Totals.....		3,907	54	3,961	2,496		2,496
Oatmeal.....	G. B.	384,012		384,012	456,843		456,843
	U. S.	518		518	801		801
	O. C.	12,038		12,038	17,347		17,347
Totals.....		396,568		396,568	474,991		474,991
Flour of wheat.....	G. B.	2,097,773	4,488	2,102,261	1,665,708		1,665,708
	U. S.	19,582	5,964	25,546	12,993	958	13,951
	O. C.	987,933	30,134	1,018,067	1,113,184	7,504	1,120,688
Totals.....		3,105,288	40,586	3,145,874	2,791,885	8,462	2,800,347
Malt.....	U. S.	375	3	378			
	O. C.	2,948		2,948	10,939		10,939
Totals.....		3,323	3	3,326	10,939		10,939
All other grain products.	G. B.	2,530		2,530	12,426		12,426
	U. S.	274	543	817	1,963		1,963
	O. C.	1,941		1,941	836		836
Totals.....		4,745	543	5,288	15,225		15,225
Recapitulation, breadstuffs.....	G. B.	14,990,404	11,949,865	26,940,269	18,387,780	8,858,832	27,246,612
	U. S.	263,459	9,266	272,725	421,313	26,670	447,983
	O. C.	2,272,052	1,435,587	3,707,639	2,732,589	862,709	3,595,298
Grand totals.....		17,525,915	13,394,718	30,920,633	21,541,682	9,748,211	31,289,893

SESSIONAL PAPER No. 10

Other Articles Exported from Canada, &c.—Continued.

Value, 1901.			Value, 1902.			Value, 1903.		
Home Produce.	Foreign Produce.	Total.	Home Produce.	Foreign Produce.	Total.	Home Produce.	Foreign Produce.	Total.
\$	\$	\$	\$	\$	\$	\$	\$	\$
6,112,230	5,992,654	12,104,884	18,024,257	6,077,853	24,102,110	22,999,745	3,864,963	26,864,708
34,989	34,989	9,161	9,161	536,264	536,264
724,720	758,337	1,483,057	654,674	1,644,156	2,298,830	1,030,694	657,115	1,687,809
6,871,939	6,750,991	13,622,930	18,688,092	7,722,009	26,410,101	24,566,703	4,522,078	29,088,781
94,548	94,548	87,948	87,948	67,900	67,900
2,217	2,217	7,897	7,897	1,609	1,609
132,906	132,906	95,657	95,657	109,184	109,184
229,671	229,671	191,502	191,502	178,693	178,693
63,499	887	64,386	61,920	61,920	93,292	93,292
137,957	83	138,040	147,209	30	147,239	91,048	130	91,178
40,789	40,789	28,019	28,019	57,630	57,630
242,245	970	243,215	237,148	30	237,178	241,970	130	242,100
247	247	1,840	1,840
.....	81	81	88	68	156
1,391	1,391	4,369	4,369	3,065	130	3,195
1,638	81	1,719	4,369	4,369	4,993	198	5,191
453,326	453,326	329,042	329,042	480,458	1,147	481,605
330	330	2,442	2,442	888	888
14,151	14,151	12,848	12,848	55,656	55,656
467,807	467,807	344,332	344,332	537,002	1,147	538,149
2,702,132	2,702,132	2,290,056	2,290,056	2,338,667	2,338,667
43,579	15,150	58,729	37,455	198	37,653	68,216	908	69,124
1,269,515	370	1,269,885	1,641,339	87	1,641,426	2,292,260	600	2,292,860
4,015,226	15,520	4,030,746	3,968,850	285	3,969,135	4,699,143	1,508	4,700,651
.....	116	116
3,563	3,563	5,590	5,590	7,415	7,415
3,563	3,563	5,706	5,706	7,415	7,415
24,774	24,774	39,317	39,317	17,906	3,564	21,470
2,973	316	3,289	6,593	541	7,134	1,154	4	1,158
3,384	3,384	5,479	15	5,494	7,163	7,163
31,131	316	31,447	51,389	556	51,945	26,223	3,568	29,791
14,814,888	11,362,958	26,177,846	23,985,897	7,366,928	31,352,825	28,863,417	5,273,720	34,137,137
790,327	28,944	819,271	645,778	5,403	651,181	1,025,993	4,686	1,030,679
3,437,735	1,851,735	5,289,470	3,583,644	1,828,233	5,411,877	4,904,334	785,054	5,689,388
19,042,950	13,243,637	32,286,587	28,215,319	9,200,564	37,415,883	34,793,744	6,063,460	40,857,204

3-4 EDWARD VII., A. 1904

No. 18.—STATEMENT of the Values of the Principal and

ARTICLES.	Countries.	Value, 1899.			Value, 1900.		
		Home Produce.	Foreign Produce.	Total.	Home Produce.	Foreign Produce.	Total.
		§	§	§	§	§	§
Carriages, carts, wagons, &c.	G. B..	23,625	2,239	25,864	15,319	330	15,649
	U. S..	17,563	44,679	62,242	17,639	17,722	35,361
	O. C..	266,262	7,568	273,830	204,026	602	204,628
Totals		307,450	54,486	361,936	236,984	18,654	255,638
Clothing and wearing apparel	G. B..	5,468	1,671	7,139	28,283	2,898	31,181
	U. S..	19,643	3,828	23,471	29,193	14,213	43,406
	O. C..	14,589	2,818	17,407	113,608	2,177	115,785
Totals		39,700	8,317	48,017	171,084	19,288	190,372
Coal, coke, &c.— Bituminous coal.....	G. B..	62,695		62,695	64,078	60	64,138
	U. S..	3,038,249	154,750	3,192,999	4,026,605	170,736	4,197,341
	O. C..	461,850	1,282	463,132	508,919	1,043	509,962
Totals.....		3,562,794	156,032	3,718,826	4,599,602	171,839	4,771,441
Charcoal.....	G. B..	2,481		2,481	2,458		2,458
	U. S..	4,299		4,299	379		379
	O. C..	60		60			
Totals.....		6,840		6,840	2,837		2,837
Other	G. B..						
	U. S..	14,250	800	15,050	19,758		19,758
	O. C..	1,484		1,484	14,078		14,078
Totals.....		15,734	800	16,534	33,836		33,836
Recapitulation, coal, coke, &c.	G. B..	65,176		65,176	66,536	60	66,596
	U. S..	3,036,798	155,550	3,212,348	4,046,742	170,736	4,217,478
	O. C..	463,394	1,282	464,676	522,997	1,043	524,040
Grand totals.....		3,585,368	156,832	3,742,200	4,636,275	171,839	4,808,114
Cordage, rope and twine.....	G. B..	94,871		94,871	137,394		137,394
	U. S..	27,053	4,046	31,099	26,109	1,120	27,229
	O. C..	12,598	2,602	15,200	13,213	5,573	18,786
Totals		134,522	6,648	141,170	176,716	6,693	183,409
Cotton and manufactures of.	G. B..	35,969	3,861	39,830	51,853	1,893	53,746
	U. S..	102,691	6,198	108,889	144,782	8,073	152,855
	O. C..	314,173	1,118	315,291	274,804	1,940	276,744
Totals		452,833	11,177	464,010	471,439	11,906	483,345
Drugs, dyes, chemicals, medi- cines, &c.— Dye stuffs	G. B..	268	73	341	300		300
	U. S..	4,751	9,114	13,865	563	2,773	3,336
	O. C..	393	125	518	1,192	325	1,517
Totals.....		5,412	9,312	14,724	2,055	3,098	5,153

SESSIONAL PAPER No. 10

Other Articles Exported from Canada, &c.—Continued.

Value, 1901.			Value, 1902.			Value, 1903.		
Home Produce.	Foreign Produce.	Total.	Home Produce.	Foreign Produce.	Total.	Home Produce.	Foreign Produce.	Total.
\$	\$	\$	\$	\$	\$	\$	\$	\$
69,650	666	70,316	62,706	5,226	67,932	93,106	105	23,211
19,055	19,668	38,723	42,160	33,002	75,162	19,091	40,721	59,812
369,392	12,869	382,261	375,873	8,759	384,632	209,443	18,229	227,672
458,097	33,203	491,300	480,739	46,987	527,726	251,640	59,055	310,695
282,512	6,676	289,188	13,573	1,170	14,743	20,761	10,606	31,367
31,986	13,516	45,502	46,673	10,294	56,967	47,775	16,387	64,162
327,498	1,923	329,421	37,667	1,078	38,745	43,748	1,707	45,455
641,996	22,115	664,111	97,913	12,542	110,455	112,284	28,700	140,984
473,539		473,539	46,911		46,911	92,119	15	92,134
4,418,503	128,558	4,547,061	4,318,681	58,569	4,377,250	4,640,064	61,595	4,701,659
415,018	3,285	418,303	501,496	8,603	510,099	720,251	1,319	721,570
5,307,060	131,843	5,438,903	4,867,088	67,172	4,934,260	5,452,434	62,929	5,515,363
4,395		4,395	2,710		2,710	1,400		1,400
2,016		2,016	1,803	1,238	3,041	17,549	3	17,552
1,599		1,599	2,834		2,834			
8,010		8,010	7,347	1,238	8,585	18,949	3	18,952
5		5						
192,830		192,830	184,116	26	184,142	130,674	446	131,120
85		85	458		458	154		154
192,920		192,920	184,574	26	184,600	130,828	446	131,274
477,939		477,939	49,621		49,621	93,519	15	93,534
4,613,349	128,558	4,741,907	4,504,600	59,833	4,564,433	4,788,287	62,044	4,850,331
416,702	3,285	419,987	504,788	8,603	513,391	720,405	1,319	721,724
5,507,990	131,843	5,639,833	5,059,009	68,436	5,127,445	5,602,211	63,378	5,665,589
119,625	11,985	131,610	29,010	154	29,164	20,235	517	20,752
9,186	2,526	11,712	155,823	2,742	158,565	88,273	6,480	94,753
28,276	3,428	31,704	65,564	3,603	69,167	43,718	5,807	49,525
157,087	17,939	175,026	250,397	6,499	256,896	152,226	12,804	165,030
55,177	8,176	63,353	81,888	84,924	166,812	81,856	2,252	84,108
163,788	68,886	232,674	104,643	178,881	283,524	102,193	11,066	113,259
356,160	2,354	358,514	772,432	3,911	776,343	480,134	1,439	481,573
575,125	79,416	654,541	958,963	267,716	1,226,679	664,183	14,757	678,940
383	240	623	3,468		3,468	207		207
1,396	3,483	4,879	5,248	16,748	21,996	6,582	21,706	28,288
1,678	1,256	2,934	1,951	99	2,050	1,056	2,922	3,978
3,457	4,979	8,436	10,667	16,847	27,514	7,845	24,628	32,473

3-4 EDWARD VII., A. 1904

No. 18.—STATEMENT of the Values of the Principal and Other

ARTICLES.	Countries.	Value, 1899.			Value, 1900.		
		Home Produce.	Foreign Produce.	Total.	Home Produce.	Foreign Produce.	Total.
		§	§	§	§	§	§
Drugs, chemicals, etc.— <i>Con.</i> Extract of hemlock bark...	G. B.	77,607		77,607	64,389		64,389
	U. S.						
	O. C.				16		16
Totals.....		77,607		77,607	64,405		64,405
All other.....	G. B.	36,508	1,893	38,401	114,622	634	115,256
	U. S.	36,127	121,484	157,611	43,094	75,640	118,734
	O. C.	92,274	2,770	95,044	92,190	1,254	93,444
Totals.....		164,909	126,147	291,056	249,906	77,528	327,434
<i>Recap., drugs, chemicals, etc.</i>	G. B.	114,383	1,966	116,349	179,311	634	179,945
	U. S.	40,878	130,598	171,476	43,657	78,413	122,070
	O. C.	92,667	2,895	95,562	93,398	1,579	94,977
Grand totals.....		247,928	135,459	383,387	316,366	80,626	396,992
Fertilizers.....	G. B.	8,450		8,450			
	U. S.	50,695	1,364	52,059	52,939		52,939
	O. C.	1,369		1,369	756		756
Totals.....		60,514	1,364	61,878	53,695		53,695
Fish and products of, N.E.S.— Codfish, including haddock, ling and pollock, dry salted.....	G. B.	74,582		74,582	81,114	1,590	82,704
	U. S.	539,471	11,581	551,052	638,276	13,281	651,557
	O. C.	2,088,501	23,299	2,111,800	2,275,293	31,792	2,307,085
Totals.....		2,702,554	34,880	2,737,434	2,994,683	46,663	3,041,346
Herrings, fresh and frozen.	G. B.						
	U. S.	29,832	1,800	31,632	48,700	4,250	52,950
	O. C.						
Totals.....		29,832	1,800	31,632	48,700	4,250	52,950
Herrings, pickled.....	G. B.	364		364	1,835		1,835
	U. S.	42,084	175	42,259	59,543		59,543
	O. C.	144,250		144,250	128,633		128,633
Totals.....		186,698	175	186,873	190,011		190,011
Herrings, smoked.....	G. B.	2,021		2,021	3,388		3,388
	U. S.	64,745		64,745	82,705		82,705
	O. C.	22,131		22,131	17,840		17,840
Totals.....		88,897		88,897	103,933		103,933

SESSIONAL PAPER No. 10

Articles Exported from Canada, &c.—Continued.

Value, 1901.			Value, 1902.			Value, 1903.		
Home Produce.	Foreign Produce.	Total.	Home Produce.	Foreign Produce.	Total.	Home Produce.	Foreign Produce.	Total.
\$	\$	\$	\$	\$	\$	\$	\$	\$
52,190	52,190	66,814	66,814	53,376	53,376
2,757	2,757	1,408	1,408	293	293
2,374	2,374	4,018	4,018	4,690	4,690
57,321	57,321	72,240	72,240	58,359	58,359
121,050	6,683	127,733	114,122	11,206	125,328	120,788	2,523	123,311
156,212	306,145	462,357	294,916	429,095	724,011	298,395	523,261	821,656
91,294	5,117	96,411	129,192	3,646	132,838	204,247	19,513	223,760
368,556	317,945	686,501	538,230	443,947	982,177	623,430	545,297	1,168,727
173,623	6,923	180,546	184,404	11,206	195,610	174,371	2,523	176,894
160,365	309,628	469,993	301,572	445,843	747,415	305,270	544,967	850,237
95,346	6,373	101,719	135,161	3,745	138,906	209,993	22,435	232,428
429,334	322,924	752,258	621,137	460,794	1,081,931	689,634	569,925	1,259,559
37,706	171	37,877	63,710	50	63,760	150	150
120	120	1	1	96,888	235	97,123
37,826	171	37,997	63,711	50	63,761	19,221	19,221
61,023	61,023	122,119	122,119	115,555	115,555
669,807	253	670,060	724,484	13,443	737,927	600,352	113	600,465
2,030,651	1,626	2,032,277	2,315,071	24,751	2,339,822	2,620,993	16,348	2,637,341
2,761,481	1,879	2,763,360	3,161,674	38,194	3,199,868	3,336,900	16,461	3,353,361
103,066	3,500	106,566	149,741	149,741	102,039	102,039
13	13	140	140	294	294
103,079	3,500	106,579	149,881	149,881	102,333	102,333
6,735	6,735	6,747	6,747	4,335	4,335
83,359	83,359	99,174	5	99,179	70,659	12	70,671
166,835	2,802	169,637	187,731	367	188,098	174,463	10	174,473
256,929	2,802	259,731	293,652	372	294,024	249,457	22	249,479
1,011	1,011	1,560	1,560	1,423	1,423
37,713	651	38,364	58,769	58,769	60,893	60,893
12,250	2	12,252	15,081	15,081	15,464	15,464
50,974	653	51,627	75,410	75,410	77,780	77,780

3-4 EDWARD VII., A. 1904

No. 18.—STATEMENT of the Values of the Principal and

ARTICLES.	Countries.	Value, 1899.			Value, 1900.		
		Home Produce.	Foreign Produce.	Total.	Home Produce.	Foreign Produce.	Total.
		£	£	£	£	£	£
Fish and products of— <i>Con.</i>							
Lobsters, fresh.....	G. B.	383		383			
	U. S.	367,159		367,159	305,493		305,493
	O. C.	16		16			
Totals.....		367,558		367,558	305,493		305,493
Lobsters, canned.....	G. B.	927,850	1,595	929,445	760,026		760,026
	U. S.	703,444		703,444	977,094		977,094
	O. C.	688,766		688,766	635,739		635,739
Totals.....		2,320,060	1,595	2,321,655	2,372,859		2,372,859
Mackerel, fresh.....	U. S.	86,375		86,375	26,922		26,922
	O. C.	165		165	28		28
Totals.....		86,540		86,540	26,950		26,950
Mackerel, pickled.....	G. B.						
	U. S.	153,431		153,431	135,702		135,702
	O. C.	16,334		16,334	20,125	1,017	21,142
Totals.....		169,765		169,765	155,827	1,017	156,844
Salmon, fresh.....	G. B.	4,245		4,245	32,045		32,045
	U. S.	89,113		89,113	91,058		91,058
	O. C.	67	14	81	19,135		19,135
Totals.....		93,425	14	93,439	142,238		142,238
Salmon, canned.....	G. B.	2,296,292		2,296,292	2,645,898	2,500	2,648,398
	U. S.	46,719		46,719	18,973		18,973
	O. C.	64,470		64,470	218,459		218,459
Totals.....		2,407,481		2,407,481	2,883,330	2,500	2,885,830
Fish, all other, fresh.....	G. B.	182		182			
	U. S.	833,426	31	833,457	1,066,084		1,066,084
	O. C.	815		815	416		416
Totals.....		834,423	31	834,454	1,066,500		1,066,500
All other fish.....	G. B.	6,118		6,118	6,189		6,189
	U. S.	180,333	1,521	181,854	190,823	734	191,557
	O. C.	92,980	1,590	94,570	93,292	525	93,817
Totals.....		279,431	3,111	282,542	290,304	1,259	291,563
Recapitulation, fish.....	G. B.	3,312,037	1,595	3,313,632	3,530,495	4,090	3,534,585
	U. S.	3,136,132	15,108	3,151,240	3,641,373	18,265	3,659,638
	O. C.	3,118,495	24,903	3,143,398	3,408,960	33,334	3,442,294
Grand totals.....		9,566,664	41,606	9,608,270	10,580,828	55,689	10,636,517

SESSIONAL PAPER No. 10

Other Articles Exported from Canada, &c.—Continued.

Value, 1901.			Value, 1902.			Value, 1903.		
Home Produce.	Foreign Produce.	Total.	Home Produce.	Foreign Produce.	Total.	Home Produce.	Foreign Produce.	Total.
§	§	§	§	§	§	§	§	§
1,930		1,930	1,009		1,009			
299,257		299,257	364,185		364,185	398,267		398,267
260		260						
301,447		301,447	365,194		365,194	398,267		398,267
697,743		697,743	882,480		882,480	925,715		925,715
840,237		840,237	697,835		697,835	703,258		703,258
745,950		745,950	569,080		569,080	962,612		962,612
2,283,930		2,283,930	2,149,395		2,149,395	2,591,585		2,591,585
18,055		18,055	66,410		66,410	22,796		22,796
79		79	28		28	6		6
18,134		18,134	66,438		66,438	22,802		22,802
320		320	3,848		3,848	500		500
227,089		227,089	286,074	1,240	287,314	216,559		216,559
55,748		55,748	64,930		64,930	18,224		18,224
283,157		283,157	354,852	1,240	356,092	235,283		235,283
18		18	60,545		60,545	27,463		27,463
136,591		136,591	131,905		131,905	125,090		125,090
5,019		5,019	4,446		4,446	9,158		9,158
141,628		141,628	196,896		196,896	161,711		161,711
2,322,111		2,322,111	4,735,613		4,735,613	2,459,499		2,459,499
335,683	2	335,685	24,556		24,556	448	28	476
231,686		231,686	252,569		252,569	129,713	150	129,863
2,889,480	2	2,889,482	5,012,738		5,012,738	2,589,660	178	2,589,838
24		88	125		125			
1,208,058	14	1,208,074	1,261,897		1,261,897	1,138,234	2	1,138,236
5,531	16	5,531	989		989	1,098		1,098
1,213,613	30	1,213,643	1,263,011		1,263,011	1,139,332	2	1,139,334
11,429	56	11,485	4,246		4,246	4,123	99	4,222
227,197	1,159	228,356	263,952	3,133	267,085	290,262	2,962	293,224
127,636	544	128,180	166,837	27	166,864	196,282	125	196,407
366,262	1,759	368,021	435,035	3,160	438,195	490,667	3,186	493,853
3,102,344	70	3,102,414	5,818,292		5,818,292	3,538,613	99	3,538,712
4,186,112	5,581	4,191,693	4,128,982	17,821	4,146,803	3,728,857	3,117	3,731,974
3,381,658	4,974	3,386,632	3,576,902	25,145	3,602,047	4,128,307	16,633	4,144,940
10,670,114	10,625	10,680,739	13,524,176	42,966	13,567,142	11,395,777	19,849	11,415,626

3-4 EDWARD VII., A. 1904

No. 18.—STATEMENT of the Values of the Principal and

ARTICLES.	Countries.	Value, 1899.			Value, 1900.		
		Home Produce.	Foreign Produce.	Total.	Home Produce.	Foreign Produce.	Total.
		£	£	£	£	£	£
Flax, hemp and jute and manufactures of.....	G. B.	274		274			
	U. S.	127,824	8	127,832	329,714		329,714
	O. C.						
Totals		128,098	8	128,106	329,714		329,714
Fruits— Dried fruits.....	G. B.	38,135	230	38,365	22,597	512	23,109
	U. S.	28,048	549	28,597	7,363		7,363
	O. C.	363,888	2,276	366,164	181,867	7,705	189,572
Totals		430,071	3,055	433,126	211,827	8,217	220,044
Apples, green or ripe.....	G. B.	2,412,728	2,974	2,415,702	2,423,079		2,423,079
	U. S.	156,191	11	156,202	73,625	412	74,037
	O. C.	52,433	133	52,566	81,529	208	81,737
Totals		2,621,352	3,118	2,624,470	2,578,233	620	2,578,853
All other, including preserved fruit.....	G. B.	282,631	444	283,075	249,794	1,382	251,176
	U. S.	163,524	109,232	272,756	175,445	64,912	240,357
	O. C.	99,252	2,727	101,979	91,298	2,285	93,583
Totals		545,407	112,403	657,810	516,537	68,579	585,116
<i>Recapitulation, fruits.....</i>	G. B.	2,733,494	3,648	2,737,142	2,695,47	1,894	2,697,364
	U. S.	347,763	109,792	457,555	256,433	65,324	321,757
	O. C.	515,573	5,136	520,709	354,694	10,198	364,892
Grand totals.....		3,596,830	118,576	3,715,406	3,306,597	77,416	3,384,013
Furs and skins and manufactures of— Furs and skins of marine animals.....	G. B.	291,300		291,300	537,099		537,099
	U. S.	4,775		4,775	143		143
	O. C.						
Totals.....		296,075		296,075	537,242		537,242
Furs, dressed.....	G. B.	26,570		26,570	44,890		44,890
	U. S.	14,330	1,487	45,817	23,288	2,208	25,496
	O. C.	333	866	1,249	11,450		11,450
Totals		71,233	2,353	73,636	79,628	2,208	81,836
Furs, undressed.....	G. B.	1,138,690	197	1,138,887	1,438,210	1,315	1,439,525
	U. S.	337,936	15,187	353,123	287,400	9,472	296,872
	O. C.	7,378	5,093	12,471	1,728	1,500	3,228
Totals.....		1,484,004	20,477	1,504,481	1,727,338	12,287	1,739,625
Furs, all other.....	G. B.	2,145	30	2,175	524		524
	U. S.	9,978	10	9,988	1,769	10,341	12,110
	O. C.	149		149	415		415
Totals.....		12,272	40	12,312	2,708	10,341	13,049

SESSIONAL PAPER No. 10

Other Articles Exported from Canada, &c.—Continued.

Value, 1901.			Value, 1902.			Value, 1903.		
Home Produce.	Foreign Produce.	Total.	Home Produce.	Foreign Produce.	Total.	Home Produce.	Foreign Produce.	Total.
\$	\$	\$	\$	\$	\$	\$	\$	\$
64		64						
240,275	204	240,479	167,079	385	167,464	179,186	527	179,713
10		10				640		640
240,349	204	240,553	167,079	385	167,464	179,826	527	180,353
23,544		23,544	8,009		8,009	29,143	1,925	31,068
28,079	1,882	29,961	3,779	12,458	16,237	14,527	5,032	19,559
144,214	897	145,111	91,357	1,399	92,756	360,591	1,882	362,473
195,837	2,779	198,616	103,145	13,857	117,002	404,261	8,839	413,100
1,422,665		1,422,665	1,495,107	400	1,495,507	2,696,927	10	2,696,937
18,188	74	18,262	49,348	114	49,462	11,508	299	11,807
42,074	47	42,121	22,353		22,353	50,289	14	50,303
1,482,927	121	1,483,048	1,566,808	514	1,567,322	2,758,724	323	2,759,047
158,818	757	159,575	130,237	1,583	131,820	376,665	383	377,048
148,073	29,497	177,570	106,411	40,064	146,475	130,365	47,662	178,027
25,224	5,390	30,614	16,645	1,254	17,899	21,506	3,239	24,745
332,115	35,644	367,759	253,293	42,901	296,194	528,536	51,284	579,820
1,605,027	757	1,605,784	1,633,353	1,983	1,635,336	3,102,735	2,318	3,105,053
194,340	31,453	225,793	159,538	52,636	212,174	156,400	52,993	209,393
211,512	6,334	217,846	130,355	2,653	133,008	432,386	5,135	437,521
2,010,879	38,544	2,049,423	1,923,246	57,272	1,980,518	3,691,521	60,446	3,751,967
260		260	527,788		527,788	347,480		347,480
322		322	5,602		5,602	2,504	6,153	8,657
			5,140		5,140	869		869
582		582	538,530		538,530	350,853	6,153	357,006
7,630	550	8,180	15,996	1,000	16,996	6,953	1,500	8,453
25,923	1,386	27,309	5,270	1,014	6,284	21,515	4,101	25,616
	69	69	174	109	283			
33,553	2,005	35,558	21,440	2,123	23,563	28,468	5,601	34,069
1,237,869	9,250	1,247,119	1,114,533	2,242	1,116,775	1,437,666	1,650	1,439,316
368,307	7,801	376,168	648,028	15,029	663,057	819,265	25,204	844,469
6,042		6,042	12,877	150	13,027	113,099	2,082	115,181
1,612,278	17,051	1,629,329	1,775,438	17,421	1,792,859	2,370,030	28,936	2,398,966
3,633		3,633	7,978	131	8,109	4,169	156	4,325
7,873	911	8,784	6,423	1,875	8,298	10,994	3,282	14,276
1,628	534	2,162	1,821	359	2,180	2,026		2,026
13,134	1,445	14,579	16,222	2,365	18,587	17,189	3,438	20,627

3-4 EDWARD VII., A. 1904

No. 18.—STATEMENT of the Values of the Principal and

ARTICLES.	Countries.	Value, 1899.			Value, 1900.		
		Home Produce.	Foreign Produce.	Total.	Home Produce.	Foreign Produce.	Total.
		§	§	§	§	§	§
<i>Recapitulation, furs</i>	G. B.	1,458,705	227	1,458,932	2,020,723	1,315	2,022,038
	U. S.	397,019	16,684	413,703	312,600	22,021	334,621
	O. C.	7,910	5,959	13,869	13,593	1,500	15,093
Grand totals		1,863,634	22,870	1,886,504	2,346,916	24,836	2,371,752
Grasses, fibres and mfrs. of— (Straw)	G. B.						
	U. S.	2,640		2,640	7,346		7,346
	O. C.	87		87	304		304
Totals		2,727		2,727	7,650		7,650
Gutta percha, India rubber and mfrs. of.	G. B.	23,290	200	23,490	14,392	330	14,722
	U. S.	85,084	6,505	91,589	108,811	3,003	111,814
	O. C.	24,958	405	25,363	47,245	275	47,520
Totals		133,332	7,110	140,442	170,448	3,608	174,056
Hay	G. B.	258,604		258,604	378,946		378,946
	U. S.	118,274		118,274	715,594	10	715,604
	O. C.	34,753		34,753	319,569		319,569
Totals		411,631		411,631	1,414,109	10	1,414,119
Hair and mfrs. of.	G. B.	9,584		9,584	9,930		9,930
	U. S.	33,018	7,347	40,365	43,277	17,761	61,038
	O. C.						
Totals		42,602	7,347	49,949	53,207	17,761	70,968
Hides and horns and skins, other than fur, and sheep pelts	G. B.	7,414		7,414	6,421		6,421
	U. S.	1,257,622	11,407	1,269,029	1,396,635	763	1,397,398
	O. C.	3,449		3,449	3,283	100	3,383
Totals		1,268,485	11,407	1,279,892	1,406,339	863	1,407,202
Honey	G. B.	31,009		31,009	547		547
	U. S.	555		555	234	328	562
	O. C.	3		3			
Totals		31,567		31,567	781	328	1,109
Hops	G. B.	20,760	1,481	22,241	11,534		11,534
	U. S.	10	1,612	1,622		400	400
	O. C.	2,338		2,338	4,176	325	4,501
Totals		23,108	3,093	26,201	15,710	725	16,435
Junk, old, and oakum	G. B.	3,450		3,450	3,545		3,545
	U. S.	31,471	1,539	33,010	49,024	1,417	50,441
	O. C.	198	55	253	552	41	593
Totals		35,119	1,594	36,713	53,121	1,458	54,579

SESSIONAL PAPER No. 10

Other Articles Exported from Canada, &c.—Continued.

Value, 1901.			Value, 1902.			Value, 1903.		
Home Produce.	Foreign Produce.	Total.	Home Produce.	Foreign Produce.	Total.	Home Produce.	Foreign Produce.	Total.
\$	\$	\$	\$	\$	\$	\$	\$	\$
1,249,392	9,800	1,259,192	1,666,295	3,373	1,669,668	1,796,268	3,306	1,799,574
402,485	10,098	412,583	665,323	17,918	683,241	854,278	38,740	893,018
7,670	603	8,273	20,012	618	20,630	115,994	2,082	118,076
1,659,547	20,501	1,680,048	2,351,630	21,909	2,373,539	2,766,540	44,128	2,810,668
2,126		2,126	923		923	1,120		1,120
32,555		32,555	10,016		10,016	11,567		11,567
4,469		4,469	930		930	1,724		1,724
39,150		39,150	11,869		11,869	14,411		14,411
15,690		15,690	36,824	531	37,355	46,155	2,130	48,285
57,772	4,431	62,203	189,664	4,504	194,168	124,426	14,334	138,760
78,194	352	78,546	96,084	3	96,087	92,126	584	92,710
151,656	4,783	156,439	322,572	5,038	327,610	262,707	17,048	279,755
459,235		459,235	1,702,538	366	1,702,904	1,421,506		1,421,506
1,158,108	20	1,158,128	502,700	1,547	504,247	1,924,598	892	1,925,490
480,539		480,539	2,208,173		2,208,173	249,561		249,561
2,097,882	20	2,097,902	4,413,411	1,913	4,415,324	3,595,665	892	3,596,557
15,711		15,711	15,664		15,664	20,321		20,321
43,037	3,057	46,094	44,420	4,078	48,498	65,165	9,192	74,357
108		108	317		317			
58,856	3,057	61,913	60,401	4,078	64,479	85,486	9,192	94,678
173,873	728	174,601	32,600		32,600	77,666		77,666
2,046,809	20,795	2,067,604	1,667,396	34,046	1,701,442	1,890,577	7,644	1,898,221
6,533	700	7,233	3,188		3,188	3,637		3,637
2,227,215	22,223	2,249,438	1,703,184	34,046	1,737,230	1,971,880	7,644	1,979,524
1,732		1,732	601		601	1,264		1,264
498	119	617	930	560	1,496	682	29	711
	399	399	13		13	59		59
2,230	518	2,748	1,544	560	2,104	2,005	29	2,034
36,983		36,983	17,613		17,613	11,205		11,205
			1	1,090	1,091	4	1,669	1,673
987		987	206	79	285	120		120
37,970		37,970	17,820	1,169	18,989	11,329	1,669	12,998
12,411	353	12,764	130		130	332		332
57,126	510	57,636	26,673	920	27,593	38,607	246	38,853
1,061	158	1,219	27	333	360	568	301	869
70,598	1,021	71,619	26,830	1,253	28,083	39,507	547	40,054

3-4 EDWARD VII., A. 1904

No. 18.—STATEMENT of the Values of the Principal and

ARTICLES.	Countries.	Value, 1899.			Value, 1900.		
		Home Produce.	Foreign Produce.	Total.	Home Produce.	Foreign Produce.	Total.
		§	§	§	§	§	§
Leather and mfrs. of— Sole and upper, including leather N.E.S.	G. B.	1,449,499	700	1,450,199	1,406,029		1,406,029
	U. S.	18,548	5,242	23,790	19,636	4,974	24,610
	O. C.	68,989		68,989	109,775		109,775
Totals.....		1,536,136	5,942	1,542,078	1,535,440	4,974	1,540,414
Boots and shoes.....	G. B.	9,331		9,331	17,510		17,510
	U. S.	6,839	2,907	9,746	5,126	2,593	7,719
	O. C.	62,666		62,666	60,789	100	60,889
Totals.....		78,836	2,907	81,743	83,425	2,693	86,118
All other, N.E.S.	G. B.	45,689	553	46,242	169,543	1,089	170,632
	U. S.	14,202	5,296	19,498	20,546	8,686	29,232
	O. C.	6,420	16	6,436	62,676	435	63,111
Totals.....		66,311	5,865	72,176	252,765	10,210	262,975
<i>Recapitulation, leather</i>	G. B.	1,504,519	1,253	1,505,772	1,593,082	1,089	1,594,171
	U. S.	39,589	13,445	53,034	45,308	16,253	61,561
	O. C.	137,175	16	137,191	233,240	535	233,775
Grand totals.....		1,681,283	14,714	1,695,997	1,871,630	17,877	1,889,507
Lime.....	G. B.						
	U. S.	63,713		63,713	73,793		73,793
	O. C.	399	1	400	3,532	35	3,567
Totals.....		64,112	1	64,113	77,325	35	77,360
Metals and min. and mfrs. of Copper all kinds including copper ore.	G. B.	5,585		5,585			
	U. S.	917,394		917,394	1,387,388		1,387,388
	O. C.						
Totals.....		922,979		922,979	1,387,388		1,387,388
Gold and silver and mfrs. of Gold bearing quartz, nuggets, dust, &c.	G. B.	80		80	538		538
	U. S.	3,258,427		3,258,427	14,135,195		14,135,195
	O. C.	14,195		14,195	12,810		12,810
Totals.....		3,272,702		3,272,702	14,148,543		14,148,543
Silver and silver ore....	G. B.	1		1	3,496		3,496
	U. S.	2,630,280		2,630,280	1,350,537	2	1,350,559
	O. C.						
Totals.....		2,630,281		2,630,281	1,354,053	2	1,354,055
<i>Recapitulation, gold and sil- ver, &c.</i>	G. B.	81		81	4,034		4,034
	U. S.	5,888,707		5,888,707	15,485,752	2	15,485,754
	O. C.	14,195		14,195	12,810		12,810
Totals.....		5,902,983		5,902,983	15,502,596	2	15,502,598

SESSIONAL PAPER No. 10

Other Articles Exported from Canada, &c.—Continued.

Value, 1901.			Value, 1902.			Value, 1903.		
Home Produce.	Foreign Produce.	Total.	Home Produce.	Foreign Produce.	Total.	Home Produce.	Foreign Produce.	Total.
\$	\$	\$	\$	\$	\$	\$	\$	\$
1,817,979	2,114	1,820,093	1,803,859	1,803,859	2,014,647	638	2,015,285
41,428	6,306	47,734	16,464	830	17,294	18,836	3,029	21,865
107,556	107,556	90,945	90,945	135,532	135,532
1,966,963	8,420	1,975,383	1,911,268	830	1,912,098	2,169,015	3,667	2,172,682
35,103	287	35,390	53,875	163	54,038	23,464	25	23,489
13,105	8,725	21,830	15,092	5,983	21,075	10,436	7,620	18,056
160,934	5,434	166,368	110,555	106	110,661	110,804	116	110,920
269,142	14,446	223,588	179,522	6,252	185,774	144,704	7,761	152,465
165,813	77	165,890	176,198	5,877	182,075	24,202	648	24,850
63,582	7,026	70,608	21,584	4,841	26,425	16,314	9,587	25,901
17,575	160	17,735	13,391	13,391	11,403	606	12,009
246,970	7,263	254,233	211,173	10,718	221,891	51,919	10,841	62,760
2,018,895	2,478	2,021,373	2,033,932	6,040	2,039,972	2,062,313	1,311	2,063,624
118,115	22,057	140,172	53,140	11,654	64,794	45,586	20,236	65,822
286,065	5,594	291,659	214,891	106	214,997	257,739	722	258,461
2,423,075	30,129	2,453,204	2,301,963	17,800	2,319,763	2,365,638	22,269	2,387,907
3,442	3,442
63,273	72	63,345	85,957	84	86,041	96,912	96,912
16,724	3	16,727	25,953	40	25,993	30,880	30,880
83,439	75	83,514	111,910	124	112,034	127,792	127,792
.....	1,015	1,015	340,712	340,712	173,116	173,116
2,659,261	2,659,261	2,649,650	2,649,650	2,734,589	2,734,589
.....	63	63
2,659,261	1,015	2,660,276	2,990,362	63	2,990,425	2,907,705	2,907,705
181,125	181,125	55	55	1,923	1,923
24,231,890	24,231,890	19,660,485	16,589	19,677,074	16,430,850	53,292	16,484,142
32,141	32,141	7,475	7,475	4,755	4,755
24,445,156	24,445,156	19,668,015	16,589	19,684,604	16,437,528	53,292	16,490,820
.....
2,379,950	2,379,950	2,055,428	2,055,428	1,802,690	1,902	1,804,592
40,800	40,800
2,420,750	2,420,750	2,055,428	2,055,428	1,802,690	1,902	1,804,592
.....
181,125	181,125	55	55	1,923	1,923
26,611,840	26,611,840	21,715,913	16,589	21,732,502	18,233,540	55,194	18,288,734
72,941	72,941	7,475	7,475	4,755	4,755
26,865,906	26,865,906	21,723,443	16,589	21,740,032	18,240,218	55,194	18,295,412

3-4 EDWARD VII., A. 1904

No. 18.—STATEMENT of the Values of the Principal and

ARTICLES.	Countries.	Value, 1899.			Value, 1900.		
		Home Produce.	Foreign Produce.	Total.	Home Produce.	Foreign Produce.	Total.
Metals and minerals and manufactures of— <i>Con.</i>		\$	\$	\$	\$	\$	\$
Iron and steel and mfrs. of Agricultural implements.	G. B.	602,875	602,875	474,532	474,532
	U. S.	9,590	3,677	13,267	9,590	1,411	11,001
	O. C.	1,251,063	78	1,251,081	1,208,033	15	1,208,048
Totals.....		1,863,468	3,755	1,867,223	1,692,155	1,426	1,693,581
Machines and machinery.	G. B.	101,543	1,029	102,572	111,481	534	112,015
	U. S.	57,705	122,887	180,592	110,904	234,762	345,666
	O. C.	133,749	783	134,532	210,793	305	211,098
Totals.....		292,997	124,699	417,696	433,088	235,601	668,689
Sewing machines.....	G. B.	1,334	1,334	1,152	45	1,197
	U. S.	7,855	3,137	10,992	6,465	4,127	10,592
	O. C.	7,659	80	7,739	5,586	30	5,616
Totals.....		16,848	3,217	20,065	13,203	4,202	17,405
All other iron and steel.	G. B.	131,584	3,774	135,358	205,363	2,796	208,159
	U. S.	134,222	86,229	220,451	475,793	70,830	546,623
	O. C.	152,175	4,191	156,366	321,750	6,301	328,051
Totals.....		417,981	94,194	512,175	1,002,906	79,927	1,082,833
<i>Recapitulation, iron and steel and manufactures of.</i>	G. B.	837,336	4,803	842,139	792,528	3,375	795,903
	U. S.	209,372	215,930	425,302	602,752	311,130	913,882
	O. C.	1,544,586	5,132	1,549,718	1,746,072	6,651	1,752,723
Totals.....		2,591,294	225,865	2,817,159	3,141,352	321,156	3,462,508
Lead ore.....	G. B.	41,289	41,289
	U. S.	895,349	420	895,769	621,280	621,280
	O. C.	26,122	26,122
Totals.....		895,349	420	895,769	688,691	688,691
Tin and manufactures of..	G. B.	161	41	202	299	94	393
	U. S.	2,262	13,852	16,114	1,852	66,530	68,382
	O. C.	736	10,771	11,507	1,321	1,148	2,469
Totals.....		3,159	24,664	27,823	3,472	67,772	71,244
Miscellaneous metals, &c.— Asbestos.....	G. B.	66,623	66,623	70,749	70,749
	U. S.	361,401	361,401	322,984	322,984
	O. C.	25,152	25,152	97,176	97,176
Totals.....		453,176	453,176	490,909	490,909

SESSIONAL PAPER No. 10

Other Articles Exported from Canada, &c.—Continued.

Value, 1901.			Value, 1902.			Value, 1903.		
Home Produce.	Foreign Produce.	Total.	Home Produce.	Foreign Produce.	Total.	Home Produce.	Foreign Produce.	Total.
\$	\$	\$	\$	\$	\$	\$	\$	\$
375,594	40	375,634	378,229	378,229	448,668	448,668
35,085	2,035	37,120	18,159	5,583	23,742	29,468	9,806	39,274
1,332,267	4,844	1,336,811	1,418,342	487	1,418,829	1,806,768	1,582	1,811,350
1,742,946	6,619	1,749,565	1,814,730	6,070	1,820,800	2,284,904	14,388	2,299,292
143,980	9,172	153,152	70,333	1,498	71,831	145,259	5,852	151,111
113,522	176,081	289,603	60,333	176,584	236,917	110,110	193,652	303,762
202,248	14,296	216,544	249,221	2,480	251,701	247,377	4,097	251,474
459,750	199,549	659,299	379,887	180,562	560,449	502,746	203,601	706,347
2,411	2,411	356	356	2,557	29	2,586
11,483	2,266	13,749	11,864	3,259	15,123	11,643	3,714	15,357
2,618	227	2,845	8,422	19	8,441	12,729	12,729
16,512	2,493	19,005	20,642	3,278	23,920	26,929	3,743	30,672
251,139	11,345	262,484	1,123,133	4,920	1,128,053	210,529	24,346	234,875
574,539	144,317	718,856	1,956,069	228,677	2,184,746	3,031,979	281,515	3,313,494
298,287	10,041	308,328	301,895	7,591	309,486	228,670	35,799	264,469
1,123,965	165,703	1,289,668	3,381,097	241,188	3,622,285	3,471,178	341,660	3,812,838
773,124	20,557	793,681	1,572,051	6,418	1,578,469	807,031	30,227	837,240
734,629	324,699	1,059,328	2,046,425	414,103	2,460,528	3,183,200	488,687	3,671,887
1,835,420	29,108	1,864,528	1,977,880	10,577	1,988,457	2,295,544	44,478	2,340,022
3,343,173	374,364	3,717,537	5,596,356	431,098	6,027,454	6,285,757	563,392	6,849,149
3,931	3,931	19,500	19,500	250	250
2,272,830	2,272,830	708,065	43	708,108	383,827	383,827
240,323	240,323	161,753	8	161,761
2,517,084	2,517,084	889,318	51	889,369	384,077	384,077
1,993	175	2,168	65	66	131	3,256	220	3,476
6,194	42,330	48,524	7,968	68,633	76,601	22,353	17,157	39,510
6,294	2,165	8,459	18,491	3,024	21,515	45,500	2,377	47,967
14,481	44,670	59,151	26,524	71,723	93,247	71,199	19,754	90,953
136,294	136,294	201,474	201,474	98,167	98,167
447,086	4,300	451,386	743,763	743,763	757,724	757,724
281,193	281,193	185,965	185,965	99,514	99,514
864,573	4,300	868,873	1,131,202	1,131,202	955,405	955,405

3-4 EDWARD VII., A. 1904

No. 18.—STATEMENT of the Values of the Principal and

ARTICLES.	Countries.	Value, 1899.			Value, 1900.		
		Home Produce.	Foreign Produce.	Total.	Home Produce.	Foreign Produce.	Total.
		\$	\$	\$	\$	\$	\$
Metals and minerals and manufactures of— <i>Con.</i>							
Miscellaneous metals— <i>Con.</i>							
Nickel, fine, contained in ore, matte or speiss....	G. B.						
	U. S.	994,537		994,537	1,040,498		1,040,498
Totals.....		994,537		994,537	1,040,498		1,040,498
All other miscellaneous metals, &c.....	G. B.	24,384	895	25,279	24,481	990	25,471
	U. S.	275,617	69,734	345,351	409,568	22,857	432,425
	O. C.	32,547	1,152	33,699	46,722	2,405	49,127
Totals.....		332,548	71,781	404,329	480,771	26,252	507,023
Recapitulation, miscellaneous metals, &c.	G. B.	91,007	895	91,902	95,230	990	96,220
	U. S.	1,631,555	69,734	1,701,289	1,773,050	22,857	1,795,907
	O. C.	57,699	1,152	58,851	143,898	2,405	146,303
Totals.....		1,780,261	71,781	1,852,042	2,012,178	26,252	2,038,430
Recapitulation, metals and minerals and mfrs. of.	G. B.	934,170	5,739	939,909	933,380	4,459	937,839
	U. S.	9,544,639	299,936	9,844,575	19,872,074	400,519	20,272,593
	O. C.	1,617,216	17,055	1,634,271	1,930,223	10,204	1,940,427
Grand totals.....		12,096,025	322,730	12,418,755	22,735,677	415,182	23,150,859
Musical instruments.....	G. B.	361,176	300	361,476	404,260	500	404,760
	U. S.	21,195	10,924	32,119	21,028	7,825	28,853
	O. C.	77,290	78	77,368	82,695	1,221	83,916
Totals.....		459,661	11,302	470,963	507,983	9,546	517,529
Oils—							
Mineral, coal and kerosene	G. B.	900		900			
	U. S.	200	219	419	1,633	194	1,847
	O. C.	94	489	583		813	813
Totals.....		1,194	708	1,902	1,633	1,007	2,660
Fish oil.....	G. B.	7,635		7,635	3,542		3,542
	U. S.	38,844	36	38,880	47,419	94	47,513
	O. C.	444		444	52		52
Totals.....		46,923	36	46,959	51,013	94	51,107
Vegetable, animal and other oils.	G. B.	880		880	277	1,021	1,298
	U. S.	221	1,026	1,247	742	313	1,055
	O. C.	10,909	1,746	12,655	5,832	2,289	8,121
Totals.....		12,010	2,772	14,782	6,851	3,623	10,474
Recapitulation, oils.....	G. B.	9,415		9,415	3,819	1,021	4,840
	U. S.	39,265	1,281	40,546	49,814	601	50,415
	O. C.	11,447	2,235	13,682	5,884	3,102	8,986
Grand totals.....		60,127	3,516	63,643	59,517	4,724	64,241

SESSIONAL PAPER No. 10

Other Articles Exported from Canada, &c.—Continued.

Value, 1901.			Value, 1902.			Value, 1903.		
Home Produce.	Foreign Produce.	Total.	Home Produce.	Foreign Produce.	Total.	Home Produce.	Foreign Produce.	Total.
\$	\$	\$	\$	\$	\$	\$	\$	\$
958,365		958,365	89,091		89,091	878,159		878,159
958,365		958,365	745,422		745,422	878,159		878,159
105,255	6,983	112,238	110,506	3,695	114,201	345,862	8,575	354,437
533,743	39,863	573,606	579,943	47,590	627,533	756,712	27,813	784,525
124,401	648	125,049	343,453	491	343,944	275,413	672	276,085
763,399	47,494	810,893	1,033,902	51,776	1,085,678	1,377,987	37,060	1,415,047
241,549	6,983	248,532	401,071	3,695	404,766	444,029	8,575	452,604
1,939,194	44,163	1,983,357	2,069,128	47,590	2,116,718	2,392,595	27,813	2,420,408
405,594	618	406,212	529,418	491	529,909	374,927	672	375,599
2,586,337	51,794	2,638,131	2,999,617	51,776	3,051,393	3,211,551	37,060	3,248,611
1,201,722	28,730	1,230,452	2,333,454	10,179	2,343,633	1,429,587	39,022	1,468,609
34,223,948	411,192	34,635,140	29,197,149	546,958	29,744,107	26,950,104	588,851	27,538,955
2,560,572	31,921	2,592,493	2,695,017	14,163	2,709,180	2,726,816	47,527	2,768,343
37,986,242	471,843	38,458,085	34,225,620	571,300	34,796,920	31,100,507	675,400	31,775,907
411,792	2,000	413,792	347,142	75	347,217	284,303	140	284,443
29,893	7,475	37,368	32,879	12,761	45,640	40,161	14,709	54,870
103,930	430	104,360	85,797	199	85,996	94,106	602	94,708
545,615	9,905	555,520	465,818	13,035	478,853	418,570	15,451	434,021
	500	500	6		6			
1,143	69	1,212	105	230	335	11	46	57
860	515	1,375	220	991	1,211	30	2,381	2,411
2,003	1,084	3,087	331	1,221	1,552	41	2,427	2,468
10,702		10,702	28,797		28,797	18,700		18,700
38,514	4	38,518	49,819	810	50,629	28,905	460	29,365
440	18	458	1,972		1,972	5,949		5,949
49,656	22	49,678	80,588	810	81,398	53,554	460	54,014
6,796	259	7,055	5,197	597	5,794	6,931	192	7,123
5,046	1,595	6,641	1,949	4,471	6,420	1,477	2,109	3,586
5,816	1,973	7,789	69,616	5,615	75,231	44,926	3,809	48,735
17,658	3,827	21,485	76,762	10,683	87,445	53,334	6,110	59,444
17,498	759	18,257	34,000	597	34,597	25,631	192	25,823
44,703	1,668	46,371	51,873	5,511	57,384	30,393	2,615	33,008
7,116	2,506	9,622	71,808	6,606	78,414	50,905	6,190	57,095
69,317	4,933	74,250	157,681	12,714	170,395	106,929	8,997	115,926

3-4 EDWARD VII., A. 1904

No. 18.—STATEMENT of the Values of the Principal and

ARTICLES.	Countries.	Value, 1899.			Value, 1900.		
		Home Produce.	Foreign Produce.	Total.	Home Produce.	Foreign Produce.	Total.
		£	£	£	£	£	£
Oil cake and meal, &c.	G. B..	139,046		139,046	221,825		221,825
	U. S..	4,815		4,815			4,815
	O. C..				2,337		2,337
Totals		143,861		143,861	224,162		224,162
Paints and colours	G. B..	159		159	4,091		4,091
	U. S..	4,484		4,484	3,506		3,506
	O. C..				2		2
Totals		4,643		4,643	7,599		7,599
Paper and manufactures of ..	G. B..	916		916	1,359		1,359
	U. S..	19,020	3,452	22,472	23,561	1,530	25,091
	O. C..	4,198		4,198	4,821		4,821
Totals		24,134	3,452	27,586	29,741	1,530	31,271
Plants and trees, &c.	G. B..	672	2	674	1,640		1,640
	U. S..	5,273	90	5,363	5,636	23	5,659
	J. C..	663		663	202		202
Totals		6,608	92	6,700	7,478	23	7,501
Provision— Bacon and hams	G. B..	10,407,592	62	10,407,654	12,749,175		12,749,175
	U. S..	5,709	220	5,929	1,429	436	1,865
	O. C..	3,177	1,011	4,188	7,421	64	7,485
Totals		10,416,478	1,293	10,417,771	12,758,025	500	12,758,525
Butter	G. B..	3,526,007	318,044	3,844,051	4,947,000	292,814	5,239,814
	U. S..	3,984	6,488	10,472	5,044	14,593	19,637
	O. C..	170,882		170,882	170,112		170,112
Totals		3,709,873	324,532	4,025,405	5,122,156	307,407	5,429,563
Canned meats, including dried or smoked meats.	G. B..	92,668	4,364	97,032	235,284	1,508	236,792
	U. S..	507	2,849	3,356	4,464	1,620	6,084
	O. C..	4,312	18	4,330	69,400	14	69,414
Totals		97,487	7,231	104,718	309,148	3,142	312,290
Cheese	G. B..	16,718,418	602,372	17,320,790	19,812,670	625,266	20,437,936
	U. S..	17,739	22,299	40,038	1,836	2,272	7,108
	O. C..	40,608		40,608	38,818	119	38,937
Totals		16,776,765	624,671	17,401,436	19,856,324	627,657	20,483,981
Eggs	G. B..	1,254,392		1,254,392	1,447,030		1,447,030
	U. S..	6,666		6,666	2,621	40	2,661
	O. C..	6,005		6,005	8,251		8,251
Totals		1,267,063		1,267,063	1,457,902	40	1,457,942

SESSIONAL PAPER No. 10

Other Articles Exported from Canada, &c.—Continued.

Value, 1901.			Value, 1902.			Value, 1903.		
Home Produce.	Foreign Produce.	Total.	Home Produce.	Foreign Produce.	Total.	Home Produce.	Foreign Produce.	Total.
\$	%	\$	\$	%	\$	\$	%	\$
166,685		166,685	187,895		187,895	264,327		264,327
4,261	188	4,449				4,700		4,700
12,213		12,213	17,898		17,898	20,918		20,918
183,159	188	183,347	205,793		205,793	289,945		289,945
610		610	567		567	2,843		2,843
6,766		6,766	5,139		5,139	7,611		7,611
356		356						
7,732		7,732	5,706		5,706	10,454		10,454
6,303		6,303	6		6	332,328		332,328
8,987	213	9,200	2,497	280	2,777	45,485	1,915	47,400
26,015		26,015	22,277	1,709	23,986	513,687	192	513,879
41,305	213	41,518	24,780	1,989	26,769	891,500	2,107	893,607
154		154	729		729	84		84
6,203	89	6,292	5,088	122	5,210	6,290	190	6,480
167		167	536		536	556	50	606
6,524	89	6,613	6,353	122	6,475	6,930	240	7,170
11,732,785	228	11,733,013	12,356,648		12,356,648	15,873,739		15,873,739
38,851	4,581	43,432	44,853	1,169	46,022	1,223	5,781	7,004
6,810	9	6,819	2,292	28	2,320	31,372	79	31,451
11,778,446	4,818	11,783,264	12,403,793	1,197	12,404,990	15,906,334	5,860	15,912,194
3,142,353	55,486	3,197,839	5,459,300	6,195	5,465,495	6,554,014		6,554,014
5,839	2,288	8,127	41,149	405	41,554	10,225	3,954	14,179
147,471	1,760	149,231	160,092	9	160,101	390,379	334	390,713
3,295,663	59,534	3,355,197	5,660,541	6,609	5,667,150	6,954,618	4,288	6,958,906
357,047		357,047	855,895		855,895	595,072		595,072
3,657	3,086	6,743	1,071	600	1,671	6,208	444	6,652
59,255		59,255	24,612	13	24,625	18,019	168	18,187
419,959	3,086	423,045	881,578	613	882,191	619,299	612	619,911
20,609,361	423,770	21,033,131	19,620,239	183,638	19,803,877	24,620,004	63,400	24,683,404
37,601	2,530	40,131	12,038	143	12,181	7,779	63	7,842
49,989		49,989	54,014		54,014	85,160		85,160
20,695,951	426,300	21,123,251	19,686,291	183,781	19,870,072	24,712,943	63,463	24,776,406
1,677,727		1,677,727	1,691,024		1,691,024	1,420,760		1,420,760
6,529	656	7,185	35,764	2,899	38,663	6,436	5,124	11,560
7,384		7,384	6,454		6,454	8,934		8,934
1,691,640	656	1,692,296	1,733,242	2,899	1,736,141	1,436,130	5,124	1,441,254

3-4 EDWARD VII., A. 1904

No. 18.—STATEMENT of the Values of the Principal and

ARTICLES.	Countries.	Value, 1899.			Value, 1900.		
		Home Produce.	Foreign Produce.	Total.	Home Produce.	Foreign Produce.	Total.
		£	£	£	£	£	£
Provisions— <i>Con.</i>							
All other.....	G. B.	217,523	3,608	221,131	484,050	79	484,129
	U. S.	22,702	4,886	27,588	20,550	8,203	28,753
	O. C.	102,095	19,746	121,841	55,063	21,267	76,330
Totals.....		342,320	28,240	370,560	559,663	29,549	589,212
<i>Recapitulation, provisions....</i>	G. B.	32,216,600	928,450	33,145,050	39,675,209	919,667	40,594,876
	U. S.	57,307	36,742	94,049	38,944	27,164	66,108
	O. C.	327,079	20,775	347,854	349,065	21,464	370,529
Grand totals.....		32,600,986	985,967	33,586,953	40,063,218	968,295	41,031,513
Rags of cotton, linen, jute, &c.							
	G. B.	2,892		2,892	3,593		3,593
	U. S.	28,167	69	28,236	45,694		45,694
	O. C.						
Totals.....		31,059	69	31,128	49,287		49,287
Salt.....							
	G. B.						
	U. S.	1,518	2,439	3,957	3,308	7,321	10,629
	O. C.		9,979	9,979	150	15,937	16,087
Totals.....		1,518	12,418	13,936	3,458	23,258	26,716
Seeds—							
Clover and grass.....	G. B.	409,686	21,376	431,062	188,829		188,829
	U. S.	50,529	252	50,781	57,199	43,360	100,559
	O. C.	261,915	4,240	266,155	71,240		71,240
Totals.....		722,130	25,868	747,998	317,268	43,360	360,628
Flax.....							
	G. B.	8,809	720,621	729,430		961,489	961,489
	U. S.		9,307	9,307	342		342
	O. C.		88,106	88,106		77,858	77,858
Totals.....		8,809	818,034	826,843	342	1,039,347	1,039,689
All other.....							
	G. B.	4,879		4,879	894		894
	U. S.	3,162	640	3,802	4,025	1,233	5,258
	O. C.	2,037		2,037	123	368	491
Totals.....		10,078	640	10,718	5,042	1,601	6,643
<i>Recapitulation, seeds.....</i>	G. B.	423,374	741,997	1,165,371	189,723	961,489	1,151,212
	U. S.	53,691	10,199	63,890	61,566	44,593	106,159
	O. C.	263,952	92,346	356,298	71,363	78,226	149,589
Grand totals.....		741,017	844,542	1,585,559	322,652	1,084,308	1,406,960

SESSIONAL PAPER No. 10

Other Articles Exported from Canada, &c.—Continued.

Value, 1901.			Value, 1902.			Value, 1903.		
Home Produce.	Foreign Produce.	Total.	Home Produce.	Foreign Produce.	Total.	Home Produce.	Foreign Produce.	Total.
\$	\$	\$	\$	\$	\$	\$	\$	\$
1,348,798		1,348,798	742,032	985	743,017	574,183	58	574,241
23,876	3,628	27,504	20,495	21,732	42,227	51,127	5,558	56,685
119,825	13,269	133,094	96,359	21,341	117,700	208,491	21,354	229,845
1,492,499	16,897	1,509,396	858,886	44,058	902,944	833,801	26,970	860,771
38,868,071	479,484	39,347,555	40,725,138	190,818	40,915,956	49,637,772	63,458	49,701,230
116,353	16,769	133,122	155,370	26,948	182,318	82,998	20,924	103,922
390,734	15,038	405,772	343,823	21,391	365,214	742,355	21,935	764,290
39,375,158	511,291	39,886,449	41,224,331	239,157	41,463,488	50,463,125	106,317	50,569,442
5,965		5,965	21,343		21,343	26,424	366	26,790
41,173	188	41,361	64,625	38	64,663	59,577	45	59,622
108	163	271				50		50
47,246	351	47,597	85,968	38	86,006	86,051	411	86,462
5	2,764	2,769						
9,028	6,200	15,228	4,962	17,021	21,983	2,316	25,275	27,591
2,205	10,160	12,365	3	15,779	15,782	498	18,055	18,463
11,238	19,124	30,362	4,965	32,800	37,765	2,724	43,330	46,054
371,980	2,869	374,849	623,057	9,394	632,451	397,150	19,032	416,182
119,243	2,387	121,630	350,547	47	350,594	124,303	82	124,385
99,340	15	99,355	316,267	4,736	321,003	393,470	23,270	416,740
590,563	5,271	595,834	1,289,871	14,177	1,304,048	914,923	42,384	957,307
1,000	133,860	134,860		172,721	172,721		392,767	392,767
493		493	963		963			
	122,024	122,024		840,283	840,283		188,900	188,900
1,493	255,884	257,377	963	1,013,004	1,013,967		581,667	581,667
2,943		2,943	956		956	46		46
8,437	220	8,657	17,479	1,270	18,749	4,137	594	4,731
1,648		1,648	53	20	73	66	14	80
13,028	220	13,248	18,488	1,290	19,778	4,249	608	4,857
375,923	136,729	512,652	624,013	182,115	806,128	397,196	411,799	808,995
128,173	2,607	130,780	368,989	1,317	370,306	128,440	676	129,116
100,988	122,039	223,027	316,320	845,039	1,161,359	393,536	212,184	605,720
605,084	261,375	866,459	1,309,322	1,028,471	2,337,793	919,172	624,659	1,543,831

3-4 EDWARD VII., A. 1904

No. 18.—STATEMENT of the Values of the Principal and

ARTICLES.	Countries.	Value, 1899.			Value, 1900.		
		Home Produce.	Foreign Produce.	Total.	Home Produce.	Foreign Produce.	Total.
		£	£	£	£	£	£
Ships	G. B.	7,500		7,500			
	U. S.	3,715		3,715	23,020	7,150	30,170
	O. C.	80,966	35,000	115,966	175,448		175,448
Totals		92,181	35,000	127,181	198,468	7,150	205,618
Soap	G. B.	133	215	348			
	U. S.	61	19	80	2,221	282	2,503
	O. C.	18,625	61	18,686	13,738	82	13,820
Totals		18,819	295	19,114	15,959	364	16,323
Spirits and wines :— Whiskey	G. B.	29,732	133	29,865	48,955	845	49,800
	U. S.	254,868	3,352	258,220	256,885	4,335	261,270
	O. C.	55,328	373	55,701	90,831	572	91,403
Totals		339,928	3,858	343,786	396,671	5,802	402,473
All other	G. B.	109	933	1,042	28		28
	U. S.	828	6,001	6,829	1,814	10,843	12,657
	O. C.	438	7,742	8,189	1,371	2,902	4,273
Totals		1,375	14,676	16,051	3,213	13,745	16,958
Recapitulation, spirits and wines	G. B.	29,841	1,066	30,907	48,983	845	49,828
	U. S.	255,696	9,353	265,049	258,699	15,228	273,927
	O. C.	55,766	8,115	63,881	92,202	3,474	95,676
Grand totals		341,303	18,534	359,837	399,884	19,547	419,431
Stone and manufactures of— Gypsum, crude	G. B.						
	U. S.	166,216		166,216	236,065		236,065
	O. C.	6		6			
Totals		166,222		166,222	236,065		236,065
All other	G. B.	1,057		1,057	100		100
	U. S.	193,870	144	194,014	253,993	107	254,100
	O. C.	1,066		1,066	3,707	15	3,722
Totals		195,993	144	196,137	257,800	122	257,922
Recapitulation, stone and manufactures of	G. B.	1,057		1,057	100		100
	U. S.	360,086	144	360,230	490,058	107	490,165
	O. C.	1,072		1,072	3,707	15	3,722
Grand totals		362,215	144	362,359	493,865	122	493,987

SESSIONAL PAPER No. 10

Other Articles Exported from Canada, &c.—Continued.

Value, 1901.			Value, 1902.			Value, 1903.		
Home Produce.	Foreign Produce.	Total.	Home Produce.	Foreign Produce.	Total.	Home Produce.	Foreign Produce.	Total.
\$	\$	\$	\$	\$	\$	\$	\$	\$
9,000		9,000	8,000		8,000			
7,768	700	8,468	23,700	750	24,450	1,781	22,200	23,981
49,000		49,000	44,883	100,000	144,883	48,526	95,006	143,526
65,768	700	66,468	76,583	100,750	177,333	50,307	117,200	167,597
5,949	348	6,297	2,324	254	2,578	1,132		1,132
3,058	97	3,155	2,113	109	2,222	90	162	252
18,962	214	19,176	14,523	164	14,687	12,478	104	12,582
27,969	659	28,628	18,960	527	19,487	13,700	266	13,966
32,739	5,987	38,726	40,924	359	41,283	38,804	43	38,847
259,976	33,916	289,892	221,814	88,242	310,056	352,023	30,646	382,669
103,725	8,345	112,070	104,388	6,490	110,878	102,631	1,456	104,087
392,440	48,248	440,688	367,126	95,091	462,217	493,458	32,145	525,603
7,650	1,942	9,592	4,845	12,984	17,829	1,144	5,507	6,651
3,898	40,564	44,462	2,782	43,018	45,800	2,599	56,508	59,107
2,738	11,249	13,987	21,126	13,509	34,635	39,820	2,488	42,308
14,286	53,755	68,041	28,753	69,511	98,264	43,563	64,503	108,066
40,389	7,929	48,318	45,769	13,343	59,112	39,948	5,550	45,498
259,874	74,480	334,354	224,596	131,260	355,856	354,622	87,154	441,776
106,463	19,594	126,057	125,514	19,999	145,513	142,451	3,944	146,395
406,726	102,003	508,729	395,879	164,602	560,481	537,021	96,648	633,669
185,151	209	185,360	272,105		272,105	306,745		306,745
57		57	1,230		1,230	653		653
185,208	209	185,417	273,335		273,335	307,398		307,398
6,295		6,295	2,562		2,562	4,387		4,387
307,612	326	307,938	320,011	1,579	321,590	286,190	2,424	288,614
3,361	35	3,396	4,406	59	4,465	4,008		4,008
317,268	361	317,629	326,979	1,638	328,617	294,585	2,424	297,009
6,295		6,295	2,562		2,562	4,387		4,387
492,763	535	493,298	592,116	1,579	593,695	592,935	2,424	595,359
3,418	35	3,453	5,636	59	5,695	4,661		4,661
502,476	570	503,046	600,314	1,638	601,952	601,983	2,424	604,407

3-4 EDWARD VII., A. 1904

No. 18.—STATEMENT of the Values of the Principal and

ARTICLES.	Countries.	Value, 1899.			Value, 1900.		
		Home Produce.	Foreign Produce.	Total.	Home Produce.	Foreign Produce.	Total.
		\$	\$	\$	\$	\$	\$
Sugar, molasses, &c.	G. B.	3,944	5	3,949	834	92	926
	U. S.	74,717	3,147	77,864	94,830	1,829	96,659
	O. C.	44,136	18,608	62,744	4,444	18,142	22,586
Totals		122,797	21,760	144,557	100,108	20,063	120,171
Tar and pitch (pine)	G. B.						
	U. S.	19,419	16	19,435	12,814	15	12,829
	O. C.	3,891	923	4,814	4,159	1,658	5,817
Totals		23,310	939	24,249	16,973	1,673	18,646
Tea	G. B.		7,366	7,366		7,543	7,543
	U. S.		164,516	164,516		236,774	236,774
	O. C.		23,243	23,243		22,549	22,549
Totals			195,125	195,125		266,866	266,866
Tobacco and mfrs. of	G. B.	12,047	101	12,148	11,296	558	11,854
	U. S.	19,358	96,678	116,036	34,351	54,706	89,057
	O. C.	41,710	7,273	48,983	55,263	2,286	57,549
Totals		73,115	104,052	177,167	100,910	57,550	158,460
Vegetables— Potatoes	G. B.	375		375	392		392
	U. S.	47,629		47,629	17,415	78	17,493
	O. C.	267,473	50	267,523	312,424		312,424
Totals		315,477	50	315,527	330,231	78	330,309
All other	G. B.	17,163		17,163	27,570		27,570
	U. S.	120,296	741	121,037	132,015	1,256	133,271
	O. C.	13,405	992	14,397	14,177	1,189	15,366
Totals		150,864	1,733	152,597	173,762	2,445	176,207
Recapitulation, vegetables	G. B.	17,538		17,538	27,962		27,962
	U. S.	167,925	741	168,666	149,430	1,334	150,764
	O. C.	286,878	1,042	281,920	326,601	1,189	327,790
Grand totals		466,341	1,783	468,124	503,993	2,523	506,516
Wood and mfrs. of— Bark for tanning	G. B.						
	U. S.	48,890		48,890	61,899		61,899
Totals		48,890		48,890	61,899		61,899
Fire-wood	U. S.	123,540		123,540	117,663		117,663
	O. C.	171		171	88		88
Totals		123,711		123,711	117,751		117,751

SESSIONAL PAPER No. 10

Other Articles Exported from Canada, &c.—Continued.

Value, 1901.			Value, 1902.			Value, 1903.		
Home Produce.	Foreign Produce.	Total.	Home Produce.	Foreign Produce.	Total.	Home Produce.	Foreign Produce.	Total.
\$	\$	\$	\$	\$	\$	\$	\$	\$
31,055	65	31,120	4,759	32	4,791	12,128	43	12,171
102,725	5,932	108,657	105,693	1,043	106,736	198,992	8,003	206,995
1,575	13,245	14,820	557	17,123	17,680	1,883	9,439	11,322
135,355	19,242	154,597	111,009	18,198	129,207	213,003	17,485	230,488
25	25	200	200	215	215
12,429	334	12,763	14,891	326	15,217	25,015	289	25,304
10,093	690	10,783	938	655	1,593	12,400	407	12,807
22,547	1,024	23,571	16,029	981	17,010	37,630	696	38,326
.....	5,341	5,341	1,483	1,483	8,387	8,387
.....	236,969	236,969	258,134	258,134	342,451	342,451
.....	15,827	15,827	20,734	20,734	39,462	39,462
.....	258,137	258,137	280,351	280,351	390,300	390,300
14,019	1,435	15,454	9,068	4,032	13,100	12,134	111	12,245
70,800	275,511	346,311	6,609	126,543	133,152	17,712	236,062	253,774
46,963	5,015	51,978	46,112	6,242	52,354	39,650	21,113	60,763
131,782	281,961	413,743	61,789	136,817	198,606	69,496	257,286	326,782
1,379	1,379
68,151	2,023	70,174	327,046	1,579	328,625	56,969	2,347	59,316
294,857	294,857	361,235	361,235	329,779	329,779
364,387	2,023	366,410	688,281	1,579	689,860	386,748	2,347	389,095
52,317	12	52,329	24,854	24,854	7,375	7,375
123,250	3,816	127,066	258,592	7,318	265,910	122,269	3,510	125,779
13,269	291	18,560	24,183	244	24,427	42,269	171	42,440
193,836	4,119	197,955	307,629	7,562	315,191	171,913	3,681	175,594
53,696	12	53,708	24,854	24,854	7,375	7,375
191,401	5,839	197,240	585,638	8,897	594,535	179,238	5,857	185,095
313,126	291	313,417	385,418	244	385,662	372,048	171	372,219
558,223	6,142	564,365	995,910	9,141	1,005,051	558,661	6,028	564,689
306	306	5,276	5,276
61,718	61,718	35,985	35,985	74,816	74,816
62,024	62,024	100,361	100,361	74,816	74,816
90,680	90,680	91,407	91,407	115,634	115,634
225	225	100	100	135	135
90,905	90,905	91,507	91,507	115,769	115,769

3-4 EDWARD VII., A. 1904

No. 18.—STATEMENT of the Values of the Principal and

ARTICLES.	Countries.	Value, 1899.			Value, 1900.		
		Home Produce.	Foreign Produce.	Total.	Home Produce.	Foreign Produce.	Total.
		\$	\$	\$	\$	\$	\$
Wood and mfrs. of— <i>Con.</i>							
Logs, all kinds.....	G. B.	4,761		4,761	16,843		16,843
	U. S.	1,564,525	291	1,564,816	743,452	226	743,678
	O. C.	125		125	115		115
Totals.....		1,569,411	291	1,569,702	760,410	226	760,636
Lumber—							
Deals, pine.....	G. B.	3,943,781	63,990	4,007,771	3,223,585	10,082	3,233,667
	U. S.				31,730		31,730
	O. C.	185,857		185,857	21,201		21,201
Totals.....		4,129,638	63,990	4,193,628	3,276,516	10,082	3,286,598
Deals, spruce and other	G. B.	6,751,921		6,751,921	7,522,397		7,522,397
	U. S.	462,453		462,453	351,562		351,562
	O. C.	634,063		634,063	414,001		414,001
Totals.....		7,848,437		7,848,437	8,287,960		8,287,960
Deal ends.....	G. B.	753,728		753,728	543,055		543,055
	U. S.	363		363	4,214		4,214
	O. C.	16,367		16,367	17,600		17,600
Totals.....		770,458		770,458	564,869		564,869
Planks and boards.....	G. B.	1,283,396	9,409	1,292,805	1,165,605	6,340	1,171,945
	U. S.	4,352,393	118	4,352,511	7,331,243	523	7,331,766
	O. C.	1,240,434	12	1,240,446	1,114,430	385	1,114,815
Totals.....		6,876,223	9,539	6,885,762	9,611,278	7,248	9,618,526
Laths, palings and pickets	G. B.	19,549		19,549	25,606		25,606
	U. S.	401,237		401,237	490,531		490,531
	O. C.	11,537		11,537	15,969		15,969
Totals.....		432,323		432,323	532,106		532,106
Joists and scantling.....	G. B.	109,802		109,802	108,254		108,254
	U. S.	78,414		78,414	70,403		70,403
	O. C.	46,752		46,752	57,007		57,007
Totals.....		234,968		234,968	235,664		235,664
Staves and headings.....	G. B.	68,913		68,913	65,641		65,641
	U. S.	448,608		448,608	475,730		475,730
	O. C.	9,610		9,610	8,445		8,445
Totals.....		527,131		527,131	549,816		549,816
Lumber, all other.....	G. B.	115,910	700	116,610	150,113	11,334	161,447
	U. S.	223,016	2,079	225,095	388,862	1,056	389,918
	O. C.	32,886		32,886	9,874		9,874
Totals.....		371,812	2,779	374,591	548,849	12,390	561,239

SESSIONAL PAPER No. 10

Other Articles Exported from Canada, &c.—Continued.

Value, 1901.			Value, 1902.			Value, 1903.		
Home Produce.	Foreign Produce.	Total.	Home Produce.	Foreign Produce.	Total.	Home Produce.	Foreign Produce.	Total.
\$	\$	\$	\$	\$	\$	\$	\$	\$
443,951		443,951	16,297		16,297	29,795		29,795
589,904	60	589,964	549,119		549,119	401,313	130	401,743
21,696		21,696	424		424	3,020		3,020
1,055,551	60	1,055,611	565,840		565,840	434,128	430	434,558
2,698,508	15,812	2,714,320	3,015,694	2,059	3,017,753	3,536,822	1,450	3,538,272
81,578	3,073	84,651	118,209	772	118,981	34,638		34,638
57,742	1,109	58,851	30,649		30,649	81,007		81,007
2,837,828	19,994	2,857,822	3,164,552	2,831	3,167,383	3,652,467	1,450	3,653,917
7,142,602		7,142,602	6,399,763		6,399,763	7,643,753		7,643,753
479,263		479,263	460,057		460,057	257,647		257,647
552,439		552,439	591,328		591,328	414,054		414,054
8,174,304		8,174,304	7,451,148		7,451,148	8,315,454		8,315,454
588,422		588,422	444,863		444,863	529,434		529,434
51,789		51,789	10,064		10,064	5,872		5,872
41,173		41,173	17,088		17,088	16,463		16,463
681,384		681,384	472,015		472,015	551,769		551,769
1,532,860	19,372	1,552,232	1,623,292	590	1,623,888	1,552,756	831	1,553,587
6,582,695	592	6,583,287	9,365,302	1,262	9,366,564	10,571,940	1,676	10,573,616
1,264,950		1,264,950	1,580,397		1,580,397	1,881,092	551	1,881,643
9,380,505	19,964	9,400,469	12,568,991	1,858	12,570,849	14,005,788	3,058	14,008,846
46,618		46,618	19,682		19,682	28,188		28,188
536,852	1,973	538,825	806,882		806,882	998,279	2,217	1,000,496
20,250		20,250	14,150		14,150	12,445		12,445
603,720	1,973	605,693	840,714		840,714	1,038,912	2,217	1,041,129
262,791	1,907	264,698	195,013		195,013	290,131		290,131
85,869	196	86,065	156,486		156,486	121,393		121,393
38,490		38,490	16,466		16,466	39,670		39,670
387,150	2,103	389,253	367,965		367,965	451,194		451,194
71,112	779	71,891	68,124		68,124	43,250		43,250
362,139	331	362,470	224,092		224,092	235,012	50	235,062
5,722		5,722	8,831		8,831	6,100		6,100
438,973	1,110	440,083	301,047		301,047	284,362	50	284,412
255,020	17,932	272,952	196,292	210	196,502	241,139		241,139
1,062,4	2,522	1,064,922	159,378	1,281	160,659	268,003	7,084	275,087
28,066	284	28,350	17,979		17,979	37,739	307	38,046
473,710	20,738	494,448	373,649	1,491	375,140	546,881	7,391	554,272

3-4 EDWARD VII., A. 1904

No. 18.—STATEMENT of the Values of the Principal and

ARTICLES.	Countries.	Value, 1899.			Value, 1900.		
		Home Produce.	Foreign Produce.	Total.	Home Produce.	Foreign Produce.	Total.
		\$	\$	\$	\$	\$	\$
Wood and mfrs. of— <i>Con.</i>							
Shingles.....	G. B..	654		654			
	U. S..	939,243	208	939,451	1,109,296		1,109,296
	O. C..	36,256		36,256	22,210		22,210
Totals.....		976,153	208	976,361	1,131,506		1,131,506
Sleepers and railroad ties.	G. B..	4,776		4,776	1,899		1,899
	U. S..	79,529		79,529	220,007		220,007
	O. C..						
Totals.....		84,305		84,305	221,906		221,906
Stave bolts.....	U. S..	12,372		12,372	20,673		20,673
Shooks, box and other.....	G. B..	164,976		164,976	121,713		121,713
	U. S..	36,077		36,077	59,899		59,899
	O. C..	24,107		24,107	69,745		69,745
Totals.....		225,160		225,160	251,357		251,357
Timber, square—							
Oak.....	G. B..	554,472		554,472	279,219	125,310	404,529
	U. S..						
	O. C..	2,420	700	3,120	1,079		1,079
Totals.....		556,892	700	557,592	280,298	125,310	405,608
Pine, white.....	G. B..	1,338,009		1,338,009	1,182,048	69,495	1,251,543
	U. S..	3,169		3,169	2,041		2,041
	O. C..	15,476		15,476	873		873
Totals.....		1,356,654		1,356,654	1,184,962	69,495	1,254,457
All other timber, square	G. B..	557,451	5,365	562,816	508,701	53,494	562,195
	U. S..	2,712		2,712	34,371		34,371
	O. C..	1,966		1,966	3,414		3,414
Totals.....		562,129	5,365	567,494	548,486	53,494	601,980
Wood for wood pulp.....	G. B..	28,099		28,099	38,370		38,370
	U. S..	809,795		809,795	864,077		864,077
	O. C..	4,192		4,192	325		325
Totals.....		842,086		842,086	902,772		902,772
Wood, all other, N.E.S., unmanufactured.....	G. B..	35,188		35,188	56,175		56,175
	U. S..	270,050	9,589	279,639	340,697	11,445	352,142
	O. C..	56,811	235	57,046	39,463	731	40,194
Totals.....		362,049	9,824	371,873	436,335	12,176	448,511

SESSIONAL PAPER No. 10

Other Articles Exported from Canada, &c.—Continued.

Value, 1901.			Value, 1902.			Value, 1903.		
Home Produce.	Foreign Produce.	Total.	Home Produce.	Foreign Produce.	Total.	Home Produce.	Foreign Produce.	Total.
%	%	%	%	%	%	%	%	%
88,782		88,782						
1,037,335	700	1,038,035	1,505,850		1,505,850	1,596,181		1,596,181
19,333		19,333	19,536		19,536	13,962		13,962
1,145,450	700	1,146,150	1,525,386		1,525,386	1,610,143		1,610,143
8,848		8,848	13,408		13,408	2,634		2,634
142,658	731	143,389	168,345		168,345	297,750	64	297,814
703		703	445		445	500		500
152,209	731	152,940	182,198		182,198	210,884	64	210,948
7,217		7,217	11,671		11,671	5,337		5,337
211,420		211,420	221,402		221,402	270,731		270,731
95,738		95,738	62,656		62,656	73,604		73,604
69,240		69,240	86,347		86,347	95,837		95,837
376,398		376,398	370,405		370,405	440,172		440,172
210,667	103,878	314,545	354,759	900	355,659	412,641	21,053	433,694
811		841	1,193	61	1,254	447		447
1,900		1,900						
213,408	103,878	317,286	355,952	961	356,913	413,088	21,053	434,141
880,669	25,093	905,762	906,747		906,747	1,294,716		1,294,716
6,040		6,040	10,298		10,298	9,041		9,041
4,650		4,650	6,750		6,750	6,800		6,800
891,359	25,093	916,452	923,795		923,795	1,310,557		1,310,557
772,001	63,003	835,004	464,870	3,037	467,907	806,816	232	807,048
51,090		51,090	14,919	28	14,947	7,054	284	7,338
2,087	55	2,142	8,043		8,043	14,149		14,149
825,178	63,058	888,236	487,832	3,065	490,897	828,019	516	828,535
32,198		32,198	120,445		120,445			
1,364,821		1,364,821	1,194,593		1,194,593	1,558,560		1,558,560
1,397,019		1,397,019	1,315,038		1,315,038	1,558,560		1,558,560
376,084	1,949	378,033	47,613		47,613	24,977		24,977
296,578	4,830	301,408	420,843	928	421,771	355,332	8,745	364,077
22,548	3	22,551	47,109	350	47,459	40,080	120	40,200
695,210	6,782	701,992	515,565	1,278	516,843	420,389	8,865	429,254

3-4 EDWARD VII., A. 1904

No. 18.—STATEMENT of the Values of the Principal and

ARTICLES.	Countries.	Value, 1899.			Value, 1900.		
		Home Produce.	Foreign Produce.	Total.	Home Produce.	Foreign Produce.	Total.
		£	£	£	£	£	£
Wood and mfrs. of— <i>Con.</i> Household furniture.	G. B.	271,786	97	271,883	238,657	73	238,730
	U. S.	19,796	4,792	24,588	46,370	2,380	48,750
	O. C.	59,817	122	60,019	95,002	141	95,143
	Totals.	351,479	5,011	356,490	380,029	2,594	382,623
Doors, sashes and blinds.	G. B.	360,592		360,592	287,602		287,602
	U. S.	449		449	256	5	261
	O. C.	17,165		17,165	11,496		11,496
	Totals.	378,206		378,206	299,354	5	299,359
Matches and match splints.	G. B.	253,867		253,867	78,969		78,969
	U. S.	2,591		2,591	20,814		20,814
	O. C.	1,523		1,523	4,178		4,178
	Totals.	257,981		257,981	103,961		103,961
Wood pulp.	G. B.	671,704		671,704	562,178		562,178
	U. S.	578,229	100	578,329	1,193,753		1,193,753
	O. C.	24,343		24,343	60,085		60,085
	Totals.	1,274,276	100	1,274,376	1,816,016		1,816,016
All other manufactures of wood, N. E. S.	G. B.	466,281	3,740	470,021	363,095	4,889	367,984
	U. S.	53,568	46,251	99,819	107,545	46,986	154,531
	O. C.	37,917	2,322	40,239	57,242	621	57,863
	Totals.	557,766	52,313	610,079	527,882	52,496	580,378
<i>Recapitulation, wood and manufactures of.</i>	G. B.	17,759,616	83,301	17,842,917	16,539,725	281,017	16,820,742
	U. S.	10,511,019	63,428	10,574,447	14,087,088	62,621	14,149,709
	O. C.	2,459,875	3,391	2,463,266	2,025,842	1,878	2,027,720
	Totals.	30,730,510	150,120	30,880,630	32,652,655	345,516	32,998,171
Wool and manufactures of— Wool, raw.	G. B.	9,350		9,350	48,129		48,129
	U. S.	3,437	181	3,618	368,721	2,657	371,378
	O. C.	1,633		1,633	1,269		1,269
	Totals.	14,420	181	14,601	418,119	2,657	420,776
Woollens.	G. B.	4,710	5,503	10,213	18,189	9,490	27,679
	U. S.	7,426	1,783	9,209	5,962	1,233	7,195
	O. C.	15,469	2,364	17,833	23,610	3,306	26,916
	Totals.	27,605	9,650	37,255	47,761	14,029	61,790
<i>Recapitulation, wool and manufactures of.</i>	G. B.	14,060	5,503	19,563	66,318	9,490	75,808
	U. S.	10,863	1,964	12,827	374,683	3,890	378,573
	O. C.	17,102	2,364	19,466	24,879	3,306	28,185
	Grand totals.	42,025	9,831	51,856	465,880	16,686	482,566

SESSIONAL PAPER No. 10

Other Articles Exported from Canada, &c.—Continued.

Value, 1901.			Value, 1902.			Value, 1903.		
Home Produce.	Foreign Produce.	Total.	Home Produce.	Foreign Produce.	Total.	Home Produce.	Foreign Produce.	Total.
£	£	£	£	£	£	£	£	£
163,538	117	163,655	181,773	3,023	184,796	227,424	1,260	228,684
18,968	1,175	20,143	17,888	2,692	20,580	14,754	16,572	31,326
57,765	263	58,028	79,599	301	79,900	116,884	1,199	118,083
240,271	1,555	241,826	279,260	6,016	285,276	359,062	19,031	378,093
164,903		164,903	231,770		231,770	249,351		249,351
20,887	6	20,893	10,152	38	10,190	22,296	17	22,313
8,372		8,372	61,727		61,727	60,312		60,312
194,162	6	194,168	303,649	38	303,687	331,959	17	331,976
81,387		81,387	45,887		45,887	110,117		110,117
5,012		5,012	412		412	567	37	604
2,531	200	2,731	5,338	37	5,375	1,327		1,327
88,930	200	89,130	51,667	37	51,704	112,011	37	112,048
934,722		934,722	818,580		818,580	1,129,173		1,129,173
937,330		937,330	1,170,400	8	1,170,408	1,795,768		1,795,768
65,155	1,039	66,194	57,418		57,418	226,002		226,002
1,937,207	1,039	1,938,246	2,046,398	8	2,046,406	3,150,943		3,150,943
334,371	5,023	339,394	380,399	4,568	384,967	370,029	5,822	375,851
79,091	32,065	111,156	56,814	34,014	90,828	92,640	50,870	143,510
88,656	3,095	91,751	71,656	2,564	74,220	57,308	4,504	61,812
502,118	40,183	542,301	508,869	41,146	550,015	519,977	61,196	581,173
17,301,960	254,865	17,556,825	15,771,949	14,393	15,786,342	18,793,877	30,648	18,824,525
13,176,717	48,254	13,224,971	16,682,145	41,084	16,723,229	18,823,878	88,046	18,911,924
2,373,513	6,048	2,379,561	2,721,380	3,252	2,724,632	3,124,886	6,681	3,131,567
32,852,190	309,167	33,161,357	35,175,474	58,729	35,234,203	40,742,641	125,375	40,868,016
19,040	300	19,340	12,575		12,575	39,229		39,229
166,555	10,741	177,296	288,406	196	288,602	343,107	56	343,163
945		945	1,068		1,068	543		543
186,540	11,041	197,581	302,049	196	302,245	382,879	56	382,935
8,287	4,112	12,399	23,263	20,104	43,367	16,206	5,148	21,354
34,089	14,500	48,589	16,651	1,019	17,670	17,940	1,435	19,375
14,673	895	15,568	20,016	436	20,452	21,746	1,747	23,493
57,049	19,507	76,556	59,930	21,559	81,489	55,892	8,330	64,222
27,327	4,412	31,739	35,838	20,104	55,942	55,435	5,148	60,583
200,644	25,241	225,885	305,057	1,215	306,272	361,047	1,491	362,538
15,618	895	16,513	21,084	436	21,520	22,289	1,747	24,036
243,589	30,548	274,137	361,979	21,755	383,734	438,771	8,386	447,157

3-4 EDWARD VII., A. 1904

No. 18. STATEMENT of the Values of the Principal and

ARTICLES.	Countries.	Value, 1899.			Value, 1900.		
		Home Produce.	Foreign Produce.	Total.	Home Produce.	Foreign Produce.	Total.
		£	£	£	£	£	£
All other articles.	G. B.	340,417	179,678	520,095	637,672	106,596	744,268
	U. S.	1,372,587	315,967	1,688,554	1,861,383	471,713	2,333,096
	O. C.	149,064	14,681	163,745	286,329	18,164	304,493
Totals.		1,862,068	510,326	2,372,394	2,785,384	596,473	3,381,857
Value of total exports of merchandise.	G. B.	85,113,681	13,973,300	99,086,981	96,562,875	11,173,093	107,735,968
	U. S.	34,766,955	1,795,885	36,562,840	52,534,977	1,966,417	54,501,394
	O. C.	12,920,626	1,750,963	14,671,529	14,412,938	1,125,744	15,538,682
Totals.		132,801,262	17,520,088	150,321,350	163,510,790	14,265,254	177,776,044
Estimated amount short returned at inland ports and exported to the	U. S.	4,559,530		4,559,530	5,461,511		5,461,511
Coin and bullion	G. B.	874	4,000	4,874		400	400
	U. S.	1,100,371	2,910,780	4,011,151	1,670,068	6,986,050	8,656,118
	O. C.					650	650
Totals		1,101,245	2,914,780	4,016,025	1,670,068	6,987,100	8,657,168
RECAPITULATION							
Value of total exports, including coin and bullion.	G. B.	85,114,555	13,977,300	99,091,855	96,562,875	11,173,493	107,736,368
	U. S.	40,426,856	4,706,665	45,133,521	59,666,556	8,952,467	68,619,023
	O. C.	12,920,626	1,750,963	14,671,529	14,412,938	1,126,394	15,539,332
Grand totals.		138,462,037	20,434,868	158,896,905	170,642,369	21,252,354	191,894,723

After 1900 no estimate is made of the amount short reported in exports to United States.

SESSIONAL PAPER No. 10

Other Articles Exported from Canada, &c.—*Concluded.*

Value, 1901.			Value, 1902.			Value, 1903.		
Home Produce.	Foreign Produce.	Total.	Home Produce.	Foreign Produce.	Total.	Home Produce.	Foreign Produce.	Total.
£	£	£	£	£	£	£	£	£
804,368	131,467	935,835	1,029,997	49,663	1,079,660	710,657	131,327	841,984
1,825,706	383,573	2,209,279	2,195,802	514,752	2,710,554	2,107,913	630,009	2,737,922
372,827	36,506	409,333	542,268	23,579	565,847	856,040	32,096	888,136
3,002,901	551,546	3,554,447	3,768,067	587,994	4,356,061	3,674,610	793,432	4,468,042
92,857,525	12,471,431	105,328,956	109,347,345	7,970,876	117,318,221	125,199,980	6,002,118	131,202,098
67,983,673	2,423,168	70,406,841	66,567,784	2,994,448	69,562,232	67,766,367	3,443,602	71,209,969
16,590,188	2,183,158	18,773,346	20,104,634	2,985,777	23,090,411	21,435,327	1,382,367	22,817,694
177,431,386	17,077,757	194,509,143	196,019,763	13,951,101	209,970,864	214,401,674	10,828,087	225,229,761
*	*	*	*	*	*
.....	2,000	2,000	223	223
.....	1,975,389	1,975,389	1,635,452	1,635,452	573,955	573,955
.....	3,100	3,100	31,970	31,970	45,785	45,785
.....	1,978,489	1,978,489	1,669,422	1,669,422	619,963	619,963
92,857,525	12,471,431	105,328,956	109,347,345	7,972,876	117,320,221	125,199,980	6,002,341	131,202,321
67,983,673	4,398,557	72,382,230	66,567,784	4,629,900	71,197,684	67,766,367	4,017,557	71,783,924
16,590,188	2,186,258	18,776,446	20,104,634	3,017,747	23,122,381	21,435,327	1,428,152	22,863,479
177,431,386	19,056,246	196,487,632	196,019,763	15,620,523	211,640,286	214,401,674	11,448,050	225,849,724

3-4 EDWARD VII., A. 1904

No. 19 (A).—STATEMENT of the Quantities and Values of the Principal Articles of Mer
Other Countries and Totals, during the Fiscal Years ended

ASBESTUS.

Years.	Quantities.				Values.			
	Great Britain.	United States.	Other Countries.	Totals.	Great Britain.	United States.	Other Countries.	Totals.
	Tons.	Tons.	Tons.	Tons.	£	£	£	£
1868								
1869								
1870								
1871								
1872								
1873								
1874								
1875								
1876								
1877								
1878								
1879								
1880								
1881	Not separately stated prior to 1888.							
1882								
1883								
1884								
1885								
1886								
1887								
1888	326	2,987	115	3,428	17,829	203,231	7,295	228,355
1889	253	4,177	219	4,649	20,540	290,979	12,367	323,886
1890	686	5,781	96	6,563	36,459	403,800	3,900	444,159
1891	1,140	5,339	543	7,022	95,110	374,687	44,112	513,909
1892	956	5,946	414	7,316	106,989	375,956	31,467	514,412
1893	373	5,385	140	5,898	20,050	368,373	8,295	396,718
1894	514	4,892	823	6,229	31,020	279,926	28,810	339,756
1895	2,202	5,993	398	8,593	118,852	343,277	30,946	493,075
1896	1,769	5,879	1,940	9,588	96,863	240,416	145,400	482,679
1897	3,388	6,424	1,157	10,969	236,598	206,552	67,766	510,916
1898	1,939	14,570	1,915	18,424	94,539	364,734	51,095	510,368
1899	1,418	12,488	614	14,520	66,623	361,401	25,152	453,176
1900	1,732	13,477	2,955	18,164	70,749	322,984	97,176	490,909
1901	3,324	18,117	5,274	26,715	136,294	447,086	281,193	864,573
1902	4,088	25,053	3,931	33,072	201,474	743,763	185,965	1,131,202
1903	2,813	24,867	2,981	30,661	98,167	757,724	99,514	955,405

SESSIONAL PAPER No. 10

chandise (Home Produce) Exported from Canada to Great Britain, the United States, June 30, 1868 to 1903—The Produce of the Mine.

COAL.								Years.
Quantities.				Values.				
Great Britain.	United States.	Other Countries.	Totals.	Great Britain.	United States.	Other Countries.	Totals.	
Tons.	Tons.	Tons.	Tons.	\$	\$	\$	\$	
.....	265,335	1,618	525,992	113,098	640,708	1868
.....	440,308	325	659,234	103,703	763,262	1869
.....	286,707	280	454,716	133,803	588,799	1870
.....	318,287	450	548,252	113,749	662,451	1871
.....	322,283	1,875	593,760	137,448	733,083	1872
.....	404,757	1,551	663,530	286,805	951,886	1873
.....	418,357	1,980	1,054,467	287,292	1,343,739	1874
331	316,423	101,603	288,176	3,192	663,267	271,464	937,923	1875
1,219	185,119	101,838	277,832	1,511	775,289	200,388	977,188	1876
509	199,210	78,113	249,536	689,663	166,305	855,968	1877
.....	178,772	70,764	340,127	1,034,036	176,653	1,210,689	1878
.....	267,409	72,718	315,793	767,794	169,474	937,268	1879
.....	235,299	80,494	344,694	5,009	845,465	163,425	1,013,899	1880
.....	1,670	267,147
4,603	334,573	80,879	420,055	10,062	953,301	159,728	1,123,091	1881
6,120	308,335	106,856	421,311	18,825	824,915	234,964	1,078,704	1882
4,030	302,803	123,248	430,081	13,265	790,614	283,532	1,087,411	1883
14,950	340,670	96,011	451,631	43,026	940,890	217,256	1,201,172	1884
23,784	355,696	100,226	479,706	65,971	1,178,799	223,396	1,468,166	1885
29,237	362,553	101,718	493,508	76,304	1,127,677	212,179	1,416,160	1886
29,775	404,042	93,187	527,004	74,245	1,232,867	195,160	1,522,272	1887
33,368	427,700	102,273	563,341	77,584	1,411,749	241,133	1,730,466	1888
31,527	509,391	104,597	645,515	74,459	1,937,752	219,943	2,232,154	1889
28,974	574,856	111,534	715,364	78,417	2,126,000	243,519	2,447,936	1890
25,940	692,705	115,039	833,684	64,589	2,572,914	278,962	2,916,465	1891
22,920	772,441	149,764	945,125	53,101	2,790,693	351,673	3,195,467	1892
26,239	764,865	117,128	908,232	64,494	2,759,669	290,395	3,114,558	1893
29,917	829,267	136,814	995,998	77,845	2,897,642	346,078	3,321,565	1894
23,585	954,704	132,278	1,110,567	60,580	3,232,825	284,790	3,578,195	1895
22,772	891,010	111,278	1,025,060	66,845	2,904,704	277,520	3,249,069	1896
17,438	962,223	122,406	1,102,067	52,254	2,954,663	323,100	3,330,017	1897
20,098	929,926	132,099	1,082,123	62,081	2,870,821	340,513	3,273,415	1898
20,653	959,123	161,064	1,140,840	62,695	3,038,249	461,850	3,562,794	1899
23,097	1,430,437	187,497	1,641,031	64,078	4,026,605	508,919	4,599,602	1900
135,233	1,604,203	149,102	1,888,538	473,539	4,418,503	415,018	5,307,060	1901
23,056	1,589,469	205,009	1,817,534	46,911	4,318,681	501,496	4,867,088	1902
25,335	1,719,027	235,589	1,979,951	92,119	4,640,064	720,251	5,452,434	1903

3-4 EDWARD VII., A. 1904

No. 19 (A).—EXPORTS of Canada.

COPPER, FINE (INCLUDING COPPER ORE).

Years.	Quantities.				Values.			
	Great Britain.	United States.	Other Countries.	Totals.	Great Britain.	United States.	Other Countries.	Totals.
	Lbs.	Lbs.	Lbs.	Lbs.	\$	\$	\$	\$
1868				11,150,000	382,270	11,950		394,220
1869				19,810,000	495,518	21,112		516,630
1870				10,872,000	243,644	27,577		271,221
1871				6,246,000	109,355	10,766		120,121
1872				8,922,000	99,280	4,455	255	103,990
1873				5,176,000	154,556	11,969		166,525
1874	5,922,000	374,000		6,296,000	133,707	1,370		135,077
1875	4,650,000	240,000		4,890,000	141,736	1,275		143,011
1876	4,450,000	10,000		4,460,000	351,246	789		352,035
1877	1,854,000	772,000		2,626,000	183,055	81,387		264,442
1878	718,000	590,000		1,308,000	62,501	57,128		119,629
1879	6,000	190,000		196,000	200	19,562		19,762
1880	11,244,000	522,000		11,766,000	80,921	69,878		150,799
1881	644,000	38,960,000		39,604,000	12,045	138,367		150,412
1882	546,000	88,942,000		89,488,000	13,598	125,647		139,245
1883	472,000	8,332,000		8,804,000	10,890	139,589		150,479
1884	198,000	3,156,000		3,354,000	3,860	210,184		214,044
1885	50,000	2,464,000		2,514,000	940	245,290		246,230
1886		10,448,000		10,448,000		291,397		291,397
1887	16,000	10,518,000		10,534,000	535	181,010		181,545
1888	2,030,000	2,006,000		4,036,000	13,550	132,935		146,485
1889	1,000	2,636,020		2,637,020	30	202,754		202,784
1890	3,290,483	1,797,848		5,088,331	135,010	109,327		244,337
1891	6,076,000	4,918,498		10,994,498	266,950	238,246		505,196
1892	564,000	3,913,203		4,477,203	28,150	188,453		216,603
1893	396,000	6,909,142	12,000	7,317,142	20,180	375,039	600	395,819
1894	800	955,815	236,959	1,193,574	70	53,605	34,677	88,352
1895	1,015,720	2,427,738		3,443,458	103,637	119,020		222,657
1896		3,575,482		3,575,482		194,771		194,771
1897	208,674	9,921,643		10,130,317	22,954	527,508		550,462
1898	300,000	13,626,968		13,926,968	27,299	837,479		864,778
1899	66,875	8,403,753		8,470,628	5,585	917,394		922,979
1900		13,827,495		13,827,495		1,387,388		1,387,388
1901		26,345,776		26,345,776		2,659,261		2,659,261
1902	2,766,671	27,623,945		30,390,616	340,712	2,649,650		2,990,362
1903	1,797,096	27,834,792		29,631,888	173,116	2,734,589		2,907,705

SESSIONAL PAPER No. 10

The Produce of the Mine—*Continued*

GYPSUM OR PLASTER, CRUDE.

Quantities.				Values.				Years
Great Britain.	United States.	Other Countries.	Totals.	Great Britain.	United States.	Other Countries.	Totals.	
Tons.	Tons.	Tons.	Tons.	£	£	£	£	
Not separately stated prior to 1875.								1868
	92,385		92,385		93,467		93,467	1875
	101,376		101,376		99,095		99,095	1876
	100,134		100,134		96,175		96,175	1877
	104,974		104,974		90,695		90,695	1878
	119,868		119,868		90,704		90,704	1879
					98,503		98,503	1880
	130,961		130,961		119,399		119,399	1881
	130,062		130,062		127,139		127,139	1882
	154,809		154,809		151,844		151,844	1883
	155,851		155,851		160,607		160,607	1884
	116,415		116,415		120,046		120,046	1885
	106,737	500	107,237		112,271	2,465	114,736	1886
	148,325	208	148,533		165,497	1,017	166,514	1887
	124,079	436	124,515		131,054	2,184	133,238	1888
	176,734	141	176,875		188,789	702	189,491	1889
	174,503	608	175,111		191,623	2,276	193,899	1890
	172,231	265	172,496		183,679	1,298	184,977	1891
	178,276	242	178,518		193,170	1,134	194,304	1892
	176,489		176,489		178,979		178,979	1893
	162,374	38	162,412		159,662	420	160,082	1894
	160,898		160,898		156,897		156,897	1895
105	200,752		200,857	125	205,516		205,641	1896
	180,447	93	180,540		182,892	484	183,376	1897
	180,350		180,350		193,515		193,515	1898
	163,718	1	163,719		166,216	6	166,222	1899
	233,395		233,395		236,065		236,065	1900
	171,964	46	172,010		185,151	57	185,208	1901
	267,250	1,230	268,480		272,105	1,230	273,335	1902
	299,044	589	299,633		306,745	653	307,398	1903

3-4 EDWARD VII., A. 1904

No. 19 (A).—EXPORTS of Canada

LEAD, METALLIC (INCLUDING LEAD ORE).

Years.	Quantities.				Values.			
	Great Britain.	United States.	Other Countries.	Totals.	Great Britain.	United States.	Other Countries.	Totals.
	Lbs.	Lbs.	Lbs.	Lbs.	£	£	£	£
1868	112,000			112,000	2,893			2,893
1869		26,000		26,000		617		617
1870								
1871		8,000		8,000		208		208
1872		12,000		12,000		340		340
1873								
1874		120,600		120,600		2,070		2,070
1875		8,000		8,000		60		60
1876	354,000	4,000		358,000	7,500	16		7,516
1877	14,000			14,000	50			50
1878	18,000			18,000	720			720
1879								
1880	4,000			4,000	230			230
1881								
1882								
1883		4,000		4,000		32		32
1884					5			5
1885	8,000			8,000	36			36
1886								
1887								
1888		20,000		20,000		724		724
1889							18	18
1890		8,000		8,000		2,000		2,000
1891								
1892	2,000	60,000		62,000	200	5,000		5,200
1893		150,000		150,000		2,329		2,329
1894		3,312,619		3,312,619		65,337		65,337
1895		18,058,806		18,058,806		333,763		333,763
1896		20,301,428		20,301,428		408,625		408,625
1897	70,144	30,053,360		30,123,504	1,854	522,327		524,181
1898		43,877,381	79,640	43,957,021		1,006,278	1,869	1,008,147
1899		34,047,494		34,047,494		895,349		895,349
1900	1,110,540	18,421,729	633,062	20,165,301	41,289	621,280	26,122	688,691
1901	130,510	57,952,613	7,519,215	65,602,338	3,931	2,272,830	240,323	2,517,084
1902	589,720	24,722,499	5,301,685	30,613,904	19,500	708,065	161,753	889,318
1903	10,000	16,267,956		16,277,956	250	383,827		384,077

SESSIONAL PAPER No. 10

The Produce of the Mine—*Continued.*

Mica.								
Quantities.				Values.				Years.
Great Britain.	United States.	Other Countries.	Totals.	Great Britain.	United States.	Other Countries.	Totals.	
Lbs.	Lbs.	Lbs.	Lbs.	£	£	£	£	
								1868
								1869
								1870
								1871
								1872
								1873
								1874
								1875
								1876
								1877
								1878
								1879
								1880
								1881
								1882
								1883
								1884
								1885
								1886
								1887
								1888
								1889
								1890
								1891
								1892
								1893
								1894
								1895
								1896
								1897
								1898
								1899
								1900
								1901
								1902
								1903

Not separately stated prior to 1888.

3-4 EDWARD VII., A. 1904

No. 19 (A).—EXPORTS of Canada

NICKEL, FINE, CONTAINED IN ORE, MATTE OR SPEISS.

Years	Quantities.				Values.			
	Great Britain.	United States.	Other Countries.	Totals.	Great Britain.	United States.	Other Countries.	Totals.
	Lbs.	Lbs.	Lbs.	Lbs.	£	£	£	£
1868								
1869								
1870								
1871								
1872								
1873								
1874								
1875								
1876								
1877								
1878								
1879								
1880								
1881								
1882		Not separately stated prior to 1891.						
1883								
1884								
1885								
1886								
1887								
1888								
1889								
1890								
1891	847,660	4,504,383		5,352,043	30,180	210,319		240,499
1892	2,700,124	12,532,904		15,233,028	151,122	466,517		617,639
1893	516,000	8,174,000	234,000	8,924,000	27,600	388,257	11,700	427,557
1894	1,025,904	7,385,372		8,411,276	113,457	695,342		808,799
1895	490,061	7,552,525		8,042,586	69,877	529,691		599,568
1896		6,996,540		6,996,540		486,651		486,651
1897	4,000	7,523,472		7,527,472	850	497,665		498,515
1898		14,760,996		14,760,996		970,531		970,531
1899		14,428,063		14,428,063		994,537		994,537
1900		13,493,239		13,493,239		1,040,498		1,040,498
1901		9,537,558		9,537,558		958,365		958,365
1902	438,638	3,444,626		3,883,264	89,091	745,422		834,513
1903		9,032,554		9,032,554		878,159		878,159

SESSIONAL PAPER No. 10

The Produce of the Mine—Continued.

PHOSPHATE.								Years.
Quantities.				Values.				
Great Britain.	United States.	Other Countries.	Totals.	Great Britain.	United States.	Other Countries.	Totals.	
Tons.	Tons.	Tons.	Tons.	£	£	£	£	
Not separately stated prior to 1878.								1868
.								1869
.								1870
.								1871
.								1872
.								1873
.								1874
.								1875
.								1876
.								1877
2,930	39	732	3,701	53,471	887	10,254	64,612	1878
9,385	2,018	524	11,927	177,949	28,818	9,528	216,295	1879
6,792	1,182	7,974	108,390	11,492	119,882	1880
3,199	2,402	15,601	210,364	29,129	239,493	1881
13,197	2,080	1,904	17,181	258,391	28,976	40,300	327,667	1882
12,263	220	1,995	14,478	255,816	2,400	44,500	302,716	1883
21,328	32	111	21,471	451,092	250	1,980	453,322	1884
16,878	745	1,361	18,984	327,508	8,980	25,800	362,288	1885
23,718	532	1,724	25,974	407,314	6,817	17,820	431,951	1886
20,465	733	1,605	22,803	360,313	6,223	29,913	396,449	1887
18,638	1,100	2,111	21,849	345,602	13,011	38,880	397,493	1888
19,695	2,911	552	23,158	322,269	32,464	9,850	364,583	1889
25,792	3,192	731	29,715	355,845	34,182	11,800	401,827	1890
22,062	1,825	370	24,257	393,250	22,350	6,600	422,200	1891
14,273	1,324	1,646	17,243	336,745	11,857	31,860	380,462	1892
8,309	2,663	918	11,890	97,737	18,188	16,550	132,475	1893
3,366	1,580	1	4,947	32,095	8,295	10	40,400	1894
3,469	720	4,189	29,600	4,210	33,810	1895
528	528	5,280	5,280	1896
21	2	23	210	5	60	275	1897
165	91	256	400	690	1,090	1898
719	20	122	861	8,100	90	1,100	9,290	1899
.....	73	76	149	1,635	650	2,285	1900
.....	6	6	120	120	1901
.....	70	70	1,880	1,880	1902
.....	1	1	20	20	1903

3-4 EDWARD VII., A. 1904

No. 19 (A).—EXPORTS of Canada—

Years.	GOLD-BEARING QUARTZ, DUST, NUGGETS, &C.				SILVER, METALLIC (INCLUDING SILVER ORE).			
	Values.				Values.			
	Great Britain.	United States.	Other Countries.	Totals.	Great Britain.	United States.	Other Countries.	Totals.
§	§	§	§	§	§	§	§	§
1868	15,734	80		15,814				
1869	159,810	14,996		174,806				
1870	116,145	15,090		131,145				
1871	84,152	78,885		163,037				
1872	64,578	1,169,862		1,234,440		595,261		595,261
1873	25,821	1,008,151	1,282	1,035,254	35,000	1,088,642		1,379,380
1874	5,033	1,068,889		1,073,922	510	1,344,380		1,088,642
1875		1,605,790		1,605,790	200	407,325		407,835
1876		1,472,471		1,472,471		443,243		443,443
1877	336	1,188,739		1,189,075		584,378		584,378
1878	48	1,031,461		1,031,509	3,896	122,695		122,695
1879	392	943,703		944,095		99,785		103,681
1880		1,086,994		1,086,994		637,000		637,000
1881	767	766,551		767,318	3,000	149,146		149,146
1882		930,151		930,151	5			
1883		911,383		911,383	200	15,105		15,110
1884		952,131		952,131	20	14,000		14,200
1885		999,007		999,007		12,900		12,920
1886	450	1,210,414		1,210,864	3	7,539		7,539
1887		1,017,401		1,017,401	8,450	25,134		25,137
1888		810,352		810,352	5	16,487		16,487
1889		623,479		623,479	1,100	299,415		299,420
1890	500	656,522		657,022	17,600	167,165		168,265
1891		553,976	150	554,126		184,015		184,015
1892		316,152	25	316,177		238,367		238,367
1893	100	247,768		247,868		193,441		193,441
1894		318,258		318,258		65,406		65,406
1895	20	606,254	6,455	612,729		423,707		423,707
1896	1,515	1,084,479	13,659	1,099,653		651,737		651,737
1897	3,560	2,784,498	16,043	2,804,101	26,806	1,595,548		1,595,548
1898	4,601	3,566,624	16,728	3,587,953		2,586,867		2,613,173
1899	80	3,258,427	14,195	3,272,702	1	3,519,036	750	3,519,786
1900	538	14,135,195	12,810	14,148,543	3,496	2,630,280		2,630,281
1901	181,125	24,231,890	32,141	24,445,156		1,350,557		1,354,053
1902	55	19,660,485	7,475	19,668,015		2,379,950	40,800	2,420,750
1903	1,923	16,430,850	4,755	16,437,528		2,055,428		2,055,428
						1,802,690		1,802,690

Not separately stated prior to 1871.

SESSIONAL PAPER No. 10

The Produce of the Mine—*Concluded.*

ALL OTHER ARTICLES, N.E.S.				TOTALS.				Years.
Values.				Values.				
Great Britain.	United States.	Other Countries.	Totals.	Great Britain.	United States.	Other Countries.	Totals.	
§	§	§	§	§	§	§	§	
18,578	195,958	7,958	222,494	421,093	733,980	121,056	1,276,129	1868
79,920	400,577	5,673	486,170	735,573	1,096,536	109,376	1,941,485	1869
482,270	685,150	33,956	1,201,376	842,339	1,182,443	167,759	2,192,541	1870
511,883	778,459	9,704	1,300,046	705,840	2,011,831	123,453	2,841,124	1871
499,746	1,111,765	7,588	1,619,099	665,479	3,968,824	145,291	4,779,594	1872
797,017	1,508,975	14,823	2,320,815	1,013,945	4,537,005	302,910	5,853,860	1873
230,639	566,780	773	798,192	371,869	3,100,901	288,065	3,760,835	1874
11,886	407,028	790	419,704	157,014	3,214,130	272,254	3,643,398	1875
2,632	235,874	638	239,144	362,889	3,167,912	201,026	3,731,827	1876
877,760	234,866	3,009	1,115,635	1,061,201	2,413,525	169,314	3,644,040	1877
21,738	158,987	14,087	194,812	142,374	2,472,979	200,994	2,816,347	1878
86,764	148,753	2,259	237,776	265,305	2,636,334	181,261	3,082,900	1879
22,317	234,146	1,435	257,898	216,867	2,495,624	164,860	2,877,351	1880
17,414	308,288	7,920	333,622	253,652	2,346,529	167,648	2,767,829	1881
20,637	366,088	8,832	395,557	311,456	2,418,021	284,096	3,013,573	1882
29,623	322,189	1,009	352,821	309,794	2,332,051	329,041	2,970,886	1883
21,669	228,539	2,683	252,891	519,672	2,505,501	221,919	3,247,092	1884
90,953	338,857	6,415	436,225	485,408	2,898,518	255,611	3,639,537	1885
105,761	341,986	13,155	460,902	589,832	3,115,696	245,619	3,951,147	1886
34,179	445,946	16,716	496,841	477,722	3,085,431	242,806	3,805,959	1887
23,440	330,320	1,877	355,637	478,260	3,341,308	291,369	4,110,937	1888
3,532	274,786	559	278,877	422,355	3,753,351	243,464	4,419,170	1889
6,942	228,923	165	236,030	630,815	3,963,257	261,685	4,855,757	1890
1,165	184,500	427	186,092	851,794	4,600,800	331,549	5,784,143	1891
6,787	197,283	230	204,300	683,094	4,806,483	416,894	5,906,471	1892
4,375	265,401	1,505	271,281	244,560	4,756,280	329,050	5,329,890	1893
3,068	201,928	3,204	208,200	257,613	5,130,186	413,210	5,801,009	1894
1,920	250,700	707	253,327	388,407	6,271,397	323,423	6,983,227	1895
3,439	263,019	10,248	276,706	175,512	7,437,814	446,324	8,059,650	1896
9,240	209,669	2,992	221,901	354,769	10,533,581	410,565	11,298,915	1897
22,605	440,794	761	464,160	212,304	13,838,831	412,121	14,463,256	1898
10,270	274,357	27,954	312,581	154,151	12,683,332	530,667	13,368,150	1899
11,831	441,812	42,237	495,880	193,746	23,698,606	687,914	24,580,266	1900
56,032	681,584	122,902	860,518	877,880	38,355,930	1,133,873	40,367,683	1901
52,098	1,803,977	138,048	1,994,123	802,842	33,145,856	998,876	34,947,574	1902
87,819	1,428,764	94,983	1,611,566	597,130	29,546,605	921,126	31,064,861	1903

3-4 EDWARD VII., A. 1904¹

No. 19 (B).—EXPORTS of Canada—

FISH—CODFISH (INCLUDING HADDOCK, LING AND POLLOCK), DRY SALTED.

Years.	Quantities.				Values.			
	Great Britain.	United States.	Other Countries.	Totals.	Great Britain.	United States.	Other Countries.	Totals.
	Cwt.	Cwt.	Cwt.	Cwt.	£	£	£	£
1868				* 603,510	54,879	151,792	1,748,399	* 1,955,070
1869				* 1,661,457	80,246	181,663	1,531,730	* 1,793,639
1870				* 500,667	45,639	150,106	1,859,947	* 2,055,692
1871				* 509,399	110,260	117,487	2,142,822	* 2,370,569
1872				* 694,181	88,242	75,359	2,431,456	* 2,595,057
1873				677,077	99,438	166,901	2,308,056	2,664,395
1874	32,681	69,213	680,236	781,530	28,538	173,992	2,454,757	2,657,287
1875	19,735	43,784	595,216	658,735	75,441	165,197	2,456,899	2,697,537
1876	10,492	42,323	576,532	629,347	60,572	151,770	2,764,347	2,976,689
1877	16,634	51,571	666,766	734,971	77,038	199,450	2,974,069	3,250,557
1878	17,692	85,801	671,262	774,665	72,071	277,062	2,840,203	3,189,336
1879	32,110	67,916	706,863	806,889	134,192	193,113	2,868,026	3,145,331
1880	36,992	86,117	815,987	939,096	153,761	239,086	3,168,294	3,561,141
1881	17,183	201,962	724,159	943,304	60,939	476,257	2,627,469	3,164,665
1882	21,956	173,274	677,193	872,423	83,305	565,979	2,738,527	3,387,811
1883	17,654	175,439	532,241	725,334	88,688	757,620	2,806,775	3,653,083
1884	19,391	173,104	658,087	850,582	95,667	712,298	2,931,635	3,739,600
1885	18,658	195,666	633,379	847,703	70,393	641,611	2,341,317	3,053,321
1886	21,068	153,271	586,883	761,222	82,645	406,392	1,895,463	2,384,500
1887	9,949	157,788	651,979	819,716	57,028	399,388	2,068,115	2,524,531
1888	9,097	152,113	621,000	782,210	37,479	516,277	2,547,632	3,101,388
1889	15,040	120,331	572,995	708,366	66,867	467,457	2,541,159	3,075,483
1890	9,714	139,946	572,880	722,540	46,239	524,251	2,443,785	3,014,275
1891	7,445	128,013	596,320	731,778	32,484	536,109	2,550,937	3,119,530
1892	9,912	111,962	567,608	689,482	48,162	487,919	2,610,718	3,146,799
1893	15,020	141,337	555,480	711,837	67,935	545,556	2,396,325	3,009,816
1894	12,382	136,635	561,750	710,167	60,509	538,168	2,547,999	3,146,676
1895	8,466	104,665	682,813	795,944	37,043	393,110	2,897,258	3,327,411
1896	14,186	83,504	666,135	763,825	66,168	321,218	2,688,806	3,076,192
1897	24,490	101,911	587,049	713,450	97,667	379,914	2,221,024	2,698,605
1898	14,396	104,773	593,397	712,566	54,651	558,278	2,167,383	2,580,312
1899	19,253	142,447	524,312	686,012	74,582	539,471	2,088,501	2,702,554
1900	19,467	157,175	560,535	737,177	81,114	638,276	2,275,293	2,994,683
1901	22,359	183,913	526,672	732,944	61,023	669,807	2,030,651	2,761,481
1902	30,500	182,184	546,484	759,168	122,119	724,484	2,315,071	3,161,674
1903	28,273	158,765	623,137	810,175	115,555	600,352	2,620,993	3,336,900

* Includes all fish, dry salted.

SESSIONAL PAPER No. 10

The Produce of the Fisheries.

FISH—HERRING, PICKLED.								Years.
Quantities.				Values.				
Great Britain.	United States.	Other Countries.	Totals.	Great Britain.	United States.	Other Countries.	Totals.	
Brls.	Brls.	Brls.	Brls.	\$	\$	\$	\$	
Included with 'Mackerel, Pickled,' prior to 1873.								1868
								1869
								1870
								1871
								1872
								1873
			114,320	250	114,132	201,469	315,851	1873
19	48,250	63,051	111,320	63	160,096	203,292	363,451	1874
56	71,216	61,701	132,973	178	234,574	244,206	478,958	1875
36	55,833	63,977	119,846	144	198,893	270,744	469,781	1876
1,090	50,143	91,286	142,519	3,638	173,478	343,009	520,125	1877
170	26,758	80,922	107,850	645	100,950	304,787	406,382	1878
183	37,879	75,453	113,515	544	119,569	270,347	390,460	1879
56	34,417	62,646	97,119	168	110,484	225,767	336,419	1880
99	42,286	43,239	85,624	406	140,533	161,563	302,502	1881
69	58,110	39,828	98,007	321	197,790	158,205	356,316	1882
156	80,915	42,812	123,883	780	306,193	198,757	505,730	1883
11	80,342	57,017	137,370	33	300,455	239,423	539,911	1884
392	98,390	52,387	151,169	957	290,534	171,898	463,389	1885
388	28,299	40,569	69,256	1,439	78,172	122,994	202,605	1886
1	33,386	36,205	69,592	4	116,050	128,956	245,010	1887
239	35,389	43,674	79,302	979	128,264	169,703	298,946	1888
30	27,887	52,065	79,982	122	112,170	200,427	312,719	1889
4	28,754	61,160	89,918	17	94,068	211,179	305,264	1890
5	45,923	55,740	101,668	25	148,119	186,013	334,157	1891
9	33,990	51,911	85,910	27	134,889	201,907	336,823	1892
193	39,162	63,139	102,494	367	151,878	217,434	369,679	1893
160	40,715	60,129	101,004	689	115,712	205,736	322,137	1894
35	33,257	70,478	103,770	175	86,995	230,476	317,646	1895
849	28,021	73,579	102,449	1,753	81,618	208,626	291,997	1896
50	23,428	63,379	86,857	150	62,607	178,147	240,904	1897
69	14,193	42,992	57,254	276	46,479	140,256	187,011	1898
86	13,648	39,336	53,070	364	42,084	144,250	186,698	1899
474	21,218	33,516	55,208	1,835	59,543	128,633	190,011	1900
1,564	23,538	45,193	70,295	6,735	83,359	166,835	256,929	1901
1,559	30,965	46,920	79,444	6,747	99,174	187,731	293,652	1902
1,001	25,671	47,527	74,199	4,335	70,659	174,463	249,457	1903

3-4 EDWARD VII., A. 1904

No. 19 (B).—EXPORTS OF Canada—

Years.	Quantities.				Values.			
	Great Britain.	United States.	Other Countries.	Totals.	Great Britain.	United States.	Other Countries.	Totals.
	Lbs.	Lbs.	Lbs.	Lbs.	\$	\$	\$	\$
1868					7,060	18,462	5,062	* 30,584
1869					8,812	16,183	7,623	* 32,618
1870					4,101	20,867	5,287	* 30,255
1871					6,076	17,528	15,017	* 38,621
1872					7,014	14,069	24,332	* 45,415
1873				987,792	10,485	5,722	9,608	25,815
1874	178,582	232,959	295,722	707,263	6,981	6,945	12,940	26,866
1875	145,421	1,129,987	79,288	1,354,696	10,949	33,176	3,425	47,550
1876	709,632	1,773,321	690,498	3,173,451	14,276	41,473	16,588	72,337
1877	303,990	1,674,571	574,222	2,552,783	20,347	26,303	19,663	66,313
1878	239,951	3,802,961	358,647	4,401,559	12,150	44,895	10,363	67,408
1879	189,740	3,314,663	216,965	3,721,368	3,865	39,124	5,979	48,968
1880	439,675	5,370,004	376,034	6,185,713	11,743	72,846	11,201	95,790
1881	222,815	7,893,580	348,131	8,464,526	5,860	112,715	8,645	127,220
1882	218,948	10,226,597	285,092	10,730,637	8,384	144,553	6,884	159,821
1883	11,000	8,121,943	319,586	8,452,529	1,014	161,130	7,241	169,385
1884	75,894	7,373,917	410,137	7,859,948	2,229	140,560	11,468	154,257
1885	204,171	9,717,162	521,379	10,442,712	5,993	133,109	11,491	150,593
1886	14,800	5,133,261	345,745	5,493,806	282	67,225	7,023	74,530
1887	16,360	5,588,058	357,125	5,961,543	409	92,556	7,620	100,585
1888	36,100	6,041,153	224,601	6,301,854	935	105,604	5,629	112,168
1889	15,562	4,591,672	206,897	4,814,131	450	130,114	5,303	135,867
1890	5,850	5,201,567	584,948	5,792,365	259	91,850	14,017	106,126
1891	1,300	4,354,143	976,314	5,331,757	27	87,854	21,682	109,563
1892	18,965	2,573,059	1,137,923	3,729,947	436	45,345	24,901	70,682
1893	5,500	3,253,055	1,307,398	4,565,953	85	41,840	27,294	69,219
1894	5,000	2,978,050	1,056,256	4,039,306	100	55,684	24,130	79,914
1895	56,050	2,154,835	2,747,838	4,958,723	914	40,819	59,640	101,373
1896	97,745	2,998,732	3,040,382	6,136,859	1,612	51,105	53,819	106,536
1897	36,750	2,592,160	2,199,583	4,828,493	1,073	44,548	45,445	91,066
1898	76,005	5,071,567	1,249,020	6,396,592	1,800	89,556	22,215	113,571
1899	78,500	2,972,456	1,307,050	4,358,006	2,021	64,745	22,131	88,897
1900	135,665	4,180,698	1,935,088	6,251,451	3,388	82,705	17,840	103,933
1901	50,300	1,595,735	470,541	2,116,576	1,011	37,713	12,250	50,974
1902	64,350	2,756,224	739,760	3,560,334	1,560	58,769	15,081	75,410
1903	42,994	2,680,577	705,225	3,428,796	1,423	60,893	15,464	77,780

* Includes all smoked fish.

SESSIONAL PAPER No. 10

The Produce of the Fisheries—*Continued.*

FISH—LOBSTERS, FRESH.								Years.
Quantities.				Values.				
Great Britain.	United States.	Other Countries.	Totals.	Great Britain.	United States.	Other Countries.	Totals.	
Brls.	Brls.	Brls.	Brls.	\$	\$	\$	\$	
Not separately stated prior to 1873.								1868
.....								1869
.....								1870
.....								1871
.....								1872
.....								1873
.....								1874
.....								1875
.....								1876
.....								1877
.....								1878
.....								1879
.....								1880
.....								1881
.....								1882
.....								1883
.....								1884
.....								1885
.....								1886
.....								1887
.....								1888
.....								1889
.....								1890
.....								1891
.....								1892
.....								1893
.....								1894
.....								1895
.....								1896
.....								1897
.....								1898
.....								1899
.....								1900
.....								1901
.....								1902
.....								1903

3-4 EDWARD VII., A. 1904

No. 19 (B).—EXPORTS of Canada—

Years.	FISH—LOBSTERS, CANNED.							
	Quantities.				Values.			
	Great Britain.	United States.	Other Countries.	Totals.	Great Britain.	United States.	Other Countries.	Totals.
Lbs.	Lbs.	Lbs.	Lbs.	\$	\$	\$	\$	
1868								
1869								
1870								
1871								
1872								
1873				1,973,376	185,712	136,769	539	323,020
1874	3,463,453	851,475	13,252	4,330,180	396,201	124,713	2,619	523,533
1875	2,334,095	2,130,265	68,747	4,533,107	302,356	280,811	9,504	592,671
1876	3,745,512	787,349	42,106	4,574,967	460,606	106,099	5,197	571,902
1877	5,068,172	1,025,882	14,672	6,108,726	554,153	113,394	1,956	669,503
1878	6,589,784	1,488,715	27,372	8,105,871	742,068	180,990	3,531	926,589
1879	8,056,570	2,011,195	403,873	10,471,638	841,941	210,809	51,210	1,103,960
1880	6,124,889	2,586,596	80,294	8,791,779	640,760	267,792	9,435	917,987
1881	10,918,614	2,249,968	126,920	13,295,502	1,103,640	230,303	13,958	1,347,901
1882	10,675,124	3,828,336	305,692	14,809,152	1,046,009	354,593	31,139	1,431,741
1883	10,413,978	4,418,244	274,758	15,106,980	999,780	450,694	28,421	1,478,895
1884	6,899,076	3,688,196	230,915	10,818,187	719,176	404,784	21,684	1,145,644
1885	8,099,001	6,198,975	286,914	14,584,890	903,298	712,870	37,010	1,653,178
1886	7,698,023	4,644,515	1,752,034	14,094,572	925,170	499,779	238,043	1,662,992
1887	8,612,583	3,312,138	847,856	12,772,577	943,347	338,988	96,908	1,379,243
1888	4,867,953	4,823,587	1,652,902	11,344,442	558,061	482,623	179,839	1,220,523
1889	3,677,409	4,409,811	1,175,589	9,262,809	444,979	490,504	160,280	1,095,763
1890	3,420,775	3,851,447	729,133	8,001,355	436,432	460,317	100,905	997,654
1891	4,545,572	6,853,170	601,994	12,000,736	696,711	954,200	99,839	1,750,750
1892	4,994,695	4,253,016	972,157	10,219,868	807,814	680,477	166,771	1,655,062
1893	5,932,272	5,826,273	860,117	12,618,662	829,334	798,726	152,199	1,780,259
1894	7,069,664	4,974,894	1,456,932	13,501,490	1,129,576	683,038	260,721	2,073,335
1895	6,779,238	4,719,454	788,470	12,287,162	985,830	706,838	136,313	1,828,981
1896	7,587,280	5,649,519	1,253,660	14,490,459	1,146,444	777,398	222,467	2,146,309
1897	5,327,248	4,471,478	1,515,343	11,314,069	1,008,158	742,406	324,591	2,075,155
1898	5,832,300	4,062,513	2,023,987	11,918,800	1,147,593	717,489	425,790	2,290,872
1899	4,412,239	3,681,085	2,943,829	11,037,153	927,850	703,444	688,766	2,320,060
1900	3,265,450	4,552,815	2,653,573	10,471,838	760,026	977,094	635,739	2,372,859
1901	3,115,508	4,362,073	3,701,066	11,178,647	697,743	840,237	745,950	2,283,930
1902	4,156,057	3,335,706	2,662,824	10,154,587	882,480	697,835	569,080	2,149,395
1903	4,009,558	3,585,137	3,944,447	11,539,142	925,715	703,258	962,612	2,591,585

Not separately stated prior to 1873.

SESSIONAL PAPER No. 10

The Produce of the Fisheries—*Continued.*

FISH—MACKEREL, FRESH.								Years.
Quantities.				Values.				
Great Britain.	United States.	Other Countries.	Totals.	Great Britain.	United States.	Other Countries.	Totals.	
Lbs.	Lbs.	Lbs.	Lbs.	\$	\$	\$	\$	
Not separately stated prior to 1874.								1868
								1869
								1870
								1871
								1872
								1873
	2,639		2,639		2,689		2,689	1874
5,520	1,008		6,528	1,200	126		1,326	1875
6,048	22,760		28,808	665	4,632		5,297	1876
	703		703		62		62	1877
	152,821		152,821		7,019		7,019	1878
	92,486		92,486		4,641		4,641	1879
	29,409		29,409		1,424		1,424	1880
	729,962		729,962		22,355		22,355	1881
19,152	278,099		297,251	1,397	11,642		13,039	1882
11,440	476,655		488,095	803	17,569		18,372	1883
5,388	695,315		700,703	440	29,149		29,589	1884
2,450	529,292		531,742	140	8,877		9,017	1885
9,120	324,424	250	333,794	625	13,276	15	13,916	1886
	2,282,687		2,282,687		42,495		42,495	1887
	1,407,193		1,407,193		41,213		41,213	1888
	644,805		644,805		40,371		40,371	1889
	924,576	960	925,536		48,399	60	48,459	1890
	3,737,754		3,737,754		156,419		156,419	1891
	1,743,827	200	1,744,027		100,575	25	100,600	1892
	1,668,125		1,668,125		73,185		73,185	1893
	1,784,070		1,784,070		97,069		97,069	1894
	1,553,317	300	1,553,617		66,881	6	66,887	1895
	2,770,040		2,770,040		100,915		100,915	1896
	1,254,845	400	1,255,245		63,741	20	63,761	1897
	1,488,273	400	1,488,673		63,600	25	63,625	1898
	1,455,910	1,860	1,457,770		86,375	165	86,540	1899
	493,103	379	493,482		26,922	28	26,950	1900
	378,836	1,500	380,336		18,055	79	18,134	1901
	1,915,729	300	1,916,029		66,410	28	66,438	1902
	860,290	60	860,350		22,796	6	22,802	1903

3-4 EDWARD VII., A. 1904

No. 19 (B).—EXPORTS of Canada—

Years.	FISH—MACKEREL, PICKLED.							
	Quantities.				Values.			
	Great Britain.	United States.	Other Countries.	Totals.	Great Britain.	United States.	Other Countries.	Totals.
Brls.	Brls.	Brls.	Brls.	\$	\$	\$	\$	
1868					10,900	596,439	430,145	*1,037,484
1869				*220,868	19,735	593,995	371,189	*984,919
1870				*293,641	24,464	527,552	458,998	*1,011,014
1871				*224,821	19,651	516,988	571,423	*1,108,062
1872					14,109	510,267	685,160	*1,209,536
1873				118,402		513,398	172,804	686,202
1874	5	67,693	12,776	80,474	26	615,506	96,896	712,428
1875	394	70,555	42,897	113,846	1,668	523,648	263,605	788,921
1876	213	69,841	21,761	91,815	1,318	575,323	164,993	741,634
1877	10	43,204	30,847	74,061	44	358,460	226,410	584,914
1878	378	100,371	28,205	128,954	2,310	823,963	195,413	1,021,686
1879	611	87,504	53,250	141,365	2,936	563,158	243,210	809,304
1880	174	99,955	52,212	152,341	670	446,359	236,923	683,982
1881	54	118,953	48,278	167,285	271	575,234	218,689	794,194
1882	39	55,873	18,929	74,841	542	338,223	114,348	453,113
1883	2	45,285	22,162	67,449	8	347,360	172,967	520,335
1884	2	85,214	10,600	95,816	16	789,101	87,680	876,797
1885	1	84,497	35,259	119,757	3	625,902	177,037	802,942
1886	3	60,867	35,576	96,446	11	372,709	136,654	509,374
1887	1	79,311	15,015	94,327	4	573,968	83,757	657,729
1888	49	59,128	6,570	65,747	300	522,076	57,339	579,715
1889		27,861	1,798	29,659		380,519	16,005	405,524
1890	9,858	26,672	445	36,975	124,919	404,003	4,691	533,613
1891	48	70,110	2,645	72,803	240	749,228	24,312	773,780
1892		65,567	10,599	76,166		568,593	67,283	635,876
1893		42,424	4,530	46,954		421,857	34,106	455,963
1894		33,021	10,875	43,896		320,970	77,765	398,735
1895	94	37,657	4,031	41,782	940	358,928	37,529	397,397
1896		20,399	1,454	21,853		265,041	16,226	281,267
1897		13,993	3,644	17,637		155,536	36,141	191,677
1898		10,505	2,372	12,877		132,630	21,445	154,075
1899		12,188	1,518	13,706		153,431	16,334	169,765
1900		9,760	2,088	11,848		135,702	20,125	155,827
1901	35	32,766	7,329	40,130	320	227,089	55,748	283,157
1902	382	36,993	8,201	45,376	3,848	286,074	64,930	354,852
1903	40	18,350	1,849	20,239	500	216,559	18,224	235,283

* Includes all fish, wet salted.

SESSIONAL PAPER No. 10

The Produce of the Fisheries--Continued.

FISH—SALMON, FRESH.								
Quantities.				Values.				Years.
Great Britain.	United States.	Other Countries.	Totals.	Great Britain.	United States.	Other Countries.	Totals.	
Lbs.	Lbs.	Lbs.	Lbs.	\$	\$	\$	\$	
					58,249		58,249	1868
					61,912		61,912	1869
					79,035		79,035	1870
				12	66,009		66,021	1871
					69,132	70	69,202	1872
			656,214	21,896	54,084	250	76,230	1873
	811,370		811,370		84,024		84,024	1874
	647,075		647,075		72,462		72,462	1875
	577,739	6,627	584,366		73,745	789	74,534	1876
4,800	1,260,639	1,973	1,267,412	700	121,714	324	122,738	1877
120	2,865,597	27,751	2,893,468	12	260,845	2,302	263,159	1878
9,600	2,441,682	181	2,451,463	1,400	228,425	37	229,862	1879
	1,723,614	738		8,519	172,738	148	181,405	1880
36,215			1,760,567					
	1,229,259	258	1,232,169	800	124,515	63	125,378	1881
2,652								
	1,016,888		1,016,888		139,053		139,053	1882
	1,262,589	220	1,262,809		180,527	36	180,563	1883
	1,059,688	73	1,059,761		152,024	11	152,035	1884
	2,133,154		2,133,154		223,249		223,249	1885
1,800	2,157,700		2,159,500	160	219,358		219,518	1886
20	1,328,522		1,328,542	5	141,519		141,524	1887
300	1,509,209		1,509,509	30	165,846		165,876	1888
200	1,118,140	3,936	1,122,276	13	123,971	495	124,479	1889
25	991,850	237	992,112	10	112,429	58	112,497	1890
65,100	1,171,166	300	1,236,566	5,810	125,016	12	130,838	1891
154,418	930,560	60,185	1,145,163	15,441	105,636	5,441	126,518	1892
80,000	1,144,891	4,662	1,229,553	4,000	119,380	336	123,716	1893
50,143	1,328,431	46,318	1,424,892	4,841	125,430	3,901	134,172	1894
28,623	1,177,387	120,415	1,326,425	2,843	113,306	8,466	124,615	1895
39,922	2,024,948	242,413	2,307,283	3,042	206,795	12,583	222,420	1896
111,472	1,903,139	19,195	2,033,806	10,122	180,063	1,695	191,880	1897
208,961	1,326,957	6,583	1,542,501	6,404	127,835	561	134,800	1898
64,655	870,146	950	935,751	4,245	89,113	67	93,425	1899
351,265	1,008,508	297,830	1,657,603	32,045	91,058	19,135	142,238	1900
160	1,497,727	71,791	1,569,678	18	136,591	5,019	141,628	1901
774,048	1,271,042	55,261	2,100,351	60,545	131,905	4,446	196,896	1902
321,572	1,171,783	116,184	1,609,539	27,463	125,090	9,158	161,711	1903

3-4 EDWARD VII., A. 1904

No. 19 (B).—EXPORTS of Canada—

Years.	FISH—SALMON, CANNED.							
	Quantities.				Values.			
	Great Britain.	United States.	Other Countries.	Totals.	Great Britain.	United States.	Other Countries.	Totals.
Lbs.	Lbs.	Lbs.	Lbs.	\$	\$	\$	\$	
1868				269,492	41,583	1,942	2,240	45,765
1869				442,476	63,977	14,327	120	78,424
1870					67,400	5,262	1,819	74,481
1871				599,758	96,571	9,046	4,142	109,759
1872					73,422	8,229	391	82,042
1873					38,230	21,598	3,019	62,847
1874	980,833	336,621	26,512	1,343,966	174,869	24,501	5,070	204,440
1875	1,214,197	130,566	201,012	1,545,775	198,642	20,386	31,737	250,765
1876	409,777	216,641	145,802	763,220	51,381	27,337	17,757	96,475
1877	398,515	23,958	163,054	585,527	55,203	2,997	23,491	81,691
1878	1,204,328	1,802,164	320,908	3,327,400	161,685	203,078	42,948	407,711
1879	3,187,774	1,354,090	423,144	4,965,008	400,265	165,344	49,208	614,817
1880	2,511,391	338,484	42,266	2,892,141	264,991	33,335	4,399	302,725
1881	2,663,932	167,379	12,872	2,844,183	279,109	17,544	1,339	297,992
1882	7,008,992	279,728	199,300	7,488,020	845,124	30,533	21,515	897,172
1883	10,737,308	36,531	201,384	10,977,223	1,129,966	5,279	20,978	1,156,223
1884	6,193,968	926,449	228,000	7,348,417	680,758	97,604	23,655	802,017
1885	4,131,648	276,060	633,232	5,040,940	423,415	28,357	59,121	510,893
1886	3,621,740	148,875	316,608	4,087,223	365,660	15,351	32,806	413,817
1887	4,680,192	161,675	493,152	5,335,019	526,756	22,863	52,846	602,465
1888	7,133,081	18,624	1,151,485	8,303,190	806,266	1,621	110,936	918,823
1889	5,304,200	138,762	1,295,511	6,738,473	592,144	16,174	144,503	752,821
1890	16,671,727	486,172	766,155	17,924,054	1,923,271	64,101	82,364	2,069,736
1891	13,576,108	19,904	2,340,598	15,935,710	1,520,536	1,888	222,716	1,745,140
1892	11,325,165	77,010	965,984	12,368,159	1,156,062	5,132	93,385	1,254,579
1893	7,985,652	2,192	231,674	8,219,518	847,449	296	22,633	870,378
1894	23,359,484	11,553	671,074	24,042,111	2,327,602	1,153	57,941	2,386,696
1895	19,771,686	408	752,256	20,524,350	1,934,642	33	74,738	2,009,413
1896	21,861,276	180,578	439,779	22,481,633	2,476,319	15,073	45,363	2,536,755
1897	27,105,355	3,997	852,543	27,961,895	2,776,160	321	79,646	2,856,127
1898	39,178,599	76,330	2,392,066	41,646,995	3,238,166	5,534	186,945	3,430,645
1899	24,058,035	931,125	953,011	25,942,171	2,296,292	46,719	64,470	2,407,481
1900	33,992,556	216,637	2,803,087	37,012,280	2,645,898	18,973	218,459	2,883,330
1901	28,107,945	4,510,848	2,724,631	35,343,424	2,322,111	335,683	231,686	2,889,480
1902	45,867,581	301,486	3,133,587	49,302,654	4,735,613	24,556	252,569	5,012,738
1903	21,675,368	5,497	1,641,627	23,322,492	2,459,499	448	129,713	2,589,660

SESSIONAL PAPER No. 10

The Produce of the Fisheries—*Continued.*

FISH—ALL OTHER, FRESH, N.E.S.				FURS AND SKINS, THE PRODUCE OF MARINE ANIMALS.				Years.
Values.				Values.				
Great Britain.	United States.	Other Countries.	Totals.	Great Britain.	United States.	Other Countries.	Totals.	
\$	\$	\$	\$	\$	\$	\$	\$	
	59,993		59,993	9,818	836	204	10,858	1868
	101,366		101,366	13,178	1,307	240	14,725	1869
70	85,888	8,439	94,327	82,935	50	238	83,223	1870
14	125,609	620	126,229	62,484	5,202	405	68,091	1871
8	106,795	81	106,876	57,443	55	384	57,882	1872
	175,135	52,225	227,360	52,917		110	53,027	1873
684	133,206	100,720	234,610	14,544	4,929		19,473	1874
8	172,610	222	172,832	25,353	200		25,553	1875
75	153,563	713	154,276	20,188	850	164	21,202	1876
230	167,778	396	168,174	19,666	3,483		23,149	1877
336	220,770	656	221,426	9,111		326	9,437	1878
283	157,057	525	157,582	28,583	50	760	29,393	1879
127	194,658	329	195,114	19,515	66		19,581	1880
554	255,913	610	257,077	75,991	29,255		105,246	1881
292	323,092	470	323,854	61,938	17,750		79,688	1882
32	437,381	8,476	445,857	70,512	74,530		145,042	1883
197	587,477	726	588,400	79,225	320	8,283	87,828	1884
171	505,183	553	505,907	88,031	91,211		179,242	1885
3,934	516,522	1,384	521,840	152,695	79,215		231,910	1886
810	619,052	696	620,558	152,587	155,145		307,732	1887
610	817,699	1,248	819,557	115,579	108,017	734	224,330	1888
496	741,336	5,605	747,437	121,509	90,865		212,374	1889
160	655,911	838	656,909	147,164	171,471		318,635	1890
2,216	732,653	828	735,697	479,934	56,115		536,049	1891
152	810,562	1,229	811,943	948,038	157,206		1,105,244	1892
368	889,462	972	890,802	580,518	13,374		593,892	1893
306	947,834	2,982	951,122	1,038,355	21,837		1,060,192	1894
99	869,213	1,560	870,872	1,161,785	2,177		1,163,962	1895
422	1,038,228	1,459	1,040,109	760,185	1,182	20	761,387	1896
166	924,349	1,312	925,827	460,572	265		460,837	1897
553	969,799	1,420	971,772	366,559	4,120		370,679	1898
2,905	915,203	1,682	919,790	291,300	4,775		296,075	1899
4,934	1,165,405	1,652	1,171,991	537,099	143		537,242	1900
183	1,352,181	9,315	1,361,679	260	322		582	1901
386	1,483,868	2,021	1,486,275	527,788	5,602	5,140	533,530	1902
802	1,263,459	2,862	1,267,123	347,480	2,504	869	350,853	1903

3-4 EDWARD VII., A. 1904

No. 19 (B).—EXPORTS of Canada—

Years.	OILS—COD, SEAL, WHALE, & C.							
	Quantities.				Values.			
	Great Britain.	United States.	Other Countries.	Totals.	Great Britain.	United States.	Other Countries.	Totals.
	Galls.	Galls.	Galls.	Galls.	\$	\$	\$	\$
1868				195,840	53,077	34,867	12,292	100,236
1869				271,762	29,371	98,254	7,391	135,016
1870				155,196	28,295	53,282	5,466	87,043
1871				142,903	34,023	36,307	9,211	79,631
1872					49,526	45,858	7,359	102,734
1873				261,992	56,208	32,598	37,798	126,604
1874	149,099	127,279	7,012	283,390	63,513	62,119	4,062	129,694
1875	84,401	116,545	620	201,566	32,286	56,321	310	88,917
1876	141,397	90,653	29,484	261,534	70,596	44,334	16,453	131,383
1877	138,576	94,404	1,606	234,586	63,841	56,086	858	120,785
1878	75,458	198,195	1,202	274,855	36,419	94,435	696	131,550
1879	207,639	138,810	8,685	355,134	73,316	54,410	3,593	131,319
1880	121,173	204,981	5,845	331,999	47,388	68,762	2,369	118,519
1881	67,151	208,732	611	276,494	27,915	92,321	300	120,536
1882	195,016	186,559	2,368	383,943	80,104	80,174	1,016	161,294
1883	64,749	248,909	2,938	316,596	40,023	115,379	1,763	157,165
1884	52,542	272,890	2,747	328,179	28,375	123,771	1,423	153,569
1885	128,838	165,688	967	295,493	48,394	68,342	509	117,245
1886	93,223	59,233	3,549	* 6,005	44,795	17,265	1,687	63,747
1887	45,128	43,315	1,143	89,586	14,610	11,832	538	26,980
1888	58,339	88,010	4,754	151,103	17,676	22,061	1,504	41,241
1889	52,687	141,260	1,180	195,127	18,333	36,642	385	55,360
1890	68,046	52,418	1,231	121,695	27,035	13,818	390	41,243
1891	20,823	39,648	1,509	61,980	7,139	10,690	468	18,29
1892	79,719	92,288	389	172,396	26,365	27,054	134	53,553
1893	16,801	186,048	707	203,556	7,281	58,020	216	65,517
1894	13,475	74,977	2,562	91,014	4,851	18,070	1,076	23,997
1895	23,652	119,325	26,846	169,823	7,276	30,156	3,561	40,993
1896	24,413	103,954	2,041	130,411	4,485	27,728	736	32,949
1897	40,285	158,739	3,949	202,973	8,856	38,876	2,182	49,914
1898	13,409	126,839	480	140,728	3,362	31,579	137	35,078
1899	29,392	151,176	1,695	182,263	7,635	38,844	444	46,923
1900	12,451	187,656	138	200,245	3,542	47,419	52	51,013
1901	34,149	146,821	1,595	182,565	10,702	38,514	440	49,656
1902	85,649	171,350	7,479	264,478	28,797	49,819	1,972	80,588
1903	46,345	98,374	21,256	165,975	18,700	28,905	5,949	53,554

SESSIONAL PAPER No. 10

The Produce of the Fisheries—*Concluded.*

ALL OTHER ARTICLES, N. E. S.				TOTALS.				Years.
Values.				Values.				
Great Britain.	United States.	Other Countries.	Totals.	Great Britain.	United States.	Other Countries.	Totals.	
\$	\$	\$	\$	\$	\$	\$	\$	
49,598	4,212	5,461	59,271	226,915	926,792	2,203,803	3,357,510	1868
20,930	16,604	2,557	40,091	236,249	1,085,611	1,920,850	3,242,710	1869
68,124	21,146	4,139	93,409	321,028	943,188	2,344,333	3,608,549	1870
19,548	3,280	4,450	27,278	348,639	897,546	2,748,090	3,994,275	1871
90,105	21,848	5,500	117,453	379,869	851,612	3,154,733	4,386,214	1872
18,021	110,476	83,734	212,231	483,157	1,336,398	2,959,722	4,779,277	1873
15,394	223,582	94,536	333,512	700,813	1,616,663	2,974,892	5,292,368	1874
4,789	83,527	72,923	161,239	652,870	1,644,826	3,082,831	5,380,527	1875
7,280	97,300	80,824	185,404	687,101	1,475,319	3,338,569	5,500,989	1876
13,470	94,712	157,937	266,119	808,330	1,317,917	3,748,113	5,874,360	1877
6,732	152,332	42,204	201,268	1,043,539	2,367,007	3,443,429	6,853,975	1878
7,521	162,911	41,940	212,372	1,494,846	1,899,190	3,534,835	6,928,871	1879
6,598	130,490	27,678	164,766	1,154,245	1,738,870	3,686,541	6,579,656	1880
7,317	163,312	30,692	201,321	1,562,802	2,241,585	3,063,328	6,867,715	1881
2,566	223,412	38,789	264,767	2,129,982	2,441,204	3,110,893	7,682,079	1882
5,466	301,192	40,414	347,072	2,337,072	3,186,218	3,285,828	8,809,118	1883
15,700	219,757	45,634	281,091	1,621,816	3,598,216	3,371,622	8,591,654	1884
2,219	179,017	57,320	238,556	1,543,014	3,560,731	2,856,256	7,960,001	1885
9,355	220,523	233,000	462,878	1,586,771	2,587,548	2,669,069	6,843,388	1886
8,630	122,871	14,675	146,176	1,704,190	2,717,509	2,454,111	6,875,810	1887
6,986	103,528	49,865	160,379	1,544,901	3,123,853	3,124,429	7,793,183	1888
5,015	90,022	48,138	143,175	1,249,928	2,839,980	3,122,300	7,212,208	1889
1,916	69,871	45,069	116,856	2,707,422	2,850,528	2,903,956	8,461,906	1890
2,760	70,073	52,923	125,756	2,747,882	3,807,786	3,159,733	9,715,401	1891
4,238	74,029	44,758	123,025	3,006,810	3,452,036	3,216,552	9,675,398	1892
9,739	99,364	40,555	149,658	2,347,076	3,503,904	2,892,070	8,743,050	1893
19,351	77,922	73,049	170,322	4,586,715	3,260,677	3,255,300	11,102,692	1894
10,047	52,340	73,535	135,922	4,143,994	3,025,171	3,523,082	10,692,247	1895
1,572	74,442	63,987	140,001	4,462,002	3,301,671	3,314,092	11,077,765	1896
3,157	75,236	59,384	137,777	4,366,081	2,998,655	2,949,587	10,314,323	1897
3,174	95,930	73,392	172,496	4,822,688	2,979,404	3,039,569	10,841,661	1898
3,395	128,388	92,113	223,896	3,610,972	3,179,751	3,118,939	9,909,662	1899
1,255	140,202	92,056	233,513	4,071,136	3,688,935	3,409,012	11,169,083	1900
11,270	186,140	123,865	321,275	3,113,306	4,224,948	3,382,098	10,720,352	1901
3,985	191,722	165,945	361,652	6,374,877	4,184,403	3,584,014	14,143,294	1902
3,321	267,076	194,812	465,209	3,904,793	3,760,266	4,135,125	11,800,184	1903

3-4 EDWARD VII., A. 1904

No. 19 (C).—EXPORTS of Canada—

Years.	ASHES—POT AND PEARL.							
	Quantities.				Values.			
	Great Britain.	United States.	Other Countries.	Totals.	Great Britain.	United States.	Other Countries.	Totals.
	Brls.	Brls.	Brls.	Brls.	\$	\$	\$	\$
1868				22,168	558,846	160,658	109	719,613
1869				22,796	623,031	100,384	158	723,573
1870				18,247	499,087	71,451	5,842	576,380
1871				17,466	605,984	24,918	5,550	636,452
1872				14,072	514,825	122,042	1,377	638,244
1873				16,315	655,415	34,201		689,616
1874	15,226	252		15,478	529,281	9,518		538,799
1875	13,287	559		13,846	524,898	21,330		546,228
1876					415,097	8,797		423,894
1877	16,343	116	1	16,460	468,788	3,042	2	471,832
1878	15,545	4,031	3	19,579	256,948	40,003	31	296,982
1879	8,655	2,343	58	11,056	206,067	37,159	1,541	244,767
1880	10,758	1,179	43	11,980	274,979	28,466	936	304,381
1881	9,346	753	50	10,149	275,932	13,442	1,212	290,586
1882	10,756	353		11,109	317,481	11,398		328,879
1883	6,987	556	258	7,801	239,669	19,051	9,335	268,055
1884	7,312	158	25	7,495	218,674	5,030	840	224,544
1885	5,358	299	302	5,959	140,074	7,629	8,619	156,322
1886	4,823	238	482	5,543	117,128	5,134	8,901	131,163
1887	4,411	322	37	4,770	118,698	7,667	1,223	127,588
1888	3,565	265	658	4,488	101,966	6,782	13,774	122,522
1889	2,991	81	490	3,562	84,032	2,010	14,337	100,379
1890	2,341	215	417	2,973	60,495	4,075	11,644	76,214
1891	2,201	565	187	2,953	68,380	16,717	5,895	90,992
1892	2,056	470	30	2,556	61,581	11,917	991	74,489
1893	1,651	432	14	2,097	50,106	11,203	451	61,760
1894	1,777	163	27	1,967	52,513	4,200	941	57,654
1895	1,990	311	82	2,383	56,391	7,537	2,327	66,255
1896	2,092	206	120	2,418	53,665	4,225	3,319	61,209
1897	1,756	308	86	2,150	42,467	6,329	2,136	50,932
1898	1,251	628	105	1,984	30,173	12,757	2,865	45,795
1899	1,441	315	96	1,852	42,360	7,794	2,784	52,938
1900	1,555	519	81	2,155	48,623	12,065	2,623	63,311
1901	1,193	237	103	1,533	38,595	7,097	2,887	48,579
1902	1,578	147	56	1,781	40,927	2,819	1,730	45,476
1903	1,128	304	84	1,516	34,652	7,913	3,281	45,846

SESSIONAL PAPER No. 10

The Produce of the Forest.

BARK FOR TANNING.								Years.
Quantities.				Values.				
Great Britain.	United States.	Other Countries.	Totals.	Great Britain.	United States.	Other Countries.	Totals.	
Cords.	Cords.	Cords.	Cords.	\$	\$	\$	\$	
Not separately stated prior to 1876.								1868
}								1869
}								1870
}								1871
}								1872
}								1873
}								1874
}								1875
.....	43,224	43,224	170,632	170,632	1876
1,114	75,383	76,497	16,969	284,730	301,699	1877
.....	106,374	106,374	360,259	360,259	1878
.....	65,892	65,892	227,986	227,986	1879
.....	112,813	112,813	441,360	441,360	1880
.....	101,553	101,553	481,758	481,758	1881
65	90,370	1,356	91,791	300	426,055	5,207	431,562	1882
.....	63,573	1,621	65,194	314,078	7,913	321,991	1883
.....	75,982	75,982	399,598	399,598	1884
.....	74,794	4	74,798	364,015	38	364,053	1885
.....	49,014	49,014	221,815	221,815	1886
.....	52,755	52,755	235,787	235,787	1887
.....	56,445	56,445	246,568	246,568	1888
.....	35,831	35,831	154,699	154,699	1889
.....	31,698	31,698	141,144	141,144	1890
.....	46,047	46,047	213,455	213,455	1891
.....	43,856	43,856	217,552	217,552	1892
.....	41,872	41,872	205,495	205,495	1893
.....	30,602	30,602	148,078	148,078	1894
.....	41,778	41,778	193,727	193,727	1895
.....	37,133	37,133	177,010	177,010	1896
.....	24,888	24,888	112,154	112,154	1897
.....	26,493	26,493	105,057	105,057	1898
.....	13,879	13,879	48,890	48,890	1899
.....	16,124	16,124	61,899	61,899	1900
73	16,964	17,037	306	61,718	62,024	1901
1,250	33,647	34,897	5,276	95,085	100,361	1902
.....	16,769	16,769	74,816	74,816	1903

3-4 EDWARD VII., A. 1904

No. 19 (C).—EXPORTS of Canada—

Years.	FIREWOOD.							
	Quantities.				Values.			
	Great Britain.	United States.	Other Countries.	Totals.	Great Britain.	United States.	Other Countries.	Totals.
Cords.	Cords.	Cords.	Cords.	\$	\$	\$	\$	
1868				226,378	9	495,098	541	495,648
1869				244,565	10	527,582	291	527,883
1870				235,762	8	519,977	250	520,235
1871				211,305		473,095	151	473,246
1872				188,698	123	469,438	220	469,781
1873				263,140		719,678	64	719,742
1874	40	207,184	38	207,292	180	570,107	126	570,413
1875	622	168,669	107	169,898	1,717	406,270	365	408,352
1876	21	176,157	124	176,302	88	349,033	351	349,472
1877	70	167,385	100	167,555	217	337,473	245	337,935
1878	26	166,865	43	166,934	136	318,784	117	319,037
1879	4	155,185	104	155,293	16	299,423	270	299,709
1880	614	152,036	318	152,968	2,475	292,086	626	295,187
1881	45	145,494	55	145,594	128	311,910	132	312,170
1882	220	170,239	116	170,575	675	366,390	419	367,484
1883	15	164,836	49	164,900	74	388,659	177	388,910
1884	12	158,605	80	158,697	24	353,570	235	353,829
1885	68	145,106	71	145,245	165	316,299	183	316,647
1886	9	155,087	82	155,178	40	313,214	226	313,480
1887		152,141	87	152,228		311,715	216	311,931
1888	6	156,650	70	156,726	18	337,806	178	338,002
1889		157,485	20	157,505		339,990	40	340,030
1890		133,224	47	133,271		281,125	173	281,298
1891		147,674	106	147,780		314,591	279	314,870
1892		179,103	55	179,158		370,152	149	370,301
1893	1	181,398	18	181,417	3	354,392	34	354,429
1894		148,929	149	149,078		286,808	228	287,036
1895		115,512	54	115,566		222,009	175	222,184
1896		118,681	39	118,720		222,309	80	222,389
1897		96,166	52	96,218		173,799	122	173,921
1898		79,904	68	79,972		140,761	136	140,897
1899		70,660	81	70,741		123,540	171	123,711
1900		67,159	44	67,203		117,663	88	117,751
1901	90	44,139	22	44,251	180	90,680	45	90,905
1902		43,850	23	43,873		91,407	100	91,507
1903		48,815	43	48,858		115,634	135	115,769

SESSIONAL PAPER No. 10

The Produce of the Forest—Continued

LOGS, ALL KINDS.								Years.
Quantities.				Values.				
Great Britain.	United States.	Other Countries.	Totals.	Great Britain.	United States.	Other Countries.	Totals.	
M. ft.	M. ft.	M. ft.	M. ft.	\$	\$	\$	\$	
					*170,489		*170,489	1868
					96,339	8	96,347	1869
					112,115		112,115	1870
	17,128		17,128		84,465		84,465	1871
	13,199		13,199		64,347		64,347	1872
	13,177		13,177		86,701		86,701	1873
	9,549		9,549		50,272		50,272	1874
	5,530		5,530		24,314		24,314	1875
103	9,120	137	9,360	414	39,366	1,162	33,942	1876
1,259	14,362	13	15,634	19,888	48,426	163	68,477	1877
34	20,391	959	21,384	922	81,648	2,209	84,779	1878
64	24,900	67	25,031	841	93,823	113	94,777	1879
	34,041	4	34,045		134,013	24	134,037	1880
60	37,707	65	37,832	300	195,286	488	196,074	1881
318	46,450	67	46,835	8,186	274,083	866	283,135	1882
321	43,812	51	44,184	2,576	259,784	192	262,552	1883
201	45,717	51	45,969	820	228,579	471	229,870	1884
	47,790	39	47,829		225,532	326	225,858	1885
138	66,035	120	66,293	3,709	309,447	809	313,965	1886
100	66,607	27	66,734	5,350	341,083	205	346,638	1887
111	72,049	44	72,204	6,594	383,526	739	390,859	1888
213	93,507	133	93,853	8,627	564,620	3,848	577,095	1889
71	103,416	42	103,529	672	681,265	592	682,529	1890
263	105,126	75	105,464	6,346	722,845	1,025	730,216	1891
14	149,785	83	149,882	1,640	1,112,687	1,596	1,115,923	1892
437	198,014	162	198,613	7,581	1,508,116	1,460	1,517,157	1893
2,258	338,231	57	340,546	110,499	2,749,370	1,383	2,861,252	1894
131	283,537	64	283,732	5,033	2,227,819	563	2,233,415	1895
619	204,542	66	205,227	13,890	1,717,143	288	1,731,321	1896
1,216	260,590	57	261,863	30,300	2,090,823	305	2,121,428	1897
791	209,762	88	210,641	10,618	1,789,439	260	1,800,317	1898
299	184,887	23	185,209	4,761	1,564,525	125	1,569,411	1899
1,022	87,362	23	88,407	16,843	743,452	115	760,410	1900
52,471	82,878	2,432	137,781	443,951	589,904	21,696	1,055,551	1901
1,388	74,318	51	75,757	16,297	549,119	424	565,840	1902
1,949	49,777	77	51,803	29,795	401,313	3,020	434,128	1903

* Includes 'Shingle bolts.'

3-4 EDWARD VII., A. 1904

No. 19 (C)—EXPORTS of Canada—

LUMBER—* DEALS, PINE.

Years.	Quantities.				Values.			
	Great Britain.	United States.	Other Countries.	Totals.	Great Britain.	United States.	Others Countries.	Totals.
	St. Hd.	St. Hd.	St. Hd.	Sd. Hd.	\$	\$	\$	\$
1868				146,396	3,926,596	17,802	45,363	3,989,761
1869				187,117	5,232,563	11,984	49,036	5,293,583
1870				160,057	4,840,947	24,189	56,281	4,921,417
1871				141,411	4,728,185	94,664	40,043	4,862,892
1872				174,483	5,018,614	65,919	29,445	5,113,978
1873				152,889	6,005,901	90,040	46,019	6,141,960
1874	329,355	359	2,002	331,716	7,830,825	6,372	61,692	7,898,889
1875	200,278	1,169	8,608	210,055	8,077,857	23,374	272,807	8,374,038
1876	220,021	635	3,307	223,963	7,626,479	15,616	86,089	7,728,134
1877	241,179	3	12,925	254,107	7,794,393	115	342,762	8,137,270
1878	236,680	469	15,509	252,658	7,225,773	12,667	399,602	7,638,042
1879	185,339	360	13,584	199,283	4,666,201	7,403	344,248	5,017,852
1880	195,652	416	17,545	213,613	5,348,172	10,567	416,895	5,775,634
1881	226,115	2,500	31,690	260,305	7,715,534	66,168	895,066	8,676,768
1882	220,216	1,975	41,403	263,594	6,635,582	83,788	1,226,136	7,945,501
1883	231,717	2,398	31,953	266,068	7,355,144	148,637	1,152,760	8,656,541
1884	254,824	2,128	29,262	286,214	7,610,813	66,754	918,956	8,595,623
1885	72,143	474	11,324	83,941	2,679,270	22,698	591,764	3,293,732
1886	75,586	4	8,515	84,105	3,148,161	288	503,000	3,651,449
1887	74,664	519	7,733	82,916	2,944,236	21,445	480,954	3,446,629
1888	57,801	12	2,229	60,042	2,200,015	416	144,340	2,344,771
1889	56,730	106	308	57,144	2,246,811	5,519	17,803	2,270,133
1890	92,461	42	1,559	94,062	3,690,969	954	83,098	3,775,021
1891	81,381		399	81,780	2,871,869		19,929	2,891,798
1892	64,122		823	64,945	2,403,766		26,104	2,429,870
1893	69,979		125	70,104	3,111,018		3,804	3,114,822
1894	65,589		65	65,654	2,748,896		2,173	2,751,069
1895	60,456		62	60,518	2,310,040		1,875	2,311,915
1896	83,878		316	84,194	3,025,569		12,222	3,037,791
1897	67,660	19	72	67,751	3,262,180	881	3,026	3,266,087
1898	77,736	2	485	78,223	3,788,871	90	25,986	3,814,947
1899	88,219		3,352	91,571	3,943,781		185,857	4,129,638
1900	69,392	1,853	509	71,754	3,223,585	31,730	21,201	3,276,516
1901	67,086	2,028	1,458	70,572	2,698,508	81,578	57,742	2,837,828
1902	62,518	3,096	577	66,191	3,015,694	118,209	30,649	3,164,552
1903	84,349	988	1,981	87,318	3,536,822	34,638	81,007	3,652,467

* Includes 'Deals, Spruce and Other,' prior to 1885.

SESSIONAL PAPER No. 10

The Produce of the Forest—*Continued.*

LUMBER—DEALS, SPRUCE AND OTHER.								Years.
Quantities.				Values.				
Great Britain.	United States.	Other Countries.	Totals.	Great Britain.	United States.	Other Countries.	Totals.	
St. Hd.	St. Hd.	St. Hd.	St. Hd.	£	£	£	£	
								1868
								1869
								1870
								1871
								1872
								1873
								1874
								1875
								1876
								1877
								1878
								1879
								1880
								1881
								1882
								1883
								1884
								1885
111,276	483	15,904	127,663	2,684,311	11,765	395,469	3,091,545	1885
145,063	2,147	13,662	160,872	3,580,579	54,804	365,996	4,001,379	1886
149,581	1,647	15,828	167,056	3,622,386	41,018	380,071	4,043,475	1887
150,603	3,230	8,137	161,970	3,654,480	81,761	211,403	3,947,644	1888
156,864	1,224	7,273	165,361	4,069,104	31,399	195,205	4,295,708	1889
189,772	1,995	7,598	199,365	5,110,239	53,441	210,451	5,374,131	1890
173,603	3,209	9,630	186,442	4,462,446	83,940	270,936	4,817,322	1891
147,068	1,148	11,521	159,732	3,710,627	27,265	301,409	4,039,301	1892
166,960	6,937	7,711	181,608	4,255,006	189,368	203,079	4,647,453	1893
195,297	17,047	7,380	219,724	4,925,640	441,928	200,063	5,567,631	1894
183,682	17,716	6,670	208,068	4,610,219	481,890	179,789	5,271,898	1895
195,607	19,453	8,372	223,432	4,865,305	500,100	214,341	5,579,746	1896
240,885	11,466	10,595	262,946	6,513,224	315,746	265,515	7,094,485	1897
263,342	11,291	18,110	292,743	7,094,801	310,308	513,257	7,918,366	1898
253,044	16,769	25,542	295,355	6,751,921	462,453	634,063	7,848,437	1899
277,904	13,058	16,675	307,637	7,522,397	351,562	414,001	8,287,960	1900
293,981	23,297	1,315	338,593	7,142,602	479,263	552,439	8,174,304	1901
208,845	15,238	18,553	242,636	6,399,763	460,057	591,328	7,451,148	1902
231,419	8,524	11,863	251,806	7,643,753	257,647	414,054	8,315,454	1903

Included with "Deals, Pine." prior to 1885.

3-4 EDWARD VII., A. 1904

No. 19 (C).—EXPORTS of Canada—

Years.	LUMBER—DEAL ENDS.							
	Quantities.				Values.			
	Great Britain.	United States.	Other Countries.	Totals.	Great Britain.	United States.	Other Countries.	Totals.
St. Hd.	St. Hd.	St. Hd.	St. Hd.	§	§	§	§	
1868					129,628		2,150	131,778
1869				6,680	149,044	270	1,976	151,290
1870					206,602	1,887	13,791	222,280
1871				6,685	158,317	2	551	158,870
1872				43,388	218,981		8,621	227,602
1873				7,972	229,529	250	876	230,655
1874	8,197	516	104	8,617	268,885	1,925	1,524	272,334
1875	9,425	60	381	9,866	342,468	98	10,019	352,585
1876	10,662	1,584	109	12,355	323,428	23,201	1,451	348,080
1877	15,544	38	595	16,177	349,254	109	10,409	359,772
1878	11,117	14	676	11,807	270,993	493	11,753	283,239
1879	10,610	2	516	11,128	217,491	17	8,259	225,767
1880	8,648	3	842	9,493	208,788	82	13,631	222,501
1881	9,677	1	1,115	10,793	304,355	18	20,541	324,914
1882	8,774		1,327	10,101	220,320		25,687	246,007
1883	11,267		858	12,125	310,320		19,225	329,545
1884	11,813	31	930	12,774	300,153	593	15,069	315,815
1885	8,967	96	765	9,828	249,747	1,520	13,772	265,039
1886	9,999	25	958	10,982	282,268	399	19,368	302,035
1887	10,530	33	902	11,465	250,411	561	11,606	262,578
1888	9,963	8	369	10,280	254,675	174	5,907	260,756
1889	9,800		261	10,061	236,337		6,106	242,443
1890	10,253		90	10,643	328,511		9,604	338,115
1891	10,673	9	509	11,191	269,830	181	11,087	281,098
1892	11,542		487	12,029	281,018		9,483	290,501
1893	11,895		295	12,190	289,697		5,781	295,478
1894	15,978		636	16,614	470,679		13,645	484,324
1895	16,150	60	460	16,670	454,993	873	8,394	464,260
1896	17,127	242	542	17,911	506,331	5,192	9,123	520,646
1897	19,181	103	344	19,628	628,110	2,151	6,932	637,193
1898	20,876	218	1,129	22,223	616,015	5,432	19,596	641,043
1899	19,915	13	902	20,830	753,728	363	16,367	770,458
1900	19,028	181	556	19,765	543,055	4,214	17,600	564,869
1901	22,105	2,592	1,411	26,108	588,422	51,789	41,173	681,384
1902	14,074	466	733	15,273	444,863	10,064	17,088	472,015
1903	16,357	247	604	17,208	529,434	5,872	16,463	551,769

SESSIONAL PAPER No. 10

The Produce of the Forest—*Continued.*

LUMBER—LATHS, PALINGS AND PICKETS.								Years.
Quantities.				Values.				
Great Britain.	United States.	Other Countries.	Totals.	Great Britain.	United States.	Other Countries.	Totals.	
M	M	M	M	\$	\$	\$	\$	
				29,108	110,782	4,092	*143,982	1868
				33,448	157,659	1,440	*192,547	1869
			130,757	1,096	136,444	2,758	140,298	1870
			156,700	1,458	154,712	2,006	158,176	1871
			146,529	559	156,423	5,885	162,867	1872
			183,232	1,982	198,816	9,039	209,837	1873
			142,101	1,231	157,110	4,053	162,394	1874
937	138,750	2,414	136,636	2,040	126,417	3,458	131,915	1875
2,022	132,414	2,200	119,323	30,337	117,143	5,423	152,903	1876
6,137	110,668	2,518	119,641	42,873	97,428	6,663	146,964	1877
8,177	108,822	2,642	107,311	44,626	91,193	9,306	145,125	1878
9,439	94,613	3,259	117,977	36,991	90,908	8,587	136,486	1879
18,290	97,165	2,522	122,899	23,644	114,639	4,985	143,268	1880
5,061	116,250	1,588						
5,342	169,611	2,439	177,392	27,375	147,900	5,479	180,754	1881
5,327	151,935	5,031	162,293	20,809	173,439	14,533	208,781	1882
5,342	147,014	5,486	157,842	26,684	186,501	17,452	230,637	1883
9,048	196,474	7,062	212,584	51,273	273,430	26,757	351,460	1884
3,555	136,765	7,387	147,707	22,084	220,507	27,636	270,227	1885
3,854	141,220	5,214	150,288	18,508	213,881	25,870	258,259	1886
4,011	231,997	6,640	242,648	16,569	301,536	25,826	343,931	1887
2,453	232,139	3,140	237,732	16,570	329,971	14,341	360,882	1888
1,909	238,145	10,246	250,300	11,157	323,346	39,127	373,630	1889
4,500	274,492	5,402	284,394	28,738	345,053	18,709	392,500	1890
2,262	271,328	5,988	279,578	17,184	363,655	11,333	392,172	1891
1,088	246,061	7,617	254,766	5,820	332,044	26,428	364,292	1892
5,628	300,500	4,226	310,354	32,524	464,449	9,854	506,827	1893
2,352	349,958	4,824	357,134	18,927	515,177	18,067	552,171	1894
1,790	354,331	4,103	360,224	12,627	469,011	11,306	492,944	1895
653	421,368	5,032	427,053	3,726	509,650	15,019	528,395	1896
1,061	428,974	3,199	433,234	7,224	500,361	7,691	515,276	1897
2,288	332,019	5,298	339,605	13,012	351,500	11,769	376,281	1898
8,430	319,004	5,564	332,998	19,549	401,237	11,537	432,323	1899
5,287	341,526	8,492	355,305	25,606	490,531	15,969	532,106	1900
10,385	304,459	10,774	325,618	46,618	536,852	20,250	603,720	1901
1,466	473,121	6,385	480,972	19,682	806,882	14,150	840,714	1902
2,455	474,819	5,249	482,523	28,188	998,279	12,445	1,038,912	1903

* Includes 'Lathwood.'

3-4 EDWARD VII., A. 1904

No. 19 (C).—EXPORTS of Canada—

Years.	LUMBER—*JOISTS AND SCANTLING.							
	Quantities.				Values.			
	Great Britain.	United States.	Other Countries.	Totals.	Great Britain.	United States.	Other Countries.	Totals.
M. Ft.	M. Ft.	M. Ft.	M. Ft.	£	£	£	£	
1868					36,997	53,274	12,310	102,581
1869					93,611	71,305	16,049	180,965
1870					99,029	97,239	30,400	226,668
1871					82,940	124,995	20,788	228,723
1872					103,799	125,622	26,922	256,343
1873					117,927	95,160	38,020	251,107
1874					81,297	41,602	19,845	142,744
1875					75,892	40,890	17,093	133,875
1876					66,214	5,678	4,631	76,523
1877	11,264	1,244	718	13,226	84,193	9,745	7,152	101,090
1878	12,655	1,131	1,746	15,532	88,165	7,476	15,610	111,251
1879	10,672	9,351	1,086	21,109	58,310	58,631	10,040	126,981
1880	11,015	4,756	2,226	17,997	67,019	29,743	16,959	113,721
1881	10,421	6,547	2,150	19,118	70,605	43,021	19,099	132,725
1882	10,561	6,579	2,997	20,137	80,352	42,673	26,053	149,078
1883	6,815	6,485	2,307	15,607	47,960	46,236	21,218	115,414
1884	8,279	6,196	1,886	16,361	57,383	44,107	16,643	118,133
1885	7,198	5,911	2,522	15,631	49,994	42,765	26,816	119,575
1886	5,265	8,709	4,130	18,104	36,930	66,487	47,953	151,370
1887	5,849	6,553	1,593	13,995	38,820	50,895	16,672	106,387
1888	4,862	20,388	2,370	27,620	34,900	148,894	24,272	208,066
1889	5,163	12,230	2,617	20,010	33,191	96,250	26,832	156,273
1890	7,212	10,261	1,858	19,331	55,823	83,765	20,331	159,919
1891	5,628	12,197	2,071	19,896	38,928	98,148	23,115	160,191
1892	4,791	8,839	1,706	15,336	33,072	67,874	17,525	118,471
1893	6,211	8,198	4,547	18,956	43,195	67,382	46,143	156,723
1894	6,014	10,966	5,563	22,543	41,434	95,209	50,795	187,438
1895	6,542	13,884	2,201	22,627	46,348	117,947	20,385	184,680
1896	6,874	28,959	9,296	45,129	52,649	270,425	79,380	402,454
1897	12,749	24,461	12,786	49,996	113,448	212,245	112,281	437,974
1898	16,993	8,575	6,016	31,584	122,373	69,975	53,925	246,273
1899	15,730	8,657	4,731	29,118	109,802	78,414	46,752	234,968
1900	13,838	7,093	5,471	26,402	108,254	70,403	57,007	235,664
1901	29,270	9,242	3,341	41,853	262,791	85,869	38,490	387,150
1902	21,167	15,708	1,292	38,167	195,013	156,486	16,466	367,965
1903	30,261	10,825	3,312	44,398	290,131	121,393	39,670	451,194

* 'Scantling only,' prior to 1889.

SESSIONAL PAPER No. 10

The Produce of the Forest—*Continued.*

LUMBER—+ PLANKS AND BOARDS.								
Quantities.				Values.				Years.
Great Britain.	United States.	Other Countries.	Totals.	Great Britain.	United States.	Other Countries.	Totals.	
M. Ft.	M. Ft.	M. Ft.	M. Ft.	\$	\$	\$	\$	
			671,025	110,154	5,734,281	796,254	6,640,689	1868
			677,859	74,345	5,644,059	972,552	6,690,956	1869
			846,882	96,028	7,053,720	1,106,851	8,256,599	1870
			829,550	59,891	6,996,959	1,299,024	8,355,874	1871
			898,209	61,819	7,036,752	1,625,824	8,724,395	1872
			901,734	41,596	9,318,692	1,996,811	11,357,099	1873
10,927	776,896	123,971	911,794	229,961	7,130,456	1,860,724	9,221,141	1874
12,584	465,610	101,492	579,686	187,769	4,623,012	1,414,000	6,224,781	1875
13,795	323,117	84,752	421,664	176,129	3,453,604	1,017,737	4,647,470	1876
24,090	319,997	81,133	425,220	333,610	3,212,728	967,069	4,513,407	1877
19,830	333,863	84,157	437,900	301,733	3,105,195	968,224	4,375,152	1878
15,419	327,946	102,661	446,026	180,916	2,914,780	1,023,500	4,119,196	1879
18,441	563,963	98,798	681,202	217,470	4,670,187	992,624	5,880,231	1880
20,900	562,827	68,894	652,621	254,527	6,083,609	763,396	7,101,532	1881
18,788	602,821	78,168	699,777	258,180	7,097,938	911,744	8,267,862	1882
11,657	537,517	82,974	632,148	140,269	6,861,052	1,020,774	8,022,095	1883
24,484	557,266	88,951	670,701	297,786	7,056,508	1,085,700	8,439,994	1884
19,156	562,542	74,202	655,900	251,070	6,956,248	846,560	8,053,378	1885
17,016	514,985	53,202	585,203	241,360	5,853,021	543,497	6,637,878	1886
12,673	508,304	59,850	580,827	155,221	6,209,023	643,193	7,007,437	1887
10,940	553,939	76,513	641,392	131,769	6,831,950	823,797	7,787,516	1888
13,437	617,688	90,775	721,900	158,443	7,187,101	996,926	8,342,470	1889
26,438	592,410	78,370	697,218	299,588	6,745,075	887,292	7,931,955	1890
14,041	686,577	75,175	775,793	162,520	7,633,262	831,130	8,626,912	1891
17,192	612,954	83,145	713,291	169,332	7,056,686	824,335	8,050,353	1892
27,127	723,639	103,680	854,446	288,244	8,313,222	1,039,217	9,640,683	1893
25,428	541,711	101,452	668,591	385,093	6,562,289	999,619	7,947,001	1894
28,426	535,573	103,724	667,723	493,486	6,054,825	859,273	7,407,584	1895
36,920	690,431	91,178	818,529	583,393	7,041,074	888,952	8,513,419	1896
63,043	887,715	123,423	1,074,181	948,090	8,612,241	1,257,581	10,817,912	1897
71,814	357,945	84,850	514,609	1,074,519	3,706,887	830,131	5,611,537	1898
93,011	421,854	134,183	649,048	1,283,396	4,352,393	1,240,434	6,876,223	1899
86,500	651,149	104,805	842,454	1,165,605	7,331,243	1,114,430	9,611,278	1900
117,074	504,579	114,042	735,695	1,532,860	6,582,695	1,264,950	9,380,505	1901
114,622	683,423	136,037	934,082	1,623,292	9,365,302	1,580,397	12,568,991	1902
98,134	724,677	131,430	954,241	1,552,756	10,571,940	1,881,092	14,005,788	1903

† Includes 'Joists' prior to 1889.

3-4 EDWARD VII., A. 1904

No. 19 (C).—EXPORTS of Canada—

Years.	LUMBER—STAVES, STANDARD AND OTHER AND HEADINGS.							
	Quantities.				Values.			
	Great Britain.	United States.	Other Countries.	Totals.	Great Britain.	United States.	Other Countries.	Totals.
	M.	M.	M.	M.	£	£	£	£
1868					509,987	187,240	85,969	783,196
1869				11,594	472,197	114,273	40,241	626,711
1870				10,372	427,182	101,174	62,046	590,402
1871				10,234	507,559	79,784	81,330	668,673
1872				10,210	629,840	115,978	67,010	812,828
1873				11,693	597,961	125,358	66,956	790,275
1874	3,667	3,469	803	7,939	605,455	139,616	82,226	827,297
1875	2,599	2,060	1,902	6,461	471,779	24,361	145,851	641,991
1876	2,700	1,339	962	5,001	365,466	26,827	80,802	473,095
1877	3,648	1,787	1,895	7,330	545,516	23,515	68,718	637,749
1878	2,978	2,765	1,817	7,560	362,770	20,858	59,287	442,915
1879	984	3,827	413	5,224	124,069	29,461	21,161	174,691
1880	1,159	9,467	764	11,390	140,959	40,101	29,201	209,897
1881	1,120	9,318	2,865	13,401	147,458	36,804	26,071	210,333
1882	674	30,535	759	31,968	92,509	151,018	50,490	294,017
1883	764	37,442	760	38,946	116,668	192,796	37,185	346,649
1884	415	54,206	737	55,358	57,783	256,777	19,115	333,675
1885	266	66,550	1,050	67,866	25,613	312,890	20,998	359,501
1886	99	81,087	425	81,610	9,450	329,076	6,681	345,207
1887	280	64,886	540	65,706	6,924	273,519	11,973	292,416
1888	5,960	31,786	669	38,415	39,565	160,593	9,039	209,197
1889	9,697	76,654	2,340	88,691	65,760	314,710	17,985	398,455
1890	13,080	70,165	1,021	84,266	57,862	333,836	10,876	402,574
1891	11,097	73,541	2,756	87,394	49,878	337,355	15,178	402,411
1892	7,330	84,905	1,182	93,417	34,895	416,040	8,618	459,553
1893					39,867	555,074	11,630	606,571
1894					36,640	592,998	11,439	641,077
1895					25,222	603,015	10,035	638,272
1896					87,176	604,912	9,895	701,983
1897					48,491	643,077	7,813	699,381
1898					57,227	336,539	7,317	401,083
1899					68,913	448,608	9,610	527,131
1900					65,641	475,730	8,445	549,816
1901					71,112	362,139	5,722	438,973
1902					68,124	224,092	8,831	301,047
1903					43,250	235,012	6,100	284,362

SESSIONAL PAPER No. 10

The Produce of the Forest—*Continued.*

LUMBER—ALL OTHER, N.E.S.				TOTAL LUMBER.				Years.
Values.				Values.				
Great Britain.	United States.	Other Countries.	Totals.	Great Britain.	United States.	Other Countries.	Totals.	
\$	\$	\$	\$	\$	\$	\$	\$	
2,043			2,043	4,744,513	6,103,379	946,138	11,794,030	1868
543		59	602	6,055,751	5,999,550	1,081,353	13,136,654	1869
715		299	1,014	5,671,599	7,414,653	1,272,426	14,358,678	1870
7,213		834	8,047	5,545,563	7,451,116	1,444,576	14,441,255	1871
2,808	5	25	2,838	6,036,420	7,500,699	1,763,732	15,300,851	1872
14,895	2,207	100	17,202	7,009,791	9,830,523	2,157,821	18,998,135	1873
7,806	467	214	8,487	9,025,460	7,477,548	2,030,278	18,533,286	1874
5,200	393	48	5,641	9,163,005	4,838,545	1,863,276	15,864,826	1875
25,769	61,983	278	88,030	8,613,822	3,704,052	1,196,361	13,514,235	1876
44,305	44,655	319	89,279	9,194,144	3,388,295	1,403,092	13,985,531	1877
32,238	32,755	2,856	67,849	8,326,298	3,270,637	1,466,638	13,063,573	1878
11,430	14,606	1,082	27,118	5,295,408	3,115,806	1,416,877	9,828,091	1879
22,146	23,582	174	45,902	6,027,834	4,888,901	1,474,469	12,391,204	1880
29,482	26,695	498	56,675	8,549,336	6,404,215	1,730,150	16,683,701	1881
15,934	76,559	6,752	99,245	7,323,686	7,625,410	2,261,395	17,210,491	1882
5,693	83,200	7,639	96,532	8,002,738	7,518,422	2,276,253	17,797,413	1883
18,393	139,129	5,599	163,121	8,393,584	7,837,298	2,086,939	18,317,821	1884
27,392	184,542	2,613	214,547	5,989,481	7,752,935	1,925,628	15,668,044	1885
53,151	293,440	21,732	368,323	7,370,407	6,811,396	1,534,027	15,715,900	1886
66,560	475,106	52,385	594,051	7,101,121	7,373,103	1,622,680	16,096,904	1887
90,863	517,988	439,719	1,048,570	6,422,837	8,071,747	1,672,818	16,167,402	1888
133,745	299,676	405,491	838,912	6,954,548	8,258,001	1,705,475	16,918,024	1889
93,220	251,828	428,575	773,623	9,664,950	7,813,952	1,668,936	19,147,838	1890
58,904	370,617	80,840	510,361	7,931,559	8,887,158	1,263,548	18,082,265	1891
64,168	241,211	56,361	361,740	6,702,698	8,141,120	1,270,263	16,114,081	1892
205,597	326,642	270,310	802,549	8,265,151	9,916,137	1,589,818	19,771,106	1893
30,709	209,792	180,306	420,807	8,658,018	8,417,393	1,476,107	18,551,518	1894
40,466	344,001	253,585	638,052	7,993,401	8,071,562	1,344,642	17,409,605	1895
142,619	380,515	165,134	688,268	9,266,768	9,311,868	1,394,066	19,972,702	1896
76,119	238,419	25,716	340,254	11,596,886	10,525,121	1,686,555	23,808,562	1897
112,531	147,374	4,117	264,022	12,879,349	4,928,105	1,466,098	19,273,552	1898
115,910	223,016	32,886	371,812	13,047,000	5,966,484	2,177,506	21,190,990	1899
150,113	388,862	9,874	548,849	12,804,256	9,144,275	1,658,527	23,607,058	1900
255,020	190,624	28,066	473,710	12,597,933	8,370,809	2,008,832	22,977,574	1901
196,292	159,378	17,979	373,649	11,962,723	11,300,470	2,276,888	25,540,081	1902
241,139	268,003	37,739	546,881	13,865,473	12,492,784	2,488,570	28,846,827	1903

3-4 EDWARD VII., A. 1904

No. 19 (C).—EXPORTS of Canada—

Years.	PULP Wood, BLOCKS FOR.				SHIN			
	Values.				Quantities.			
	Great Britain.	United States.	Other Countries.	Totals.	Great Britain.	United States.	Other Countries.	Totals.
	£	£	£	£	M.	M.	M.	M.
1868								127,371
1869								118,547
1870								112,128
1871								118,815
1872								109,589
1873								118,924
1874					118	115,411	19,666	135,195
1875						85,444	27,080	112,524
1876						36,388	24,571	60,959
1877						30,046	19,388	49,434
1878					1	37,160	31,672	68,833
1879					695	43,179	35,199	79,073
1880						49,123	18,238	67,361
1881						79,293	23,020	93,313
1882	Not separately stated prior to 1890.				14	77,808	21,524	99,346
1883						76,615	23,796	100,411
1884					1,734	70,348	22,869	94,951
1885					3	52,287	26,886	79,176
1886						55,197	13,957	69,154
1887						63,044	8,889	71,933
1888					20	139,366	12,452	151,838
1889					240	174,462	18,765	193,467
1890	22,808	57,197		80,005	2,651	135,415	40,735	178,801
1891	18,362	170,636		188,998		188,969	19,949	208,918
1892	36,146	183,312		219,458	3,241	276,674	10,933	290,848
1893	13,461	371,981	650	386,092		357,464	13,913	371,377
1894	24,250	369,010		393,260	4,725	365,223	18,638	388,586
1895	9,396	458,613		468,009	3,680	343,971	13,284	360,935
1896	27,580	600,285		627,865		456,679	9,052	465,731
1897	33,931	677,221		711,152		671,021	12,533	683,554
1898	34,772	876,690	579	912,041		551,640	14,119	565,759
1899	28,099	809,795	4,192	842,086	98	536,680	27,222	564,000
1900	38,370	864,077	325	902,772		593,839	15,370	609,209
1901	32,198	1,364,821		1,397,019	47,920	563,440	11,729	623,089
1902	120,445	1,194,593		1,315,038		769,495	11,665	781,160
1903		1,558,560		1,558,560		790,525	7,752	798,277

SESSIONAL PAPER No. 10

The Produce of the Forest—*Continued.*

TREES.				SHOOKS, BOX AND OTHER.				Years.
Values.				Values.				
Great Britain.	United States.	Other Countries.	Totals.	Great Britain.	United States.	Other Countries.	Totals.	
\$	\$	\$	\$	\$	\$	\$	\$	
	190,865	66,268	257,133		84,590	395,865	480,455	1868
182	189,924	44,977	235,083		78,113	506,806	584,919	1869
32	178,619	39,591	218,242		27,432	565,434	592,866	1870
	204,357	34,054	238,411		72,473	638,464	710,937	1871
	197,684	43,746	241,430		51,365	508,753	560,118	1872
1,100	241,316	60,648	303,064		115,424	596,677	712,101	1873
310	268,304	47,441	316,055		64,856	355,298	420,064	1874
	202,071	72,469	274,540		46,718	241,912	288,630	1875
	81,669	54,398	136,067		16,838	188,328	205,166	1876
	60,581	39,262	99,843	5,500	17,911	164,290	187,701	1877
1	76,896	67,588	144,485		12,818	61,620	74,438	1878
2,053	71,556	73,737	149,346		13,511	82,388	95,899	1879
	88,755	32,690	121,445		22,876	46,634	69,510	1880
	144,553	43,891	188,444	35	29,101	40,279	69,415	1881
15	191,144	47,426	238,585		35,118	45,364	80,482	1882
	233,615	49,915	283,530	855	10,255	39,589	50,699	1883
4,229	165,922	37,833	207,984	4,270	30	25,913	30,213	1884
6	133,298	50,428	183,732	3,161	9,444	16,105	28,710	1885
	116,182	26,165	142,347	1,779	79,064	5,263	86,106	1886
	136,905	14,223	151,128	16,476	102,571	13,436	132,483	1887
25	289,005	22,163	311,193	15,499	214,800	12,957	243,256	1888
240	368,312	36,128	404,680	14,064	363,340	21,630	399,034	1889
6,685	296,933	37,254	340,872	23,113	141,327	34,063	198,503	1890
	400,891	38,038	438,929	41,667	121,105	38,944	201,716	1891
7,536	575,883	16,446	599,865	42,784	75,910	46,359	165,053	1892
	734,158	21,655	755,813	32,934	48,218	38,060	119,212	1893
7,681	716,225	30,837	754,743	34,875	38,408	31,956	105,239	1894
7,361	637,992	22,038	687,391	75,456	44,557	33,593	153,606	1895
	886,103	13,438	899,541	63,099	37,047	25,464	125,610	1896
	1,184,083	17,283	1,201,366	38,546	18,037	24,043	80,626	1897
	973,807	20,499	994,306	83,400	20,905	13,129	117,434	1898
654	939,243	36,256	976,153	164,976	36,077	24,107	225,160	1899
	1,109,296	22,210	1,131,506	121,713	59,899	69,745	251,357	1900
88,782	1,037,335	19,333	1,145,450	211,420	95,738	69,240	376,398	1901
	1,505,850	19,536	1,525,386	221,402	62,656	86,347	370,405	1902
	1,596,181	13,962	1,610,143	270,731	73,604	95,837	440,172	1903

3-4 EDWARD VII., A. 1904

No. 19 (C).—EXPORTS of Canada—

SLEEPERS AND RAILROAD TIES.

Years.	Quantities.				Values.			
	Great Britain.	United States.	Other Countries.	Totals.	Great Britain.	United States.	Other Countries.	Totals.
	Pcs.	Pcs.	Pcs.	Pcs.	\$	\$	\$	\$
1868				630,810	30,174	92,650	10	122,834
1869				432,620	9,482	71,641		81,123
1870				543,789	8,529	94,785	745	104,059
1871				1,156,270	340	217,281		217,621
1872				936,326	4,060	188,838	1,800	194,698
1873				1,659,718	6,606	381,733	3,323	391,662
1874		1,869,547		1,869,547		469,443		469,443
1875		905,523	60,503	966,026		196,066	12,338	208,404
1876	1,569	863,191	1,540	866,300	560	173,483	248	174,291
1877	7,296	908,590		915,886	28,534	165,508		194,042
1878	10,331	903,165	690	914,186	65,601	165,897	138	231,636
1879	2,736	1,097,849		1,010,585	1,040	190,036		191,076
1880	26,338	879,610	7,348	913,296	31,701	150,996	1,800	184,497
1881	10,804	3,641,147	4	3,651,955	25,791	298,776	1	324,568
1882	47,207	2,634,006	62,635	2,743,848	50,799	571,196	15,974	637,969
1883	31,555	2,974,930	20,183	2,126,668	62,606	484,769	6,953	554,328
1884	56,571	1,367,348	5,400	1,429,319	71,413	343,092	808	415,313
1885	45,100	712,935	2,400	760,435	55,417	142,049	360	197,826
1886	21,106	1,337,292		1,358,398	106,052	261,405		367,457
1887	17,275	1,779,985		1,797,260	20,672	335,274		355,946
1888	3,950	2,622,313		2,626,263	5,129	514,789		519,918
1889	3,812	2,399,873		2,403,685	765	469,793		470,558
1890	4,360	1,682,460		1,686,820	6,726	296,913		303,639
1891	2,547	1,603,169		1,605,716	2,992	307,684		310,676
1892		1,467,356	106	1,467,462		259,384	83	259,467
1893	7,226	1,403,472	3	1,410,701	2,247	212,632	13	214,892
1894		819,254		819,254		131,765		131,765
1895		825,640	53,503	881,143		127,019	3,189	130,208
1896	12,466	1,275,195		1,287,661	5,368	208,254		213,622
1897	16,816	1,309,122		1,325,938	7,851	221,929		229,780
1898	20,655	681,155		701,810	5,006	96,185		101,191
1899	15,711	513,357		529,068	4,776	79,529		84,305
1900	24,325	1,272,678		1,297,003	1,899	220,007		221,906
1901	30,368	799,760	4,689	834,817	8,848	142,658	703	152,209
1902	31,366	835,457	1,977	868,800	13,408	168,315	445	182,198
1903	6,529	962,978	500	970,007	2,634	207,750	500	210,884

SESSIONAL PAPER No. 10

The Produce of the Forest—*Continued.*

TIMBER, SQUARE—BIRCH.								Years.
Quantities.				Values.				
Great Britain.	United States.	Other Countries.	Totals.	Great Britain.	United States.	Other Countries.	Totals.	
Tons.	Tons.	Tons.	Tons.	\$	\$	\$	\$	
.....	23,183	163,609	254	493	164,356	1868
.....	31,377	222,018	281	1,005	223,304	1865
.....	30,044	211,010	20	1,576	212,606	1870
.....	28,192	182,462	1,977	1,940	186,379	1871
.....	25,304	171,215	1,647	183	173,045	1872
.....	30,750	237,173	3,738	1,153	242,064	1873
.....	43,968	395,067	10,310	419	405,796	1874
41,320	2,576	72	54,194	454,581	2,470	1,048	458,099	1875
53,640	348	206	54,194	454,581	2,470	1,048	458,099	1875
31,773	991	413	33,177	241,170	8,804	2,900	252,874	1876
41,767	60	459	42,286	293,363	600	2,360	296,323	1877
30,748	60	344	31,152	214,036	155	2,095	216,286	1878
20,914	10	263	21,187	124,846	30	1,744	126,620	1879
33,957	495	34,452	223,854	3,019	226,873	1880
36,511	144	36,655	254,963	863	255,826	1881
24,999	132	229	25,260	166,856	1,289	1,936	170,081	1882
24,904	66	385	25,355	191,455	480	2,410	194,345	1883
42,109	30	257	42,396	299,730	112	1,362	301,204	1884
31,223	129	451	31,803	241,934	1,373	2,724	246,031	1885
37,436	106	193	37,735	263,296	828	1,149	265,273	1886
18,843	43	61	18,947	132,174	262	500	132,936	1887
18,698	10	18,708	136,585	132	136,717	1888
19,441	160	109	19,710	158,992	823	516	160,331	1889
28,126	210	34	28,370	233,639	840	155	234,634	1890
23,780	400	223	24,403	190,403	600	1,474	192,477	1891
29,329	9	29,338	235,039	36	235,075	1892
25,950	722	26,672	207,695	4,301	211,996	1893
16,788	7	13	16,808	127,468	84	39	127,591	1894
14,813	20	8	14,841	111,176	88	41	111,305	1895
26,777	132	60	26,969	226,335	945	435	227,715	1896
23,778	24	448	24,250	192,142	120	1,518	194,080	1897
15,987	45	105	16,137	140,948	338	1,279	142,565	1898
25,716	163	282	26,161	201,681	991	1,514	204,186	1899
22,147	2,511	92	24,750	209,270	18,065	1,089	228,424	1900
24,475	648	64	25,187	213,123	5,430	655	219,208	1901
10,481	41	75	10,597	103,683	430	754	104,867	1902
19,616	15	32	19,663	203,971	164	555	204,690	1903

3-4 EDWARD VII., A. 1904

No. 19 (C).—EXPORTS of Canada—

Years.	TIMBER, SQUARE—ELM.							
	Quantities.				Values.			
	Great Britain.	United States.	Other Countries.	Totals.	Great Britain.	United States.	Other Countries.	Totals.
Tons.	Tons.	Tons.	Tons.	\$	\$	\$	\$	
1868				33,657	305,292	806	3,420	309,518
1869				35,965	318,107	763	232	319,102
1870				33,498	306,813	5,530	1,639	313,982
1871				27,456	260,816	6,585	328	267,729
1872				23,431	226,836	2,295	718	229,849
1873				22,401	260,029	779	6,768	267,576
1874	27,625	45	26	27,696	394,415	135	290	394,840
1875	25,651	852	126	26,629	377,126	9,871	2,512	389,509
1876	20,908		32	20,940	230,937		417	231,354
1877	26,849		70	26,919	323,877		812	324,689
1878	19,999	255	47	20,301	224,032	2,079	564	226,695
1879	8,292	20	303	8,615	94,107	140	3,447	97,694
1880	14,401		177	14,578	154,733		1,912	156,645
1881	28,612	210	83	28,905	373,984	560	1,066	375,610
1882	15,861	1,271	333	17,465	197,686	4,917	3,957	206,560
1883	22,189	365	276	22,830	273,422	1,120	2,280	276,822
1884	16,237		66	16,303	214,901		1,043	215,943
1885	18,028			18,028	257,168			257,168
1886	19,653		14	19,667	259,528		240	259,768
1887	9,842	6	375	10,223	120,376	58	4,205	124,639
1888	8,286	5	126	8,417	99,412	25	1,545	100,982
1889	13,198		20	13,218	174,938		222	174,260
1890	17,582	8	748	18,338	244,968	104	10,621	255,693
1891	14,344	13		14,357	188,360	193		188,553
1892	14,480	65		14,545	198,434	193		198,627
1893	14,331		36	14,367	189,808		554	190,362
1894	10,478			10,478	140,367			140,367
1895	12,214		25	12,239	158,566		470	159,036
1896	14,095		194	14,289	184,712		2,566	187,278
1897	12,095		12	12,107	170,549		140	170,689
1898	12,313	16	388	12,717	170,468	136	4,742	175,346
1899	15,327			15,327	221,663			221,663
1900	10,389	20	135	10,544	158,254	249	2,212	160,715
1901	12,815	313		13,128	216,693	3,511		220,204
1902	13,014	24	79	13,117	246,925	448	1,780	248,253
1903	13,674		359	14,033	295,364		9,494	304,858

SESSIONAL PAPER No. 10

The Produce of the Forest—*Continued.*

TIMBER, SQUARE—OAK.

Quantities.				Values.				Years.
Great Britain.	United States.	Other Countries.	Totals.	Great Britain.	United States.	Other Countries.	Totals.	
Tons.	Tons.	Tons.	Tons.	\$	\$	\$	\$	
			63,841	593,676	75,109	55,126	723,911	1868
			67,954	735,601	42,801	42,087	820,489	1869
			68,659	696,039	61,356	49,142	806,537	1870
			94,751	1,189,602	81,546	79,673	1,350,821	1871
			88,712	1,151,501	64,249	64,670	1,280,420	1872
			83,174	1,125,256	81,120	36,108	1,242,484	1873
71,631	15,511	3,283	90,425	1,456,483	81,556	56,060	1,594,099	1874
77,073	1,438	3,448	81,959	1,554,048	12,918	65,698	1,632,664	1875
62,439	3,058	1,455	66,952	1,050,067	16,303	26,640	1,093,010	1876
88,388	1,560	4,979	94,927	1,501,020	9,956	86,695	1,597,671	1877
62,047	965	5,876	68,888	994,616	6,173	95,757	1,096,546	1878
20,064	324	6,391	26,779	308,193	3,322	97,006	408,521	1879
37,367	1,068	4,675	43,110	526,939	7,648	57,496	592,083	1880
62,269	3,986	912	67,167	1,168,701	23,973	15,931	1,208,605	1881
35,449	399	1,781	37,629	707,728	5,327	35,054	748,109	1882
47,562	103	137	47,802	972,472	472	3,386	976,330	1883
43,310	647	244	44,201	876,342	8,853	5,302	890,497	1884
27,554	822	990	29,366	552,082	4,607	18,886	575,575	1885
36,407	11	74	36,492	703,725	205	1,056	704,986	1886
19,995	316	585	20,896	381,898	4,188	10,990	397,076	1887
21,123	83	156	21,362	413,415	608	3,292	417,315	1888
25,942	28	20	25,990	551,071	364	440	551,875	1889
40,245	48	386	40,679	847,915	502	10,069	858,486	1890
24,856	4	412	25,272	514,385	75	7,538	521,998	1891
20,495		358	20,853	423,777		7,424	431,201	1892
23,755		50	23,805	507,529		1,109	508,638	1893
25,333	5		25,338	570,609	66		570,675	1894
17,970		21	17,991	395,015		1,260	396,275	1895
27,669		37	27,706	583,229		722	583,951	1896
30,105	20	8	30,133	515,182	1,200	162	516,544	1897
26,395	14	56	26,465	605,784	270	670	606,724	1898
25,490		102	25,592	554,472		2,420	556,892	1899
13,562		108	13,670	279,219		1,079	280,298	1900
11,152	96	111	11,359	210,667	841	1,900	213,408	1901
15,221	89		15,310	354,759	1,193		355,952	1902
16,318	22		16,340	412,641	447		413,088	1903

3-4 EDWARD VII., A. 1904

No. 19 (C).—EXPORTS of Canada—

Years.	TIMBER, SQUARE—WHITE PINE,							
	Quantities.				Values.			
	Great Britain.	United States.	Other Countries.	Totals.	Great Britain.	United States.	Other Countries.	Totals.
	Tons.	Tons.	Tons.	Tons.	\$	\$	\$	\$
1868				455,837	2,317,474	120,890	29,265	2,467,629
1869				431,814	2,581,287	61,521	12,449	2,635,257
1870				374,561	2,707,438	83,737	13,906	2,805,081
1871				356,364	3,265,417	70,884	12,860	3,349,161
1872				433,826	4,078,129	56,672	21,173	4,155,974
1873				380,554	3,837,466	116,808	19,244	3,973,518
1874	243,235	2,329	10,807	256,371	2,651,724	33,572	55,262	2,740,558
1875	338,976	6,524	3,673	349,173	3,460,850	39,091	44,314	3,544,255
1876	282,753	5,896	792	289,441	2,908,641	27,782	6,837	2,943,260
1877	408,698	1,637	1,759	412,094	4,211,752	9,095	14,633	4,235,480
1878	292,108	1,409	3,008	296,516	2,766,961	6,296	25,215	2,798,472
1879	126,259	141	1,078	127,478	1,077,478	848	7,752	1,086,078
1880	144,253	2,327	2,221	148,801	1 175,751	23,508	14,900	1,214,159
1881	330,079	2,709	1,365	334,153	3,506,641	9,677	7,999	3,524,317
1882	182,841	10,881	1,257	194,979	2,153,839	24,335	10,671	2,188,845
1883	210,825	2,995	179	213,999	2,837,159	13,991	1,758	2,852,908
1884	249,745	1,450	102	251,297	3,160,812	7,064	360	3,168,236
1885	168,443	3,188	1,592	173,223	1,984,523	19,108	15,679	2,019,310
1886	167,356	270	13	167,639	1,748,055	2,226	248	1,750,529
1887	104,050		510	104,560	1,325,246		5,787	1,331,033
1888	122,784	262	250	123,296	1,480,771	2,887	2,874	1,486,532
1889	149,065	143	463	149,671	2,005,457	2,095	6,954	2,014,506
1890	173,479	60	1,721	175,260	2,650,847	450	47,629	2,698,926
1891	138,736	77	472	139,285	1,952,083	900	6,214	1,959,197
1892	118,454	162	12	118,628	1,572,138	1,542	138	1,573,818
1893	97,446	192	18	97,656	1,367,071	1,728	172	1,368,971
1894	109,098	154	60	109,312	1,566,060	2,195	580	1,568,835
1895	70,181	30	52	70,263	1,036,730	182	784	1,037,696
1896	91,106	27	147	91,280	1,514,760	432	2,850	1,518,042
1897	88,194	273		88,467	1,281,468	2,225		1,283,693
1898	86,331		330	86,661	1,530,379		5,688	1,536,067
1899	96,564	319	810	97,693	1,338,009	3,169	15,476	1,356,654
1900	72,842	206	60	73,108	1,182,048	2,041	873	1,184,962
1901	48,690	454	250	49,394	880,669	6,040	4,650	891,359
1902	46,446	988	252	47,686	906,747	10,298	6,750	923,795
1903	57,786	621	225	58,632	1,294,716	9,041	6,800	1,310,557

SESSIONAL PAPER No. 10

The Produce of the Forest—*Continued.*

TIMBER, SQUARE—ALL OTHER, N.E.S.								Years.
Quantities.				Values.				
Great Britain.	United States.	Other Countries.	Totals.	Great Britain.	United States.	Other Countries.	Totals.	
Tons.	Tons.	Tons.	Tons.	\$	\$	\$	\$	
			74,410	478,787	7,394	8,952	495,133	1868
			64,201	442,987	2,722	17,648	463,357	1869
				373,968	8,838	4,583	387,389	1870
			62,043	459,411	12,635	2,494	474,540	1871
			57,492	455,214	9,185	6,225	470,624	1872
			50,496	475,894	11,792	2,800	490,486	1873
			30,171	330,298	20,402	2,360	353,060	1874
27,430	2,637	104	56,329	557,378	9,866	1,736	568,980	1875
53,864	2,283	182	56,502	471,695	30,673	1,889	504,257	1876
49,987	6,341	174	74,966	601,834	4,352	5,809	611,995	1877
73,384	768	814	47,310	356,304	9,613	10,599	376,516	1878
44,949	1,490	871	26,452	195,889	3,032	4,903	203,824	1879
25,086	707	659	28,327	220,647	12,192	3,806	236,645	1880
26,400	1,438	489						
51,979	4,748	26	56,753	532,661	8,209	358	541,228	1881
32,381	4,348	1,024	38,753	363,518	17,118	9,683	392,319	1882
37,725	3,121	281	41,127	395,255	18,998	2,698	416,951	1883
40,419	1,331	1,054	42,804	402,562	9,488	11,627	423,677	1884
27,779	625	240	28,644	310,427	3,675	2,100	316,202	1885
27,069	343	13	27,425	289,734	2,187	143	292,064	1886
15,563	611	188	16,362	198,294	6,169	2,238	206,701	1887
18,049	520	112	18,681	239,098	2,017	1,376	242,491	1888
18,650	503	119	19,272	220,418	6,083	958	227,459	1889
23,436	314	644	24,394	297,131	2,595	6,405	306,131	1890
17,960	345	87	18,392	218,530	2,459	1,076	222,065	1891
14,194	931	296	15,421	145,803	4,119	2,313	152,235	1892
13,875	1,087	901	15,863	153,619	8,281	9,507	171,407	1893
14,214	1,328	2,415	17,957	165,400	6,634	11,040	183,074	1894
9,082	1,488	53	10,623	111,308	7,619	1,020	119,947	1895
16,406	984	97	17,487	203,775	5,451	1,205	210,431	1896
8,179	2,180	117	10,476	99,372	24,102	588	124,062	1897
8,236	1,218	121	9,575	104,172	13,647	1,465	119,284	1898
10,322	150	41	10,513	134,107	1,721	452	136,280	1899
18,883	1,213	512	20,608	141,177	16,057	2,113	159,347	1900
21,501	4,406	144	26,051	342,185	42,149	1,432	385,766	1901
7,742	1,468	398	9,608	115,162	14,041	5,509	134,712	1902
16,014	690	209	16,913	307,481	6,890	4,100	318,471	1903

3-4 EDWARD VII., A. 1904

No. 19 (C).—EXPORTS of Canada—

TOTAL TIMBER, SQUARE.

Years.	Quantities.				Values.			
	Great Britain.	United States.	Other Countries.	Totals.	Great Britain.	United States.	Other Countries.	Totals.
	Tons.	Tons.	Tons.	Tons.	\$	\$	\$	\$
1868				650,928	3,858,838	204,458	97,256	4,160,547
1869				631,311	4,300,000	108,088	73,421	4,481,509
1870					4,295,268	159,481	70,846	4,525,595
1871				568,806	5,357,708	173,627	97,295	5,628,630
1872				628,765	6,082,895	134,048	92,969	6,309,912
1873				567,375	5,935,818	214,237	66,073	6,216,128
1874	411,241	23,098	14,292	448,631	5,227,987	145,975	114,391	5,488,353
1875	549,204	11,445	7,635	568,284	6,403,983	74,216	115,308	6,593,507
1876	447,860	16,286	2,866	467,012	4,902,510	83,562	38,683	5,024,755
1877	639,086	4,025	8,081	651,192	6,931,846	24,003	110,309	7,066,158
1878	449,849	4,170	10,148	464,167	4,555,969	24,316	134,230	4,714,515
1879	200,615	1,292	8,694	210,511	1,800,513	7,372	114,852	1,922,737
1880	256,378	4,833	8,057	269,268	2,301,924	43,348	81,133	2,426,465
1881	509,450	11,653	2,530	523,633	5,836,950	42,419	26,217	5,905,586
1882	292,531	17,031	4,624	314,186	3,591,627	52,986	61,301	3,705,914
1883	343,205	6,650	1,258	351,113	4,669,763	35,061	12,532	4,717,356
1884	391,820	3,458	1,723	397,001	4,954,346	25,517	19,694	4,999,557
1885	273,027	4,764	3,273	281,064	3,346,134	28,763	39,389	3,414,286
1886	287,921	730	307	288,958	3,264,338	5,446	2,836	3,272,620
1887	168,293	976	1,719	170,988	2,157,988	10,677	23,720	2,192,385
1888	188,940	870	654	190,464	2,369,281	5,537	9,219	2,384,037
1889	226,296	834	731	227,861	3,109,976	9,365	9,090	3,128,431
1890	282,868	640	3,533	287,041	4,274,500	4,491	74,879	4,353,870
1891	219,676	839	1,194	221,709	3,063,761	4,227	16,302	3,084,290
1892	196,952	1,158	675	198,785	2,575,191	5,854	9,911	2,590,956
1893	175,357	1,279	1,727	178,363	2,425,722	10,009	15,643	2,451,374
1894	175,911	1,494	2,488	179,893	2,569,904	8,979	11,659	2,590,542
1895	124,260	1,538	159	125,957	1,812,795	7,889	3,575	1,824,259
1896	176,053	1,143	535	177,731	2,712,811	6,828	7,778	2,727,417
1897	162,251	2,497	585	165,433	2,258,713	27,647	2,708	2,289,068
1898	149,262	1,293	1,000	151,555	2,551,751	14,391	13,844	2,579,986
1899	173,419	632	1,235	175,286	2,449,932	5,881	19,862	2,475,675
1900	137,823	3,950	907	142,680	1,969,968	36,412	7,366	2,013,746
1901	118,633	5,917	569	125,119	1,863,337	57,971	8,637	1,929,945
1902	92,904	2,610	804	96,318	1,726,376	26,410	14,793	1,767,579
1903	123,408	1,348	825	125,581	2,514,173	16,542	20,940	2,551,664

SESSIONAL PAPER No. 10

The Produce of the Forest—*Concluded.*

ALL OTHER ARTICLES, N.E.S.				TOTALS.				Years.
Values.				Values.				
Great Britain.	United States.	Other Countries.	Totals.	Great Britain.	United States.	Other Countries.	Totals.	
\$	\$	\$	\$	\$	\$	\$	\$	
161,864	340,344	39,668	541,876	9,354,244	7,842,526	1,545,855	18,742,625	1868
162,705	343,454	50,632	556,791	11,151,161	7,515,075	1,757,646	20,423,882	1869
126,471	346,609	52,050	525,130	10,600,994	8,925,122	2,007,184	21,533,300	1870
122,115	457,271	52,820	632,206	11,631,710	9,158,603	2,272,910	23,063,223	1871
138,661	486,942	54,893	680,496	12,776,984	9,215,403	2,467,490	24,459,877	1872
111,914	999,146	70,708	1,181,768	13,720,644	12,622,959	2,955,314	29,298,917	1873
145,660	663,923	41,511	851,094	14,928,878	9,719,946	2,588,955	27,237,779	1874
210,215	593,317	58,077	861,609	16,303,818	6,402,847	2,363,745	25,070,410	1875
96,599	172,633	31,544	300,776	14,029,090	4,793,065	1,511,075	20,333,230	1876
71,682	192,539	32,810	297,031	16,737,568	4,522,508	1,750,173	23,010,249	1877
65,497	129,795	26,579	221,871	13,271,372	4,481,053	1,759,150	19,511,575	1878
22,375	174,812	9,884	207,071	7,328,313	4,231,484	1,701,662	13,261,459	1879
34,423	441,617	10,441	486,481	8,673,336	6,532,418	1,648,753	16,854,507	1880
70,418	428,384	8,908	507,710	14,758,890	8,349,844	1,851,278	24,960,012	1881
57,097	639,153	10,304	706,554	11,349,866	10,192,933	2,448,256	23,991,055	1882
49,056	652,346	24,490	725,892	13,027,337	9,916,040	2,427,349	25,370,726	1883
95,303	525,113	12,012	632,428	13,742,663	9,883,749	2,184,745	25,811,157	1884
43,143	375,772	15,315	434,230	9,577,581	9,355,736	2,056,391	20,989,708	1885
36,274	422,303	11,181	469,758	10,899,727	8,545,406	1,589,478	21,034,611	1886
25,186	498,724	10,046	533,956	9,445,491	9,353,506	1,685,749	20,484,746	1887
10,828	551,778	16,451	579,057	8,932,177	10,622,338	1,748,299	21,302,814	1888
25,277	512,893	11,907	550,077	10,197,529	11,043,023	1,802,455	23,043,007	1889
38,916	529,218	5,090	573,224	14,098,865	10,247,640	1,832,631	26,179,136	1890
13,215	603,749	8,644	625,608	11,146,282	11,763,058	1,372,675	24,282,015	1891
26,192	518,535	9,872	554,599	9,453,768	11,472,306	1,355,670	22,281,744	1892
23,877	487,619	11,084	522,580	10,821,082	13,859,960	1,678,868	26,359,910	1893
17,952	437,960	18,449	474,361	11,475,692	13,308,196	1,571,560	26,355,448	1894
16,000	464,245	22,262	502,507	9,975,833	12,482,969	1,432,364	23,891,166	1895
43,625	356,975	16,400	417,000	12,186,806	13,528,047	1,460,833	27,175,686	1896
50,891	398,616	30,233	479,740	14,059,585	15,435,759	1,763,385	31,258,729	1897
43,480	378,155	19,328	440,963	15,638,549	9,336,252	1,536,738	26,511,539	1898
35,438	339,946	56,826	432,210	15,777,996	9,921,704	2,321,829	28,021,529	1899
56,364	436,094	39,494	531,952	15,058,036	12,805,139	1,800,493	29,663,668	1900
377,199	371,886	25,118	774,203	15,662,749	12,190,617	2,156,491	30,009,857	1901
47,613	520,774	47,171	615,558	14,154,467	15,517,528	2,447,434	32,119,429	1902
24,977	432,135	40,094	497,206	16,742,435	16,977,232	2,666,348	36,386,015	1903

3-4 EDWARD VII., A. 1904

No. 19 (D).—Exports of Canada—

Years.	ANIMALS, LIVING—HORSES.							
	Quantities.				Values.			
	Great Britain.	United States.	Other Countries.	Totals.	Great Britain.	United States.	Other Countries.	Totals.
	No.	No.	No.	No.	£	£	£	£
1868				7,175		584,658	5,396	590,054
1869				10,355		853,959	5,215	859,174
1870				16,461		1,452,421	5,690	1,458,111
1871				15,293	150	1,431,759	5,575	1,437,464
1872				11,997		1,209,374	6,015	1,215,389
1873				8,782		912,856	9,397	922,233
1874		5,252	147	5,399		560,349	10,195	570,544
1875		4,130	252	4,382		442,027	18,645	460,672
1876		4,094	205	4,299		427,343	14,995	442,338
1877	554	7,496	256	8,306	92,715	668,467	18,040	779,222
1878	1,743	12,213	223	14,179	268,706	985,897	19,125	1,273,728
1879	1,247	15,104	278	16,629	178,653	1,180,461	17,680	1,376,794
1880	510	20,594	289	21,393	63,843	1,793,616	20,920	1,880,379
1881	21	21,583	389	21,993	3,750	2,061,567	28,720	2,094,037
1882	42	20,636	242	20,920	10,930	2,296,077	19,630	2,326,637
1883	49	12,635	335	13,019	9,678	1,597,611	26,002	1,633,291
1884	224	11,123	248	11,595	18,728	1,574,906	24,195	1,617,829
1885	12	11,681	285	11,978	2,650	1,524,023	27,956	1,554,629
1886	121	16,113	291	16,525	19,279	2,104,355	23,950	2,147,584
1887	329	18,225	225	18,779	38,230	2,214,338	16,265	2,268,833
1888	246	19,925	226	20,397	36,750	2,402,371	19,110	2,458,231
1889	164	17,277	326	17,767	26,975	2,113,782	29,965	2,170,722
1890	125	16,118	307	16,550	17,925	1,887,895	36,253	1,936,073
1891	1,222	9,957	479	11,658	156,254	1,215,022	45,968	1,417,244
1892	1,369	9,261	433	11,063	214,785	1,094,461	44,781	1,354,027
1893	1,946	10,606	667	13,219	274,310	1,123,339	63,508	1,461,157
1894	3,510	4,490	734	8,734	400,507	480,525	64,628	945,660
1895	7,430	6,664	650	14,744	747,767	510,765	54,144	1,312,676
1896	17,179	4,021	652	21,852	1,729,508	328,338	55,249	2,113,095
1897	13,720	3,696	577	17,993	1,357,472	307,906	45,544	1,710,922
1898	11,479	2,457	413	14,349	1,160,367	307,124	29,953	1,497,444
1899	5,810	6,284	290	12,384	591,200	283,533	23,270	898,063
1900	5,044	1,527	3,482	10,053	517,641	222,625	426,715	1,166,981
1901	2,143	2,088	3,378	7,609	230,295	327,294	352,684	910,273
1902	4,508	1,879	6,300	12,687	435,155	345,048	676,970	1,457,173
1903	1,638	1,907	333	3,878	224,845	340,239	30,837	595,921

SESSIONAL PAPER No. 10

Animals and their Produce.

ANIMALS, LIVING—HORNEO CATTLE.								Years.
Quantities.				Values.				
Great Britain.	United States.	Other Countries.	Totals.	Great Britain.	United States.	Other Countries.	Totals.	
No.	No.	No.	No.	\$	\$	\$	\$	
			44,442		999,378	100,562	1,099,940	1868
			65,251		1,348,844	78,917	1,427,761	1869
			107,731		2,922,610	84,268	3,006,878	1870
			79,613		2,208,259	70,295	2,278,554	1871
			22,438		540,179	91,049	631,228	1872
			25,637		555,552	100,042	655,594	1873
63	36,671	2,889	39,623	142,280	724,254	84,735	951,269	1874
455	34,651	3,862	38,968	33,471	672,060	117,991	823,522	1875
638	20,809	3,910	25,357	83,250	404,381	113,517	601,148	1876
4,007	13,851	4,798	22,656	315,230	268,317	132,203	715,750	1877
7,433	17,657	4,835	29,925	686,700	330,562	135,072	1,152,334	1878
20,587	21,316	4,666	46,569	1,571,211	402,799	122,686	2,096,696	1879
32,680	16,044	6,220	54,944	2,292,161	287,057	185,219	2,764,437	1880
49,409	7,323	5,545	62,277	3,157,009	154,851	153,011	3,464,871	1881
41,519	15,914	4,673	62,106	2,706,051	423,807	126,472	3,256,330	1882
37,894	23,280	5,222	66,396	3,209,176	516,585	172,267	3,898,028	1883
53,962	30,593	4,708	89,263	4,631,767	893,759	155,556	5,681,082	1884
69,446	67,758	5,799	143,003	5,752,248	1,411,642	213,887	7,377,777	1885
60,549	25,338	5,979	91,866	4,998,327	633,094	193,767	5,825,188	1886
63,622	45,765	6,887	116,274	5,344,375	887,756	254,587	6,486,718	1887
54,248	40,047	6,452	100,747	4,123,873	648,178	240,662	5,012,713	1888
60,000	37,360	5,559	102,919	4,992,161	488,266	227,699	5,708,126	1889
66,965	7,840	6,649	81,454	6,565,315	104,623	279,479	6,949,417	1890
107,689	2,763	7,309	117,761	8,425,396	26,975	320,128	8,772,499	1891
101,426	551	5,202	107,179	7,481,613	21,327	246,009	7,748,949	1892
99,904	402	6,918	107,224	7,402,208	11,032	331,843	7,745,083	1893
80,531	256	5,270	86,057	6,316,373	3,771	179,453	6,499,597	1894
85,863	882	7,057	93,802	6,797,615	19,216	303,992	7,120,823	1895
97,042	1,646	5,763	104,451	6,816,361	8,870	257,311	7,082,542	1896
120,063	35,998	5,308	161,369	6,454,313	509,138	165,937	7,159,388	1897
122,106	87,905	2,909	213,010	7,403,990	1,239,448	79,854	8,723,292	1898
115,476	92,834	3,537	211,847	7,129,430	1,298,170	95,235	8,522,835	1899
115,056	86,989	3,479	205,524	7,579,080	1,401,137	100,559	9,080,776	1900
119,050	46,244	3,985	169,279	8,028,476	891,340	144,746	9,064,562	1901
148,927	31,743	3,803	184,473	9,742,738	787,864	133,217	10,663,819	1902
161,170	10,432	5,178	176,780	10,842,438	292,288	207,906	11,342,632	1903

3-4 EDWARD VII., A. 1904

No. 19 (D).—Exports of Canada—

Years.	ANIMALS, LIVING—SHEEP.							
	Quantities.				Values.			
	Great Britain.	United States.	Other Countries.	Totals.	Great Britain.	United States.	Other Countries.	Totals.
	No.	No.	No.	No.	§	§	§	§
1868				102,433		219,114	14,501	233,615
1869				195,682		442,364	12,204	454,568
1870				147,375		375,340	13,417	388,757
1871				313,619		819,688	9,674	829,362
1872				353,178		1,000,036	15,241	1,015,277
1873				315,832		943,200	14,521	957,721
1874		248,208	3,873	252,081		689,888	12,676	702,564
1875		236,808	5,630	242,438		617,632	19,929	637,561
1876		135,514	5,673	141,187		487,000	20,538	507,538
1877	3,170	198,820	7,909	209,899	21,968	536,648	24,404	583,020
1878	11,985	223,822	7,182	242,989	68,402	609,103	21,832	699,337
1879	54,421	246,573	7,099	308,093	333,531	630,174	24,340	988,045
1880	109,506	279,202	10,038	398,746	625,232	771,128	26,470	1,422,830
1881	80,222	264,812	9,121	354,155	594,596	748,945	28,586	1,372,127
1882	71,556	233,602	6,511	311,669	510,152	700,564	18,241	1,228,957
1883	72,038	228,541	7,895	308,474	632,386	723,655	32,015	1,388,056
1884	105,661	192,244	6,498	304,403	919,495	596,724	28,386	1,544,605
1885	51,355	274,962	8,726	335,043	456,136	773,491	31,444	1,261,071
1886	36,411	313,201	9,795	359,407	317,987	829,884	34,370	1,182,241
1887	68,545	363,046	11,904	443,495	568,433	974,482	49,252	1,592,167
1888	30,421	353,999	10,654	395,074	211,881	1,027,410	36,755	1,276,046
1889	43,477	307,775	8,879	360,131	303,009	918,334	41,782	1,263,125
1890	57,006	251,640	7,255	315,931	486,299	761,565	26,483	1,274,347
1891	40,732	244,996	13,619	299,347	344,405	759,081	42,979	1,146,465
1892	32,569	290,074	6,784	329,427	288,145	1,073,200	23,801	1,385,146
1893	14,821	337,718	7,970	360,509	133,222	1,088,814	25,819	1,247,855
1894	17,581	207,847	7,933	233,361	163,075	642,231	27,360	832,666
1895	137,889	146,783	7,079	291,751	1,253,399	346,746	24,442	1,624,587
1896	219,810	162,775	8,905	391,490	1,721,250	394,949	35,084	2,151,283
1897	78,496	224,837	10,077	313,410	361,705	602,894	37,412	1,002,011
1898	71,768	270,200	9,821	351,789	396,422	841,920	33,735	1,272,077
1899	62,495	334,890	7,937	405,322	333,736	1,176,687	30,434	1,540,857
1900	79,254	374,512	6,178	459,944	475,508	1,397,997	20,507	1,894,012
1901	77,632	308,820	8,229	394,681	435,335	1,158,069	32,298	1,625,702
1902	92,734	245,432	10,277	348,443	525,336	908,892	49,298	1,483,526
1903	114,392	278,506	8,545	401,443	656,887	961,109	37,685	1,655,681

SESSIONAL PAPER No. 10

Animals and their Produce—*Continued.*

ANIMALS, LIVING—ALL OTHER, N. E. S.				TOTAL ANIMALS, LIVING.				Years.
Values.				Values.				
Great Britain.	United States.	Other Countries.	Totals.	Great Britain.	United States.	Other Countries.	Totals.	
\$	\$	\$	\$	\$	\$	\$	\$	
229	85,709	1,206	87,144	229	1,888,859	121,665	2,010,753	1868
181	170,513	1,071	171,765	181	2,815,680	97,407	2,913,268	1869
.....	334,823	1,724	336,547	5,085,194	105,099	5,190,293	1870
.....	149,664	6,109	155,773	130	4,609,370	91,653	4,701,153	1871
.....	102,928	5,102	108,030	2,852,517	117,407	2,969,924	1872
.....	171,969	1,504	173,473	2,583,557	125,464	2,709,021	1873
.....	133,198	2,920	136,118	142,280	2,107,689	110,526	2,360,495	1874
.....	197,903	3,964	202,039	33,643	1,929,622	160,529	2,123,794	1875
172	84,443	3,266	88,858	84,399	1,403,167	152,316	1,639,882	1876
1,149	56,800	2,730	60,114	430,497	1,530,232	177,377	2,138,106	1877
584	71,379	3,999	90,703	1,039,133	1,996,341	180,028	3,216,102	1878
15,325	94,109	5,895	151,022	2,134,413	2,307,543	170,601	4,612,557	1879
51,018	124,658	5,250	182,315	3,035,643	2,976,459	237,859	6,249,961	1880
52,407								
21,124	120,618	4,062	145,804	3,776,479	3,085,981	214,379	7,076,839	1881
2,708	154,999	2,972	160,679	3,229,841	3,575,447	167,315	6,972,603	1882
1,625	168,589	3,296	173,510	3,852,865	3,006,440	233,580	7,092,885	1883
1,022	203,044	3,085	207,151	5,571,012	3,268,433	211,222	9,050,667	1884
1,925	175,587	5,246	182,758	6,212,959	3,884,743	278,533	10,376,235	1885
185	127,649	5,916	133,750	5,335,778	3,694,982	258,003	9,288,763	1886
5,057	102,146	6,521	113,724	5,956,095	4,178,722	326,625	10,461,442	1887
1,962	126,064	4,294	132,320	4,374,466	4,204,023	300,821	8,879,310	1888
1,127	115,241	4,296	120,664	5,323,272	3,635,623	303,742	9,262,637	1889
1,623	107,388	6,045	115,056	7,071,162	2,861,471	342,260	10,274,893	1890
4,901	54,398	3,408	62,707	8,930,956	2,055,476	412,483	11,393,915	1891
3,349	45,116	2,825	51,290	7,987,892	2,234,104	317,416	10,539,412	1892
20,008	182,207	5,002	207,217	7,829,748	2,405,392	426,172	10,661,312	1893
5,904	57,766	6,258	69,928	6,885,859	1,184,293	277,699	8,347,851	1894
6,301	41,270	5,839	53,410	8,805,082	917,997	388,417	10,111,496	1895
5,451	68,558	5,738	79,747	10,272,570	800,715	353,382	11,426,667	1896
43,279	66,283	5,840	115,402	8,216,769	1,486,221	284,733	9,987,723	1897
10,216	45,851	5,865	61,932	8,970,995	2,434,343	149,407	11,554,745	1898
17,134	52,346	9,091	78,571	8,071,500	2,810,796	158,030	11,040,326	1899
751	51,548	7,527	59,826	8,572,980	3,073,307	555,308	12,201,595	1900
36,555	48,448	8,389	93,392	8,730,661	2,425,151	538,117	11,693,929	1901
2,046	125,886	6,663	134,595	10,705,275	2,167,690	866,148	13,739,113	1902
1,474	368,810	8,078	378,362	11,725,644	1,962,446	284,506	13,972,596	1903

3-4 EDWARD VII., A. 1904

No. 19 (D).—EXPORTS of Canada—

Years.	FURS, DRESSED AND UNDRESSED.				HIDES AND SKINS OTHER THAN FUR.			
	Values.				Values.			
	Great Britain.	United States.	Other Countries.	Totals.	Great Britain.	United States.	Other Countries.	Totals.
	§	§	§	§	§	§	§	§
1868	365,662	55,377	1,796	422,835	106	133,100	8	133,214
1869	257,346	110,211	367,557	855	289,047	396	290,298
1870	239,402	70,675	310,077	1,606	271,826	273,432
1871	223,137	77,746	14,739	315,622	8,739	203,168	254	212,161
1872	359,142	192,928	39,395	591,465	16	414,344	60	414,420
1873	538,935	392,919	4,119	935,973	950	524,144	525,094
1874	1,212,276	419,118	2,107	1,633,501	2,526	391,521	22	394,069
1875	661,528	662,678	1,324,006	5,243	360,250	300	365,793
1876	846,439	931,999	600	1,779,038	62,641	472,540	460	535,641
1877	1,056,640	284,676	1,441	1,322,757	11,174	504,063	95	515,332
1878	912,745	388,345	25,511	1,326,601	13,266	391,176	120	404,562
1879	706,975	453,416	30,965	1,191,356	30,872	385,644	416,516
1880	624,808	401,594	9,223	1,035,625	100,709	658,273	1,612	760,594
1881	1,638,578	338,453	6,065	1,983,096	9,822	435,762	115	445,699
1882	1,069,510	168,970	39,860	1,278,340	5,361	378,099	2,769	386,229
1883	819,768	213,898	53,857	1,087,523	4,867	472,492	1,781	479,140
1884	802,850	254,130	62,776	1,119,756	37,704	426,126	808	464,638
1885	1,432,572	188,575	5,679	1,626,826	141,570	477,928	2,128	621,626
1886	1,325,309	306,295	24,600	1,656,204	785	494,271	2,932	497,988
1887	1,343,689	341,439	30,174	1,715,302	178,449	437,215	2,031	617,695
1888	1,775,600	286,584	6,017	2,068,201	25,634	535,996	11,529	573,159
1889	1,393,953	433,967	8,357	1,836,277	7,070	470,240	1,196	478,506
1890	1,154,427	412,010	5,959	1,572,396	28,082	481,165	751	509,998
1891	1,115,965	299,021	14,243	1,429,229	13,455	492,422	3,048	508,925
1892	1,210,804	332,735	11,603	1,555,142	650	493,143	5,822	499,615
1893	1,089,724	385,688	7,671	1,483,083	5,307	453,322	1,831	460,460
1894	1,235,726	496,413	24,624	1,756,763	21,575	294,125	2,992	318,692
1895	1,154,378	411,914	9,262	1,575,554	12,624	946,820	2,944	962,388
1896	1,380,165	400,193	19,300	1,799,658	19,887	1,121,938	19,925	1,161,750
1897	1,280,632	410,987	2,687	1,694,306	11,355	1,541,053	10,205	1,562,613
1898	1,256,306	271,383	2,208	1,529,897	4,863	1,114,236	1,523	1,120,622
1899	1,165,260	382,266	7,761	1,555,287	7,414	1,257,622	3,449	1,268,485
1900	1,483,100	310,688	13,178	1,806,966	6,421	1,396,635	3,283	1,406,339
1901	1,245,499	394,290	6,042	1,645,831	173,873	2,046,809	6,533	2,227,215
1902	1,130,529	653,298	13,051	1,796,878	32,600	1,667,396	3,188	1,703,184
1903	1,444,619	840,780	113,099	2,398,498	77,666	1,890,577	3,637	1,971,880

SESSIONAL PAPER No. 10

Animals and their Produce—*Continued.*

PROVISIONS—BUTTER.								Years.
Quantities.				Values.				
Great Britain.	United States.	Other Countries.	Totals.	Great Britain.	United States.	Other Countries.	Totals.	
Lbs.	Lbs.	Lbs.	Lbs.	\$	\$	\$	\$	
			* 17,865,310	1,196,586	1,088,015	143,061	* 2,427,662	1868
			10,853,268	1,367,724	772,063	202,483	2,342,270	1869
			12,260,887	1,449,428	712,244	191,898	2,353,570	1870
			15,439,266	1,928,731	900,750	226,753	3,065,234	1871
			19,068,448	2,719,118	634,239	259,322	3,612,679	1872
			15,208,633	1,833,223	751,496	224,260	2,808,979	1873
8,638,736	2,802,488	791,822	12,233,046	1,743,333	712,002	164,970	2,620,305	1874
6,579,405	1,301,991	1,386,648	9,268,044	1,668,524	353,987	314,813	2,337,324	1875
9,430,712	1,619,206	1,200,148	12,250,066	1,975,905	339,317	225,672	2,540,894	1876
12,997,380	305,255	1,389,154	14,691,789	2,746,630	65,773	261,006	3,073,409	1877
11,031,366	783,650	1,191,610	13,006,626	2,048,838	140,932	192,467	2,382,237	1878
12,656,567	285,500	1,365,910	14,307,977	1,891,611	37,577	172,709	2,101,897	1879
16,687,978	557,785	1,289,599	18,535,362	2,756,064	111,158	190,847	3,058,069	1880
16,282,376	291,862	1,075,253	17,649,491	3,333,419	58,522	181,093	3,573,034	1881
11,183,746	2,711,977	1,266,116	15,161,839	2,195,127	529,169	211,860	2,936,156	1882
6,230,173	986,387	889,887	8,106,447	1,330,585	206,154	169,078	1,705,817	1883
6,889,713	236,921	948,903	8,075,537	1,395,652	46,618	170,211	1,612,481	1884
6,028,902	88,081	1,213,805	7,330,788	1,212,768	16,795	201,342	1,430,905	1885
3,546,182	111,388	1,011,171	4,668,741	652,863	17,545	161,947	832,355	1886
4,076,365	100,895	1,308,249	5,485,509	757,261	17,207	204,658	979,126	1887
3,343,601	64,230	1,007,550	4,415,381	614,214	13,468	170,991	798,673	1888
902,087	36,096	842,582	1,780,765	174,027	7,879	150,052	331,958	1889
1,029,346	27,667	894,572	1,951,585	184,105	5,059	150,967	340,131	1890
2,758,855	68,008	941,238	3,768,101	440,060	10,054	152,061	602,175	1891
4,636,550	40,262	1,059,884	5,736,696	877,455	6,038	172,565	1,056,058	1892
6,076,757	41,323	917,933	7,036,013	1,118,614	7,539	170,661	1,296,814	1893
4,684,537	33,186	816,898	5,534,621	936,422	6,048	153,118	1,092,588	1894
2,751,848	27,757	870,653	3,650,258	536,797	5,365	155,314	697,476	1895
4,970,047	16,708	902,486	5,889,241	893,053	2,729	156,307	1,052,089	1896
10,413,131	37,676	1,002,514	11,453,351	1,912,389	6,233	170,551	2,089,173	1897
10,461,823	18,913	773,051	11,253,787	1,915,550	3,738	127,398	2,046,686	1898
19,120,034	24,644	994,517	20,139,195	3,526,007	3,984	170,882	3,700,873	1899
24,317,436	28,804	913,497	25,259,737	4,947,000	5,044	170,112	5,122,156	1900
15,602,445	25,932	707,151	16,335,528	3,142,353	5,839	147,471	3,295,663	1901
26,846,205	249,180	760,593	27,855,978	5,459,300	41,149	160,092	5,660,541	1902
32,203,914	50,745	1,874,255	34,128,944	6,554,014	10,225	390,379	6,954,618	1903

* Includes 'Cheese and Lard.'

3-4 EDWARD VII., A. 1904

No. 19 (D).—EXPORTS of Canada—

Years.	PROVISIONS—CHEESE.							
	Quantities.				Values.			
	Great Britain.	United States.	Other Countries.	Totals.	Great Britain.	United States.	Other Countries.	Totals.
Lbs.	Lbs.	Lbs.	Lbs.	\$	\$	\$	\$	
1868								
1869				4,503,370	543,524	3,394	2,654	549,572
1870				5,827,782	667,541	2,872	4,073	674,486
1871				8,271,439	1,099,052	8,413	2,441	1,109,906
1872				16,424,025	1,817,857	12,829	9,598	1,840,284
1873				19,483,211	2,207,779	63,727	8,906	2,280,412
1874	22,634,897	1,156,579	259,506	24,050,982	3,348,840	137,143	37,218	3,523,201
1875	30,889,353	1,406,805	45,872	32,342,030	3,681,296	198,878	6,052	3,886,226
1876	33,927,697	1,026,995	69,398	35,024,090	3,639,629	104,403	7,236	3,751,268
1877	33,659,159	2,215,984	55,381	35,930,524	3,447,310	295,294	5,971	3,748,575
1878	36,331,358	1,641,248	81,688	38,054,294	3,801,643	186,530	9,348	3,997,521
1879	43,959,028	2,311,376	143,631	46,414,035	3,589,317	188,317	12,666	3,790,300
1880	39,153,726	1,141,358	73,594	40,368,678	3,772,769	114,507	6,090	3,893,366
1881	48,913,873	260,529	81,121	49,255,523	5,471,362	28,500	10,581	5,510,443
1882	50,555,644	156,024	95,381	50,807,049	5,471,676	18,436	10,756	5,500,868
1883	57,672,959	221,529	146,899	58,041,387	6,409,857	24,468	17,545	6,451,870
1884	69,338,074	231,149	186,200	69,755,423	7,207,425	24,866	19,698	7,251,989
1885	78,841,459	628,168	185,740	79,655,367	8,178,953	68,978	17,309	8,265,240
1886	77,823,157	174,674	115,096	78,112,927	6,729,134	15,478	10,014	6,754,626
1887	73,185,517	304,318	114,613	73,604,448	7,065,983	30,667	12,328	7,108,978
1888	83,323,842	758,162	91,263	84,173,267	8,834,997	83,153	10,092	8,928,242
1889	88,109,021	297,417	128,399	88,534,837	8,871,205	31,473	13,006	8,915,684
1890	94,037,860	67,318	155,009	94,260,187	9,349,731	6,425	16,056	9,372,212
1891	105,942,677	128,256	131,207	106,202,140	9,481,373	13,485	13,942	9,508,800
1892	117,703,193	383,409	183,450	118,270,052	11,593,690	39,558	19,164	11,652,412
1893	133,559,110	163,664	223,591	133,946,365	13,360,237	23,578	23,655	13,407,470
1894	154,557,761	63,984	355,735	154,977,480	15,439,198	9,552	39,441	15,488,191
1895	145,726,022	32,292	246,336	146,004,650	14,220,505	5,058	27,439	14,253,002
1896	164,410,940	60,371	217,812	164,689,123	13,924,672	10,359	21,540	13,956,571
1897	163,942,649	33,962	244,088	164,220,699	14,645,859	4,486	25,894	14,676,239
1898	196,220,771	146,349	336,203	196,703,323	17,522,681	14,604	35,478	17,572,763
1899	189,259,989	169,010	398,840	189,827,835	16,718,418	17,739	40,608	16,776,765
1900	185,627,757	40,479	316,194	185,984,430	19,812,670	4,836	38,818	19,856,324
1901	195,125,317	345,933	455,147	195,926,397	20,609,361	37,601	49,989	20,696,951
1902	200,392,350	86,502	467,549	200,946,401	19,620,239	12,038	54,014	19,686,291
1903	228,394,482	56,676	648,767	229,099,925	24,620,004	7,779	85,160	24,712,943

SESSIONAL PAPER No. 10

Animals and their Produce—Continued.

PROVISIONS—EGGS.								Years.
Quantities.				Values.				
Great Britain.	United States.	Other Countries.	Totals.	Great Britain.	United States.	Other Countries.	Totals.	
Doz.	Doz.	Doz.	Doz.	\$	\$	\$	\$	
			1,893,872	66	205,451	454	205,971	1868
			1,539,411		188,050	199	188,249	1869
			2,460,687		314,655	157	314,812	1870
			3,312,145		422,843	1,190	424,033	1871
			3,724,977		453,491	1,022	454,513	1872
			3,753,781		508,270	1,177	509,447	1873
	4,405,500	2,034	4,407,534		587,284	315	587,599	1874
81,078	3,427,830	12,160	3,521,063	12,250	420,548	1,475	434,273	1875
1,700	3,863,671	15,442	3,880,813	200	506,502	1,723	508,425	1876
9,610	4,999,445	16,898	5,025,953	1,290	531,560	2,041	534,891	1877
93,759	5,152,542	16,619	5,262,920	13,509	631,204	1,861	646,574	1878
260,890	5,167,738	12,194	5,440,822	18,691	554,164	1,238	574,093	1879
14,888	6,416,501	21,191	6,452,580	1,510	736,902	2,253	740,665	1880
24,831	9,044,640	20,664	9,090,135	1,877	1,099,454	2,481	1,103,812	1881
370,134	10,115,315	13,633	10,499,082	60,080	1,581,873	1,756	1,643,709	1882
	13,413,744	37,666	13,451,410		2,251,304	5,282	2,256,586	1883
	11,384,856	105,999	11,490,855		1,950,561	9,636	1,960,197	1884
	11,512,279	30,424	11,542,703		1,826,729	3,903	1,830,632	1885
	12,708,883	49,649	12,758,532		1,722,579	5,503	1,728,082	1886
	12,907,956	37,370	12,945,326		1,821,364	4,195	1,825,559	1887
2,379	14,147,739	20,741	14,170,859	262	2,119,582	2,439	2,122,283	1888
98	14,011,017	17,778	14,028,893	18	2,156,725	2,767	2,159,510	1889
3,600	12,825,735	10,325	12,839,660	820	1,793,104	1,290	1,795,214	1890
649,476	7,354,235	19,224	8,022,935	83,589	1,074,247	2,523	1,160,359	1891
3,987,655	3,918,015	25,534	7,931,204	592,218	494,409	3,171	1,089,798	1892
4,104,632	2,664,942	35,858	6,805,432	538,944	324,355	4,708	868,007	1893
3,449,243	1,611,881	80,462	5,141,586	503,533	199,636	10,885	714,054	1894
4,184,271	2,256,518	60,028	6,500,817	524,577	275,827	7,586	807,990	1895
5,585,725	894,989	39,964	6,520,678	704,768	97,309	5,009	807,086	1896
6,939,496	479,258	57,882	7,476,636	923,965	47,023	6,891	978,479	1897
10,280,466	38,643	50,887	10,369,996	1,244,051	5,029	6,224	1,255,304	1898
9,564,220	45,029	43,263	9,652,512	1,254,392	6,666	6,005	1,267,063	1899
10,109,383	21,929	56,594	10,187,906	1,447,030	2,621	8,251	1,457,902	1900
11,273,452	37,197	52,415	11,363,064	1,677,727	6,529	7,384	1,691,640	1901
11,353,825	237,435	43,848	11,635,108	1,691,024	35,764	6,454	1,733,242	1902
7,305,136	46,773	52,191	7,404,100	1,420,760	6,436	8,934	1,436,130	1903

3-4 EDWARD VII., A. 1904

No. 19 (D).—EXPORTS of Canada—

Years.	PROVISIONS—LARD.							
	Quantities.				Values.			
	Great Britain.	United States.	Other Countries.	Totals.	Great Britain.	United States.	Other Countries.	Totals.
Lbs.	Lbs.	Lbs.	Lbs.	\$	\$	\$	\$	
1868				Included with 'Butter' prior to 1869.				
1869				465,290	55,157	1,315	1,534	58,006
1870				1,369,117	188,168	8,808	2,528	199,504
1871				1,291,138	140,912	1,236	6,500	148,648
1872				*1,114,047	92,364	8,256	5,101	*105,721
1873				3,353,344	195,305	6,813	2,104	204,222
1874	2,107,205	8,234	21,706	2,137,145	214,672	1,238	2,587	218,497
1875	315,660	12,792	10,604	339,056	37,090	1,969	1,485	40,544
1876				637,555	44,380	5,639	1,777	51,796
1877	461,476	65,410	12,940	539,826	55,578	5,883	1,537	62,998
1878	258,617	342	6,388	265,347	26,880	37	724	27,641
1879	288,501	20,872	3,070	312,443	16,857	1,296	311	18,464
1880	446,238	47,040	5,402	498,680	25,992	4,760	518	31,270
1881	203,508	6,171	209,679	19,173	709	19,882
1882	131,756	64	3,349	135,169	13,382	10	477	13,869
1883	46,318	50	4,835	51,203	5,192	5	658	5,855
1884	186,999	19,932	7,841	214,772	18,549	1,994	882	21,425
1885	59,112	40	4,407	63,559	5,035	5	451	5,491
1886	90,772	40	4,978	95,790	6,215	5	502	6,722
1887	157,160	115	1,973	159,248	12,222	12	200	12,434
1888	68,255	5,189	1,730	75,165	6,479	459	131	7,069
1889	90,397	100	1,505	92,002	8,192	13	136	8,341
1890	82,300	20	114	82,434	6,061	1	10	6,072
1891	28,700	14,700	4,334	47,734	1,862	970	342	3,174
1892	26,650	245	4,991	31,886	2,001	12	491	2,504
1893	698,517	90	11,017	709,624	65,861	8	904	66,773
1894	794,628	1,392	6,905	802,925	75,758	155	776	76,689
1895	1,272,701	3,885	1,276,586	103,833	297	104,130
1896	154,240	15,820	3,499	173,559	11,267	1,322	283	12,872
1897	172,060	56,143	228,203	13,765	3,200	16,965
1898	246,270	660	6,192	253,122	18,500	40	556	19,096
1899	170,137	1,600	1,484,267	1,656,004	5,662	90	62,117	67,869
1900	190,128	2,100	4,742	196,970	10,667	174	374	11,215
1901	835,949	1,452	9,237	846,638	57,521	151	930	58,602
1902	167,980	100	150,996	319,076	12,531	10	9,645	22,186
1903	2,322,585	1,126	90,264	2,413,975	227,080	130	8,797	236,007

* Includes 'Tallow' from Ontario.

SESSIONAL PAPER No. 10

Animals and their Produce—*Continued.*

PROVISIONS—MEATS—BACON AND HAMS.								Years.
Quantities.				Values.				
Great Britain.	United States.	Other Countries.	Totals.	Great Britain.	United States.	Other Countries.	Totals.	
Lbs.	Lbs.	Lbs.	Lbs.	\$	\$	\$	\$	
			9,446,900	775,008	4,821	3,652	783,481	1868
			7,856,400	851,675	17,490	581	869,746	1869
			17,524,300	1,506,366	42,478	4,479	1,553,323	1870
			10,344,400	1,010,023	7,745	1,150	1,018,918	1871
			12,543,900	935,717	61,190	2,249	999,156	1872
			35,698,300	2,233,076	88,117	2,106	2,323,299	1873
17,530,600	496,300	42,500	18,069,400	1,538,544	43,375	5,544	1,587,463	1874
6,950,900	1,888,900	57,100	8,896,900	667,701	154,110	4,880	826,691	1875
7,257,800	740,600	60,900	8,059,300	756,272	74,653	8,180	839,105	1876
8,147,000	5,893,600	50,000	14,090,600	778,187	468,027	6,041	1,252,255	1877
5,574,599	28,701	84,924	5,688,224	465,540	2,613	9,779	477,932	1878
4,443,847	185,159	18,148	4,647,154	263,686	21,047	1,882	288,615	1879
9,506,035	19,953	46,354	9,572,342	527,195	1,972	4,826	533,998	1880
10,317,155	19,715	17,817	10,354,687	755,015	1,653	1,666	758,334	1881
9,791,943	2,469	35,212	9,829,624	1,067,098	163	4,597	1,071,858	1882
4,230,114	628	23,618	4,254,360	495,617	87	3,554	499,258	1883
8,069,941	337	47,692	8,117,970	789,564	41	4,197	793,802	1884
8,078,952	53,413	19,722	8,152,087	709,494	5,563	2,198	717,255	1885
8,543,951	1,644	20,895	8,566,490	651,582	176	2,094	653,852	1886
11,403,700	1,037	21,205	11,425,942	903,952	128	2,310	906,390	1887
6,996,531	755	22,537	7,019,823	657,395	94	2,526	660,015	1888
4,044,853	642	21,187	4,066,682	378,736	87	2,470	381,293	1889
7,470,086	793	21,203	7,492,082	628,615	106	2,358	631,079	1890
7,529,529	1,429	23,279	7,554,237	625,997	175	2,297	628,469	1891
12,052,152	3,328	86,898	12,142,378	1,142,999	415	8,592	1,152,006	1892
18,416,838	2,600	84,909	18,504,347	1,960,646	336	9,536	1,970,518	1893
28,284,663	133,973	90,371	28,509,007	2,914,778	13,633	9,963	2,938,374	1894
40,053,786	17,861	62,379	40,134,026	3,798,341	1,787	6,581	3,806,709	1895
53,618,513	24,482	93,090	53,736,085	4,370,349	2,949	8,670	4,381,968	1896
68,980,296	67,620	71,536	69,128,452	5,831,623	5,099	6,897	5,843,619	1897
85,208,562	55,634	44,633	85,308,829	8,029,482	6,561	4,735	8,040,778	1898
116,573,133	48,125	31,669	116,652,927	10,407,592	5,709	3,177	10,416,478	1899
134,949,129	10,659	72,086	135,031,874	12,749,175	1,429	7,421	12,758,025	1900
105,130,008	357,638	61,859	105,549,505	11,732,785	38,851	6,810	11,778,446	1901
107,593,082	372,898	14,069	107,980,049	12,356,648	44,853	2,292	12,403,793	1902
141,699,171	7,858	249,880	141,956,909	15,873,739	1,223	31,372	15,906,334	1903

3-4 EDWARD VII., A. 1904

No. 19 (D).—EXPORTS of Canada—

Years.	PROVISIONS—MEATS—BEEF AND MUTTON.							
	Quantities.				Values.			
	Great Britain.	United States.	Other Countries.	Totals.	Great Britain.	United States.	Other Countries.	Totals.
Lbs.	Lbs.	Lbs.	Lbs.	\$	\$	\$	\$	
1868				2,424,600	177,488	14,506	11,711	203,705
1869				2,108,600	95,672	18,457	40,106	154,235
1870					111,904	20,329	65,432	197,665
1871				4,087,600	150,812	71,789	18,765	241,366
1872				1,902,200	92,438	54,475	13,959	160,872
1873				1,437,400	78,231	24,584	10,575	113,390
1874	1,984,400	3,574,200	343,200	5,901,800	172,502	80,738	17,068	270,308
1875	700,600	832,800	311,600	1,845,000	69,472	48,110	16,165	133,747
1876	1,118,500	234,100	220,600	1,573,200	109,260	15,114	15,734	140,108
1877	2,848,500	1,665,700	325,800	4,840,000	223,807	126,432	25,735	375,974
1878	5,082,696	139,309	323,457	5,545,462	448,361	21,282	17,955	487,598
1879	1,918,751	49,804	383,032	2,351,587	145,566	2,445	18,159	166,170
1880	351,589	133,090	309,051	793,730	25,905	7,549	13,918	47,372
1881	949,371	74,976	522,260	1,546,607	65,796	4,312	22,444	92,552
1882	316,546	325,456	442,288	1,084,290	26,016	20,128	22,386	68,530
1883	15,866	553,976	456,166	1,026,008	1,752	36,887	24,909	63,548
1884	37,223	190,134	373,393	600,750	3,770	13,446	21,243	38,459
1885	7,850	320,061	544,674	872,585	640	21,501	31,107	53,248
1886	13,436	411,038	530,594	955,068	626	23,261	27,004	50,891
1887	13,172	388,234	464,703	866,109	1,243	20,007	21,652	42,902
1888	21,188	497,740	524,791	1,043,719	2,295	28,312	21,304	51,911
1889	20,855	116,701	430,887	568,443	1,752	9,363	25,425	36,540
1890	16,410	49,741	248,059	314,210	961	4,104	14,253	19,318
1891	84,498	183,558	333,726	601,782	8,806	14,506	16,732	40,044
1892		367,835	160,700	528,535		13,079	7,033	20,112
1893	3,705	46,908	395,450	446,063	394	5,759	22,797	28,950
1894	2,012,980	33,037	313,434	2,359,451	135,247	4,086	14,080	153,413
1895	5,324,793	216,864	244,251	5,785,908	418,440	9,592	15,794	443,826
1896	57,556	211,731	292,194	561,481	3,477	7,972	17,167	28,616
1897	383,633	1,256,637	221,465	1,861,735	23,085	50,404	10,939	84,428
1898	483,225	268,528	284,503	1,036,256	33,871	14,981	14,068	62,920
1899	169,599	34,470	290,623	503,692	15,502	2,569	17,243	35,314
1900	2,554,618	73,657	261,655	2,889,930	203,783	4,445	15,196	223,424
1901	8,844,228	78,716	864,389	9,787,333	728,067	5,655	85,333	819,055
1902	4,077,557	28,902	303,777	4,410,236	397,754	2,302	19,574	420,230
1903	1,603,182	121,507	737,698	2,462,387	133,169	13,675	67,513	214,357

SESSIONAL PAPER No. 10

Animals and their Produce—*Continued.*

PROVISIONS—MEATS—CANNED OR PRESERVED.

Quantities.				Values.				Years
Great Britain.	United States.	Other Countries.	Totals.	Great Britain.	United States.	Other Countries.	Totals.	
Lbs.	Lbs.	Lbs.	Lbs.	\$	\$	\$	\$	
Not separately stated prior to 1876.								1868
Not separately stated prior to 1876.								1869
Not separately stated prior to 1876.								1870
Not separately stated prior to 1876.								1871
Not separately stated prior to 1876.								1872
Not separately stated prior to 1876.								1873
Not separately stated prior to 1876.								1874
Not separately stated prior to 1876.								1875
Not separately stated prior to 1876.								1876
1,136,481	5,008	337,081	1,478,570	40,091	56,824		96,915	1876
1,094,013	5,072	7,977	1,107,062	139,672	581	40,542	180,795	1877
591,060	51,437	27,719	670,216	197,413	732	1,293	199,438	1878
1,049,951	116,666	4,567	1,171,184	76,196	5,828	4,076	86,100	1879
				110,534	13,522	535	124,591	1880
1,010,743	26,583	2,925	1,040,251	100,464	2,522	303	103,289	1881
1,256,687	23,853	5,465	1,286,005	122,537	1,880	471	124,888	1882
1,620,829	148,780	1,165	1,770,774	163,515	16,403	162	180,080	1883
1,777,887	6,197	9,165	1,793,249	158,870	515	827	160,212	1884
256,197		1,396	257,593	20,510		121	20,631	1885
211,942	53,114	9,804	274,860	16,874	4,403	1,007	22,284	1886
392,075	52,520	35,520	480,115	35,745	4,776	2,475	42,996	1887
1,314,605	31,584	302	1,346,491	124,575	2,303	53	126,931	1888
354,687	10,368	1,352	366,407	28,841	756	73	29,670	1889
1,155,848	400	700	1,156,948	107,817	108	97	108,022	1890
2,736,150	30,186	744	2,767,080	267,959	3,155	70	271,184	1891
6,371,226		25,274	6,396,500	628,727		2,620	631,347	1892
10,077,846	75	37,705	10,115,626	1,001,314	4	3,769	1,005,087	1893
7,790,962	21,574	16,486	7,829,022	727,105	2,028	1,507	730,640	1894
3,417,401	48,333	4,712	3,470,446	314,841	4,421	440	319,702	1895
9,306,885	28,810	3,642	9,339,337	816,850	2,101	437	819,388	1896
4,826,508	120	22,266	4,848,894	308,216	9	2,224	310,449	1897
2,348,382	37,160	38,531	2,424,073	217,506	3,873	3,674	225,053	1898
1,067,049	1,676	41,440	1,110,165	92,668	507	4,312	97,487	1899
2,139,207	34,793	705,897	2,879,897	235,284	4,464	69,400	309,148	1900
3,103,864	22,903	600,230	3,726,997	357,047	3,657	59,255	419,959	1901
8,466,293	11,327	167,296	8,644,916	855,895	1,071	24,612	881,578	1902
5,543,826	70,760	169,069	5,783,655	595,072	6,208	18,019	619,299	1903

3-4 EDWARD VII., A. 1904

No. 19 (D).—EXPORTS of Canada—

Years.	PROVISIONS—MEATS—PORK.							
	Quantities.				Values.			
	Great Britain.	United States.	Other Countries.	Totals.	Great Britain.	United States.	Other Countries.	Totals.
Lbs.	Lbs.	Lbs.	Lbs.	\$	\$	\$	\$	
1868				3,134,000	132,951	15,477	91,024	239,452
1869				2,390,800	109,605	23,861	69,615	203,081
1870				5,843,200	170,081	12,113	92,107	274,301
1871				5,549,700	285,900	22,505	193,113	501,518
1872				1,898,200	49,344	21,895	67,193	138,432
1873				4,453,500	130,392	73,558	63,770	267,720
1874	5,861,700	3,204,900	962,500	10,029,100	65,028	177,775	72,007	314,810
1875	1,652,700	78,200	984,100	2,715,000	161,475	6,830	79,427	247,732
1876	1,201,600	118,600	1,299,800	2,620,000	117,695	7,745	117,345	242,785
1877	1,096,800	320,100	1,249,500	2,657,400	97,871	30,216	92,135	220,222
1878	328,004	17,018	568,748	913,770	23,044	1,302	34,960	59,306
1879	258,681	4,377	235,232	498,290	13,631	266	11,486	25,383
1880	895,242	41,110	345,039	1,281,391	46,680	2,988	17,612	67,280
1881	1,174,931	9,414	393,823	1,578,168	88,213	636	24,845	113,694
1882	761,379	11,623	452,406	1,225,408	62,015	1,064	30,542	93,621
1883	230,892	3,645	572,306	806,843	24,304	328	45,337	69,969
1884	325,381	2,213	303,376	630,970	23,648	189	20,681	44,51
1885	147,549	1,441	406,446	555,436	11,725	117	23,427	35,269
1886	98,632	5,642	241,831	346,105	6,055	382	12,474	18,911
1887	139,964	8,050	469,121	617,135	9,876	427	26,235	36,538
1888	2,200	7,393	284,547	294,140	188	417	18,972	19,577
1889	11,000	14,298	259,399	284,697	748	1,019	16,483	18,250
1890	9,800	2,490	226,609	238,899	506	195	13,580	14,281
1891	550	3,700	63,437	67,687	40	198	3,851	4,089
1892	2,600	1,465	138,321	142,386	194	112	7,560	7,866
1893	398,174	5,292	499,556	903,022	46,689	323	34,941	81,953
1894	476,963	1,177	277,582	755,722	19,776	138	18,195	38,109
1895	211,436	25,358	282,942	519,736	11,944	1,763	18,729	32,436
1896	873,161	7,884	461,904	1,342,949	36,874	475	27,567	64,916
1897	483,593	3,382	284,823	771,798	13,218	191	14,960	28,369
1898	1,371,993	3,226	227,042	1,602,261	38,748	242	13,162	52,152
1899	1,867,594	3,409	283,843	2,154,846	41,053	190	15,490	56,733
1900	663,359	9,659	436,532	1,109,550	21,386	582	23,041	45,009
1901	431,474	36,110	274,538	742,122	30,669	1,930	18,775	51,374
1902	101,517	6,101	515,297	622,915	8,503	664	44,903	54,070
1903	43,357	74,827	1,213,309	1,331,493	2,591	8,631	111,713	122,935

SESSIONAL PAPER No. 10

Animals and their Produce *Continued.*

PROVISIONS—ALL OTHER, N.E.S.				TOTAL PROVISIONS.				Years.
Values.				Values.				
Great Britain.	United States.	Other Countries.	Totals.	Great Britain.	United States.	Other Countries.	Totals.	
\$	\$	\$	\$	\$	\$	\$	\$	
887	1,524		2,411	2,282,986	1,329,794	249,902	3,862,682	1868
464	2,004		2,468	3,023,821	1,026,634	317,172	4,367,627	1869
1,612	1,894		3,506	4,095,100	1,115,393	360,674	5,571,167	1870
1,612	1,967		3,579	4,617,042	1,446,248	449,912	6,513,202	1871
479	5,853		6,332	5,707,317	1,252,228	358,444	7,317,989	1872
1,165	3,143		4,308	6,679,171	1,519,708	312,898	8,511,777	1873
1,420	2,393	55	3,868	7,084,339	1,741,948	299,764	9,126,051	1874
1,978	1,689	93	3,760	6,299,786	1,186,121	424,390	7,910,297	1875
1,604	1,231	105	2,940	6,685,036	1,111,428	377,772	8,174,236	1876
3,460	1,004	69	4,533	7,493,805	1,524,770	435,077	9,453,652	1877
11,117	269	139	11,525	7,036,345	984,901	268,526	8,289,772	1878
2,272	71	367	2,710	6,019,827	811,011	222,894	7,053,732	1879
4,222	307	5	4,534	7,270,871	993,665	236,604	8,501,140	1880
4,523	606		5,129	9,839,842	1,196,205	244,122	11,280,169	1881
5,621	804	100	6,525	9,023,552	2,153,527	282,945	11,460,024	1882
1,821	628		2,449	8,432,643	2,536,264	266,525	11,235,432	1883
526			526	9,598,004	2,038,230	247,375	11,883,609	1884
25,289	2,048	405	27,742	10,164,414	1,941,736	280,263	12,386,413	1885
23,393	53,005	742	77,140	8,086,742	1,836,834	221,287	10,144,863	1886
12,719	49,385	3,146	65,250	8,799,001	1,943,973	277,199	11,020,173	1887
139,610	36,512	5,115	181,237	10,380,015	2,284,300	231,623	12,895,938	1888
18,561	98,097	2,504	119,162	9,482,080	2,305,412	212,916	12,000,408	1889
34,286	85,591	3,180	123,057	10,312,902	1,894,693	201,791	12,409,386	1890
4,676	29,707	8,054	42,437	10,914,362	1,146,497	199,872	12,260,731	1891
6,888	18,719	19,087	44,694	14,844,172	572,342	240,283	15,656,797	1892
13,918	17,440	14,710	46,068	18,106,617	379,342	285,681	18,771,640	1893
49,517	5,495	23,025	78,037	20,801,334	240,771	270,990	21,313,095	1894
67,162	19,150	16,358	102,670	19,996,440	322,963	248,538	20,567,941	1895
47,344	17,120	12,838	77,302	20,808,654	142,336	249,818	21,200,808	1896
334,185	48,201	18,679	401,065	24,006,305	162,246	260,235	24,428,786	1897
403,572	23,951	8,698	438,221	29,425,961	73,019	213,993	29,712,973	1898
155,306	19,853	7,245	182,404	32,216,600	57,367	327,079	32,600,986	1899
248,214	15,349	16,452	280,015	39,675,209	38,944	349,065	40,063,218	1900
532,541	16,140	14,787	563,468	38,868,071	116,353	390,734	39,375,158	1901
323,244	16,919	22,237	362,400	40,725,138	155,370	343,823	41,224,331	1902
211,343	28,691	20,468	260,502	49,637,772	82,998	742,355	50,463,125	1903

3-4 EDWARD VII., A. 1904

No. 19 (D).—EXPORTS of Canada—

Years.	WOOL.							
	Quantities.				Values.			
	Great Britain.	United States.	Other Countries.	Totals.	Great Britain.	United States.	Other Countries.	Totals.
Lbs.	Lbs.	Lbs.	Lbs.	\$	\$	\$	\$	
1868				1,605,635	69,379	374,809	7	444,195
1869				2,819,962	55,905	760,748	32	816,685
1870				2,442,692	1,116	769,113	70	770,299
1871				2,892,329		839,145		839,145
1872					870	1,370,868		1,371,738
1873				3,126,572	668	1,450,259		1,450,927
1874	71,607	2,693,189		2,764,796	17,401	966,445		983,846
1875	10,957	2,636,521		2,647,498	1,725	917,949	6	919,680
1876	70,771	2,836,458	20	2,907,229	17,827	915,774		933,601
1877	98,576	2,377,120	788	2,476,484	16,836	681,978	160	698,974
1878	156,027	2,281,666	200	2,445,893	34,046	673,225	48	707,319
1879	640,826	2,372,761		3,013,587	144,339	547,555		691,894
1880	66,685	3,551,906	590	3,619,181	9,501	911,271	151	920,923
1881	89,423	1,314,700		1,404,123	16,397	393,286		409,683
1882	121,286	931,419	600	1,053,305	22,531	223,926	200	246,657
1883	167,902	1,207,582	88	1,375,572	25,463	255,043	24	280,530
1884	114,252	1,386,639	140	1,501,031	24,451	285,583	26	310,060
1885	78,129	911,796		989,925	9,253	186,925		196,178
1886	207,053	1,316,228	903	1,524,184	45,254	271,424	259	316,937
1887	118,082	1,297,867	289	1,416,238	28,912	288,251	87	317,250
1888		954,189	786	954,975		223,125	141	223,266
1889	2,800	1,011,457	744	1,015,001	470	216,918	212	217,600
1890		1,046,894	860	1,047,754		235,466	203	235,669
1891		1,107,560	726	1,108,286		245,322	181	245,503
1892		913,170	3,220	916,390		200,125	735	200,860
1893		1,167,360	1,474	1,168,834		228,030	281	228,311
1894	256	76,982	2,640	79,878	24	15,486	646	16,156
1895	10,205	5,449,955	3,001	5,463,161	2,091	1,046,726	642	1,049,459
1896	60,563	3,851,432	4,379	3,916,374	11,775	811,528	617	823,920
1897	236,731	7,499,949	3,497	7,740,177	44,529	1,382,637	793	1,427,959
1898	580	1,010,969	2,871	1,014,420	52	176,436	666	177,154
1899	59,394	21,996	8,648	90,038	9,350	3,437	1,633	14,420
1900	241,062	1,933,627	6,358	2,181,047	48,129	368,721	1,269	418,119
1901	93,300	945,623	4,750	1,043,673	19,040	166,555	945	186,540
1902	81,963	1,885,367	5,442	1,972,772	12,575	288,406	1,068	302,049
1903	235,178	2,286,911	5,061	2,527,150	39,229	343,107	543	382,879

SESSIONAL PAPER No. 10

Animals and their Produce—*Concluded.*

ALL OTHER ARTICLES, N.E.S.				TOTALS.				Years.
Values.				Values.				
Great Britain.	United States.	Other Countries.	Totals.	Great Britain.	United States.	Other Countries.	Totals.	
\$	\$	\$	\$	\$	\$	\$	\$	
5,655	12,734	1,099	19,488	2,724,017	3,794,673	374,477	6,893,167	1868
4,269	9,669	34	13,972	3,342,377	5,011,989	415,041	8,769,407	1869
7,955	14,563	375	22,893	4,345,179	7,326,764	466,218	12,138,161	1870
10,661	15,477	1,085	27,223	4,859,709	7,191,154	557,643	12,608,506	1871
20,447	20,799	185	41,431	6,087,792	6,103,684	515,491	12,706,967	1872
25,691	83,313	1,221	110,225	7,245,415	6,553,900	443,702	14,243,017	1873
100,942	79,645	620	181,207	8,559,764	5,706,366	413,039	14,679,169	1874
25,005	28,552	3,380	56,937	7,026,730	5,085,172	588,605	12,700,507	1875
191,285	61,878	299,008	552,171	7,887,627	4,896,786	830,156	13,614,569	1876
24,489	66,988	319	91,796	9,013,441	4,592,707	614,469	14,220,617	1877
24,744	48,518	2,239	75,501	9,060,279	4,483,106	476,472	14,019,857	1878
83,715	48,093	2,741	134,549	9,120,141	4,553,262	427,201	14,100,604	1879
62,691	75,726	917	139,334	11,104,223	6,016,988	486,366	17,607,577	1880
46,846	97,257	20,630	164,733	15,327,964	5,546,944	485,311	21,360,219	1881
14,604	92,099	4,203	110,906	13,365,399	6,592,068	497,292	20,454,759	1882
22,588	83,451	2,794	108,833	13,158,194	6,567,588	558,561	20,284,343	1883
19,983	95,200	2,195	117,378	16,054,004	6,367,702	524,402	22,946,108	1884
19,127	109,655	1,044	129,826	17,979,895	6,789,562	567,647	25,337,104	1885
20,804	138,983	891	160,678	14,814,672	6,742,789	507,972	22,065,433	1886
9,328	101,769	3,978	115,075	16,315,474	7,291,369	640,094	24,246,937	1887
15,357	61,715	2,351	79,423	16,571,072	7,595,743	552,482	24,719,297	1888
20,215	74,846	4,218	99,279	16,227,060	7,137,006	530,641	23,894,707	1889
12,149	81,669	10,835	104,653	18,578,722	5,966,474	561,799	25,106,995	1890
16,405	78,241	29,792	124,438	20,991,143	4,316,979	659,619	25,967,741	1891
24,563	103,475	14,986	143,024	24,068,081	3,935,924	590,845	28,594,850	1892
20,654	100,076	10,963	131,693	27,052,050	3,951,850	732,599	31,736,499	1893
41,577	80,016	7,823	129,416	28,986,095	2,311,104	584,774	31,881,973	1894
51,864	66,728	2,340	120,932	30,022,479	3,713,148	652,143	34,387,770	1895
30,020	64,565	253	94,838	32,523,071	3,341,275	643,295	36,507,641	1896
41,301	98,667	3,897	143,865	33,600,891	5,081,811	562,550	39,245,252	1897
78,912	123,526	3,641	206,079	39,737,089	4,192,943	371,438	44,301,470	1898
134,875	117,105	11,646	263,626	41,604,999	4,628,533	509,598	46,743,130	1899
95,791	138,455	18,324	252,570	49,881,630	5,326,750	940,427	56,148,807	1900
148,881	182,499	35,258	366,638	49,186,025	5,331,657	977,629	55,495,311	1901
81,881	207,102	106,671	395,654	52,687,998	5,139,262	1,333,949	59,161,209	1902
73,997	199,290	355,277	628,564	62,998,927	5,319,198	1,499,411	69,817,542	1903

3-4 EDWARD VII., A. 1904

No. 19 (E)—EXPORTS of Canada—

Years.	BRAN.							
	Quantities.				Values.			
	Great Britain.	United States.	Other Countries.	Totals.	Great Britain.	United States.	Other Countries.	Totals.
Cwt.	Cwt.	Cwt.	Cwt.	£	£	£	£	
1868				141,232		52,734	592	53,326
1869				41,078		23,259	314	23,573
1870				119,191		107,324	47	107,371
1871				157,598		90,664	62	90,726
1872				58,782		36,241	1,366	37,607
1873				33,336		19,686	28	19,714
1874		13,898		13,898		27,992		27,992
1875		15,093		15,093		18,153		18,153
1876		9,232	20	9,252		6,620	92	6,712
1877	4,552	6,977	63	11,592	5,522	5,227	142	10,891
1878	11,318	8,378	88	19,784	10,571	3,587	102	14,260
1879	28,713	11,649	206	40,568	26,594	5,069	180	31,843
1880	31,807	56,842	464	89,113	25,088	27,202	448	52,738
1881	20,204	69,720	206	90,130	18,755	33,254	232	52,241
1882	17,915	38,527	17	56,459	17,294	22,281	15	39,590
1883	16,717	7,237	607	24,561	16,678	4,378	750	21,806
1884	37,343	14,023	706	52,072	38,325	7,504	808	46,637
1885	37,359	23,089	2,433	62,881	33,730	10,646	2,301	46,677
1886	25,733	89,108	1,266	116,107	23,657	39,775	1,081	64,513
1887	35,605	73,401	2,425	111,431	33,826	37,930	2,032	73,788
1888	33,089	29,174	2,121	64,384	31,163	16,548	1,944	49,655
1889	56,634	24,840	4,232	85,706	54,237	10,874	4,191	69,302
1890	70,727	31,493	4,128	106,348	68,340	14,103	3,782	86,225
1891	100,562	80,522	7,751	188,835	97,872	56,444	8,008	162,324
1892	99,420	80,164	7,145	186,729	86,961	51,318	6,864	145,143
1893	98,818	145,182	11,022	255,022	87,506	83,016	10,244	180,766
1894	70,950	44,034	19,580	134,564	55,470	21,776	19,303	96,549
1895	84,355	24,859	9,923	119,137	66,461	12,575	8,223	87,259
1896	113,361	15,614	10,177	139,152	94,507	8,509	9,369	112,385
1897	126,643	38,228	8,318	173,189	100,696	14,876	6,605	122,177
1898	124,003	135,328	11,161	270,492	96,063	61,806	7,861	165,730
1899	118,425	96,939	11,868	227,232	120,936	36,418	9,766	167,120
1900	123,188	55,683	13,696	192,567	100,044	34,966	10,196	145,206
1901	86,673	204,910	57,772	349,355	63,499	137,957	40,789	242,245
1902	80,074	267,329	36,193	383,596	61,920	147,209	28,019	237,148
1903	130,596	155,264	65,781	351,641	93,292	91,048	57,630	241,970

SESSIONAL PAPER No. 10

Agricultural Products.

FLAX.								Year.
Quantities.				Values.				
Great Britain.	United States.	Other Countries.	Totals.	Great Britain.	United States.	Other Countries.	Totals.	
Cwt.	Cwt.	Cwt.	Cwt.	\$	\$	\$	\$	
			16,134	1,449	112,049		113,498	1868
			11,681		116,943		116,943	1869
			64,333		74,273		74,273	1870
					112,778		112,778	1871
			39,419		115,290		115,290	1872
			8,124	270	86,609		86,879	1873
					113,256		113,256	1874
	18,212		18,212		164,406		164,406	1875
	24,632		24,632		165,125		165,125	1876
	26,195		26,195		182,979		182,979	1877
	13,367		13,367		98,971		98,971	1878
	5,864		5,864		46,194		46,194	1879
	10,137		10,137		95,502		95,502	1880
110	6,176		6,286	1,780	66,094		67,874	1881
	6,509		6,509		85,537		85,537	1882
	11,634		11,634		108,220		108,220	1883
31	5,281		5,312	890	72,889		73,779	1884
	7,060		7,060		59,904		59,904	1885
	7,286		7,286		49,301		49,301	1886
	10,128		10,128		78,422		78,422	1887
	10,325		10,325		80,207		80,207	1888
	17,108		17,108		121,807		121,807	1889
	21,207		21,207		175,563		175,563	1890
	21,877		21,877		181,386		181,386	1891
	38,457		38,457		112,360		112,360	1892
	34,864		34,864		124,082		124,082	1893
10,811	16,919		27,730	101,126	167,077		268,203	1894
5,867	10,825		16,692	52,041	99,526		151,567	1895
3,887	11,503		15,390	33,936	94,951		128,887	1896
2,608	35,414		38,022	21,438	283,214		304,652	1897
	5,710		5,710		38,735		38,735	1898
55	12,612		12,667	274	74,858		75,132	1899
	28,344		28,344		196,769		196,769	1900
	32,140		32,140		235,080		235,080	1901
	14,645		14,645		143,531		143,531	1902
	19,301		19,301		175,243		175,243	1903

3-4 EDWARD VII., A. 1904

No. 19 (E).—EXPORTS of Canada—

Years.	FRUITS—APPLES GREEN.							
	Quantities.				Values.			
	Great Britain.	United States.	Other Countries.	Totals.	Great Britain.	United States.	Other Countries.	Totals.
Brls.	Brls.	Brls.	Brls.	£	£	£	£	
1868								
1869								
1870								
1871								
1872								
1873								
1874								
1875								
1876								
1877								
1878								
1879								
1880								
1881								
1882								
1883								
1884								
	Not separately stated prior to 1885.							
1885	207,659	25,320	5,957	238,936	537,699	51,609	12,952	602,260
1886	176,505	41,407	4,831	222,743	410,898	55,302	10,804	477,004
1887	295,931	103,232	2,978	402,141	649,282	197,613	5,995	852,890
1888	218,019	170,840	3,453	392,312	520,754	284,252	8,089	813,095
1889	619,217	144,618	8,135	771,970	1,277,577	230,108	20,764	1,528,449
1890	313,684	61,927	2,864	378,475	835,545	149,479	8,139	993,163
1891	390,169	58,308	2,359	450,836	1,235,247	147,158	7,309	1,389,714
1892	668,793	16,995	5,163	690,951	1,405,527	27,661	11,695	1,444,883
1893	946,063	228,302	13,300	1,187,665	2,247,482	447,249	36,492	2,731,223
1894	184,856	87,160	6,222	278,238	569,156	221,187	18,130	808,473
1895	751,232	86,841	15,195	853,268	1,659,441	134,702	27,320	1,821,463
1896	504,680	54,062	8,440	567,182	1,303,451	85,419	27,600	1,416,470
1897	1,579,272	54,348	30,850	1,664,470	2,409,787	50,498	42,683	2,502,968
1898	414,181	7,933	17,304	439,418	1,239,777	18,875	48,025	1,306,681
1899	972,125	81,204	21,739	1,075,068	2,412,728	156,191	52,433	2,621,352
1900	896,935	29,529	29,994	956,458	2,423,079	73,625	81,529	2,578,233
1901	643,945	12,502	22,204	678,651	1,422,665	18,188	42,074	1,482,927
1902	490,358	17,162	8,715	516,235	1,495,107	49,348	22,353	1,566,808
1903	973,805	6,064	20,659	1,000,528	2,696,927	11,508	50,289	2,758,724

SESSIONAL PAPER No. 10

Agricultural Products—Continued.

FRUITS—OTHER (INCLUDING DRIED) N.E.S.				TOTAL FRUITS.				Years.
Values.				Values.				
Great Britain.	United States.	Other Countries.	Totals.	Great Britain.	United States.	Other Countries.	Totals.	
\$	\$	\$	\$	\$	\$	\$	\$	
				44,405	35,740	7,188	87,333	1868
				8,788	14,266	7,096	30,150	1869
				23,462	23,946	11,403	58,811	1870
				39,791	48,110	10,956	98,857	1871
				139,687	108,852	15,618	264,157	1872
				131,876	30,493	20,979	183,348	1873
				59,651	62,104	7,160	128,915	1874
				139,915	24,079	15,869	179,863	1875
				45,127	118,296	6,582	170,005	1876
				161,156	26,564	7,222	194,942	1877
				86,115	55,906	7,312	149,333	1878
				127,822	18,950	10,846	157,618	1879
				294,428	42,065	10,673	347,166	1880
				591,006	44,775	9,877	645,658	1881
				372,519	157,916	10,029	540,464	1882
				402,654	81,902	14,629	499,185	1883
				78,890	83,912	10,246	173,048	1884
3,944	27,666	1,370	32,980	541,643	79,275	14,322	635,240	1885
38	22,064	492	22,594	410,936	77,366	11,296	499,598	1886
2,725	14,724	849	18,298	652,007	212,337	6,844	871,188	1887
5,282	39,387	231	44,900	526,036	323,639	8,320	857,995	1888
7,774	88,992	2,603	99,369	1,285,351	319,100	23,367	1,627,818	1889
6,765	73,288	674	80,727	842,310	222,767	8,813	1,073,890	1890
19,950	141,583	15,890	177,423	1,255,197	288,741	23,199	1,567,137	1891
34,531	150,385	4,383	189,299	1,440,058	178,046	16,078	1,634,182	1892
78,546	154,227	135,962	368,735	2,326,028	601,476	172,454	3,099,958	1893
20,090	136,866	92,461	249,417	589,246	358,053	110,591	1,057,890	1894
103,681	243,936	160,244	507,861	1,763,122	378,638	187,564	2,329,324	1895
61,252	195,924	42,632	299,808	1,364,703	281,343	70,232	1,716,278	1896
97,111	185,390	202,370	484,871	2,506,898	235,888	245,053	2,987,839	1897
147,568	129,032	126,079	402,679	1,387,345	147,911	174,104	1,709,360	1898
320,763	191,187	463,113	975,063	2,733,491	347,378	515,546	3,596,415	1899
272,391	182,303	272,735	727,429	2,695,470	255,928	354,264	3,305,662	1900
182,362	175,297	169,430	527,089	1,605,027	193,485	211,504	2,010,016	1901
138,246	110,190	107,979	356,415	1,633,353	159,538	130,332	1,923,223	1902
405,808	144,892	381,790	932,490	3,102,735	156,400	432,079	3,691,214	1903

3-4 EDWARD VII., A. 1904

No. 19 (E).—EXPORTS of Canada—

Years.	GRAIN—*BARLEY.							
	Quantities.				Values.			
	Great Britain.	United States.	Other Countries.	Totals.	Great Britain.	United States.	Other Countries.	Totals.
	Bush.	Bush.	Bush.	Bush.	\$	\$	\$	\$
1868				4,055,872	93,674	3,092,864	18	3,186,556
1869				4,630,069	240	5,003,754	111	5,004,105
1870				6,663,877	5,101	4,747,644	29	4,752,774
1871				4,832,997	8,608	3,416,720	264	3,425,592
1872				5,606,343	31,016	3,443,647	57	3,474,720
1873				4,346,923		2,956,008	98	2,956,106
1874	24	3,745,087	3,159	3,748,270	24	4,074,553	2,278	4,076,855
1875		5,413,844	5,210	5,419,054		5,359,341	3,930	5,363,271
1876	22	10,164,531	3,603	10,168,176	17	7,426,827	2,760	7,429,604
1877	95,696	6,338,098	6,968	6,440,762	58,061	4,568,280	5,773	4,632,114
1878	764,062	6,498,444	4,893	7,267,399	524,569	3,787,718	3,452	4,315,739
1879	186,580	5,193,324	4,018	5,383,922	143,244	4,643,048	3,195	4,789,487
1880	486,806	6,732,403	20,353	7,239,562	285,697	4,184,007	11,981	4,481,685
1881	69,188	8,724,931	6,460	8,800,579	42,834	6,212,998	4,351	6,260,183
1882	6,306	11,577,251	4,889	11,588,446	4,660	10,105,556	4,467	10,114,623
1883	68,729	8,741,626	6,861	8,817,216	42,315	6,245,263	5,655	6,293,233
1884	63,238	7,700,581	14,443	7,780,262	40,175	5,054,144	10,323	5,104,642
1885	30,077	9,028,314	9,004	9,067,395	20,235	5,477,441	6,157	5,503,833
1886	19,153	8,528,287	6,862	8,554,302	11,248	5,708,130	5,315	5,724,693
1887	10,443	9,437,717	8,804	9,456,964	5,827	5,245,968	6,094	5,257,889
1888	1,687	9,360,521	7,950	9,370,158	700	6,488,317	5,399	6,494,416
1889	6,312	9,934,501	7,394	9,948,207	3,838	6,454,603	6,148	6,464,589
1890	27,132	9,939,745	9,031	9,975,908	12,017	4,582,562	5,830	4,600,409
1891	132,650	4,752,953	6,724	4,892,327	75,225	2,849,269	5,379	2,929,873
1892	2,439,959	2,721,168	41,641	5,262,768	1,233,844	1,354,485	25,034	2,613,363
1893	550,695	1,431,398	58,555	2,040,648	278,515	638,271	27,569	944,355
1894	97,971	493,551	5,883	597,405	44,269	216,493	3,438	264,200
1895	30,365	1,674,193	3,812	1,708,370	11,961	706,586	2,171	720,718
1896	45,769	787,787	7,169	840,725	15,483	297,438	3,107	316,028
1897	534,096	1,246,343	50,655	1,831,094	178,532	371,633	16,340	566,505
1898	308,424	84,083	51,149	443,656	111,410	28,867	18,701	158,978
1899	116,131	122,374	443	238,948	50,664	59,158	218	110,040
1900	1,753,135	164,468	238,679	2,156,282	810,917	77,754	121,754	1,010,425
1901	2,009,708	190,547	186,116	2,386,371	947,964	85,927	89,164	1,123,055
1902	345,936	17,461	93,720	457,117	172,028	9,499	49,672	231,199
1903	626,006	37,112	283,894	947,012	291,032	17,148	149,053	457,233

* Includes 'Rye' prior to 1878.

SESSIONAL PAPER No. 10

Agricultural Products—Continued.

GRAIN—BEANS.								Years.
Quantities.				Values.				
Great Britain.	United States.	Other Countries.	Totals.	Great Britain.	United States.	Other Countries.	Totals.	
Bush.	Bush.	Bush.	Bush.	\$	\$	\$	\$	
			33,340		55,442	704	56,146	1868
			38,802	1,467	64,749	4	66,220	1869
			63,958	437	68,097	1,469	70,003	1870
			35,557	102	44,605	283	44,990	1871
			45,225		65,550	273	65,823	1872
			50,366		72,217	112	72,329	1873
	89,928	168	90,096		132,508	420	132,928	1874
	111,411	39	111,450		128,400	134	128,534	1875
5,600	69,604	250	75,454	4,331	60,474	461	65,266	1876
1,578	118,281	241	120,100	1,370	117,920	447	119,737	1877
6	71, 62	94	71,162	8	75,807	198	76,013	1878
	59,057	94	59,151		52,975	187	53,162	1879
4,042	70,975	174	75,191	4,784	71,954	210	76,948	1880
720	108,138	65	108,923	750	116,843	115	117,768	1881
160	95,416	40	95,616	290	197,215	97	197,602	1882
	142,325	97	142,422		212,282	232	212,514	1883
137	55,652	130	55,919	611	91,841	250	92,702	1884
923	192,512	167	193,602	702	184,917	250	185,869	1885
	155,092	996	156,088		154,739	1,375	156,114	1886
2	197,764	552	198,318	4	206,617	781	207,402	1887
	66,531	237	66,768		124,214	581	124,795	1888
	302,826	346	303,172		405,534	821	406,355	1889
	183,638	357	183,995		249,323	721	250,044	1890
	321,898	1,831	323,729		493,486	2,282	495,768	1891
390	313,643	1,530	315,563	523	408,520	2,602	411,645	1892
	273,354	2,959	276,313		351,058	4,624	355,682	1893
327	216,235	2,018	218,580	700	261,662	3,115	265,477	1894
	349,189	1,745	350,934		422,521	2,762	425,283	1895
8,146	243,220	2,849	254,215	9,046	245,909	3,491	258,446	1896
100,914	155,855	7,674	264,443	81,310	102,221	11,570	195,101	1897
75,017	58,105	140,173	273,295	54,487	43,583	101,482	199,552	1898
48,692	16,496	239,197	304,385	42,233	15,145	181,657	239,035	1899
15,867	66,992	229,197	312,056	17,700	99,341	217,845	334,886	1900
8,550	250,267	51,599	310,416	11,049	338,261	68,851	418,161	1901
7,690	123,574	22,867	154,131	9,477	185,921	30,415	225,813	1902
5,090	33,526	12,427	51,043	7,327	53,865	18,429	79,621	1903

3-4 EDWARD VII., A. 1904

No. 19 (E).—EXPORTS of Canada—

Years.	GRAIN—BUCKWHEAT.							
	Quantities.				Values.			
	Great Britain.	United States.	Other Countries.	Totals.	Great Britain.	United States.	Other Countries.	Totals.
Bush.	Bush.	Bush.	Bush.	\$	\$	\$	\$	
1868								
1869								
1870								
1871								
1872								
1873								
1874								
1875								
1876								
1877								
1878								
1879								
1880								
1881								
1882								
1883	Not separately stated prior to 1893.							
1884								
1885								
1886								
1887								
1888								
1889								
1890								
1891								
1892								
1893	68,272	156,301	370,031	594,604	32,547	67,376	177,758	277,681
1894	41,742	244,649	224,825	511,216	22,391	139,700	114,942	277,033
1895	33,330	127,714	218,750	379,794	14,195	53,933	105,928	174,056
1896	16,398	31,179	357,423	405,000	7,008	11,924	154,757	173,689
1897	144,560	50	334,945	479,555	57,568	13	124,152	181,733
1898	330,750	28,636	361,833	721,219	131,884	9,285	156,322	297,491
1899	183,794	8,976	141,722	334,492	97,372	4,508	76,757	178,637
1900	121,664	3,784	149,132	274,580	63,086	2,196	80,773	146,055
1901	180,669	3,392	245,273	429,334	93,798	1,689	132,230	227,717
1902	147,620	4,133	162,797	314,550	79,094	2,141	94,282	175,517
1903	123,998	1,977	188,374	314,349	67,900	1,080	106,414	175,394

SESSIONAL PAPER No. 10

Agricultural Products—Continued.

GRAIN—OATS.								Years.
Quantities.				Values.				
Great Britain.	United States.	Other Countries.	Totals.	Great Britain.	United States.	Other Countries.	Totals.	
Bush.	Bush.	Bush.	Bush.	\$	\$	\$	\$	
			1,738,441	396,294	342,310	15,922	754,526	1868
			762,620	210,490	120,773	30,486	361,749	1869
			2,187,547	69,474	638,245	12,736	720,455	1870
			42,386	38,245	177,556	15,426	231,227	1871
			85,976	16,385	151,795	12,162	180,342	1872
			629,467	140,050	66,488	10,490	217,028	1873
788,654	138,125	71,321	998,100	367,428	57,148	31,223	455,799	1874
1,524,648	1,350,692	114,439	2,989,839	778,276	610,539	57,980	1,446,795	1875
1,984,574	88,372	571,287	2,644,233	857,706	34,352	247,203	1,139,261	1876
2,696,703	72,378	201,203	2,970,284	1,130,712	24,906	91,542	1,247,160	1877
2,181,815	19,378	138,869	2,340,062	891,880	6,752	61,353	959,985	1878
1,909,983	8,940	454,367	2,373,290	647,798	3,219	153,308	804,325	1879
3,032,940	481,138	1,202,962	4,717,040	1,084,562	152,354	470,410	1,707,326	1880
2,504,331	54,407	367,794	2,926,532	1,005,516	19,615	166,742	1,191,873	1881
1,839,710	1,796,104	511,140	4,146,954	776,533	724,004	228,237	1,728,774	1882
129,117	607,953	286,983	1,024,053	54,379	275,320	131,122	460,821	1883
901,069	22,985	422,666	1,346,720	322,479	9,013	170,220	501,712	1884
1,866,221	94,971	397,810	2,359,002	703,001	34,515	155,997	893,513	1885
3,280,787	240,159	629,042	4,149,988	1,147,969	75,817	230,210	1,453,996	1886
1,627,629	40,342	380,269	2,048,240	509,875	12,210	131,752	653,837	1887
177,194	25,182	364,345	566,721	49,835	9,019	126,156	185,010	1888
2,568	16,789	317,828	337,185	750	6,729	123,153	130,632	1889
454,090	27,530	276,172	757,792	138,371	8,527	109,258	256,156	1890
16,528	2,264	241,777	260,569	5,954	931	123,032	129,917	1891
5,743,720	165,947	504,662	6,414,329	1,975,485	54,623	211,148	2,241,256	1892
6,261,258	63,300	949,348	7,273,906	2,137,145	22,223	394,542	2,553,910	1893
1,738,666	63,342	1,016,694	2,818,702	642,471	20,817	413,463	1,076,751	1894
237,253	175,043	494,679	926,975	71,623	51,099	197,736	320,458	1895
487,252	45,320	435,565	968,137	112,704	11,506	149,651	273,861	1896
5,409,808	43,470	1,093,603	6,546,881	1,338,748	8,388	307,994	1,655,130	1897
8,143,107	65,574	1,667,782	9,876,463	2,472,488	23,417	545,673	3,041,578	1898
8,977,646	129,954	1,205,392	10,312,992	2,811,112	38,726	418,550	3,268,388	1899
6,028,704	137,785	762,725	6,929,214	1,866,521	38,935	237,723	2,143,179	1900
6,611,396	63,446	1,480,221	8,155,063	1,996,298	18,598	475,625	2,490,521	1901
3,544,674	137,081	1,348,368	5,030,123	1,401,150	60,930	590,479	2,052,559	1902
5,623,116	120,702	1,849,359	7,593,177	1,861,661	39,062	682,428	2,583,151	1903

3-4 EDWARD VII., A. 1904

No. 19 (E).—EXPORTS of Canada—

GRAIN—PEASE.

Years.	Quantities.				Values.			
	Great Britain.	United States.	Other Countries.	Totals.	Great Britain.	United States.	Other Countries.	Totals.
	Bush.	Bush.	Bush.	Bush.	£	£	£	£
1868				2,133,817	1,122,900	709,241	18,524	1,850,665
1869				1,046,300	578,392	373,762	19,345	971,499
1870				1,449,560	842,476	343,330	14,284	1,200,090
1871				1,159,956	708,516	277,311	15,928	1,001,755
1872				1,458,716	967,349	262,924	15,889	1,246,162
1873				1,128,027	672,124	244,393	11,455	927,972
1874	1,136,235	571,256	9,621	1,717,112	934,720	451,299	7,742	1,393,761
1875	2,247,788	579,685	12,308	2,839,781	2,138,675	502,176	13,925	2,654,776
1876	1,167,256	1,190,097	11,306	2,368,659	1,040,529	886,815	12,245	1,939,589
1877	1,262,566	470,472	12,879	1,745,917	1,100,104	379,841	14,969	1,494,914
1878	1,684,991	716,255	18,798	2,420,044	1,429,425	537,579	17,097	1,984,101
1879	2,329,818	373,566	11,611	2,714,995	1,755,017	288,059	12,796	2,055,872
1880	3,355,320	391,756	72,314	3,819,390	2,598,089	321,576	57,851	2,977,516
1881	3,781,853	416,541	47,196	4,245,590	3,061,074	370,637	46,292	3,478,003
1882	2,852,162	521,146	148,185	3,521,493	2,522,774	525,746	143,349	3,191,869
1883	1,885,100	368,697	85,490	2,339,287	1,692,245	381,084	88,379	2,161,708
1884	1,691,663	355,120	154,314	2,201,097	1,518,839	338,602	151,834	2,009,275
1885	2,257,055	369,166	71,932	2,698,153	1,713,349	300,669	63,744	2,077,762
1886	2,598,544	506,704	113,893	3,219,141	1,739,917	377,003	90,173	2,207,093
1887	3,348,180	405,358	222,233	3,975,771	2,026,670	331,349	149,385	2,507,404
1888	1,738,612	363,356	62,101	2,164,069	1,131,041	351,365	49,839	1,532,245
1889	1,595,902	332,027	54,924	1,982,853	1,091,078	312,650	45,689	1,449,417
1890	2,006,930	528,052	193,131	2,728,113	1,286,045	445,547	153,320	1,884,912
1891	2,149,203	500,978	104,104	2,754,285	1,485,348	457,603	89,650	2,032,601
1892	3,475,623	547,324	616,876	4,639,823	2,422,088	483,814	544,632	3,450,534
1893	2,509,102	462,686	442,558	3,414,346	1,795,758	427,136	355,738	2,578,632
1894	2,488,768	335,909	554,069	3,378,746	1,641,118	329,968	420,435	2,391,521
1895	1,688,657	329,633	240,834	2,259,124	1,184,833	357,937	187,839	1,730,659
1896	1,347,170	198,699	211,246	1,757,115	869,873	263,701	165,917	1,299,491
1897	3,434,614	255,507	317,642	4,007,763	1,816,701	322,505	213,685	2,352,891
1898	2,870,223	87,294	278,614	3,236,131	1,537,690	81,834	194,268	1,813,792
1899	2,568,660	67,822	274,936	2,911,418	1,651,192	73,320	231,086	1,955,598
1900	2,609,976	74,883	375,068	3,059,927	1,743,130	87,973	314,368	2,145,471
1901	3,108,205	151,813	604,909	3,864,927	2,062,071	118,500	494,051	2,674,712
1902	1,458,819	120,876	422,084	2,001,779	1,210,590	170,026	425,102	1,805,718
1903	607,301	175,674	361,779	1,144,754	476,714	210,633	365,996	1,052,743

SESSIONAL PAPER No. 10

Agricultural Products—Continued.

GRAIN—RYE.								Years.
Quantities.				Values.				
Great Britain.	United States.	Other Countries.	Totals.	Great Britain.	United States.	Other Countries.	Totals.	
Bush.	Bush.	Bush.	Bush.	\$	\$	\$	\$	
Included with 'Barley' prior to 1878.								1868
								1869
								1870
								1871
								1872
								1873
								1874
								1875
								1876
								1877
2,537	404,207	9,081	415,825	1,900	244,265	5,504	251,669	1878
38,222	440,544	162,158	640,924	26,700	234,024	103,293	364,017	1879
37,040	560,324	360,456	957,820	28,144	379,323	295,234	702,701	1880
60,125	454,825	355,346	870,296	58,818	381,276	343,746	73,840	1881
2,450	893,787	385,441	1,281,678	1,960	815,703	373,456	1,191,119	1882
.....	912,486	135,323	1,047,809	605,801	107,099	712,900	1883
.....	628,530	244,439	872,969	391,575	174,088	565,663	1884
3,756	249,140	34,400	287,296	2,212	151,379	26,282	179,873	1885
.....	164,324	6,440	170,764	94,158	4,508	98,666	1886
.....	26,030	98,397	124,427	12,350	54,919	67,269	1887
.....	26	26	14	14	1888
.....	1889
34,387	237,042	165,264	436,693	19,277	113,320	88,164	220,761	1890
103,623	150,330	86,011	339,964	68,444	95,131	62,895	226,470	1891
59,222	111,503	50,526	221,251	56,198	88,207	46,100	190,505	1892
37,617	10,541	10,903	59,121	24,436	5,302	9,505	39,243	1893
45,544	51	17,377	62,972	22,442	43	10,454	32,939	1894
49,548	13,394	62,942	27,510	5,493	33,003	1895
.....	29	29	18	18	1896
178,141	24	38,298	216,463	75,243	10	17,391	92,644	1897
513,149	5,163	621,234	1,139,546	283,648	2,371	330,520	616,539	1898
326,354	1,126	6	327,486	195,791	653	3	196,447	1899
472,416	2,156	474,572	278,228	1,058	279,286	1900
521,555	4	165,500	687,059	327,472	4	97,401	424,877	1901
377,913	8	21,359	399,280	227,469	6	12,815	240,290	1902
321,490	148,929	470,419	179,664	90,288	269,952	1903

3-4 EDWARD VII., A. 1904

No. 19 (E).—EXPORTS of Canada—

Years.	GRAIN—WHEAT.							
	Quantities.				Values.			
	Great Britain.	United States.	Other Countries.	Totals.	Great Britain.	United States.	Other Countries.	Totals.
	Bush.	Bush.	Bush.	Bush.	£	£	£	£
1868				2,284,702	1,149,099	2,494,047	4,935	3,648,081
1869				3,809,208	1,739,388	1,443,730	265	3,183,383
1870				3,557,101	2,828,367	822,348	54,458	3,705,173
1871				1,748,977	1,238,579	743,938		1,981,917
1872				2,993,119	1,804,771	2,047,375	48,436	3,900,582
1873				4,379,741	4,361,078	1,662,304	494	6,023,876
1874	4,509,195	1,871,202	197,820	6,581,217	6,356,277	2,248,200	281,600	8,886,077
1875	3,967,495	415,527		4,383,022	4,548,914	410,822		4,959,736
1876	4,376,740	1,693,629	24	6,070,393	5,125,289	1,623,975	34	6,749,298
1877	2,035,831	348,946	8,378	2,393,155	2,357,070	376,019	9,294	2,742,383
1878	3,402,625	988,514	2,396	4,393,535	4,241,292	1,131,564	3,339	5,376,195
1879	4,951,545	1,657,835	1,344	6,610,724	4,803,500	1,469,707	1,433	6,274,640
1880	4,120,027	911,323	59,155	5,090,505	4,810,636	1,066,483	64,923	5,942,042
1881	2,329,958	120,668	73,047	2,523,673	2,396,370	123,879	73,571	2,593,820
1882	3,255,495	561,394	28,146	3,845,035	4,401,244	750,091	29,000	5,180,335
1883	4,877,276	878,471	111,711	5,867,458	4,896,187	841,738	143,563	5,881,488
1884	689,626	55,898	2	745,526	768,255	44,665	3	812,923
1885	1,978,201	345,410	17,345	2,340,956	1,681,172	268,718	16,397	1,966,287
1886	3,089,706	309,772	19,690	3,419,168	2,750,251	256,767	18,846	3,025,864
1887	5,048,084	341,508	242,134	5,631,726	4,278,417	265,940	200,781	4,745,138
1888	1,377,783	777,698	8,273	2,163,754	1,244,757	633,438	8,275	1,886,470
1889	449,686	36,560	4,659	490,905	439,863	26,591	4,667	471,121
1890	410,796	6,723	4,755	422,274	379,893	6,589	2,379	388,861
1891	1,015,954	1,092,109	153	2,108,216	969,134	613,690	260	1,583,084
1892	6,810,664	1,489,881	413,609	8,714,154	5,726,505	871,263	350,083	6,947,851
1893	8,617,967	454,633	199,285	9,271,885	6,666,382	246,568	147,083	7,060,033
1894	9,090,310	124,619	57,279	9,272,208	6,012,122	76,846	44,484	6,133,452
1895	8,786,798	20,190	18,701	8,825,689	5,339,085	19,258	9,766	5,359,109
1896	9,729,368	115,484	74,690	9,919,542	5,677,637	40,424	53,460	5,771,521
1897	7,717,292	16,603	121,379	7,855,274	5,477,219	11,737	55,241	5,544,197
1898	18,091,962	84,630	786,515	18,963,107	16,477,676	76,242	759,998	17,313,916
1899	9,917,572	17,337	370,561	10,305,470	7,458,538	12,643	313,306	7,784,487
1900	15,975,858	82,785	786,007	16,844,650	11,350,942	58,305	586,241	11,995,488
1901	8,630,066	53,186	1,056,506	9,739,758	6,112,230	34,989	724,720	6,871,939
1902	25,244,489	15,988	857,933	26,117,530	18,024,257	9,161	654,674	18,688,092
1903	30,726,947	892,904	1,365,894	32,985,745	22,999,745	536,264	1,030,694	24,566,703

SESSIONAL PAPER No. 10

Agricultural Products—Continued.

GRAIN—ALL OTHER, N.E.S.								
Quantities.				Values.				Year.
Great Britain.	United States.	Other Countries.	Totals.	Great Britain.	United States.	Other Countries.	Totals.	
Bush.	Bush.	Bush.	Bush.	\$	\$	\$	\$	
			10,057	4	5,500	687	6,191	1868
			6,093		4,990	888	5,878	1869
			14,644	4	8,856	273	9,133	1870
			23,954	12,821	3,720		16,541	1871
			102,243	40,900	15,140	926	56,966	1872
			706,619	395,299	2,934	155	398,388	1873
235,776	68	20	235,864	81,144	57	23	81,224	1874
26,109	1,915	375	28,399	21,482	1,414	360	23,256	1875
9,109	87	103	9,299	8,327	81	63	8,471	1876
201	4,333	906	5,440	116	3,185	602	3,903	1877
8	6,358	182	6,548	17	6,176	118	6,311	1878
1,383	5,816	69	7,268	814	2,539	45	3,398	1879
1,719	14,174	1,164	17,057	752	5,735	724	7,211	1880
1,170	2,899	102	4,171	524	1,463	64	2,051	1881
2,220	185,547	42	187,809	1,282	184,302	75	185,659	1882
2,842	103,173	255	106,270	1,618	57,853	257	59,728	1883
12,678	89,695	127	102,500	9,489	58,384	75	67,948	1884
19,803	54,293	244	74,340	11,812	32,569	144	44,525	1885
10,673	59,152	20,380	90,205	5,633	25,651	9,730	41,014	1886
11,791	55,390	3,629	70,810	5,506	23,238	1,817	30,561	1887
4,496	14,172	272	18,940	1,743	10,944	179	12,866	1888
12	71,200	514	71,726	15	40,083	387	40,485	1889
624	35,970	11,669	48,263	187	18,267	5,903	24,357	1890
2,660	40,639	37,629	80,928	1,183	17,169	18,870	37,222	1891
124,464	248,239	334,274	706,977	63,775	124,183	189,675	377,633	1892
675	15,300	26,773	42,748	400	7,155	17,186	24,741	1893
	4,011	1,226	5,237		1,779	876	2,655	1894
	7,463	146	7,609		2,877	96	2,973	1895
2,546	7,232	256	10,034	1,145	2,426	183	3,754	1896
52,850	2,155	669	55,674	23,170	440	274	23,884	1897
2,458	1,243	1,944	5,645	1,099	497	925	2,521	1898
123,683	2,771	22,017	148,471	42,123	407	10,208	52,738	1899
	1,908	2,141	4,049		1,261	1,182	2,443	1900
1,680	2,250	1,260	5,190	750	1,198	709	2,657	1901
204,264	22,063	9,345	235,672	120,824	7,486	6,238	134,548	1902
56,225	2,713	16,840	75,778	27,726	1,586	10,312	39,624	1903

3-4 EDWARD VII., A. 1904

No. 19 (E).—EXPORTS of Canada—

Years.	TOTAL GRAIN.							
	Quantities.				Values.			
	Great Britain.	United States.	Other Countries.	Totals.	Great Britain.	United States.	Other Countries.	Totals.
	Bush.	Bush.	Bush.	Bush.	£	£	£	£
1868				10,256,229	2,761,971	6,699,404	40,790	9,502,165
1869				10,293,092	2,529,977	7,011,758	51,099	9,592,834
1870				13,936,687	3,745,359	6,628,520	83,249	10,457,628
1871				8,343,827	2,006,871	4,663,250	31,901	6,702,022
1872				10,691,622	2,860,421	5,986,431	77,743	8,924,595
1873				11,241,143	5,568,551	5,004,344	22,804	10,595,699
1874	6,669,884	6,418,666	282,109	13,370,659	7,739,593	6,963,765	323,286	15,026,644
1875	7,766,040	7,873,074	132,431	15,771,545	7,487,347	7,012,692	76,329	14,576,368
1876	7,543,301	13,206,340	586,573	21,336,214	7,036,199	10,032,524	262,766	17,331,489
1877	6,092,575	7,352,508	230,575	13,675,658	4,647,433	5,470,151	122,627	10,240,211
1878	8,036,044	8,704,218	174,313	16,914,575	7,089,091	5,789,861	91,061	12,970,013
1879	9,417,531	7,739,082	633,661	17,790,274	7,377,073	6,693,571	274,257	14,344,901
1880	11,037,894	9,162,093	1,716,578	21,916,565	8,812,664	6,181,432	901,333	15,895,429
1881	8,747,345	9,882,409	850,010	19,479,764	6,565,886	7,226,711	634,881	14,427,478
1882	7,958,503	15,630,645	1,077,883	24,667,031	7,708,743	13,302,617	778,621	21,789,981
1883	6,963,064	11,754,731	626,720	19,344,515	6,686,744	8,619,341	476,307	15,782,392
1884	3,360,411	8,908,461	836,121	13,104,993	2,659,848	5,988,224	506,793	9,154,865
1885	6,156,036	10,333,806	530,902	17,020,744	4,132,483	6,450,208	268,971	10,851,662
1886	8,998,863	9,963,490	797,303	19,759,656	5,655,018	6,692,265	360,157	12,707,440
1887	10,046,129	10,504,109	956,018	21,506,256	6,826,299	6,097,672	545,529	13,469,500
1888	3,299,772	10,607,486	443,178	14,350,436	2,428,076	7,617,311	190,429	10,235,816
1889	2,054,480	10,693,903	385,665	13,134,048	1,535,544	7,246,190	180,865	8,962,599
1890	2,933,959	10,958,700	660,379	14,553,038	1,835,790	5,424,135	365,575	7,625,500
1891	3,420,618	6,861,171	478,229	10,760,018	2,605,288	4,527,279	302,368	7,434,935
1892	18,654,042	5,597,705	1,963,118	26,214,865	11,478,418	3,385,095	1,369,274	16,232,787
1893	18,045,586	2,867,513	2,060,472	22,973,571	10,935,183	1,765,089	1,134,005	13,834,277
1894	13,503,328	1,482,367	1,879,371	16,865,066	8,385,513	1,047,308	1,011,207	10,444,028
1895	10,845,951	2,696,819	978,667	14,521,437	6,649,257	1,610,704	506,298	8,766,259
1896	11,636,649	1,428,950	1,089,198	14,154,797	6,692,896	873,346	530,566	8,096,808
1897	17,572,275	1,720,007	1,964,865	21,257,147	9,048,491	816,947	746,647	10,612,085
1898	30,335,090	414,728	3,909,244	24,659,062	21,070,382	266,096	2,107,889	23,444,367
1899	22,262,532	366,856	2,254,274	24,883,662	12,349,025	204,560	1,231,785	13,785,370
1900	26,977,620	534,761	2,542,949	30,055,330	16,130,524	366,823	1,559,886	18,057,233
1901	21,071,829	714,905	3,791,384	25,578,118	11,551,632	599,256	2,082,751	14,233,639
1902	31,331,405	440,284	2,938,493	34,710,182	21,244,889	445,170	1,863,677	23,553,736
1903	38,090,173	1,264,608	4,227,496	43,582,277	25,911,769	839,038	2,453,614	29,224,421

SESSIONAL PAPER No. 10

Agricultural Products—Continued.

GRAIN PRODUCTS—FLOUR OF WHEAT.

Quantities.				Values.				Years.
Great Britain.	United States.	Other Countries.	Totals.	Great Britain.	United States.	Other Countries.	Totals.	
Brls.	Brls.	Brls.	Brls.	\$	\$	\$	\$	
Not separately stated prior to 1869.								
			375,219	983,512	423,919	541,265	1,948,696	1868
			382,177	1,483,008	264,551	554,590	2,302,149	1870
			306,339	1,006,374	110,423	493,052	1,609,849	1871
			453,144	1,392,161	538,271	741,482	2,671,914	1872
			474,190	1,583,564	364,930	954,960	2,903,454	1873
307,391	138,845	94,081	540,317	1,809,409	802,895	582,368	3,194,672	1874
158,821	35,160	108,802	302,783	740,583	193,484	611,175	1,545,242	1875
204,445	98,057	113,002	415,504	1,103,727	483,453	589,209	2,178,389	1876
128,875	30,405	109,325	268,605	683,769	173,989	627,680	1,485,438	1877
339,869	21,631	114,931	476,431	1,931,999	122,951	684,516	2,739,466	1878
445,074	20,247	109,626	574,947	1,953,599	87,903	531,173	2,572,675	1879
449,368	8,249	86,974	544,591	2,436,891	45,506	448,558	2,930,955	1880
376,008	4,758	58,962	439,728	1,848,259	23,671	301,178	2,173,108	1881
370,775	4,016	94,948	469,739	2,131,932	23,008	594,048	2,748,988	1882
359,724	2,820	126,502	489,046	1,798,710	14,220	703,025	2,515,955	1882
158,926	1,236	37,227	197,389	825,732	6,728	193,535	1,025,995	1884
86,168	2,736	34,873	123,777	381,194	9,676	165,660	556,530	1885
235,027	17,070	134,002	386,099	1,056,558	79,230	609,181	1,744,969	1886
345,769	4,695	169,749	520,213	1,582,147	17,572	722,425	2,322,144	1887
229,420	5,076	115,619	350,115	1,068,139	20,172	491,708	1,580,019	1888
79,437	1,527	50,217	131,181	388,376	8,314	249,378	646,068	1889
87,071	7,472	20,556	115,099	387,309	32,055	102,019	521,383	1890
181,543	12,439	102,802	296,784	851,912	55,249	481,417	1,388,578	1891
240,329	3,998	136,669	380,996	1,110,368	14,448	659,597	1,784,413	1892
204,687	2,412	203,086	410,185	851,026	7,030	882,972	1,741,028	1893
203,467	3,862	221,281	428,610	812,338	9,937	877,192	1,699,467	1894
104,501	2,818	115,656	222,975	420,983	10,706	407,423	839,112	1895
89,425	2,430	94,861	186,716	347,685	7,428	360,320	718,433	1896
246,754	4,270	170,734	421,758	809,434	15,828	715,589	1,540,851	1897
908,399	5,392	335,647	1,249,438	3,954,049	22,182	1,449,529	5,425,760	1898
540,971	5,052	246,513	792,536	2,097,773	19,582	987,933	3,105,288	1899
455,075	3,834	309,253	768,162	1,665,708	12,993	1,113,184	2,791,885	1900
770,714	14,682	333,304	1,118,700	2,702,132	43,579	1,269,515	4,015,226	1901
648,199	10,485	427,964	1,086,648	2,290,056	37,455	1,641,339	3,968,850	1902
633,250	18,940	635,576	1,287,766	2,338,667	68,216	2,292,260	4,699,143	1903

3-4 EDWARD VII., A. 1904

No. 19 (E).—EXPORTS of Canada—

Years.	GRAIN PRODUCTS—OATMEAL.							
	Quantities.				Values.			
	Great Britain.	United States.	Other Countries.	Totals.	Great Britain.	United States.	Other Countries.	Totals.
Brls.	Brls.	Brls.	Brls.	£	£	£	£	
1868								
1869								
1870								
1871								
1872								
1873								
1874								
1875								
1876								
1877								
1878	155,355	17,539	1,617	174,511	674,482	72,012	7,763	754,257
1879	96,111	2,530	1,418	100,059	385,545	9,343	6,481	401,370
1880	95,360	3,793	1,768	100,921	415,776	13,735	8,509	438,020
1881	51,968	560	1,297	53,825	226,978	1,746	5,426	234,150
1882	45,536	1,426	2,678	49,640	187,487	6,397	13,814	207,698
1883	63,001	1,078	1,972	66,051	260,311	5,132	11,131	276,574
1884	52,742	954	2,205	55,901	214,747	4,301	11,246	230,294
1885	63,254	1,696	1,250	65,600	241,854	2,891	5,574	250,319
1886	69,778	4,398	1,750	75,926	286,155	15,680	7,796	309,631
1887	44,757	1,064	2,241	48,062	176,518	3,805	8,899	189,222
1888	11,792	659	1,398	13,849	45,465	1,810	6,250	53,525
1889	37,580	6,490	2,760	46,830	152,516	23,900	11,460	187,876
1890	54,684	13,605	1,949	70,238	201,518	44,839	8,300	254,657
1891	9,304	576	1,868	11,748	35,455	1,900	7,840	45,195
1892	95,444	1,234	5,102	101,780	381,950	4,722	22,647	409,319
1893	124,212	30,534	1,641	156,387	503,294	115,962	6,721	625,977
1894	80,691	3,659	3,764	88,114	285,580	8,756	13,767	308,103
1895	77,149	26	3,088	80,263	265,320	97	10,893	276,310
1896	106,002	7	4,246	110,255	350,526	26	14,103	364,655
1897	138,854	4,164	9,001	152,019	424,496	11,707	26,746	462,949
1898	167,731	4,837	4,253	176,821	525,657	13,720	15,380	554,757
1899	116,324	165	3,497	119,986	384,012	518	12,038	396,568
1900	140,195	304	5,368	145,867	456,843	801	17,347	474,991
1901	147,307	121	4,423	151,851	453,326	330	14,151	467,807
1902	87,936	419	3,351	91,706	329,042	2,442	12,848	344,332
1903	131,024	219	13,593	144,836	480,458	888	55,656	537,002

Not separately stated prior to 1878.

SESSIONAL PAPER No. 10

Agricultural Products—Continued.

GRAIN PRODUCTS—ALL OTHER, N.E.S.								Years.
Quantities.				Values.				
Great Britain.	United States.	Other Countries.	Totals.	Great Britain.	United States.	Other Countries.	Totals.	
Brls.	Brls.	Brls.	Brls.	\$	\$	\$	\$	
Not separately stated prior to 1869.								1868
.....	23,862	31,411	86,058	20,845	138,314	1869
.....	38,556	46,783	95,319	11,670	153,772	1870
.....	19,119	12,891	63,262	14,089	90,242	1871
.....	32,655	22,487	104,383	23,643	150,513	1872
.....	47,651	151,694	54,798	24,149	230,632	1873
41,574	9,539	2,049	53,162	180,302	41,959	8,559	230,820	1874
8,392	19,530	2,804	30,726	46,868	81,114	12,416	140,398	1875
29,459	28,799	5,703	63,961	145,476	120,513	21,752	287,741	1876
19,614	12,081	3,513	35,208	93,355	49,276	13,805	156,436	1877
594	16	1,604	2,214	2,019	71	5,831	7,921	1878
506	120	1,849	2,475	1,282	655	4,958	6,895	1879
52	1,174	709	1,935	187	3,400	1,240	4,827	1880
171	79	549	799	553	244	1,729	2,526	1881
1,231	1,660	426	3,317	2,486	6,504	1,744	10,734	1882
3,142	836	232	4,210	6,510	3,562	946	11,018	1883
9,655	1,490	213	11,358	24,676	4,997	656	30,329	1884
6,791	506	225	7,522	17,779	1,297	672	19,748	1885
5,797	421	431	6,649	18,583	885	1,563	21,031	1886
3,501	2,934	268	6,703	12,214	8,103	714	21,031	1887
5,075	7,496	239	12,810	20,287	28,976	756	*50,019	1888
7,874	13,370	881	22,125	31,718	44,402	3,375	79,495	1889
21,546	3,039	677	25,262	68,719	9,546	2,044	80,309	1890
3,568	21	561	4,150	12,304	71	1,568	13,943	1891
19,302	286	1,299	20,887	47,269	2,634	4,680	54,583	1892
4,151	662	963	5,776	11,434	916	2,922	15,272	1893
181	280	1,674	2,135	591	373	4,961	5,925	1894
13	594	1,087	1,694	39	1,818	3,226	5,083	1895
438	66	1,513	2,017	1,500	208	4,214	5,922	1896
2,787	750	1,493	5,030	7,619	1,858	2,824	12,301	1897
2,655	718	2,166	5,539	10,447	994	4,244	15,685	1898
1,108	93	2,817	4,018	2,530	274	5,848	8,652	1899
5,200	1,447	1,697	8,344	12,426	1,964	3,331	17,721	1900
14,934	2,317	2,205	19,456	25,021	2,973	4,775	32,769	1901
20,697	5,253	3,494	29,444	39,317	6,593	9,848	55,758	1902
7,605	489	3,157	11,251	19,746	1,242	10,228	31,216	1903

3-4 EDWARD VII., A. 1904

No. 19 (E)—EXPORTS of Canada—

Years.	TOTAL GRAIN PRODUCTS.							
	Quantities.				Values.			
	Great Britain.	United States.	Other Countries.	Totals.	Great Britain.	United States.	Other Countries.	Totals.
Brls.	Brls.	Brls.	Brls.	£	£	£	£	
1868				383,344	1,174,083	850,769	604,688	2,629,540
1869				399,081	1,014,923	509,977	562,110	2,087,010
1870				420,733	1,529,791	359,870	566,260	2,455,921
1871				325,458	1,019,265	173,685	507,141	1,700,091
1872				485,799	1,414,648	642,654	765,125	2,822,427
1873				521,841	1,735,258	419,728	979,100	3,134,086
1874	348,965	148,384	96,130	593,479	1,989,711	844,854	590,927	3,425,492
1875	167,213	54,690	111,606	333,509	787,451	274,598	623,591	1,685,640
1876	233,904	126,856	118,705	479,465	1,249,203	605,966	610,961	2,466,130
1877	148,489	42,486	112,838	303,813	777,124	223,265	641,485	1,641,874
1878	495,818	39,186	118,152	653,156	2,608,500	195,034	698,110	3,501,644
1879	541,691	22,897	112,893	677,481	2,340,427	97,901	542,612	2,980,940
1880	544,780	13,216	89,451	647,447	2,852,854	62,641	458,307	3,373,802
1881	428,147	5,397	60,808	494,352	2,075,799	25,661	308,333	2,409,784
1882	417,542	7,102	98,052	522,696	2,321,905	35,909	609,606	2,967,420
1883	425,867	4,734	128,706	559,307	2,065,531	22,914	715,102	2,803,547
1884	221,323	3,680	39,645	264,648	1,065,155	16,026	205,437	1,286,618
1885	156,213	4,338	36,348	196,899	640,827	13,864	171,906	826,597
1886	310,602	21,889	136,183	468,674	1,361,296	95,795	618,540	2,075,631
1887	394,027	8,693	172,258	574,978	1,770,879	29,480	732,038	2,532,397
1888	246,287	13,231	117,256	376,774	1,133,891	50,958	498,714	1,683,563
1889	124,891	21,387	53,858	200,136	572,610	76,616	264,213	913,439
1890	163,301	24,116	23,182	210,599	657,546	86,440	112,363	856,349
1891	194,415	13,036	105,231	312,682	899,671	57,220	490,825	1,447,716
1892	355,975	5,518	143,070	503,663	1,539,587	21,804	686,924	2,248,315
1893	333,050	33,608	205,690	572,348	1,365,754	123,908	892,615	2,382,277
1894	284,339	7,801	226,719	518,859	1,098,509	19,066	895,920	2,013,495
1895	181,663	3,438	119,831	304,932	686,342	12,621	421,542	1,120,505
1896	195,865	2,503	100,620	298,988	699,711	10,662	378,637	1,089,010
1897	388,395	9,184	181,228	578,807	1,241,549	29,393	745,159	2,016,101
1898	1,078,785	10,947	342,066	1,431,798	4,490,153	36,896	1,469,153	5,996,202
1899	658,403	5,310	252,827	916,540	2,484,315	20,374	1,005,819	3,510,508
1900	600,470	5,585	316,318	922,373	2,134,977	15,758	1,133,862	3,284,597
1901	932,955	17,120	339,932	1,290,007	3,180,479	46,882	1,288,441	4,515,802
1902	756,832	16,157	434,809	1,207,798	2,658,415	46,490	1,664,035	4,368,940
1903	771,879	19,648	652,326	1,443,853	2,838,871	70,346	2,358,144	5,267,361

SESSIONAL PAPER No. 10

Agricultural Products—(Continued.)

HAY.								Years.
Quantities.				Values.				
Great Britain.	United States.	Other Countries.	Totals.	Great Britain.	United States.	Other Countries.	Totals.	
Tons.	Tons.	Tons.	Tons.	\$	\$	\$	\$	
			7,859	30	56,700	13,891	70,621	1868
			4,952	2,366	35,447	5,618	43,431	1869
			8,819		63,005	2,211	65,216	1870
			23,487		279,294	10,923	290,217	1871
			50,827		673,453	16,580	690,033	1872
			36,385		436,010	12,271	448,281	1873
	25,904	821	26,725		282,660	10,550	293,210	1874
	19,409	1,349	20,758		192,778	17,908	210,686	1875
604	30,744	2,172	33,520	13,198	279,832	28,503	321,533	1876
723	27,682	1,170	29,575	10,903	227,773	16,087	254,763	1877
1,069	15,401	799	17,269	14,354	137,878	11,396	163,628	1878
2,839	7,650	1,215	11,704	35,261	58,004	12,378	105,643	1879
4,791	58,357	1,296	64,444	41,297	429,193	14,477	484,967	1880
5,344	160,673	2,364	168,381	63,620	1,718,679	30,909	1,813,208	1881
4,064	85,136	1,447	90,647	51,953	845,503	18,235	915,601	1882
3,304	89,005	1,431	93,740	41,581	843,404	17,120	902,105	1883
5,251	101,639	1,571	108,461	64,058	831,601	17,398	913,057	1884
5,308	127,820	1,811	134,939	66,367	1,181,616	22,542	1,270,525	1885
5,674	85,490	2,780	93,944	69,534	897,806	33,996	1,001,336	1886
6,523	69,450	870	76,843	61,436	670,749	11,211	743,396	1887
6,044	84,068	3,157	93,269	64,781	800,622	37,926	903,329	1888
6,928	82,308	2,244	91,480	84,610	822,381	27,091	934,082	1889
10,408	101,713	3,041	115,162	109,634	922,797	36,123	1,068,554	1890
11,852	50,070	3,161	65,083	150,291	375,813	33,385	559,489	1891
14,969	67,067	2,890	84,926	167,604	598,567	34,362	800,533	1892
50,892	94,282	6,707	151,881	515,461	854,958	82,453	1,452,872	1893
175,559	87,847	13,400	276,806	1,700,409	753,575	147,204	2,601,188	1894
54,933	137,514	6,625	199,072	492,683	979,914	67,094	1,539,691	1895
29,293	182,719	2,628	214,640	305,616	1,641,471	29,344	1,976,431	1896
18,752	92,002	3,006	113,754	193,172	773,079	32,987	999,238	1897
30,230	3,296	3,565	37,091	299,462	24,959	33,423	357,844	1898
34,700	23,200	4,528	62,428	258,604	118,274	34,753	411,631	1899
47,748	101,982	25,686	175,416	378,946	715,594	319,569	1,414,109	1900
51,644	155,221	46,112	252,977	459,235	1,158,108	480,539	2,097,882	1901
212,145	68,689	153,751	434,585	1,702,538	502,700	2,208,173	4,413,411	1902
163,178	266,482	20,393	450,053	1,421,506	1,924,598	249,561	3,595,665	1903

3-4 EDWARD VII., A. 1904

No. 19 (E).—EXPORTS of Canada—

Years.	MALT.							
	Quantities.				Values.			
	Great Britain.	United States.	Other Countries.	Totals.	Great Britain.	United States.	Other Countries.	Totals.
Bush.	Bush.	Bush.	Bush.	\$	\$	\$	\$	
1868				33,896		38,382		38,382
1869				22,332		33,102		33,102
1870				127,343		112,120		112,120
1871				167,939		132,810		132,810
1872				241,889		205,260		205,260
1873				374,994		215,137		215,137
1874		481,099		481,099		153,780		153,780
1875		101,889		101,889		109,517		109,517
1876		153,926		153,926		144,336		144,336
1877		306,432	1,120	307,552		275,213	870	276,083
1878		614,199		614,199		439,792		439,792
1879		505,716	213	505,929		423,258	85	423,343
1880		1,055,244	1,050	1,056,294		843,132	438	843,570
1881	3	736,445	101	736,549	10	649,772	75	649,857
1882		1,171,440	100	1,171,540		1,108,833	110	1,108,943
1883		1,329,641	317	1,329,958		1,136,556	144	1,136,700
1884		235,842	117	235,959		178,110	220	178,330
1885		374,961		374,961		280,137		280,137
1886		284,443		284,443		222,187		222,187
1887		182,176		182,176		146,012		146,012
1888		193,465		193,465		154,145		154,145
1889		131,821	584	132,405		105,183	687	105,870
1890		258,891	1,078	259,969		149,310	1,070	150,380
1891		120,093	1,400	121,493		87,084	1,090	88,174
1892		25	1,924	1,949		20	1,430	1,450
1893		22	1,800	1,822		19	1,226	1,245
1894		62	7,020	7,082		45	4,353	4,398
1895		7,753	9,662	17,415		4,479	7,681	12,160
1896		33	12,213	12,246		82	9,397	9,479
1897		400	8,905	9,305		690	7,120	7,810
1898		1,142	5,461	6,603		525	3,572	4,097
1899		500	4,407	4,907		375	2,948	3,323
1900			9,199	9,199			10,939	10,939
1901			4,087	4,087			3,563	3,563
1902		145	5,980	6,125		116	5,590	5,706
1903			9,032	9,032			7,415	7,415

SESSIONAL PAPER No. 10

Agricultural Products—Continued.

SEEDS—CLOVER AND GRASS.

Quantities.				Values.				Years.
Great Britain.	United States.	Other Countries.	Totals.	Great Britain.	United States.	Other Countries.	Totals.	
Bush.	Bush.	Bush.	Bush.	\$	\$	\$	\$	
Not separately stated prior to 1889.								1868
								1869
								1870
								1871
								1872
								1873
								1874
								1875
								1876
								1877
								1878
								1879
								1880
								1881
								1882
								1883
								1884
								1885
								1886
								1887
								1888
.....	123,249	28,252	12,846	164,347	1889
.....	140,884	30,066	5,262	176,212	1890
.....	223,093	55,419	39,691	318,203	1891
.....	393,898	24,374	37,243	455,515	1892
.....	136,151	78,116	7,650	221,917	1893
63,959	7,237	7,057	78,253	454,181	29,405	47,229	530,815	1894
113,430	35,202	16,038	164,670	625,996	115,463	81,600	823,059	1895
62,869	24,632	10,517	98,018	289,996	74,973	46,885	411,854	1896
60,569	14,796	9,603	84,968	294,969	32,484	32,190	359,643	1897
65,058	32,757	13,303	111,118	303,643	44,981	56,999	405,623	1898
91,318	40,268	65,242	196,828	409,686	50,529	261,915	722,130	1899
29,420	50,528	22,930	102,878	188,829	57,199	71,240	317,268	1900
54,490	62,022	18,082	134,594	371,980	119,243	99,340	590,563	1901
93,428	152,575	54,587	300,590	623,057	350,547	316,267	1,289,871	1902
58,239	57,111	63,470	178,820	397,150	124,303	393,470	914,923	1903

3-4 EDWARD VII., A. 1904

No. 19 (E).—EXPORTS of Canada—

Years.	SEEDS—ALL OTHER (INCLUDING FLAX) N. E. S.				TOTAL SEEDS.			
	Values.				Values.			
	Great Britain.	United States.	Other Countries.	Totals.	Great Britain.	United States.	Other Countries.	Totals.
	\$	\$	\$	\$	\$	\$	\$	\$
1868					66,434	95,762	551	162,747
1869					17,131	61,674	839	79,644
1870					569	138,684	170	139,423
1871					153,682	337,528	818	492,028
1872					23,227	69,434	1,241	93,902
1873					687	7,554	723	8,964
1874					185	11,669	452	12,306
1875					7,605	44,370	287	52,262
1876					43,594	275,996	78	319,668
1877					132,321	152,861	502	285,684
1878					151,475	37,690	14,554	203,719
1879					133,217	57,310	352	190,879
1880					425,778	149,341	15,946	591,065
1881	Not separately stated prior to 1889.				156,631	45,489	2,356	204,476
1882					741,205	139,951	32,059	913,215
1883					177,307	29,164	581	207,052
1884					64,994	8,653	7,357	81,004
1885					67,861	46,187	2,219	116,267
1886					126,156	6,870	7,007	140,033
1887					87,719	3,756	5,915	97,390
1888					104,769	56,537	1,681	162,987
1889	1,592	9,881	69	11,542	124,841	38,133	12,915	175,889
1890	1,240	4,723	25	5,988	142,124	34,789	5,287	182,200
1891	972	2,346	13	3,331	224,065	57,765	39,704	321,534
1892	112	1,251	1,259	2,622	394,010	25,625	38,502	458,137
1893	4	5,379	243	5,626	136,155	83,495	7,893	227,54
1894	548	6,004	55	6,607	454,729	35,409	47,284	537,422
1895	47,913	45,240	4,422	97,575	673,909	160,703	86,022	920,634
1896	48,559	10,135	1,176	59,870	338,555	85,108	48,061	471,724
1897	76,188	3,668	66	79,922	371,157	36,152	32,256	439,565
1898	11,430	10,154	14	21,598	315,073	55,135	57,013	427,221
1899	13,688	3,162	2,037	18,887	423,374	53,691	263,952	741,017
1900	894	4,367	123	5,384	189,723	61,566	71,363	322,652
1901	3,943	8,930	1,648	14,521	375,923	128,173	100,988	605,084
1902	956	18,442	53	19,451	624,013	368,989	316,320	1,309,322
1903	46	4,137	66	4,249	397,196	128,440	393,536	919,172

SESSIONAL PAPER No. 10

Agricultural Products—*Continued.*

VEGETABLES—POTATOES.								Years.
Quantities.				Values.				
Great Britain.	United States.	Other Countries.	Totals.	Great Britain.	United States.	Other Countries.	Totals.	
Bush.	Bush.	Bush.	Bush.	\$	\$	\$	\$	
Not separately stated prior to 1876.								1868
								1869
								1870
								1871
								1872
								1873
								1874
								1875
630	14,136	216,685	231,451	315	6,067	78,944	85,326	1876
450	2,890,596	222,774	3,113,820	180	1,297,567	97,037	1,394,784	1877
319,985	462,585	279,659	1,062,229	104,411	145,823	110,900	361,134	1878
222	2,407,694	246,506	2,654,422	107	1,128,350	132,932	1,261,389	1879
444,026	579,523	399,866	1,423,415	147,871	160,693	151,104	459,668	1880
27,331	1,902,709	365,267	2,295,307	11,923	67,507	141,788	830,218	1881
150	3,578,253	221,759	3,800,162	117	2,131,125	137,527	2,268,769	1882
103	2,181,631	243,245	2,424,979	62	928,637	120,255	1,048,954	1883
67	387,437	365,931	753,435	62	98,444	133,210	231,716	1884
111	377,885	282,719	660,715	47	108,797	125,968	234,812	1885
627	1,848,462	373,838	2,222,927	192	374,122	118,388	492,702	1886
1,317	1,276,809	290,545	1,568,671	640	328,602	109,964	439,206	1887
1,427	2,486,441	206,862	2,694,730	973	957,570	91,952	1,050,495	1888
444	717,668	257,739	975,851	245	192,576	94,942	287,763	1889
.....	1,053,230	405,567	1,458,797	308,915	186,830	495,745	1890
2,278	3,326,546	339,901	3,668,725	1,400	1,478,092	214,179	1,693,671	1891
5,648	135,324	445,224	586,196	1,810	41,886	251,725	295,421	1892
5,876	800,225	306,737	1,112,838	2,645	259,176	160,137	421,958	1893
3	635,959	461,614	1,097,576	2	193,917	204,073	397,992	1894
628	773,707	604,707	1,379,042	556	238,977	287,846	527,379	1895
787	77,072	518,776	596,635	454	15,309	211,843	227,606	1896
6	80,180	690,153	770,339	2	19,611	226,494	246,107	1897
.....	964,613	485,465	1,450,078	327,223	306,704	633,927	1898
485	134,363	516,387	651,235	375	47,629	267,473	315,477	1899
954	44,084	635,482	680,520	392	17,415	312,424	330,231	1900
3,514	232,101	651,794	887,409	1,379	68,151	294,857	364,387	1901
.....	808,041	522,411	1,330,452	327,046	361,235	688,281	1902
.....	138,855	522,112	660,967	56,969	329,779	386,748	1903

3-4 EDWARD VII., A. 1904

No. 19 (E).—EXPORTS of Canada—

Years.	VEGETABLES—ALL OTHER, N.E.S.				TOTAL VEGETABLES.			
	Values.				Values.			
	Great Britain.	United States.	Other Countries.	Totals.	Great Britain.	United States.	Other Countries.	Totals.
	\$	\$	\$	\$	\$	\$	\$	\$
1868					12	107,779	10,169	117,960
1869					4,252	50,365	22,279	76,896
1870					60	21,576	34,687	56,323
1871					149	160,482	44,887	205,518
1872	Not separately stated prior to 1876.				42	28,035	45,424	73,501
1873					2,010	96,831	54,994	153,835
1874					9,434	214,622	108,022	332,078
1875					390	71,545	75,978	147,913
1876	343	8,719	12,643	21,705	658	14,786	91,587	107,031
1877	5	53,892	11,875	65,772	185	1,351,459	108,912	1,460,556
1878	42	17,144	8,830	26,016	104,453	162,967	119,730	387,150
1879	702	15,187	9,134	25,023	809	1,143,537	142,066	1,286,412
1880	572	32,015	7,813	40,400	148,443	192,708	158,917	500,068
1881	53	53,755	13,937	67,745	11,976	730,262	155,725	897,963
1882	83	180,259	15,093	195,435	200	2,311,384	152,620	2,464,204
1883	335	82,151	9,401	91,887	397	1,010,788	129,656	1,140,841
1884	334	79,940	12,006	92,280	396	178,384	145,216	323,996
1885	200	61,624	13,238	75,062	247	170,421	139,206	309,874
1886	254	49,828	13,924	64,006	446	423,950	132,312	556,708
1887	773	75,517	7,349	83,639	1,413	404,119	117,313	522,845
1888	259	93,102	5,390	98,751	1,232	1,050,672	97,342	1,149,246
1889	542	63,613	5,811	69,966	787	256,189	100,753	357,729
1890	1,383	96,079	6,837	104,299	1,383	404,994	193,667	600,044
1891	1,487	92,933	8,334	102,754	2,887	1,571,025	222,513	1,796,425
1892	260	70,064	10,595	80,919	2,070	111,950	262,320	376,340
1893	27,107	106,872	10,684	144,663	29,752	366,048	170,821	566,621
1894	3,145	107,233	17,453	127,831	3,147	301,150	221,526	525,823
1895	12,454	104,272	15,585	132,311	13,010	343,249	303,431	659,690
1896	2,142	96,056	9,178	107,376	2,596	111,365	221,021	334,982
1897	8,908	111,143	10,668	130,719	8,910	130,754	237,162	376,826
1898	5,147	88,162	11,308	104,617	5,147	415,385	318,012	738,544
1899	17,163	120,296	13,405	150,864	17,538	167,925	280,878	466,341
1900	27,570	132,015	14,177	173,762	27,962	149,430	326,601	503,993
1901	52,317	123,250	18,269	193,836	53,696	191,401	313,126	558,223
1902	24,854	258,592	24,183	307,629	24,854	585,638	385,418	995,910
1903	7,375	122,269	42,269	171,913	7,375	179,238	372,048	558,661

SESSIONAL PAPER No. 10

Agricultural Products—*Concluded.*

ALL OTHER ARTICLES, N.E.S.				TOTALS.				Years.
Values.				Values.				
Great Britain.	United States.	Other Countries.	Totals.	Great Britain.	United States.	Other Countries.	Totals.	
\$	\$	\$	\$	\$	\$	\$	\$	
7,956	86,698	829	95,483	4,056,340	8,136,017	678,698	12,871,055	1868
43,147	55,226	746	99,119	3,620,584	7,912,017	650,101	12,182,702	1869
78,229	71,012	292	149,533	5,377,970	7,600,330	698,319	13,676,619	1870
3,173	23,831	1,873	28,877	3,222,931	6,022,432	608,561	9,853,924	1871
2,416	148,510	1,193	152,119	4,440,441	8,014,160	924,290	13,378,891	1872
16,620	129,982	2,795	149,397	7,455,272	6,446,374	1,093,694	14,995,340	1873
5,801	68,967	1,701	76,469	9,804,375	8,743,669	1,042,098	19,590,142	1874
10,255	100,675	2,620	113,550	8,432,963	8,012,813	812,582	17,258,358	1875
6,124	101,134	378	107,636	8,394,103	11,744,615	1,000,947	21,139,665	1876
17,906	122,758	729	141,393	5,752,550	8,038,250	898,576	14,689,376	1877
22,770	55,352	2,122	80,244	10,087,329	6,977,038	944,387	18,008,754	1878
7,429	47,349	5,913	60,691	10,048,632	8,591,143	988,689	19,628,464	1879
41,409	63,579	5,033	110,021	12,641,961	8,086,795	1,565,572	22,294,328	1880
5,436	90,677	3,675	99,788	9,490,890	10,631,374	1,146,063	21,268,327	1881
30,333	179,187	1,147	210,667	11,244,152	18,189,118	1,602,442	31,035,712	1882
83,848	132,613	210	216,671	9,474,740	11,989,280	1,354,499	22,818,519	1883
17,571	137,808	11,130	166,509	3,990,127	7,503,111	904,605	12,397,843	1884
19,605	100,083	1,722	121,410	5,502,763	8,392,341	623,189	14,518,293	1885
82,221	247,679	6,132	336,032	7,729,264	8,752,994	1,170,521	17,652,779	1886
4,829	285,771	697	291,297	9,438,408	7,966,248	1,421,579	18,826,235	1887
2,692	155,639	1,086	159,417	4,292,640	10,306,278	837,442	15,436,360	1888
16,075	129,234	267	145,576	3,674,055	9,125,707	614,349	13,414,111	1889
4,699	84,355	271	89,325	3,661,826	7,519,253	726,951	11,908,030	1890
18,757	88,489	492	107,738	5,254,028	7,291,246	1,121,584	13,666,858	1891
11,072	88,994	3,971	104,037	15,119,780	4,573,779	2,419,725	22,113,284	1892
47,372	130,014	2,463	179,849	15,443,211	4,132,105	2,474,174	22,049,490	1893
43,126	81,061	4,466	128,653	12,431,275	2,784,520	2,461,854	17,677,649	1894
17,555	107,613	6,871	132,039	10,414,380	3,710,022	1,594,726	15,719,128	1895
18,796	125,956	2,625	147,377	9,551,316	3,232,793	1,299,252	14,083,361	1896
15,031	98,821	2,501	116,353	13,507,342	2,419,814	2,055,490	17,982,646	1897
83,515	85,845	11,825	181,185	27,747,140	1,133,293	4,182,852	33,063,285	1898
59,986	125,833	10,239	196,058	18,447,543	1,149,686	3,355,686	22,952,915	1899
17,319	244,276	13,854	275,449	21,674,965	2,041,110	3,800,534	27,516,609	1900
48,142	217,627	14,183	279,952	17,337,633	2,907,969	4,535,584	24,781,486	1901
23,521	155,835	22,405	201,761	27,973,503	2,555,216	6,623,969	37,152,688	1902
433,949	297,931	211,319	943,199	34,206,693	3,882,282	6,535,346	44,624,321	1903

3-4 EDWARD VII., A. 1904

No. 19 (F).—EXPORTS of Canada—

Years.	AGRICULTURAL IMPLEMENTS.				BOOKS, PAMPHLETS, MAPS, &C.			
	Values.				Values.			
	Great Britain.	United States.	Other Countries.	Totals.	Great Britain.	United States.	Other Countries.	Totals.
§	§	§	§	§	§	§	§	
1868					746	12,923	124	13,793
1869					1,410	16,814	80	18,304
1870					5,763	46,030		51,793
1871					6,554	24,126	1,393	32,073
1872					12,119	53,686	2,935	68,740
1873					11,028	32,629	1,175	41,832
1874					2,499	34,529	254	37,282
1875					4,632	40,935	67	45,634
1876					7,098	13,431		20,529
1877					4,018	16,019	50	20,087
1878	46,032	6,394	33,575	86,001	8,605	14,152	556	23,313
1879	38,214	14,575	27,122	79,911	3,646	15,781	92	19,519
1880	49,184	7,852	2,092	59,128	7,696	22,865	400	30,961
1881	15,463	8,019	7,787	31,269	10,082	20,798	441	31,321
1882	13,329	10,116	22,697	46,142	7,270	15,035	918	23,223
1883	7,390	7,697	1,679	16,766	14,127	16,099	15,325	45,551
1884	9,352	6,389	1,511	17,252	30,271	16,222	58,993	105,486
1885	2,390	9,451	10,799	22,640	42,505	23,285	89,721	155,511
1886	3,056	5,434	8,168	16,658	24,243	16,001	46,433	86,677
1887	24,910	6,950	16,200	48,060	45,928	19,103	53,853	118,884
1888	59,099	8,018	88,102	155,219	9,003	23,936	38,847	71,786
1889	45,379	9,730	266,232	321,341	16,559	20,681	12,274	49,514
1890	71,435	3,089	292,674	367,198	13,952	29,504	12,164	55,620
1891	100,031	10,196	142,393	252,620	19,458	35,558	13,000	68,016
1892	214,091	4,443	184,244	402,778	24,573	41,943	11,135	77,651
1893	208,539	16,377	237,337	462,253	13,713	45,501	12,222	71,436
1894	157,601	6,575	301,506	465,682	15,153	33,822	10,117	59,092
1895	298,879	7,808	357,031	663,718	10,201	39,772	11,356	61,329
1896	257,233	4,034	332,197	593,464	12,934	41,995	7,994	62,923
1897	268,218	2,137	491,487	761,842	23,603	49,761	10,973	84,337
1898	462,498	4,209	976,433	1,443,140	28,131	59,390	13,446	100,967
1899	602,875	9,590	1,251,003	1,863,468	23,452	49,659	22,425	95,536
1900	474,532	9,590	1,208,033	1,692,155	37,733	52,400	51,083	141,216
1901	375,594	35,085	1,332,267	1,742,946	44,970	62,968	18,785	126,723
1902	378,229	18,159	1,418,342	1,814,730	25,614	85,823	22,721	134,158
1903	448,668	29,468	1,806,768	2,284,904	44,988	80,522	28,019	153,529

Not separately stated prior to 1878.

SESSIONAL PAPER No. 10

Manufactures.

CARRIAGES, WAGONS, CARTS, &C.—BICYCLES.								Years.
Quantities				Values.				
Great Britain.	United States.	Other Countries.	Totals.	Great Britain.	United States.	Other Countries.	Totals.	
No.	No.	No.	No.	\$	\$	\$	\$	
								1868
								1869
								1870
								1871
								1872
								1873
								1874
								1875
								1876
								1877
								1878
								1879
								1880
								1881
								1882
								1883
								1884
								1885
								1886
								1887
								1888
								1889
								1890
								1891
								1892
								1893
								1894
								1895
								1896
								Included with 'Carriages, wagons, &c., all other,' n.e.s., for 1896.
481	159	5,491	6,131	23,188	9,573	266,903	299,664	1897
616	307	7,694	8,617	28,901	10,760	333,722	373,383	1898
265	144	5,710	6,119	10,787	5,332	225,634	241,753	1899
57	133	5,097	5,287	2,843	3,841	170,059	176,743	1900
1,724	218	8,543	10,485	54,315	6,172	286,735	347,222	1901
1,202	138	8,444	9,784	38,415	2,777	271,643	312,835	1902
133	94	3,979	4,206	3,901	1,857	122,808	128,566	1903

3-4 EDWARD VII., A. 1904

No. 19 (F).—EXPORTS of Canada—

Years.	CARRIAGES, WAGONS, &C.—ALL OTHER, N. E. S.				CLOTHING.			
	Values.				Values.			
	Great Britain.	United States.	Other Countries.	Totals.	Great Britain.	United States.	Other Countries.	Totals.
	\$	\$	\$	\$	\$	\$	\$	\$
1868	1,525	19,797	630	21,952				
1869	2,760	22,142	255	25,157				
1870	1,180	22,857	804	24,841				
1871	1,525	23,326	726	25,577				
1872	300	26,412	200	26,912				
1873	945	23,753	564	25,262				
1874	1,500	18,160	390	20,050				
1875	700	13,277	226	14,203				
1876	2,434	14,866	645	17,945				
1877	2,473	9,776	2,183	14,432	12,556	6,884	3,076	22,516
1878	5,315	18,720	34,374	58,409	7,439	15,070	2,245	24,754
1879	2,919	23,906	17,159	43,984	2,309	15,235	5,419	23,053
1880	4,646	31,990	3,844	40,480	2,136	5,878	728	8,742
1881	3,628	31,013	11,801	46,442	2,363	7,234	355	9,952
1882	4,217	18,230	9,609	32,056	1,120	5,313	413	6,846
1883	1,993	10,030	9,691	21,714	2,711	6,467	879	10,057
1884	2,447	12,718	6,591	21,756	1,932	6,053	7,536	15,521
1885	3,160	10,666	3,939	17,765	3,066	9,016	2,973	15,055
1886	3,923	12,130	6,316	22,369	4,096	7,933	955	12,984
1887	976	14,477	3,087	18,540	4,825	13,048	1,187	19,060
1888	2,747	10,528	4,415	17,690	5,167	41,566	3,607	50,340
1889	1,781	22,058	3,413	27,252	3,967	49,563	2,207	55,737
1890	1,630	12,573	3,254	17,457	5,315	39,704	2,751	47,770
1891	4,526	17,451	4,128	26,105	10,784	26,613	27,043	64,440
1892	7,187	15,642	18,614	41,443	2,491	20,148	17,127	39,766
1893	16,265	17,893	12,342	46,500	3,568	31,251	16,300	51,119
1894	8,570	14,391	56,586	79,547	5,453	17,800	10,167	33,420
1895	15,853	15,783	22,517	54,153	5,416	24,279	7,792	37,487
1896	25,853	19,099	52,289	97,241	6,604	28,353	19,712	54,669
1897	19,421	11,465	40,500	71,386	4,749	18,147	18,921	41,817
1898	28,224	9,763	36,289	74,276	4,266	16,987	13,338	34,591
1899	12,838	12,231	40,628	65,697	5,468	19,643	14,589	39,700
1900	12,476	13,798	33,967	60,241	28,283	29,193	113,608	171,084
1901	15,335	12,883	82,657	110,875	282,512	31,986	327,498	641,996
1902	24,291	39,383	104,230	167,904	13,573	46,673	37,667	97,913
1903	19,205	17,234	86,635	123,074	20,761	47,775	43,748	112,284

Not separately stated prior to 1877.

SESSIONAL PAPER No. 10

Manufactures—Continued

CORDAGE, ROPE AND TWINE.				COTTONS.				Years.
Values.				Values.				
Great Britain.	United States.	Other Countries.	Totals.	Great Britain.	United States.	Other Countries.	Totals.	
\$	\$	\$	\$	\$	\$	\$	\$	
				560	2,650	350	3,000	1868
				1,153	15,372	250	16,182	1869
				2,036	10,141	1,611	12,905	1870
					630	1,038	3,704	1871
					2,512	3,396	5,908	1872
					5,949	3,427	9,376	1873
				1,301	3,736		5,037	1874
					2,209	36	2,245	1875
				597	6,383		6,980	1876
100	394	17,695	18,189	599	4,580	500	5,679	1877
.....	3,841	17,235	21,076	158	196	2,017	2,371	1878
.....	6,529	16,750	23,279	370	729	319	1,418	1879
429	2,557	11,098	14,084	2,045	1,494	631	4,170	1880
723	2,115	9,193	12,031	276	343	921	1,540	1881
112	413	10,981	11,506	350	1,022	1,372	1882
340	2,665	8,350	11,355	10,096	1,469	11,565	1883
4,676	4,355	5,562	14,593	4,820	2,755	3,356	10,931	1884
5,225	16,032	23,022	44,279	33,123	2,080	1,988	37,191	1885
449	2,238	22,076	24,763	6,373	7,860	6,399	20,632	1886
967	14,826	10,617	26,410	670	6,742	2,734	10,146	1887
2,563	20,416	22,573	45,552	10,586	57,459	7,128	75,173	1888
820	5,602	26,991	33,413	6,926	127,806	14,001	148,733	1889
315	1,988	19,674	21,977	4,446	101,455	2,921	108,822	1890
2,967	1,366	30,662	34,995	5,995	79,574	74,385	159,954	1891
2,200	1,566	16,324	20,090	3,667	63,027	256,017	322,711	1892
295	2,579	15,612	18,486	2,025	105,123	264,329	371,477	1893
30	522	13,143	13,695	3,831	66,964	478,963	549,758	1894
786	21,993	22,370	45,149	7,938	150,722	387,508	546,168	1895
751	86,899	37,297	124,947	22,309	141,840	602,663	766,812	1896
7,996	85,861	15,816	109,673	60,149	127,542	727,636	915,327	1897
90,217	10,633	45,637	146,487	33,008	91,095	393,532	517,635	1898
94,871	27,053	12,598	134,522	35,760	65,544	312,267	413,571	1899
137,394	26,109	13,213	176,716	51,810	94,210	268,239	414,259	1900
119,625	9,186	28,276	157,087	54,333	118,560	331,607	504,500	1901
29,010	155,823	65,564	250,397	81,348	59,819	762,428	903,595	1902
20,235	88,273	43,718	152,226	81,853	42,818	477,930	602,604	1903

Not separately stated prior to 1877.

3-4 EDWARD VII., A. 1904

No. 19 (F).—EXPORTS of Canada—

Years.	COTTON WASTE.							
	Quantities.				Values.			
	Great Britain.	United States.	Other Countries.	Totals.	Great Britain.	United States.	Other Countries.	Totals.
Lbs.	Lbs.	Lbs.	Lbs.	£	£	£	£	
1868								
1869								
1870								
1871								
1872								
1873								
1874								
1875								
1876								
1877								
1878								
1879								
1880								
	Not separately stated prior to 1888.							
1881								
1882								
1883								
1884								
1885								
1886								
1887								
1888		1,009,188		1,009,188		30,121		30,121
1889		1,744,760		1,744,760		54,547		54,547
1890		1,263,323	53,573	1,316,896		45,318	1,637	46,955
1891	100	1,680,790		1,680,890	15	48,024		48,039
1892		2,274,850		2,274,850		67,762		67,762
1893		1,714,234		1,714,234		52,594		52,594
1894	64,262	1,375,056		1,439,348	3,612	39,711		43,323
1895	30,505	2,007,000	4,717	2,042,222	1,217	42,758	292	44,267
1896	14,300	2,050,817	6,150	2,071,267	443	42,128	430	43,001
1897	101,725	1,544,777	1,120	1,647,622	1,754	32,696	84	34,534
1898		2,208,150		2,208,150		46,776		46,776
1899	12,464	2,018,224	106,456	2,137,144	209	37,147	1,906	39,262
1900	9,488	2,804,858	338,927	3,153,273	43	50,572	6,565	57,180
1901	60,789	2,212,959	871,253	3,145,001	844	45,228	24,553	70,625
1902	34,858	2,202,054	472,810	2,709,722	540	44,824	10,004	55,368
1903		2,678,906	92,504	2,771,410		59,375	2,204	61,579

SESSIONAL PAPER No. 10

Manufactures—Continued.

DRUGS, CHEMICALS, DYES, &C.—EXTRACT OF HEMLOCK BARK.								
Quantities.				Values.				Years.
Great Britain.	United States.	Other Countries.	Totals.	Great Britain.	United States.	Other Countries.	Totals.	
Brls.	Brls.	Brls.	Brls.	\$	\$	\$	\$	
			20,910	123,783	81,768	49	205,600	1868
			18,751	32,186	154,144	420	186,750	1869
				27,618	126,841	477	154,936	1870
				33,793	49,224	310	83,327	1871
				64,467	53,256	100	117,823	1872
			13,629	77,534	28,170	560	106,264	1873
4,512	5,224	40	9,776	46,395	48,822	500	95,717	1874
15,123	5,288	2,221	22,632	155,670	52,389	22,170	230,229	1875
25,478	3,247		28,725	343,020	36,238		379,258	1876
9,115	6,708		15,823	117,631	44,006		161,637	1877
10,254	6,789	2,399	19,442	117,917	41,149	28,774	187,840	1878
3,734	6,164	704	10,602	56,469	40,389	5,039	101,897	1879
8,480	10,136	25	18,641	104,318	67,099	391	171,808	1880
5,498	16,505	31	22,034	76,238	113,285	545	190,068	1881
10,373	18,602	400	29,375	116,391	114,147	4,370	234,908	1882
10,344	28,995	984	40,323	119,820	170,620	14,978	305,418	1883
17,733	5,659	4,554	27,946	264,673	37,612	58,871	361,156	1884
9,419	2,977	3,370	15,766	137,279	24,118	41,814	203,211	1885
9,751	2,742	1,406	13,899	128,785	20,267	17,965	167,017	1886
7,247	5	2,247	9,499	102,177	58	33,842	136,077	1887
8,397	25	1,459	9,881	130,957	317	27,129	158,403	1888
9,484		205	9,689	156,312		2,727	159,039	1889
11,047		180	11,227	158,437		3,385	161,822	1890
10,302		677	10,979	175,335		11,841	187,176	1891
9,838	54	281	10,173	150,714	766	6,273	157,753	1892
6,233		165	6,398	105,596		2,489	108,085	1893
8,967		287	9,254	122,950		4,742	127,692	1894
7,710	5	81	7,796	114,734	43	1,117	115,894	1895
9,926	95	237	10,258	171,127	892	2,800	174,819	1896
5,620	264	241	6,125	91,360	3,015	3,108	97,483	1897
5,494		368	5,862	80,198		4,091	84,289	1898
6,522			6,522	77,607			77,607	1899
5,355		1	5,356	64,389		16	64,405	1900
4,125	345	325	4,795	52,190	2,757	2,374	57,321	1901
5,514	176	369	6,059	66,814	1,408	4,018	72,240	1902
4,398	20	397	4,815	53,376	293	4,690	58,359	1903

3-4 EDWARD VII., A. 1904

No. 19 (F).—EXPORTS of Canada—

Years.	DRUGS, CHEMICALS, &C.—ALL OTHER, N.E.S.				EXPLOSIVES.			
	Values.				Values.			
	Great Britain.	United States.	Other Countries.	Totals.	Great Britain.	United States.	Other Countries.	Totals.
	§	§	§	§	§	§	§	§
1868	Not separately stated prior to 1877.				Not separately stated prior to 1890.			
1869								
1870								
1871								
1872								
1873								
1874								
1875								
1876								
1877	5,636	1,808	3,722	11,166				
1878	54	2,875	3,062	5,991				
1879	1,600	6,549	142	8,291				
1880	77	21	98				
1881	30	49	79				
1882	570	86	150	806				
1883							
1884							
1885							
1886							
1887							
1888							
1889							
1890	19,135	24,075	24,767	67,977	19,219			19,219
1891	8,047	29,890	34,939	72,876	61,039		5,114	66,153
1892	12,821	35,229	26,814	74,864	11,648	42,820	7,295	61,763
1893	3,766	40,784	43,391	87,941		36,921	19,843	56,764
1894	9,695	21,037	41,869	72,601		19,978	9,072	29,050
1895	3,364	65,400	38,782	107,546		88,319	9,764	98,083
1896	10,472	48,452	31,381	90,305		79,645	13,118	92,763
1897	4,005	36,020	59,869	99,894		68,132	8,446	76,578
1898	6,411	41,400	73,059	120,870	70	66,960	7,275	74,305
1899	36,776	40,878	92,667	170,321	7,297	93,811	13,957	115,065
1900	114,922	43,657	93,382	251,961	509	134,185	21,070	155,764
1901	121,433	157,608	92,972	372,013	27,128	162,990	50,417	240,535
1902	117,590	300,164	131,143	548,897	12,153	206,388	29,893	248,434
1903	120,995	304,977	205,303	631,275	14,814	360,858	37,262	412,934

SESSIONAL PAPER No. 10

Manufactures—Continued.

FURS.				HOUSEHOLD EFFECTS.				Years.
Values.				Values.				
Great Britain.	United States.	Other Countries.	Totals.	Great Britain.	United States.	Other Countries.	Totals.	
\$	\$	\$	\$	\$	\$	\$	\$	
315	466	1,558	2,339					1868
105	113	3,341	3,559					1869
804	8,783	168	9,755					1870
357	1,405	3,439	5,201					1871
2,084	6,139	12,010	20,233					1872
810	2,608	3,216	6,634					1873
2,123	987		3,110					1874
	2,345	113	2,458					1875
1,797	2,049		3,846					1876
	4,933		4,933					1877
1,370	1,557	3,270	6,197					1878
2,357	4,072	4,214	10,643					1879
1,765	1,785	1,119	4,669					1880
975	2,223	25	3,223					1881
	600	2,146	2,746	Included with 'Miscellaneous Articles' prior to 1890.				1882
116	2,150	1,210	3,476					1883
1,434	3,935		5,369					1884
1,857	3,689	3,897	9,443					1885
511	3,109	191	3,811					1886
10,227	4,665	100	14,992					1887
407,580	2,899	835	411,314					1888
3,103	3,758	1,535	8,396					1889
3,787	4,125	3,300	11,212	50,807	761,850	5,344	818,001	1890
3,110	7,935		11,045	50,784	977,190	4,879	1,032,853	1891
491	14,209	2,624	17,324	45,349	1,110,854	9,856	1,166,059	1892
603	6,664	1,500	8,767	22,296	1,246,085	14,883	1,283,264	1893
1,464	6,359	363	8,186	54,407	894,749	14,844	964,000	1894
1,313	9,887	4,416	15,616	39,942	938,914	12,879	991,735	1895
530	6,665	150	7,345	53,314	1,163,605	20,374	1,237,293	1896
7,524	4,979	57	12,560	60,063	874,220	11,572	945,855	1897
4,236	8,009	698	12,943	82,299	812,468	13,222	907,989	1898
2,145	9,978	149	12,272	71,340	910,409	11,064	992,813	1899
524	1,769	415	2,708	54,975	1,026,276	14,285	1,095,536	1900
3,633	7,873	1,628	13,134	63,828	1,090,424	12,281	1,166,533	1901
7,978	6,423	1,821	16,222	66,541	1,450,533	21,112	1,538,186	1902
4,169	10,994	2,026	17,189	42,202	1,238,329	46,244	1,326,775	1903

3-4 EDWARD VII., A. 1904

No. 19 (F.)—EXPORTS of Canada—

Years.	IRON AND STEEL—CASTINGS.				IRON AND STEEL—HARDWARE.							
	Values.				Values.							
	Great Britain.	United States.	Other Countries.	Totals.	Great Britain.	United States.	Other Countries.	Totals.				
	\$	\$	\$	\$	\$	\$	\$	\$				
1868	Not separately stated prior to 1877.											
1869												
1870												
1871												
1872												
1873												
1874												
1875												
1876	Not separately stated prior to 1888.											
1877									111	4,763	2,663	7,537
1878									750	6,481	4,893	12,124
1879									343	9,909	3,303	13,555
1880									2,984	14,897	2,796	20,677
1881									388	13,741	258	14,387
1882									489	6,772	634	7,895
1883									1,251	4,062	1,386	6,699
1884	3,003	6,690	2,059	11,752								
1885	1,342	5,115	1	6,458								
1886	5,548	5,005	1,323	11,876								
1887	3,442	13,163	965	17,570								
1888	12,977	7,338	417	20,732	37,986	39,894	22,424	100,304				
1889	3,603	5,676	445	9,724	35,795	29,741	13,651	79,187				
1890	4,090	4,908	640	9,638	35,508	31,212	17,389	84,109				
1891	1,761	1,903	743	4,407	23,196	17,080	24,527	64,803				
1892	1,196	3,350	2,037	6,583	32,215	16,169	26,569	74,953				
1893	2,674	4,273	2,201	9,148	16,432	14,114	52,796	83,342				
1894	1,882	2,721	5,892	10,495	6,711	15,993	108,307	131,011				
1895	8,536	10,530	6,647	25,713	15,827	24,966	65,041	105,834				
1896	46,196	14,390	42,905	103,491	16,022	25,586	24,390	65,998				
1897	83,507	2,866	41,586	127,959	15,299	16,270	69,546	101,115				
1898	70,982	4,774	40,160	115,916	62,295	21,141	41,202	124,638				
1899	54,268	6,662	48,707	109,637	49,412	25,885	48,143	123,440				
1900	44,996	12,432	111,725	169,153	106,903	48,574	122,577	278,054				
1901	21,570	29,987	49,507	101,064	30,811	22,263	56,786	109,860				
1902	16,503	17,793	75,262	109,558	20,408	16,911	41,929	79,248				
1903	54,707	51,846	74,663	181,216	20,010	19,691	27,591	67,292				

SESSIONAL PAPER No. 10

Manufactures—Continued.

IRON AND STEEL—MACHINERY.				IRON AND STEEL—PIG AND SCRAP.				Years.
Values.				Values.				
Great Britain.	United States.	Other Countries.	Totals.	Great Britain.	United States.	Other Countries.	Totals.	
\$	\$	\$	\$	\$	\$	\$	\$	
45,449	32,752	14,179	92,380	15,083	155,320	325	170,728	1868
34,112	29,657	2,144	65,913	2,605	149,388	24	152,017	1869
4,105	24,737	4,907	33,749	5,590	288,907	294,497	1870
2,206	28,406	11,259	41,871	380,337	380,337	1871
11,787	79,598	14,163	105,548	2,200	544,424	546,624	1872
14,358	44,385	7,593	66,336	14,410	738,272	752,682	1873
20,275	18,389	105	38,769	11,963	353,852	365,815	1874
8,953	24,190	7,620	40,763	2,450	232,202	234,652	1875
25,039	35,269	60,308	196,928	196,928	1876
26,259	44,222	25,784	96,265	6,300	29,172	35,472	1877
13,131	41,102	18,249	77,482	6,560	41,073	215	47,848	1878
30,347	14,735	9,123	54,205	395	37,908	38,303	1879
18,915	18,481	9,797	47,193	277,157	277,157	1880
6,452	16,042	17,707	40,201	1,475	189,914	191,389	1881
2,056	35,912	39,464	77,432	20	121,473	121,493	1882
12,261	18,111	43,994	74,366	46,799	46,799	1883
12,508	34,529	35,454	82,491	10	26,632	26,642	1884
10,186	24,237	51,740	86,163	1,325	2,472	3,797	1885
14,910	25,187	40,358	80,455	46,117	46,117	1886
24,709	33,628	19,265	77,602	102	63,822	63,924	1887
59,005	30,826	20,620	110,451	2,000	39,749	41,749	1888
36,072	47,323	25,486	108,881	1,104	6,669	35	7,811	1889
12,372	36,191	51,658	100,221	26,172	26,172	1890
18,514	30,418	61,205	110,137	12,263	22	12,285	1891
30,935	27,156	17,374	75,465	3,546	95	3,641	1892
28,561	44,637	60,694	133,892	2,852	991	30	3,873	1893
24,278	12,565	41,652	78,495	2,816	1,868	48	4,732	1894
42,066	29,963	32,023	104,052	2,785	7,486	1,941	12,212	1895
74,493	54,389	69,637	198,519	3,645	46,245	4,459	54,349	1896
81,077	36,266	49,525	166,868	4,409	43,553	22,623	70,585	1897
86,568	52,366	83,057	221,991	22,736	49,893	2,644	75,273	1898
101,543	57,705	133,749	292,997	17,377	62,873	10,255	90,505	1899
111,481	110,904	210,703	433,088	39,602	347,530	24,359	411,491	1900
143,980	113,522	202,248	459,750	55,726	165,964	34,560	256,250	1901
70,333	60,333	249,221	379,887	977,073	273,483	11,729	1,262,285	1902
145,259	110,110	247,377	502,746	33,861	294,499	7,598	335,958	1903

3-4 EDWARD VII., A. 1904

No. 19 (F.)—EXPORTS of Canada—

Years.	IRON AND STEEL—SEWING MACHINES.							
	Quantities.				Values.			
	Great Britain.	United States.	Other Countries.	Totals.	Great Britain.	United States.	Other Countries.	Totals.
No.	No.	No.	No.	§	§	§	§	
1868					19,500	33,260	141	52,901
1869				4,849	44,521	15,882	590	60,993
1870				6,417	76,196	38,072	1,881	116,149
1871					151,637	7,446	11,210	170,293
1872					151,426	26,852	49,386	227,664
1873				34,558	190,523	54,860	120,848	366,231
1874	5,086	7,009	11,306	23,401	79,105	63,141	110,227	252,473
1875	5,094	6,469	10,269	21,832	100,089	69,303	85,118	254,510
1876	9,594	11,161	10,369	31,124	120,975	101,868	82,906	305,749
1877	16,527	5,373	4,786	26,686	169,996	46,016	44,103	260,115
1878	20,415	1,568	8,446	30,429	172,217	18,583	82,458	273,258
1879	15,128	801	10,867	26,796	102,599	10,443	105,559	218,601
1880	15,766	1,249	10,588	27,603	91,246	12,181	98,118	201,545
1881	13,650	1,344	7,469	22,463	76,768	11,499	77,185	165,452
1882	15,851	639	6,073	22,563	77,627	5,574	67,442	150,643
1883	5,351	369	3,427	9,147	28,268	5,710	35,955	69,933
1884	5,516	717	1,860	8,093	70,047	5,617	19,662	95,326
1885	7,080	803	1,535	9,418	47,974	6,810	14,451	69,235
1886	3,526	412	1,356	5,294	17,954	4,714	12,959	35,627
1887	3,502	488	974	4,964	19,466	6,198	8,681	34,345
1888	4,299	490	1,844	6,633	28,046	8,300	13,656	50,002
1889	6,056	464	1,061	7,581	39,694	9,135	7,734	56,563
1890	3,883	369	1,457	5,709	24,114	8,039	11,441	43,594
1891	1,356	373	1,037	2,766	40,728	7,931	9,182	27,841
1892	397	510	761	1,668	6,062	9,158	6,346	21,566
1893	188	466	112	766	3,470	12,758	1,834	18,062
1894	159	295	217	671	2,692	8,605	3,524	14,821
1895	279	427	5	711	7,176	7,835	190	15,201
1896	491	507	599	1,597	8,916	12,561	8,353	29,830
1897	162	244	287	693	2,778	6,819	4,757	14,354
1898	239	267	666	1,172	4,322	6,779	9,671	20,772
1899	65	331	487	883	1,334	7,855	7,659	16,848
1900	71	281	352	704	1,152	6,465	5,586	13,203
1901	37	422	169	728	2,411	11,483	2,618	16,512
1902	17	430	515	962	356	11,864	8,422	20,642
1903	99	464	714	1,277	2,557	11,643	12,729	26,929

SESSIONAL PAPER No. 10

Manufactures—Continued.

IRON AND STEEL—ALL OTHER, N. E. S.				TOTAL IRON AND STEEL.				Years
Values.				Values.				
Great Britain.	United States.	Other Countries.	Totals.	Great Britain.	United States.	Other Countries.	Totals.	
\$	\$	\$	\$	\$	\$	\$	\$	
16,709	57,492	76,210	150,411	96,741	278,824	90,855	466,420	1868
19,832	62,216	40,799	122,847	101,070	257,143	43,557	401,770	1869
21,542	71,158	55,231	147,931	107,433	422,874	62,019	592,326	1870
49,134	66,500	57,976	173,610	202,977	482,689	80,445	766,111	1871
75,182	58,049	64,363	201,594	244,595	708,923	127,912	1,081,430	1872
81,180	128,567	97,310	307,057	300,471	966,084	225,751	1,492,306	1873
147,698	76,703	27,713	252,114	259,041	512,085	138,045	909,171	1874
84,379	90,811	21,990	197,180	195,871	416,506	114,728	727,105	1875
38,083	44,807	12,393	95,283	184,097	378,872	95,299	658,268	1876
79,067	43,785	24,025	146,877	281,733	167,958	96,575	546,266	1877
38,253	65,107	32,241	135,601	235,911	172,346	138,056	546,313	1878
21,296	83,310	17,332	121,938	154,980	156,305	135,317	446,602	1879
69,547	91,109	11,935	172,591	182,692	413,825	122,646	719,163	1880
145,486	73,591	12,601	231,678	230,569	304,787	107,751	643,107	1881
63,791	219,520	23,538	306,849	143,983	389,251	131,078	664,312	1882
39,741	304,114	19,972	363,827	81,521	378,796	101,307	561,624	1883
50,964	182,969	15,791	249,724	136,532	256,437	72,966	465,935	1884
34,767	83,424	12,278	130,469	95,594	122,058	78,470	296,122	1885
39,520	43,445	19,058	102,023	77,932	124,468	73,698	276,098	1886
71,733	51,801	30,450	153,984	119,452	168,612	59,361	347,425	1887
40,121	53,747	6,382	100,250	180,135	179,854	63,499	423,488	1888
19,462	6,377	8,714	34,553	135,730	104,921	56,068	296,719	1889
14,968	13,658	2,368	30,994	91,052	120,180	83,496	294,728	1890
18,219	16,065	3,714	37,998	72,418	85,660	99,393	257,471	1891
39,728	15,481	6,440	61,649	110,136	74,860	58,861	243,857	1892
43,976	18,226	5,935	68,137	97,965	94,999	123,490	316,454	1893
42,546	9,418	4,406	56,370	80,925	51,170	163,829	295,924	1894
25,379	14,410	5,910	45,699	101,769	95,190	111,752	308,711	1895
28,592	18,916	7,251	54,759	177,864	172,087	156,995	506,946	1896
9,302	17,423	15,382	42,107	196,372	123,197	203,419	522,988	1897
14,820	19,001	13,671	47,492	261,723	153,954	190,405	606,082	1898
10,527	17,387	45,070	72,984	234,461	178,367	293,583	706,411	1899
9,304	47,781	63,089	120,174	313,438	573,686	538,039	1,425,163	1900
135,319	196,772	157,434	489,525	389,817	539,991	503,153	1,432,961	1901
88,949	347,237	172,975	609,161	1,173,622	727,621	559,538	2,460,781	1902
101,855	1,930,426	117,518	2,149,799	358,249	2,418,215	487,476	3,263,940	1903

3-4 EDWARD VII., A. 1904

No. 19 (F.)—EXPORTS of Canada—

Years.	JUNK AND OAKUM.				LEATHER—BOOTS AND SHOES.			
	Values.				Values.			
	Great Britain.	United States.	Other Countries.	Totals.	Great Britain.	United States.	Other Countries.	Totals.
	£	£	£	£	£	£	£	£
1868								
1869								
1870								
1871								
1872	Not separately stated prior to 1877.				Not separately stated prior to 1876.			
1873								
1874								
1875								
1876								
1877	2,425	15,268	94	17,787	55	1,919	81,305	83,279
1878	255	17,273	17,528	81,533	3,631	111,258	196,422
1879	100	32,183	4	32,287	78,777	26,558	131,010	236,345
1880	146	34,757	36	34,939	49,917	8,113	135,523	193,553
1881	1,345	33,742	90	35,177	54,537	1,716	108,894	165,147
1882	30,751	95	30,846	35,733	772	65,222	101,727
1883	70	34,858	35	34,963	48,356	892	68,620	117,868
1884	232	32,322	20	32,574	19,758	1,402	75,655	96,815
1885	240	30,995	1,173	32,408	33,996	518	74,916	109,430
1886	108	37,580	8	37,696	9,985	800	59,414	70,199
1887	500	28,864	27	29,391	6,552	4,207	57,775	68,534
1888	3,118	31,307	11	34,436	9,097	2,544	50,311	61,952
1889	25,596	61	25,657	3,215	594	62,229	66,038
1890	26,442	26,442	47,671	759	60,970	109,400
1891	31,883	31,883	38,822	382	43,745	82,949
1892	1,049	22,941	847	24,837	7,539	849	45,581	53,969
1893	440	34,056	42	34,538	5,307	1,367	69,226	75,900
1894	21,463	58	21,521	536	8,603	82,426	91,565
1895	909	17,681	88	18,678	550	939	92,850	94,339
1896	19,931	19,931	7,855	1,151	65,235	74,241
1897	15,982	46	16,028	3,000	2,138	70,781	75,919
1898	9,898	26,922	163	36,983	7,735	1,245	88,168	97,148
1899	3,450	31,471	198	35,119	1,885	12,163	66,120	80,168
1900	3,545	49,024	552	53,121	9,331	6,839	62,666	78,836
1901	12,411	57,126	1,061	70,598	17,510	5,126	60,789	83,425
1902	130	26,673	27	26,830	35,103	13,105	160,934	209,142
1903	332	38,607	568	39,507	53,875	15,092	110,555	179,522
					23,464	10,436	110,804	144,704

SESSIONAL PAPER No. 10

Manufactures—Continued.

LEATHER—SOLE AND UPPER, INCLUDING LEATHER, N. E. S.				LEATHER—ALL OTHER MFRS., N. E. S.				Years.
Values.				Values.				
Great Britain.	United States.	Other Countries.	Totals.	Great Britain.	United States.	Other Countries.	Totals.	
\$	\$	\$	\$	\$	\$	\$	\$	
Not separately stated prior to 1876.								1868
Not separately stated prior to 1876.								1869
Not separately stated prior to 1876.								1870
Not separately stated prior to 1876.								1871
Not separately stated prior to 1876.								1872
Not separately stated prior to 1876.								1873
Not separately stated prior to 1876.								1874
Not separately stated prior to 1876.								1875
810,128	26,519	115,931	952,578	4,075	57,536	1,458	63,069	1876
317,999	101,026	91,119	510,144	7,304	5,450	735	13,489	1877
492,063	3,036	68,122	563,221	7,670	4,076	10,465	22,211	1878
152,595	42,943	68,288	263,826	4,487	2,583	902	7,972	1879
365,437	2,423	40,848	408,708	2,687	4,607	4,377	11,671	1880
326,406	12,026	78,470	416,902	4,712	4,323	697	9,732	1881
341,081	5,357	79,965	426,403	4,188	2,170	1,709	8,067	1882
218,731	22,446	29,963	271,140	119,277	6,323	728	126,328	1883
263,965	2,367	29,854	296,186	108,236	3,679	1,211	113,126	1884
403,146	223	16,380	419,749	17,711	4,199	1,522	23,432	1885
233,295	858	23,000	257,153	16,358	14,418	2,127	32,903	1886
388,678	28,636	23,302	440,616	63,263	13,379	2,541	79,183	1887
255,181	92	44,285	299,558	79,788	9,772	1,160	90,720	1888
586,366	19,289	62,603	668,258	17,020	20,506	2,191	39,717	1889
644,501	8,653	73,933	727,087	23,986	37,871	7,508	69,365	1890
825,428	6,240	37,134	868,802	6,017	16,652	5,016	27,685	1891
949,820	2,229	9,624	1,011,673	384	36,135	4,755	41,274	1892
758,684	1,964	104,733	865,381	30,554	9,698	5,531	45,783	1893
1,419,248	4,657	149,129	1,573,034	21,320	10,233	6,010	37,563	1894
1,103,008	14,733	153,874	1,271,615	2,548	12,916	5,744	21,208	1895
1,704,075	10,359	193,414	1,907,848	847	7,756	2,705	11,308	1896
1,258,043	8,887	163,600	1,430,530	2,846	9,160	2,048	14,054	1897
1,408,756	6,348	96,462	1,511,566	2,580	11,131	2,907	16,618	1898
1,449,499	18,548	68,089	1,536,136	45,689	14,202	6,420	66,311	1899
1,406,029	19,636	109,775	1,535,440	169,543	20,546	62,676	252,765	1900
1,817,979	41,428	107,556	1,966,963	165,813	63,582	17,575	246,970	1901
1,803,859	16,464	90,945	1,911,268	176,198	21,584	13,391	211,173	1902
2,014,647	18,836	135,532	2,169,015	24,202	16,314	11,403	51,919	1903

3-4 EDWARD VII., A. 1904

No. 19 (F).—EXPORTS of Canada—

Years.	TOTAL LEATHER.				LIME AND CEMENT.			
	Values.				Values.			
	Great Britain.	United States.	Other Countries.	Totals.	Great Britain.	United States.	Other Countries.	Totals.
\$	\$	\$	\$	\$	\$	\$	\$	\$
1868	40,058	41,482	30,554	112,094				
1869	147,258	11,873	54,943	214,074				
1870	180,344	47,139	83,219	310,702				
1871	94,780	10,852	68,329	173,961				
1872	40,726	17,290	107,151	165,167				
1873	148,308	10,606	155,689	314,603				
1874	130,735	67,799	146,720	345,254				
1875	328,569	37,549	161,230	527,348	1	1,222	125	1,348
1876	814,258	85,974	198,694	1,098,926	12,440	6,465	118	19,023
1877	406,836	110,107	203,112	720,055	38,949	11,257	108	50,314
1878	578,510	33,670	209,597	821,777		8,244	57	8,301
1879	206,999	53,639	204,713	465,351		4,070	229	4,299
1880	422,661	8,746	154,119	585,526		7,965	82	8,047
1881	366,851	17,121	144,389	528,361		4,658	33	4,691
1882	393,625	8,419	150,294	552,338		7,541	38	7,579
1883	357,766	30,171	106,346	494,283		10,930	182	11,112
1884	406,197	6,564	165,981	518,742	300	9,036	1,066	10,402
1885	430,842	5,222	77,316	513,380		7,965	3,040	11,005
1886	256,205	19,483	82,902	358,590		18,552	86	18,638
1887	461,038	44,559	76,154	581,751		41,285	57	41,342
1888	338,184	10,458	107,674	456,316	25	101,207	315	101,547
1889	651,057	40,554	125,764	817,375		130,493	573	131,066
1890	707,309	46,906	125,186	879,401	10	175,242	254	175,506
1891	838,984	23,741	87,731	950,456	630	154,164	217	155,011
1892	955,511	39,731	133,605	1,128,847	100	125,031	516	125,647
1893	789,774	20,265	192,690	1,002,729	4,525	98,665	3,809	106,999
1894	1,441,118	15,829	247,989	1,704,936		65,465	6,974	72,439
1895	1,113,411	28,800	224,853	1,367,064	4,691	75,378	3,969	84,038
1896	1,707,922	20,253	266,900	1,995,075		74,835	2,651	77,486
1897	1,268,624	19,292	253,816	1,541,732	5	53,337	4,710	58,052
1898	1,413,221	29,642	165,489	1,608,352		48,438	478	48,916
1899	1,504,519	39,589	137,175	1,681,283	2	65,400	1,499	66,901
1900	1,593,082	45,308	233,240	1,871,630		74,392	5,207	79,599
1901	2,018,895	118,115	286,065	2,423,075	4,615	65,534	16,844	86,993
1902	2,033,932	53,140	214,891	2,301,963		86,336	26,933	113,269
1903	2,062,313	45,586	257,739	2,365,638		98,989	31,292	130,281

Not separately stated prior to 1875.

SESSIONAL PAPER No. 10

Manufactures—Continued.

LIQUORS—WHISKEY.

Quantities.				Values.				Years.
Great Britain.	United States.	Other Countries.	Totals.	Great Britain.	United States.	Other Countries.	Totals.	
Galls.	Galls.	Galls.	Galls.	\$	\$	\$	\$	
			6,990	1,284	1,214	2,339	4,837	1868
			4,351	24	2,445	1,676	4,145	1869
			31,819	378	30,372	435	31,185	1870
			13,386		13,935	1,014	14,949	1871
			27,879	263	17,456	2,044	19,763	1872
			11,259	100	4,809	4,429	9,338	1873
61	2,900	52	3,013	86	2,617	84	2,787	1874
100	9,631	619	10,350	70	4,800	330	5,200	1875
	3,255	833	4,088		6,324	555	6,879	1876
69	130,390	2,227	132,686	41	51,385	867	52,293	1877
33	1,069	33	1,135	58	928	55	1,041	1878
132	19,483	1,676	21,291	161	8,403	2,073	10,637	1879
493	3,688		4,181	542	2,738		3,280	1880
60	2,443	10	2,513	120	2,465	13	2,598	1881
60	6,775	221	7,056	127	5,298	166	5,591	1882
8,466	2,757	3,292	14,515	6,854	3,270	2,362	12,486	1883
1,959	3,268	2,827	8,054	1,479	2,979	2,210	6,668	1884
1,731	5,052	3,847	10,630	1,449	6,074	2,788	10,311	1885
129	2,357	6,647	9,133	248	4,928	4,811	9,987	1886
33	4,607	746	5,386	68	8,289	575	8,932	1887
82	6,835	1,890	8,807	100	14,900	1,393	16,393	1888
37	8,973	725	9,735	69	17,334	428	17,831	1889
1,963	8,318	2,544	12,825	5,154	16,132	4,097	25,383	1890
1,226	12,416	6,302	19,944	3,510	29,399	12,710	45,619	1891
2,061	26,297	7,331	36,289	4,847	68,830	15,239	88,916	1892
7,601	35,254	9,326	52,181	19,130	95,682	20,794	135,606	1893
20,650	46,469	7,986	75,105	28,862	127,220	18,167	174,249	1894
15,673	82,921	18,221	116,815	38,852	236,350	50,770	325,972	1895
5,955	117,471	8,786	132,212	14,337	339,516	20,160	374,013	1896
3,836	147,136	3,397	154,369	11,259	425,499	5,803	442,561	1897
16,097	77,310	4,807	98,214	30,877	222,084	12,454	265,415	1898
12,112	88,032	21,403	121,547	29,732	254,868	55,328	339,928	1899
20,942	90,100	33,756	144,798	48,955	256,885	90,831	396,671	1900
11,947	92,956	38,496	143,399	32,739	255,976	103,725	392,440	1901
15,284	81,489	35,501	132,274	40,924	221,814	104,388	367,126	1902
11,904	110,494	36,541	158,939	38,804	352,023	102,631	493,458	1903

3-4 EDWARD VII., A. 1904

No. 19 (F).—EXPORTS of Canada—

Years.	LIQUORS—ALL OTHER, N.E.S.							
	Quantities.				Values.			
	Great Britain.	United States.	Other Countries.	Totals.	Great Britain.	United States.	Other Countries.	Totals.
Galls.	Galls.	Galls.	Galls.	\$	\$	\$	\$	
1868				98,369	167	42,808	12,033	55,008
1869				174,314	18	84,701	18,163	102,882
1870				157,248	66	82,595	23,912	106,573
1871				247,002	36	145,917	29,953	175,906
1872				368,587		191,566	30,304	221,810
1873				287,694	1,407	129,993	33,468	164,868
1874	304	198,611	69,750	268,665	242	91,810	25,198	117,250
1875	50	127,931	58,233	186,214	20	92,569	19,030	111,619
1876	10	64,138	43,726	107,874	5	46,837	16,245	63,087
1877	240	98,807	61,206	160,253	100	105,475	25,553	131,128
1878	197	176,440	73,151	249,788	106	138,056	30,131	168,293
1879	1,745	96,031	40,456	138,232	366	71,979	16,224	88,569
1880	112	19,926	45,810	65,848	84	13,880	17,200	31,164
1881	15,074	9,406	37,880	62,360	5,634	4,533	14,588	24,755
1882	2,865	5,723	39,225	47,813	1,938	2,634	17,813	22,385
1883	240	4,183	16,584	21,007	654	2,359	7,366	10,379
1884	2,652	18,135	20,787	1,802	7,015	8,817
1885	25	1,123	4,363	5,511	19	1,029	1,813	2,861
1886	475	2,665	2,954	6,094	284	2,224	1,632	4,140
1887	391	1,925	1,399	3,715	315	788	851	1,954
1888	30	976	236	1,242	54	639	124	817
1889	28	1,907	3,320	5,255	22	1,444	1,390	2,856
1890	284	640	19,222	20,146	200	438	10,304	10,942
1891	338	940	37,061	38,339	157	783	18,462	19,402
1892	159	8,339	52,985	61,483	185	5,657	24,561	30,403
1893	1,300	15,956	40,495	57,751	2,000	7,836	20,608	30,444
1894	12	3,542	39,535	43,089	46	2,272	19,874	22,192
1895	100	5,721	21,941	27,762	1,250	3,102	11,273	15,625
1896	91	32,552	1,230	33,873	150	10,734	1,119	12,003
1897	319	8,393	8,708	17,420	313	9,126	5,534	14,973
1898	119	3,460	6,418	9,997	219	1,975	3,411	5,605
1899	52	4,260	5,185	9,497	109	2,466	2,486	5,061
1900	8	7,808	1,966	9,782	28	7,590	1,867	9,485
1901	10,496	6,712	5,642	22,850	7,713	7,366	4,126	19,205
1902	8,011	6,227	28,071	42,309	4,895	4,336	21,879	31,110
1903	480	5,867	56,357	62,704	1,144	5,844	40,174	47,162

SESSIONAL PAPER No. 10

Manufactures—Continued.

TOTAL LIQUORS.								
Quantities.				Values.				Years.
Great Britain.	United States.	Other Countries.	Totals.	Great Britain.	United States.	Other Countries.	Totals.	
Galls.	Galls.	Galls.	Galls.	\$	\$	\$	\$	
.....	105,359	1,451	44,022	14,372	59,845	1868
.....	178,665	42	87,146	19,839	107,027	1869
.....	189,067	444	112,967	24,347	137,758	1870
.....	260,388	36	159,852	30,967	190,855	1871
.....	396,466	263	208,962	32,348	241,573	1872
.....	298,953	1,507	134,802	37,897	174,206	1873
365	201,511	69,802	271,678	328	94,427	25,282	120,037	1874
150	137,562	58,852	196,564	90	97,369	19,360	116,819	1875
10	67,393	44,559	111,962	5	53,161	16,800	69,966	1876
309	229,197	63,433	292,939	141	156,860	26,420	183,421	1877
230	177,509	73,184	250,923	164	138,984	30,186	169,334	1878
1,877	115,514	42,132	159,523	527	80,382	18,297	99,206	1879
605	23,614	45,810	70,029	626	16,618	17,200	34,444	1880
5,134	11,849	37,890	64,873	5,754	6,998	14,601	27,353	1881
2,925	12,498	39,446	54,869	2,065	7,932	17,979	27,976	1882
8,706	6,940	19,876	35,522	7,508	5,629	9,728	22,865	1883
1,959	5,920	20,962	28,841	1,479	4,781	9,225	15,485	1884
1,756	6,175	8,210	16,141	1,468	7,103	4,601	13,172	1885
604	5,022	9,601	15,227	532	7,152	6,443	14,127	1886
424	6,532	2,145	9,101	383	9,077	1,426	10,886	1887
112	7,811	2,126	10,049	154	15,539	1,517	17,210	1888
65	10,880	4,045	14,990	91	18,778	1,818	20,687	1889
2,247	8,958	21,766	32,971	5,354	16,570	14,401	36,325	1890
1,564	13,356	43,363	58,283	3,667	30,182	31,172	65,021	1891
2,220	34,636	60,916	97,772	5,032	74,487	39,800	119,319	1892
8,901	51,210	49,821	109,932	21,130	103,518	41,402	166,050	1893
20,662	50,011	47,521	118,194	28,908	129,492	38,041	196,441	1894
15,773	88,642	40,162	144,577	40,102	239,452	62,043	341,597	1895
6,046	150,023	10,016	166,085	14,487	350,250	21,279	386,016	1896
4,155	155,529	12,105	171,789	11,572	434,625	11,337	457,534	1897
16,216	80,770	11,225	108,211	31,096	224,059	15,865	271,020	1898
12,164	92,292	26,588	131,044	29,841	257,334	57,814	344,989	1899
20,950	97,908	35,722	154,580	48,983	264,475	92,698	406,156	1900
22,443	99,668	44,138	166,249	40,452	263,342	107,851	411,645	1901
23,295	87,716	63,572	174,583	45,819	226,150	126,267	398,236	1902
12,384	116,361	92,898	221,643	39,948	357,867	142,805	540,620	1903

3-4 EDWARD VII., A. 1904

No. 19 (F).—EXPORTS of Canada—

Years.	METALS OTHER THAN IRON OR STEEL.				MUSICAL INSTRUMENTS			
	Values.				Quantities.			
	Great Britain.	United States.	Other Countries.	Totals.	Great Britain.	United States.	Other Countries.	Totals.
	§	§	§	§	No.	No.	No.	No.
1868								
1869								
1870								
1871								
1872								
1873								
1874								
1875								
1876					85	40	64	189
1877					134	12	78	224
1878					203	22	68	293
1879								
1880								
1881	Not separately stated prior to 1889.				220	18	68	306
1882					786	37	142	965
1883					255	43	161	459
1884					899	61	154	1,114
1885					1,746	27	234	2,007
1886					1,767	29	343	2,139
1887					2,454	39	344	2,837
1888					2,654	104	745	3,503
1889	22,795	2,348	15,072	40,215	3,163	178	689	4,030
1890	32,523	2,528	1,588	36,639	3,848	52	720	4,620
1891	31,605	5,576	5,452	42,633	5,013	111	547	5,671
1892	11,940	1,589	3,966	17,495	4,944	156	579	5,679
1893	17,708	4,193	2,232	24,133	3,086	174	549	3,809
1894	15,486	5,862	2,821	24,169	2,614	73	669	3,356
1895	10,174	7,779	979	18,932	3,111	128	999	4,238
1896	17,880	11,283	2,145	31,308	3,939	60	863	4,862
1897	30,938	5,530	5,133	41,601	4,830	39	921	5,790
1898	30,107	18,920	4,290	53,317	4,488	56	1,042	5,586
1899	9,494	20,649	4,389	34,532	6,611	46	959	7,616
1900	17,667	46,320	4,623	68,610	7,232	44	821	8,097
1901	31,015	102,693	2,649	136,357	6,913	111	1,110	8,134
1902	23,906	134,116	203,406	361,428	6,600	74	1,009	7,683
1903	117,202	109,894	179,457	406,553	4,823	107	1,360	6,290

Not separately

SESSIONAL PAPER No. 10

Manufactures—Continued.

—ORGANS.				MUSICAL INSTRUMENTS—ALL OTHER, N. E. S.				Years.
Values.				Values.				
Great Britain.	United States.	Other Countries.	Totals.	Great Britain.	United States.	Other Countries.	Totals.	
\$	\$	\$	\$	\$	\$	\$	\$	
								1868
								1869
								1870
								1871
								1872
								1873
								1874
								1875
								1876
								1877
6,536	3,655	7,643	17,834	1,650	2,431	160	4,241	1878
12,115	1,315	6,711	20,141	950	2,884	200	4,034	1879
19,520	1,735	7,600	28,855	1,400	6,565	500	8,465	1880
20,177	1,240	6,195	27,612	565	2,755	293	3,613	1881
66,173	4,807	13,315	84,295	4,530	1,737	472	6,739	1882
23,888	4,340	12,144	40,372	2,224	4,813	1,360	8,397	1883
68,018	6,408	11,049	85,475	2,700	8,014	1,900	12,614	1884
116,222	2,640	16,350	135,212	1,400	7,643	250	9,293	1885
118,129	2,241	25,983	146,353	1,330	15,071	16,401	1886
166,863	2,880	20,805	190,548	5,166	11,325	300	16,791	1887
190,637	8,670	53,731	253,038	4,150	12,006	2,230	13,386	1888
227,825	12,321	48,125	288,271	4,000	18,462	5,835	28,297	1889
239,973	4,927	46,315	291,215	7,785	19,440	11,415	38,640	1890
301,834	7,806	38,882	348,522	12,675	21,478	18,878	53,031	1891
289,733	11,352	40,347	341,432	5,736	29,862	19,163	54,761	1892
213,627	13,548	40,853	268,028	900	30,368	10,004	41,272	1893
163,100	5,896	41,217	210,213	4,440	30,358	20,497	55,295	1894
188,441	9,539	57,224	255,204	4,320	24,303	14,055	42,678	1895
234,684	4,203	45,921	284,808	7,380	32,232	17,812	57,424	1896
288,031	9,408	45,836	343,275	17,524	21,731	17,195	56,450	1897
256,106	3,124	53,073	312,303	12,084	21,887	12,811	46,782	1898
350,637	2,839	47,253	400,729	10,539	18,356	30,037	58,932	1899
391,139	2,743	45,455	439,337	13,121	18,285	37,240	68,646	1900
391,457	7,816	58,615	457,888	20,335	22,077	45,315	87,727	1901
332,861	6,555	54,773	394,189	14,281	26,324	31,024	71,629	1902
269,668	5,684	72,809	348,161	14,635	34,477	21,297	70,409	1903

stated prior to 1878.

3-4 EDWARD VII., A. 1904

No. 19 (F). EXPORTS of Canada—

Years.	TOTAL MUSICAL INSTRUMENTS.				OIL			
	Values.				Quantities.			
	Great Britain.	United States.	Other Countries.	Totals.	Great Britain.	United States.	Other Countries.	Totals.
	\$	\$	\$	\$	Cwt.	Cwt.	Cwt.	Cwt.
1868		4,374	1,155	5,529				
1869		6,752	860	7,612				
1870	500	8,302	100	8,902				
1871		5,470	140	5,610				
1872		7,454	150	7,604				
1873	400	3,248	4,830	8,478				
1874	120	3,631		3,751				
1875	1,310	5,886		7,196				
1876	3,247	7,116	800	11,163	13,157	13,900		27,057
1877	8,612	11,161	1,078	20,851	10,873	26,936		37,809
1878	8,186	6,086	7,803	22,075	23,630	27,236		50,866
1879	13,065	4,199	6,911	24,175	57,176	10,734		67,910
1880	20,920	8,300	8,100	37,320	10,729	1,426		12,155
1881	20,742	3,995	6,488	31,225	13,833	4,957		18,790
1882	70,703	6,544	13,787	91,034	15,767	450		16,217
1883	26,112	9,153	13,504	48,769	8,697	1	3	8,701
1884	70,718	14,422	12,949	98,089	4,310			4,310
1885	117,622	10,283	16,600	144,505	8,460	3,839	6	12,305
1886	119,459	17,312	25,983	162,754	2,438	21,957	6	24,401
1887	172,029	14,205	21,105	207,339	3,183	42,569	20	45,772
1888	194,787	20,676	55,961	271,424	1,200	43,256	7,225	51,681
1889	231,825	30,783	53,960	316,568	25,830	39,961	5	65,796
1890	247,758	24,367	57,730	329,855	2,545	33,000		35,545
1891	314,509	29,284	57,760	401,553	79,496	13,856	110	93,462
1892	295,469	41,214	59,510	396,193	75,505	83,698	3	159,206
1893	214,527	43,916	50,857	309,300	32,861	68,355	34	101,250
1894	167,540	36,254	61,714	265,508	161,042	13,601	21	174,664
1895	192,761	33,842	71,279	297,882	67,029	11,420	43	78,492
1896	242,064	36,435	63,733	342,232	97,270		301	97,571
1897	305,555	31,139	63,031	399,725	135,183	2,389	4	137,576
1898	268,190	25,011	65,884	359,085	151,150	10,984	16	162,150
1899	361,176	21,195	77,290	459,661	100,101	4,815		104,916
1900	404,260	21,028	82,695	507,983	209,062		2,337	211,399
1901	411,792	29,893	103,930	545,615	161,809	5,091	9,679	176,579
1902	347,142	32,879	85,797	465,818	170,911		14,318	185,229
1903	284,303	40,161	94,106	418,570	233,183	4,700	19,528	257,411

SESSIONAL PAPER No. 10

Manufactures—Continued.

CAKE.				RAGS.				Years.
Values.				Values.				
Great Britain.	United States.	Other Countries.	Totals.	Great Britain.	United States.	Other Countries.	Totals.	
\$	\$	\$	\$	\$	\$	\$	\$	
34,465	476	2,110	37,051	7,874	20,510		28,384	1868
60,610	5		60,615	4,148	25,565		29,713	1869
40,626		2,176	42,802	2,218	26,600		28,818	1870
25,713			25,713	681	25,753		26,434	1871
67,227		560	67,787	1,267	18,811		20,078	1872
63,938			63,938		9,401		9,401	1873
53,749	5,883		59,632	2,864	10,192		13,056	1874
30,966	25,566		56,532	5,560	8,652		14,212	1875
21,816	25,950		47,766	3,075	10,532		13,607	1876
18,330	46,654		64,984	3,043	8,364		11,407	1877
23,482	46,280		69,762	2,498	12,113		14,611	1878
22,762	21,810		44,572	2,155	24,649	30	26,834	1879
16,779	5,040		21,819		49,294		49,294	1880
26,709	12,765		39,474	235	48,809		49,044	1881
36,488	1,800		38,288	370	35,430		35,800	1882
20,841	4	10	20,855	1,501	29,319		30,820	1883
6,947			6,947	560	12,239		12,799	1884
15,216	7,890	21	23,127	250	11,384		11,634	1885
5,176	45,158	13	50,347	600	5,347		5,947	1886
6,692	80,218	63	86,973	1,600	7,746		9,346	1887
3,120	70,427	1,827	75,374	6,478	21,076		27,554	1888
17,171	45,920	11	63,102	400	28,044		28,444	1889
3,901	38,461		42,362	104	31,034		31,138	1890
101,500	16,547	120	118,167		37,799	400	38,199	1891
88,802	98,279	5	187,086	1,336	40,948		42,284	1892
251,859	84,841	14	336,714	850	35,770	105	36,725	1893
189,691	15,838	32	205,561	1,130	24,635	179	25,944	1894
85,581	8,589	54	94,224	1,085	62,734		63,819	1895
120,949		475	121,424	1,325	31,906	471	33,702	1896
192,644	2,388	7	195,039	3,697	74,867		78,564	1897
187,873	10,984	18	198,875	5,677	37,899		43,576	1898
139,046	4,815		143,861	2,892	28,167		31,059	1899
221,825		2,337	224,162	3,593	45,694		49,287	1900
166,685	4,261	12,213	183,159	5,965	41,173	108	47,246	1901
187,895		17,898	205,793	21,343	64,625		85,968	1902
264,327	4,700	20,918	289,945	26,424	59,577	50	86,051	1903

3-4 EDWARD VII., A. 1904

No. 19 (F).—EXPORTS of Canada—

Years.	SHIPS.							
	Tonnage.				Values.			
	Great Britain.	United States.	Other Countries.	Totals.	Great Britain.	United States.	Other Countries.	Totals.
	Tons.	Tons.	Tons.	Tons.	\$	\$	\$	\$
1868				22,722	789,330		48,262	837,592
1869				27,000	1,003,080		76,920	1,080,000
1870				18,127	602,480		122,600	725,080
1871				14,688	529,682		28,462	558,144
1872				7,911	332,262			332,262
1873				15,658	757,350		25,550	782,900
1874	14,485			14,485	796,675			796,675
1875	15,789			15,789	789,450			789,450
1876	42,401	964	20,769	64,134	1,483,280	22,150	683,840	2,189,270
1877	30,277	233	15,819	46,329	1,111,846	4,000	460,398	1,576,244
1878	27,103	192	7,744	35,039	1,000,645	6,000	211,500	1,218,145
1879	14,280	545	4,493	19,318	399,236	2,750	127,838	529,824
1880	9,013	2,038	5,157	16,208	310,980	21,700	131,647	464,327
1881	6,923	1,098	8,787	16,808	205,900	12,830	129,288	348,018
1882	13,125	362	2,674	16,161	315,186	6,900	80,225	402,311
1883	11,360	606	11,930	23,896	245,902	12,120	248,516	506,538
1884	5,010		12,358	17,368	144,620		272,136	416,756
1885	3,178	81	3,918	13,177	78,300	100	167,877	246,277
1886	5,702	397	8,244	14,343	99,608	2,350	164,405	266,363
1887	1,771	116	7,376	9,263	35,134	400	108,238	143,772
1888	1,800	699	11,980	14,479	105,393	7,000	177,576	289,969
1889	4,467	1,113	10,593	16,173	57,220	15,500	194,097	266,817
1890		17	22,827	22,844		700	442,081	442,781
1891	1,912	33	13,198	15,143	22,606	5,257	252,611	280,474
1892	8,958	699	26,742	36,399	92,500	8,000	406,247	506,747
1893	8,479		22,838	31,317	115,633		248,283	363,916
1894	619	59	21,282	21,960	6,500	35,300	201,629	243,429
1895	1,327	673	14,567	16,567	6,635	10,000	155,928	172,563
1896	1,320		10,883	12,203	5,400		93,992	99,392
1897	198	1,830	7,130	9,158	2,410	18,750	84,004	105,164
1898	3,479	2,559	11,172	17,210	17,000	36,450	137,619	191,069
1899	325	395	6,699	7,419	7,500	3,715	80,966	92,181
1900		1,480	11,684	13,164		23,020	175,448	198,468
1901	1,198	208	2,984	4,390	9,000	7,768	49,000	65,768
1902	363	1,002	2,920	4,285	8,000	23,700	44,883	76,583
1903		509	2,531	3,040		1,781	48,526	50,307

SESSIONAL PAPER No. 10

Manufactures—Continued.

STARCH.								Years.
Quantities.				Values.				
Great Britain.	United States.	Other Countries.	Totals.	Great Britain.	United States.	Other Countries.	Totals.	
Lbs.	Lbs.	Lbs.	Lbs.	\$	\$	\$	\$	
			24,926	1,205	1,196	89	2,490	1868
			250,221	10,588		34	10,622	1869
			1,740	97	86		183	1870
			1,130			113	113	1871
			750			72	72	1872
			42,876	7,100	6	109	7,215	1873
								1874
								1875
		70	70			14	14	1876
3,000	119,200		122,200	270	2,526		2,796	1877
110		1,684	1,794	11		183	194	1878
2,936		13,779	16,715	122		741	863	1879
641,668	900	489	643,057	31,537	84	29	31,650	1880
876,544		3,548	880,092	32,494		197	32,691	1881
22,540	68,930	2,209	93,679	1,396	3,105	120	4,621	1882
436,940	383,673	3,436	824,049	14,648	10,534	178	25,360	1883
1,402,000	1,272,800	360	2,675,160	37,446	31,618	33	69,097	1884
666,240	482,022	9,335	1,157,597	14,592	10,650	553	25,795	1885
861,072	44,800	9,048	914,920	21,101	1,100	241	22,442	1886
1,056,650	172,660	80	1,229,390	23,329	3,415	6	26,750	1887
450,600	17,344	2,428	470,372	12,532	3,067	65	15,664	1888
1,041,080	313,400	6,090	1,360,570	22,542	6,537	155	29,234	1889
28,000		4,048	32,048	925		173	1,098	1890
3,260	568,600	48	571,908	223	13,465	3	13,691	1891
493,587	101,537	3,656	598,780	15,505	2,259	275	18,039	1892
196,600	100	240	196,940	5,795	6	13	5,814	1893
3,800		176	3,976	258		13	271	1894
1,800	600	141	2,541	135	20	11	166	1895
1,925	400	2,508	4,833	235	28	150	413	1896
3,200		156	3,356	213		14	227	1897
4,506	200	40	4,746	285	8	2	295	1898
56,520		1,532	58,052	856		84	940	1899
169,250		488	169,738	6,208		35	6,243	1900
567,460	80	4,115	571,655	24,102	4	180	24,286	1901
39,299	3,000	1,600	43,899	1,027	158	80	1,265	1902
880	550	1,280	2,710	44	55	54	153	1903

3-4 EDWARD VII., A. 1904

No. 19 (F).—EXPORTS of Canada—

Years.	SUGAR.							
	Quantities.				Values.			
	Great Britain.	United States.	Other Countries.	Totals.	Great Britain.	United States.	Other Countries.	Totals.
Lbs.	Lbs.	Lbs.	Lbs.	£	£	£	£	
1868								
1869								
1870								
1871								
1872								
1873								
1874								
1875								
1876								
1877								
1878								
1879		47,465		47,465		1,420		1,420
1880		42,366		42,366		1,282		1,282
1881		79,503		79,503		2,391		2,391
1882		1,899	100	1,999		38	10	48
1883		100	600	700		9	48	57
1884			752	752			57	57
1885		90	265	355		9	18	27
1886	5,197	268	1,707	7,172	510	22	161	693
1887	1,950	534	4,508	6,992	160	42	293	495
1888		10,066	1,837	11,903		755	106	861
1889	1,316	812	4,181	6,309	119	58	275	452
1890	310	711	3,566	4,587	27	66	240	333
1891	3,000	266,426	3,185	272,611	270	12,605	169	13,044
1892	33,391	1,011,152	366,600	1,411,143	1,069	40,946	13,702	55,117
1893	120	4,291,361	1,419,029	5,710,510	11	170,206	58,147	228,364
1894	4,890	1,064,500	558,372	1,627,762	252	47,307	25,003	72,562
1895		2,583,930	334,981	2,918,911		99,420	12,934	112,354
1896		290	67,250	67,540		19	2,989	3,008
1897		50	1,986,578	1,986,628		4	76,231	76,235
1898	800	1,627	2,286,772	2,289,199	40	95	98,143	98,278
1899	1,000	44,136	1,247,715	1,292,851	25	2,089	44,049	46,163
1900		13,405	20,121	33,526		855	889	1,744
1901	457,806	333,422	17,824	809,052	22,234	18,167	851	41,252
1902	132,709	137,455	9,742	279,306	3,226	4,288	433	7,947
1903	205,543	54,264	29,311	289,118	5,425	1,493	858	7,776

Not separately prior to 1879.

SESSIONAL PAPER No. 10

Manufactures—Continued.

TOBACCO.								Years.
Quantities.				Values.				
Great Britain.	United States.	Other Countries.	Totals.	Great Britain.	United States.	Other Countries.	Totals.	
Lbs.	Lbs.	Lbs.	Lbs.	\$	\$	\$	\$	
			272,402	110	3,023	29,207	32,340	1868
			230,601		1,933	36,903	38,836	1869
			420,895	2,785	2,965	64,129	69,879	1870
			605,263	15,489	22,238	73,424	111,151	1871
			641,564	5,521	3,210	90,993	99,724	1872
			373,927	15,571	2,343	53,944	71,858	1873
			353,446	17,869	1,183	48,249	67,301	1874
83,433	6,668	263,345	447,334	36,409	875	60,146	97,430	1875
164,973	2,754	279,607	462,194	10,793	16,385	50,279	77,457	1876
66,252	131,476	264,466	456,389	3,394	2,135	75,115	80,644	1877
9,734	15,225	431,430	402,385	8,064	36,519	36,427	81,010	1878
36,540	168,343	197,502	414,383	1,427	27,646	27,765	56,838	1879
5,627	229,958	178,798	409,173	3,493	17,824	19,182	40,499	1880
9,345	271,567	128,261						
40,014	123,261	165,527	328,802	7,307	12,595	24,901	44,803	1881
58,635	224,145	412,941	695,721	10,639	21,723	34,789	67,151	1882
51,087	277,857	323,539	652,483	10,118	32,617	31,302	74,037	1883
8,600	112,027	491,290	611,917	1,435	7,277	22,212	30,924	1884
18,658	48,585	419,894	487,137	8,032	2,796	23,894	34,722	1885
11,887	78,235	275,936	366,058	2,538	5,303	23,656	31,497	1886
1,518	71,089	498,136	570,743	950	4,381	12,382	17,713	1887
1,887	76,044	395,639	473,570	1,186	14,167	11,417	26,770	1888
4,039	47,533	223,115	274,687	1,263	8,080	16,564	25,907	1889
22,098	41,310	625,786	689,194	2,464	2,748	23,065	28,277	1890
24,632	11,474	286,758	322,864	1,846	928	14,041	16,815	1891
12,211	15,700	228,716	256,627	2,751	1,088	12,730	16,569	1892
12,570	25,672	543,489	581,731	2,799	2,004	45,046	49,849	1893
17,741	91,081	639,296	748,118	3,117	5,102	92,659	100,878	1894
8,671	124,551	321,895	455,117	4,828	7,500	72,640	84,968	1895
12,347	166,698	322,121	501,166	2,289	13,557	57,424	73,270	1896
10,521	203,121	325,572	539,214	2,989	11,651	53,962	68,602	1897
13,868	182,916	342,334	539,118	5,972	15,686	47,590	69,248	1898
46,803	315,902	169,352	532,057	12,017	18,689	41,710	72,416	1899
29,921	209,879	179,707	419,507	11,244	30,935	55,070	97,249	1900
78,807	339,828	272,888	691,523	13,969	54,313	46,756	115,038	1901
18,036	207,057	210,075	435,168	9,068	5,750	45,724	60,542	1902
				12,132	13,891	38,526	64,549	1903

3-4 EDWARD VII., A. 1904

No. 19 (F).—EXPORTS of Canada—

Years.	Tow.							
	Quantities.				Values.			
	Great Britain.	United States.	Other Countries.	Totals.	Great Britain.	United States.	Other Countries.	Totals.
Cwt.	Cwt.	Cwt.	Cwt.	\$	\$	\$	\$	
1868								
1869								
1870								
1871								
1872								
1873								
1874								
1875								
1876								
1877								
1878								
1879								
1880								
1881	Not separately stated prior to 1890.							
1882								
1883								
1884								
1885								
1886								
1887								
1888								
1889								
1890	12,990			12,990		95,698		95,698
1891	15,565			15,565		99,299		99,299
1892	19,014			19,014		114,653		114,653
1893	47	18,291		18,338	375	116,768		117,143
1894	707	8,892		9,599	7,623	63,800		71,423
1895	991	12,872		13,863	8,917	83,231		92,148
1896	2,526	15,853		18,379	6,189	87,006		93,195
1897	360	18,535		18,835	350	84,378		84,728
1898		11,281		11,281		43,847		43,847
1899		8,536		8,536		50,566		50,566
1900		11,749		11,749		79,619		79,619
1901	10	600	2	612	64	4,206	10	4,280
1902		3,131		3,131		23,548		23,548
1903		555		555		3,943		3,943

SESSIONAL PAPER No. 10

Manufactures—*Continued.*

WOOD—HOUSEHOLD FURNITURE.				WOOD—DOORS, SASHES, BLINDS, &C.				Years.
Values.				Values.				
Great Britain.	United States.	Other Countries.	Totals.	Great Britain.	United States.	Other Countries.	Totals.	
\$	\$	\$	\$	\$	\$	\$	\$	
Not separately stated prior to 1876.								1868
Not separately stated prior to 1876.								1869
Not separately stated prior to 1876.								1870
Not separately stated prior to 1876.								1871
Not separately stated prior to 1876.								1872
Not separately stated prior to 1876.								1873
Not separately stated prior to 1876.								1874
Not separately stated prior to 1876.								1875
345	85,948	1,047	87,340	9,834	625	10,459	1876
6,321	133,825	2,210	142,356	12,583	12,583	1877
7,884	69,200	2,806	79,890	12,181	20,690	3,906	36,777	1878
8,762	86,722	504	95,988	12,564	4,961	2,500	20,025	1879
3,256	114,077	1,628	118,961	18,258	4,219	265	22,742	1880
2,932	96,724	731	100,387	16,108	5,014	1,158	22,280	1881
7,142	98,730	982	106,854	23,013	15,138	1,846	39,997	1882
3,575	129,169	1,188	133,932	16,389	3,085	2,673	22,147	1883
8,187	121,543	1,975	131,705	49,416	2,592	7,637	59,645	1884
21,424	147,416	275	169,115	44,860	478	1,340	46,678	1885
17,802	205,437	1,784	225,023	28,622	1,913	2,535	33,070	1886
36,200	203,512	4,182	243,894	33,506	1,664	30	35,200	1887
12,258	173,215	1,925	187,398	54,201	1,193	8,770	64,164	1888
25,172	163,394	4,384	192,950	23,701	21,643	7,545	52,889	1889
41,684	132,197	2,493	176,374	69,380	94	69,474	1890
28,024	107,062	3,619	138,705	85,620	293	537	86,450	1891
17,419	43,418	2,964	63,801	115,967	2,697	4,480	123,144	1892
33,350	123,872	17,399	174,621	109,099	1,441	19,809	130,349	1893
37,083	56,290	39,277	132,650	135,454	1,892	20,850	158,196	1894
43,730	33,934	19,341	97,005	130,790	736	7,876	139,402	1895
31,348	28,625	15,474	75,447	168,673	1,150	20,181	190,004	1896
65,990	20,355	29,518	115,863	273,989	1,288	9,884	285,161	1897
167,321	13,973	60,883	242,177	302,291	80	22,121	324,492	1898
271,786	19,796	59,897	351,479	360,592	449	17,165	378,206	1899
238,657	46,370	95,002	380,029	287,602	256	11,496	299,354	1900
163,538	18,968	57,765	240,271	164,903	20,887	8,372	194,162	1901
181,773	17,888	79,599	279,260	231,770	10,152	61,727	303,649	1902
227,424	14,754	116,884	359,062	249,351	22,296	60,312	331,959	1903

3-4 EDWARD VII., A. 1904

No. 19 (F).—EXPORTS of Canada—

Year.	WOOD—MATCHES AND MATCH SPLINTS				WOOD—SPOOL WOOD AND SPOOLS.			
	Values.				Values.			
	Great Britain.	United States.	Other Countries.	Totals.	Great Britain.	United States.	Other Countries.	Totals.
	\$	\$	\$	\$	\$	\$	\$	\$
1868								
1869								
1870								
1871								
1872								
1873								
1874								
1875								
1876								
1877								
1878								
1879								
1880								
1881	Not separately stated prior to 1890.				Not separately stated prior to 1890.			
1882								
1883								
1884								
1885								
1886								
1887								
1888								
1889								
1890	94,197	13,693	6,802	114,692	88,356	10,368	98,724
1891	140,851	21,880	5,499	168,230	76,007	14,651	90,658
1892	162,028	28,102	5,741	195,871	92,962	18,308	111,270
1893	159,224	35,818	9,368	204,410	67,939	14,924	82,863
1894	182,370	26,107	7,558	216,035	61,193	5,291	66,484
1895	124,395	36,478	11,280	172,153	75,014	111	75,125
1896	178,648	8,793	8,395	195,836	99,022	99,022
1897	136,384	4,072	10,820	151,276	85,713	57	85,770
1898	187,748	4,113	3,909	195,770	76,617	40	76,657
1899	253,867	2,591	1,523	257,981	166,955	2,428	169,383
1900	78,969	20,814	4,178	103,961	63,559	345	63,904
1901	81,387	5,012	2,531	88,930	87,321	4,131	187	91,639
1902	45,887	442	5,338	51,667	105,012	1,049	2,370	108,431
1903	110,117	567	1,327	112,011	112,606	9,569	122,175

SESSIONAL PAPER No. 10

Manufactures—Continued.

WOOD—WOOD PULP.				WOOD—ALL, OTHER N.E.S.				Years.				
Values.				Values.								
Great Britain.	United States.	Other Countries.	Totals.	Great Britain.	United States.	Other Countries.	Totals.					
\$	\$	\$	\$	\$	\$	\$	\$					
Not separately stated prior to 1876.				19,476	51,567	27,344	98,387	1876				
				39,835	64,381	38,299	142,515	1877				
				106,738	55,745	30,043	192,526	1878				
				108,663	56,640	19,502	184,805	1879				
				147,608	98,885	21,542	268,035	1880				
				126,669	144,681	20,307	291,657	1881				
				182,868	153,038	18,137	354,043	1882				
				227,531	122,373	34,892	384,796	1883				
				196,316	173,081	60,948	430,345	1884				
				201,999	224,302	43,905	470,206	1885				
Not separately stated prior to 1890.				144,390	209,856	25,252	379,498	1886				
				90,125	181,675	22,318	294,118	1887				
				144,210	228,954	27,974	401,138	1888				
				197,047	225,475	28,597	451,119	1889				
				460	147,098	20,622	168,180	62,322	154,507	26,193	243,022	1890
				280,619	280,619	76,468	141,917	41,401	259,786	1891
				355,303	355,303	97,094	122,832	17,108	237,034	1892
				1,640	454,253	455,893	117,256	67,817	47,781	232,854	1893
				178,255	368,256	706	547,217	131,478	40,970	55,169	227,617	1894
				251,848	336,385	2,641	590,874	125,087	64,129	25,847	215,063	1895
113,557	557,085	5,135	675,777	240,254	45,588	33,180	319,022	1896				
164,138	576,720	1,101	741,959	187,493	63,238	21,557	272,288	1897				
676,100	534,305	16	1,210,421	260,955	31,058	30,509	322,522	1898				
671,704	578,229	24,343	1,274,276	299,326	51,140	37,917	388,383	1899				
562,178	1,193,753	60,085	1,816,016	299,536	107,200	57,242	463,978	1900				
934,722	937,330	65,155	1,937,207	247,050	74,960	88,469	410,479	1901				
818,580	1,170,400	57,418	2,046,398	275,387	55,765	69,286	400,438	1902				
1,129,173	1,795,768	226,002	3,150,943	257,423	83,071	57,308	397,802	1903				

3-4 EDWARD VII., A. 1904

No. 19 (F).—EXPORTS of Canada—

Year.	TOTAL WOOD MANUFACTURED.				WOOLLENS.			
	Values.				Values.			
	Great Britain.	United States.	Other Countries.	Totals.	Great Britain.	United States.	Other Countries.	Totals.
	\$	\$	\$	\$	\$	\$	\$	\$
1868	6,895	32,853	31,745	71,493	1,602	7,743	19,530	28,875
1869	12,814	32,847	19,376	65,037	9,296	8,994	6,163	24,453
1870	15,707	42,468	28,357	86,532	2,043	11,524	21,203	34,770
1871	21,179	64,865	38,135	124,179	2,411	2,249	26,443	31,103
1872	19,896	110,205	22,362	152,463	2,799	4,422	28,241	35,462
1873	11,689	65,568	21,360	98,617	5,183	23,833	23,761	52,780
1874	15,910	46,918	7,739	70,567	9,782	10,149	6,790	26,721
1875	9,300	83,449	14,814	107,563	4,359	7,866	5,729	17,954
1876	19,821	147,349	29,016	196,186	34,473	4,208	6,568	45,249
1877	46,156	210,789	40,509	297,454	14,396	1,667	22,589	38,652
1878	126,803	145,635	36,755	309,193	5,852	2,694	25,351	33,897
1879	129,989	148,323	22,506	300,818	5,007	824	29,294	35,125
1880	169,122	217,181	23,435	409,738	4,173	7,869	20,645	32,687
1881	145,709	246,419	22,196	414,324	2,983	2,592	16,106	21,681
1882	213,023	266,906	20,965	500,894	1,788	7,942	16,022	25,752
1883	247,495	254,627	38,753	540,875	3,013	8,532	19,751	31,296
1884	253,919	297,216	70,560	621,695	15,348	2,321	23,391	41,060
1885	268,283	372,196	45,520	685,999	27,057	2,849	25,827	55,733
1886	190,814	417,206	29,571	637,591	5,608	5,739	16,936	28,283
1887	159,831	386,851	26,530	573,212	7,903	3,027	14,163	25,093
1888	210,669	403,362	38,669	652,700	4,274	18,814	21,807	44,895
1889	245,920	410,512	40,526	696,958	14,763	11,309	16,007	42,079
1890	356,399	457,863	56,204	870,466	6,919	2,390	10,681	19,990
1891	406,970	566,422	51,056	1,024,448	11,613	9,161	17,754	38,528
1892	485,470	570,660	30,293	1,086,423	7,965	42,922	29,757	80,644
1893	488,508	698,125	94,357	1,280,990	6,358	1,645	27,989	35,992
1894	725,833	498,806	123,560	1,348,199	4,417	2,201	23,644	30,262
1895	750,864	471,773	66,985	1,289,622	7,830	42,610	21,502	71,942
1896	831,502	641,241	82,365	1,555,108	3,829	35,476	23,088	62,393
1897	913,707	665,730	72,880	1,652,317	11,855	5,533	30,496	47,884
1898	1,671,032	583,529	117,478	2,372,039	4,852	15,491	14,758	35,101
1899	2,024,230	654,633	140,845	2,819,708	4,710	7,426	15,469	27,605
1900	1,530,501	1,368,738	228,003	3,127,242	18,189	5,962	23,610	47,761
1901	1,678,921	1,061,288	222,479	2,962,688	8,287	34,089	14,673	57,049
1902	1,658,409	1,255,696	275,738	3,189,843	23,263	16,651	20,016	59,930
1903	2,086,094	1,926,025	461,833	4,473,952	16,206	17,940	21,746	55,892

SESSIONAL PAPER No. 10

Manufactures—Continued.

ALL OTHER ARTICLES, N. E. S.				TOTALS.				Years.
Values.				Values.				
Great Britain.	United States.	Other Countries.	Totals.	Great Britain.	United States.	Other Countries.	Totals.	
§	§	§	§	§	§	§	§	
1,308	130,744	39,562	171,614	1,107,408	682,851	310,152	2,100,411	1868
38	79,931	42,879	122,848	1,385,965	720,774	305,820	2,412,559	1869
17,849	196,506	54,033	268,388	1,009,044	1,086,083	465,243	2,560,370	1870
4,914	219,122	45,458	269,494	942,127	1,091,801	398,822	2,432,750	1871
5,887	217,780	49,594	273,261	799,413	1,439,062	478,024	2,716,499	1872
26,914	232,698	81,621	341,233	1,428,748	1,541,698	639,457	3,609,903	1873
27,053	275,844	70,397	373,294	1,367,944	1,134,345	444,366	2,946,655	1874
8,669	190,509	71,608	270,786	1,571,556	986,604	470,352	3,028,512	1875
22,998	216,082	53,668	292,748	2,965,249	1,047,211	1,135,741	5,148,201	1876
19,673	151,287	64,948	235,908	2,098,817	988,433	1,018,172	4,105,422	1877
47,102	253,229	99,332	399,663	2,224,373	983,027	920,355	4,127,755	1878
63,042	195,720	61,310	320,072	1,107,385	881,685	711,211	2,700,281	1879
51,398	331,260	55,084	437,742	1,386,746	1,283,342	572,529	3,242,617	1880
55,569	415,795	55,466	526,830	1,211,915	1,310,557	552,623	3,075,095	1881
65,872	381,042	74,129	521,043	1,398,147	1,339,614	591,837	3,329,598	1882
48,197	560,151	65,516	673,864	1,211,189	1,603,274	688,757	3,503,220	1883
48,292	501,380	135,237	684,909	1,443,630	1,265,652	868,253	3,577,535	1884
49,605	445,904	86,991	582,500	1,335,706	1,135,741	710,054	3,181,501	1885
75,234	425,612	57,314	558,160	1,026,861	1,207,356	589,920	2,824,137	1886
90,481	416,501	79,333	586,315	1,270,162	1,289,052	520,758	3,079,972	1887
75,137	539,056	93,283	707,476	1,762,894	1,632,025	766,363	4,161,282	1888
43,616	649,770	82,311	775,697	1,679,359	1,822,948	932,642	4,434,949	1889
32,143	583,187	70,785	686,115	1,816,147	2,667,282	1,257,755	5,741,184	1890
64,402	589,614	71,268	725,284	2,252,295	3,006,423	1,037,531	6,296,249	1891
67,605	289,291	70,371	427,267	2,617,472	3,006,708	1,416,808	7,040,988	1892
59,086	453,078	147,399	659,563	2,454,009	3,563,827	1,676,123	7,693,959	1893
65,050	308,175	194,017	567,242	3,120,614	2,448,607	2,123,534	7,692,755	1894
114,945	340,772	113,305	569,022	2,944,280	3,030,449	1,794,146	7,768,875	1895
105,761	373,325	139,817	618,903	3,799,266	3,531,239	2,034,879	9,365,384	1896
104,167	343,726	176,751	624,644	3,617,128	3,213,677	2,691,209	9,522,014	1897
145,381	380,125	179,076	704,582	4,900,806	2,829,510	2,948,000	10,678,316	1898
158,918	485,331	187,476	831,725	5,474,562	3,150,711	3,081,434	11,706,707	1899
472,105	742,757	305,420	1,520,282	5,625,073	4,857,413	3,741,801	14,224,287	1900
598,372	817,564	436,752	1,852,688	6,652,336	4,963,247	4,396,625	16,012,208	1901
923,724	924,845	613,778	2,462,347	7,322,602	6,024,373	5,115,995	18,462,970	1902
580,129	814,632	967,231	2,361,992	6,728,298	8,236,129	5,660,540	20,624,967	1903

3-4 EDWARD VII., A. 1904

No. 19 (G).—EXPORTS of Canada—

Years.	(A) * MISCELLANEOUS ARTICLES.				(B) TOTAL EXPORTS OF MERCHANDISE, THE PRODUCE OF CANADA.			
	Values.				Values.			
	Great Britain.	United States.	Other Countries.	Totals.	Great Britain.	United States.	Other Countries.	Totals.
	\$	\$	\$	\$	\$	\$	\$	\$
1868	15,791	271,007	15,482	302,280	17,905,808	22,387,846	5,249,523	45,543,177
1869	14,480	298,186	37,893	350,559	20,486,389	23,640,188	5,196,727	49,323,304
1870	16,437	335,000	20,215	371,652	22,512,991	27,398,980	6,169,271	56,081,192
1871	22,600	342,323	22,631	387,554	21,733,556	26,715,690	6,732,110	55,181,356
1872	73,807	391,691	50,487	515,985	25,223,785	29,984,440	7,735,802	62,944,027
1873	55,053	383,391	26,848	465,292	31,402,234	33,421,725	8,421,647	73,245,606
1874	35,547	358,666	25,587	419,800	35,769,190	30,380,556	7,777,002	73,926,748
1875	54,183	337,426	17,572	409,181	34,199,134	25,683,818	7,607,941	67,490,893
1876	52,946	326,242	14,180	393,368	34,379,005	27,451,150	8,031,694	69,861,849
1877	19,764	287,326	13,726	320,816	35,491,671	22,160,666	8,212,543	65,864,880
1878	31,844	367,133	2,894	401,871	35,861,110	22,131,313	7,747,681	65,740,134
1879	28,802	356,811	1,386	386,999	29,393,424	23,149,909	7,546,245	60,089,578
1880	30,653	608,668	834	640,155	35,208,031	26,762,705	8,125,455	70,096,191
1881	31,106	588,276	2,800	622,182	42,637,219	31,015,109	7,269,051	80,921,379
1882	17,811	514,680	3,444	535,935	39,816,813	41,687,638	8,538,260	90,042,711
1883	19,741	502,050	7,104	528,895	39,538,067	36,096,501	8,651,139	84,285,707
1884	38,958	507,691	14,041	560,690	37,410,870	31,631,622	8,089,587	77,132,079
1885	54,684	485,961	16,726	557,374	36,479,051	32,618,593	7,085,874	76,183,518
1886	47,136	551,503	5,372	604,011	36,694,263	31,503,292	6,777,951	74,975,506
1887	62,884	569,918	11,559	644,361	38,714,331	32,273,033	6,976,656	77,964,020
1888	66,340	701,616	5,921	773,877	33,648,284	37,323,161	7,326,305	78,297,750
1889	53,995	727,273	2,384	783,652	33,504,281	36,449,288	7,248,235	77,201,804
1890	5,352	76,773	381	82,506	41,499,149	33,291,207	7,545,158	82,335,514
1891	360	43,144	1,833	45,337	43,243,784	34,829,436	7,684,524	85,757,744
1892	50	70,621	847	71,518	54,949,055	31,317,857	9,417,341	95,684,253
1893	47,618	45,876	198	93,692	58,409,606	33,813,802	9,783,082	102,006,490
1894	20,052	54,308	967	75,327	60,878,056	29,297,598	10,411,199	100,586,853
1895	14,191	70,617	1,130	85,938	57,903,564	32,303,773	9,321,014	99,528,351
1896	19,968	87,589	1,708	109,265	62,717,941	34,460,428	9,200,383	106,378,752
1897	28,056	33,760	1,715	63,531	69,533,852	39,717,057	10,434,501	119,685,410
1898	6,443	51,562	3,400	61,405	93,065,019	34,361,795	12,494,118	139,920,932
1899	43,458	53,238	2,473	99,169	85,113,681	34,766,955	12,920,626	132,801,262
1900	58,289	117,024	32,757	208,070	96,562,875	52,534,977	14,412,938	163,510,790
1901	27,596	9,305	7,588	44,489	92,857,525	67,983,673	16,590,188	177,431,386
1902	31,056	1,146	397	32,599	109,347,345	66,567,784	20,104,634	196,019,763
1903	21,704	44,655	17,425	83,784	125,199,980	67,766,367	21,435,327	214,401,674

* Includes 'Household effects' prior to 1890.

SESSIONAL PAPER No. 10

Miscellaneous and Recapitulation.

(C) ESTIMATED SHORT REPORTED	(D) COIN AND BULLION.				(E) GRAND TOTAL EXPORTS, THE PRODUCE OF CANADA.				Years.
	Values.				Values.				
	United States.	Great Britain.	United States.	Other Countries.	Totals.	Great Britain.	United States.	Other Countries.	
\$	\$	\$	\$	\$	\$	\$	\$	\$	
2,961,722	889,032	3,975,189	1,947	4,866,168	18,794,840	29,324,757	5,251,470	53,371,067	1868
3,077,468	12,486	4,205,722		4,218,208	20,498,875	30,923,378	5,196,727	56,618,980	1869
2,962,398	1,134,784	6,867,494		8,002,278	23,647,775	37,228,822	6,169,271	67,045,868	1870
2,448,668	2,576,738	4,113,612		6,690,350	*24,310,294	*33,277,970	*6,732,110	*64,320,374	1871
2,887,056	5,355	3,388,765	616,278	4,010,398	25,229,140	36,260,261	8,352,080	69,841,481	1872
3,292,419		3,740,957	105,030	3,845,987	31,402,234	40,455,101	8,526,677	80,384,012	1873
2,815,249	67,652	1,928,183		1,995,835	35,836,842	35,123,988	7,777,002	78,737,832	1874
2,218,930		1,039,837		1,039,837	34,199,134	28,942,585	7,607,941	70,749,660	1875
2,629,588	38,017	1,202,020		1,240,037	34,417,022	31,282,758	8,031,694	73,731,474	1876
2,165,666					35,491,671	24,326,332	8,212,543	68,030,546	1877
2,249,666					35,861,110	24,381,009	7,747,681	67,989,800	1878
2,341,447					29,393,424	25,491,356	7,546,245	62,431,025	1879
2,803,506					35,208,031	29,566,211	8,125,455	72,899,697	1880
3,023,322					42,637,219	34,038,431	7,269,051	83,944,701	1881
4,094,946					39,816,813	45,782,584	8,538,260	94,137,657	1882
3,416,724					39,538,067	39,513,225	8,651,139	87,702,431	1883
2,701,019					37,410,870	34,332,641	8,089,587	79,833,098	1884
2,948,217					36,479,051	35,566,810	7,085,874	79,131,735	1885
2,781,198					36,694,263	34,284,490	6,777,951	77,756,704	1886
2,996,889					38,714,331	35,269,922	6,976,656	80,960,909	1887
3,084,322					33,648,284	40,407,483	7,326,305	81,382,072	1888
3,070,652					33,504,281	30,519,940	7,248,235	80,272,456	1889
2,922,072					41,499,149	36,213,279	7,545,158	85,257,586	1890
2,913,994		129,328		129,328	43,243,784	37,872,758	7,684,524	88,801,066	1891
3,348,213		306,447		306,447	54,949,055	34,972,517	9,417,341	99,338,913	1892
3,482,308		309,459		309,459	58,409,606	37,605,569	9,783,082	105,798,257	1893
3,264,911		310,006		310,006	60,878,056	32,872,515	10,411,199	104,161,770	1894
3,300,090		256,571		256,571	57,903,564	35,860,434	9,321,014	103,085,012	1895
3,329,053	1,000	206,447	85	207,532	62,718,941	37,995,928	9,200,468	109,915,337	1896
3,947,130		327,298		327,298	69,533,852	43,991,485	10,434,501	123,959,838	1897
4,627,730		1,045,723		1,045,723	93,065,019	40,035,248	12,494,118	145,594,385	1898
4,559,530	874	1,100,371		1,101,245	85,114,555	40,426,856	12,920,626	138,462,037	1899
5,461,511		1,670,068		1,670,068	96,562,875	59,666,556	14,412,938	170,642,369	1900
†					92,857,525	67,983,673	16,590,188	177,431,386	1901
†					109,347,345	66,567,784	20,104,634	196,019,763	1902
†					125,199,980	67,766,367	21,435,327	214,401,674	1903

* Includes exports from Manitoba, for only three months ended June 30, 1871.

† After 1900 no estimate is made of the amount short reported in Exports to United States.

3-4 EDWARD VII., A. 1904

No. 20.

IMPORTS AND EXPORTS OF CANADA FROM AND TO EACH PRINCIPAL COUNTRY OF THE BRITISH EMPIRE AND FOREIGN COUNTRIES DURING THE YEARS ENDED JUNE 30, 1899 TO 1903.

BRITISH EMPIRE.

GREAT BRITAIN.

IMPORTS.

IMPORTS.

ARTICLES.	1899.		1900.		1901.		1902.		1903.	
	Quantity.	Value.	Quantity.	Value.	Quantity.	Value.	Quantity.	Value.	Quantity.	Value.
		£		£		£		£		£
Ale, beer and porter.	126,515	93,765	144,632	113,520	149,501	114,387	144,186	114,220	135,503	108,859
Animals, living—										
Cattle										
{ Dut. No.										
{ Free. "	116	18,579	29	2,814	66	17,190	120	20,210	96	15,549
{ Dut. "			311	54,358	494	86,906	273	59,885	363	71,017
{ Free. "			3	239	12	1,080	1	58		
Horses	49	29,397	82	46,573	104	64,898	77	38,625	215	112,737
{ Dut. "	46	2,460	82	2,820	288	9,339	70	1,415		
{ Free. "	280	5,762	660	16,697	373	12,990	536	11,464	49	1,420
{ Dut. "				38		292		640		258
{ Free. "				2,407		2,194		4,941		23,868
All other.										
{ Dut. "		2,488		5,911		27,831		22,323		15,807
{ Free. "		57,920		120,635		166,988		114,915		209,072
Totals, animals living.										
Articles imported by or for the use of the Dominion Government, or any of the Departments thereof, or by and for the Senate and House of Commons, &c.										
Army, military and naval clothing, musical instruments for bands, military stores and munitions of war		188,285		306,093		471,273		710,671		855,190
Bells, for use of churches		382,625		550,074		596,753		466,401		70,728
Bells and gongs, N.E.S.		2,982		6,830		6,614		13,572		3,879
Dut.		2,019		540		4,238		1,134		553

SESSIONAL PAPER No. 10

Blueing, laundry.....	Dut. Lbs.	156,827	16,123	199,873	14,517	195,633	17,562	153,695	16,082	20,224
Books, periodicals, &c. Advertising pamphlets, pictorial show cards, circulars, &c.....	Dut. Lbs.	29,001	7,703	27,518	7,254	41,366	10,476	29,875	6,348	34,858
Bibles, prayer books, psalm and hymn books and religious tracts, &c.....	Free		71,605		52,901		71,845		69,285	88,859
Newspapers and quarterlies, monthly and semi-monthly mag- azines and weekly literary pa- pers, unbound.....	"		28,151		27,589		36,775		35,524	34,327
Novels or works of fiction or liter- ature of a similar character, un- bound or paper bound or in sheets, &c.....	Dut.		14,706		13,904		21,861		12,653	15,229
Periodicals and pamphlets, N. E. S.	"		170,208		151,073		156,616		139,843	163,793
All other.....	(Free		57,925		33,265		38,488		37,033	49,127
	(Dut.		222,365		205,496		227,441		195,897	235,209
Totals, books, &c.....	(Free		157,681		133,528		162,540		136,507	186,922
Boot, shoe and stay laces.....	Dut.		40,153		45,325		61,265		65,448	62,818
Braces and suspenders and metal parts of.....	"		39,261		28,247		32,434		34,691	35,001
Breadstuffs— Arrowroot and tapioca.....	Dut. Lbs.	840,069	17,932	582,716	18,567	923,006	26,001	1,329,120	29,384	700,583
Biscuits.....	"	91,125	9,267	92,636	7,567	92,118	10,408	93,855	9,626	106,211
Rice, all kinds.....	"	2,913,435	75,480	15,537,220	223,665	5,661,991	123,121	4,581,210	98,526	11,523,524
All other.....	(Free		21,705		39,244		28,413		30,354	78,913
	(Dut.		124,354		288,983		187,943		167,890	304,325
Totals, breadstuffs.....	(Free						41		36	43
Bricks, clays and tiles— Bricks, building.....	Dut. M.	37	1,067	169	3,020	67	826	82	2,396	4,133
Bricks, fire, and stove linings, N. E. S.....	"		5,950		10,128		4,190		5,856	5,481
Bricks, fire, for use in process of manufacture.....	Free. M.	4,374	51,220	7,323	92,416	6,921	56,796	5,693	52,702	130,522
Bricks, paving.....	Dut. "	564	6,913	992	13,389	446	5,696	716	10,068	8,783
China clay.....	Free. Cwt.	119,387	40,495	93,665	33,564	101,849	32,821	121,274	45,252	46,322
Drain pipes, sewer pipes, chimney linings or vents, chimney tops and inverted blocks, glazed or unglazed.....	Dut		4,056		2,971		9,185		5,009	9,645

3-4 EDWARD VII., A. 1904

No. 20—Continued.

GREAT BRITAIN—Continued.

IMPORTS—Continued.

ARTICLES.	1899.		1900.		1901.		1902.		1903.	
	Quantity.	Value.	Quantity.	Value.	Quantity.	Value.	Quantity.	Value.	Quantity.	Value.
Bricks, clays and tiles— <i>Con.</i>										
Fire clay, unmanufactured.....										
Free.....		10,310		11,255		7,476		9,491		10,665
Dut.....		3,079		2,354		4,017		6,878		2,910
Free.....		1,909		4,368		197		5,175		3,080
Totals, bricks, &c.....		21,065		31,892		23,914		30,142		30,992
		103,964		111,603		97,290		112,620		190,529
Bristles.....	37,957	25,009	35,716	29,656	30,534	30,201	33,033	26,340	47,330	46,263
Brooms and brushes.....		15,272		16,013		16,070		19,432		18,916
Dut.....		30,451		33,023		30,424		36,728		48,936
Free.....		73,526		1		1,117		521		458
Candles.....		6,141		133,380		128,343		130,217		13,048
Carpets, mats and rugs—										
Carpets, N. E. S.....	118,347	81,400	191,615	111,855	218,945	129,627	184,334	115,550	16,005	9,798
All other.....		40,269		68,141		90,506		99,164		127,431
Totals, carpets, &c.....		121,609		179,996		220,133		214,714		137,229
Carriages—										
Bicycles and tricycles.....	26	727	6	244	12	492	11	377	25	1,394
parts of.....		8,205		3,740		10,168		5,370		5,795
Buggies and carriages.....	10	4,003	4	486	82	10,302	7	4,265	10	5,600
All other.....		4,403		3,641		8,652		6,498		8,512
Totals, carriages, &c.....		17,375		8,111		27,614		16,510		21,211
Celluloid and infs. of.....		1,746		2,293		1,520		3,753		6,418
xyloitic, xylolite in sheets										
blocks or balls, in the rough.....		11,774		10,435		17,836		20,495		22,066

SESSIONAL PAPER No. 10

	249,478	287,742	304,508	332,332	412,219
Curtains and shams.....	Dut.				
Drugs, dyes and chemicals—					
Aniline dyes and coal tar dyes in bulk or packages of not less than 1 pound.....	89,603	19,516	16,690	290,112	91,865
Amiline salts and arseniate of aniline.....	74,747	6,661	10,024	15,176	175,254
Borax.....	1,545,221	62,256	60,139	70,994	2,338,103
Brinstone, crude.....	5,583,320	12,836,592	8,796,746	140,469	9,713,766
Chloride of lime.....	3,356,810	39,431	33,219	2,054,995	2,296,676
Creom of tartar, in crystals.....	112,127	6,361	11,122	16,963	149,204
Extract of logwood.....	871,528	948,322	47,541	36,436	1,265,108
Gelatine and isinglass.....	47,228	19,107	12,599	13,741	13,338
Glycerine.....	668,953	1,599,817	1,982,054	217,446	1,529,863
Gums.....	44,782	171,951	105,553	58,518	56,125
Liquorice.....	97,697	10,264	11,469	7,236	102,388
Proprietary medicines, all kinds.....	170,353	4,413	4,541	5,266	44,537
Soda, bicarbonate of.....	3,363,242	54,298	76,758	71,489	80,146
Soda, nitrate of, soda ash, soda caustic, soda, bichromate of, sal soda and silicate of soda, in crystals or solution.....	18,682,266	23,953	24,048	27,440	24,592,281
All other.....					
Totals, drugs, dyes, &c.....	(Dut.)	609,426	704,581	643,531	667,545
	(Free.)	670,795	697,776	757,796	864,031
Earthenware and chinaware—					
Decorated, painted or stenciled, and all earthenware, N.E.S.....	217,082	217,414	233,115	315,169	425,988
China and porcelain ware.....	70,711	58,299	39,868	75,166	74,565
White granite or ironstone ware, C. C. or cream coloured ware.....	187,396	188,797	217,418	148,161	290,358
All other.....	100,781	103,911	151,685	146,416	84,369
Totals, earthenware, &c.....		568,421	702,086	684,912	785,270
Elastic.....	Dut.	66,553	61,388	78,297	73,741
Electric apparatus.....		12,473	8,480	13,745	53,214
Embroideries, N.O.P.....		18,278	29,026	22,745	35,517

3-4 EDWARD VII., A. 1904

No. 20—Continued.

GREAT BRITAIN—Continued.

IMPORTS—Continued.

ARTICLES.	1899.		1900.		1901.		1902.		1903.	
	Quantity.	Value.	Quantity.	Value.	Quantity.	Value.	Quantity.	Value.	Quantity.	Value.
Fancy goods—										
Bead ornaments and statuettes,										
N. E. S.		9,087		8,814		5,929		8,926		10,623
Beads, bracelets, cords, &c.		146,042		153,187		128,415		145,268		175,669
Feathers.		155,686		156,644		136,630		149,439		219,125
Flowers, artificial.		87,244		73,122		56,190		81,639		59,317
Laces, lace collars and similar		464,483		505,257		534,463		633,043		776,609
goods, &c.		29,685		31,451		32,119		40,368		38,796
All other		892,227		930,475		893,746		1,058,683		1,280,139
Totals, fancy goods.										
Fertilizers										
(Dut.)		565		5,820		3,427		6,253		6,186
(Free.)		730		8,485		5,141		308		16,918
Fisheries, articles for the use of										
(Dut.)		9,089		10,730		14,839		23,997		24,646
(Free.)		298,252		305,719		298,054		356,119		340,924
Fish and fish products										
(Dut.)		73,690		58,059		63,324		77,223		63,230
(Free.)		137								
Flax, hemp and jute, and mfrs. of										
Carpeting, rugs, matting and mats.										
Danask of linen, stair linen,		124,786		100,882		91,432		85,333		77,383
linen, napkins, doylies, tray										
cloths, quilts and like articles of										
linen, N. O. P.		345,447		381,943		408,977		429,551		529,949
Handkerchiefs		118,245		126,332		144,324		134,132		145,877
Hemp, undressed		545,044		540,387		376,849		623,104		547,789
Jute cloth, as taken from the										
loom, not coloured, cropped,										
mangle-d, pressed, calendared,										
not finished in any way.		11,700,321		614,222		14,135,163		620,667		17,681,499
Jute cloth not otherwise finished										
than bleached or calendared.		28,374		36,195		42,965		21,546		35,339
Dut.		731,914		759,316		777,924		429,087		775,663
Free.										
Totals, flax, hemp and jute, and mfrs. of										
carpeting, rugs, matting and mats.										
Danask of linen, stair linen,										
linen, napkins, doylies, tray										
cloths, quilts and like articles of										
linen, N. O. P.		13,338,507		14,135,163		19,455,077		838,233		735,221
Handkerchiefs		447,140		36,195		42,965		21,546		35,339
Hemp, undressed		759,316		777,924		775,663		429,087		775,663
Jute cloth, as taken from the										
loom, not coloured, cropped,										
mangle-d, pressed, calendared,										
not finished in any way.		11,700,321		614,222		14,135,163		620,667		17,681,499
Jute cloth not otherwise finished										
than bleached or calendared.		28,374		36,195		42,965		21,546		35,339
Dut.		731,914		759,316		777,924		429,087		775,663
Free.										
Totals, flax, hemp and jute, and mfrs. of										
carpeting, rugs, matting and mats.										
Danask of linen, stair linen,										
linen, napkins, doylies, tray										
cloths, quilts and like articles of										
linen, N. O. P.		13,338,507		14,135,163		19,455,077		838,233		735,221
Handkerchiefs		447,140		36,195		42,965		21,546		35,339
Hemp, undressed		759,316		777,924		775,663		429,087		775,663
Jute cloth, as taken from the										
loom, not coloured, cropped,										
mangle-d, pressed, calendared,										
not finished in any way.		11,700,321		614,222		14,135,163		620,667		17,681,499
Jute cloth not otherwise finished										
than bleached or calendared.		28,374		36,195		42,965		21,546		35,339
Dut.		731,914		759,316		777,924		429,087		775,663
Free.										
Totals, flax, hemp and jute, and mfrs. of										
carpeting, rugs, matting and mats.										
Danask of linen, stair linen,										
linen, napkins, doylies, tray										
cloths, quilts and like articles of										
linen, N. O. P.		13,338,507		14,135,163		19,455,077		838,233		735,221
Handkerchiefs		447,140		36,195		42,965		21,546		35,339
Hemp, undressed		759,316		777,924		775,663		429,087		775,663
Jute cloth, as taken from the										
loom, not coloured, cropped,										
mangle-d, pressed, calendared,										
not finished in any way.		11,700,321		614,222		14,135,163		620,667		17,681,499
Jute cloth not otherwise finished										
than bleached or calendared.		28,374		36,195		42,965		21,546		35,339
Dut.		731,914		759,316		777,924		429,087		775,663
Free.										
Totals, flax, hemp and jute, and mfrs. of										
carpeting, rugs, matting and mats.										
Danask of linen, stair linen,										
linen, napkins, doylies, tray										
cloths, quilts and like articles of										
linen, N. O. P.		13,338,507		14,135,163		19,455,077		838,233		735,221
Handkerchiefs		447,140		36,195		42,965		21,546		35,339
Hemp, undressed		759,316		777,924		775,663		429,087		775,663
Jute cloth, as taken from the										
loom, not coloured, cropped,										
mangle-d, pressed, calendared,										
not finished in any way.		11,700,321		614,222		14,135,163		620,667		17,681,499
Jute cloth not otherwise finished										
than bleached or calendared.		28,374		36,195		42,965		21,546		35,339
Dut.		731,914		759,316		777,924		429,087		775,663
Free.										
Totals, flax, hemp and jute, and mfrs. of										
carpeting, rugs, matting and mats.										
Danask of linen, stair linen,										
linen, napkins, doylies, tray										
cloths, quilts and like articles of										
linen, N. O. P.		13,338,507		14,135,163		19,455,077		838,233		735,221
Handkerchiefs		447,140		36,195		42,965		21,546		35,339
Hemp, undressed		759,316		777,924		775,663		429,087		775,663
Jute cloth, as taken from the										
loom, not coloured, cropped,										
mangle-d, pressed, calendared,										
not finished in any way.		11,700,321		614,222		14,135,163		620,667		17,681,499
Jute cloth not otherwise finished										
than bleached or calendared.		28,374		36,195		42,965		21,546		35,339
Dut.		731,914		759,316		777,924		429,087		775,663
Free.										
Totals, flax, hemp and jute, and mfrs. of										
carpeting, rugs, matting and mats.										
Danask of linen, stair linen,										
linen, napkins, doylies, tray										
cloths, quilts and like articles of										
linen, N. O. P.		13,338,507		14,135,163		19,455,077		838,233		735,221
Handkerchiefs		447,140		36,195		42,965		21,546		35,339
Hemp, undressed		759,316		777,924		775,663		429,087		775,663
Jute cloth, as taken from the										
loom, not coloured, cropped,										
mangle-d, pressed, calendared,										
not finished in any way.		11,700,321		614,222		14,135,163		620,667		17,681,499
Jute cloth not otherwise finished										
than bleached or calendared.		28,374		36,195		42,965		21,546		35,339
Dut.		731,914		759,316		777,924		429,087		775,663
Free.										
Totals, flax, hemp and jute, and mfrs. of										

SESSIONAL PAPER No. 10

Jute, flax or hemp yarn, plain, dyed or coloured, jute canvases, not pressed or calendered, imported by manufacturers of carpets, rugs and mats, jute webbing or jute cloth, hammocks, twines, floor-oilcloth and towels, for use in the manufacture of any of these articles only, in their own factories.....	Fre. Lbs.	113,948	1,092,881	89,906	1,151,688	98,559	1,896,723	147,390
	Dut. Yds.	126,148	735,660	59,934	1,446,385	118,777	1,047,167	89,581
Linen, brown or bleached.....	"	436,127	324,206	487,210	311,328	482,318	310,798	555,483
	"	129,453	408	145,963	576	176,052	620	160,130
Linen duck, canvas, huckabacks or other mfrs. of flax, N.E.S.	Lbs.	4,116	3,694	4,079	6,360
	Doz.	140,876	126,054	138,758	153,575
Linen thread.....	"	204,352	221,803	190,271	170,865
	"	697	13,663	7,196	5,111
Totals, flax, hemp, &c.....	{ Dut.	1,687,024	1,732,356	1,780,837	1,923,862
	{ Free.	1,269,254	1,101,085	1,507,092	1,435,511
Fruits—								
Dried fruits—								
Currants.....	Dut. Lbs.	189,429	114,772	8,670	99,595	4,766	199,012	6,646
	"	747,677	262,562	7,208	369,178	8,502	559,210	12,353
Dates.....	"	22,297	6,043	16,872	255,654	4,949	454,403	10,093
	"	286,993	23,091	24,949	590,474	30,409	222,740	11,528
Figs.....	"	8,717	433,273	3,810	19,575	1,914	219,963	7,933
	"	232,129	66,440
Raisins.....	"	6,240	4,174
	"	93,671
All other, including nuts.....	"
	"
Totals, fruits, dried.....								
	"	45,111	1,637,217	61,509	1,244,476	50,540	1,655,328	48,553
Green fruits—								
Grapes.....	Dut. Lbs.	256,120	316,482	25,091	404,367	29,912	484,907	34,761
	"	93,911	137,770	131,335	119,924	124,242
Oranges, lemons and limes.....	"	21	29	15	698	172
	{ Dut.	31
All other.....	{ Free.
	{ Dut.	117,246	157,354	156,501	150,534	159,155
Totals, fruits, green.....								
	"	31
Preserved fruits—								
Jellies, jams and preserves.....	Dut. Lbs.	787,532	779,622	56,497	723,860	52,334	1,033,853	72,314
	"	322,062	395,190	21,401	429,338	20,570	518,029	22,533
Fruits in air tight cans.....	"	2,393	2,863	1,737	1,948
	{ Free.	134
All other.....	{ Dut.
	{ Free.
Totals, fruits, preserved.....								
	{ Dut.	48,891	72,657	80,761	74,641	96,785
	{ Free.	134

3-4 EDWARD VII., A. 1904

No. 20.—Continued.

GREAT BRITAIN.—Continued.

IMPORTS—Continued.

ARTICLES.	1899.		1900.		1901.		1902.		1903.	
	Quantity.	Value.	Quantity.	Value.	Quantity.	Value.	Quantity.	Value.	Quantity.	Value.
Fruits.		(Dut.		292,244		298,771		275,745		304,493
		(Free.		134		31				
Furs and manufactures of.		(Dut.		297,665		393,787		336,498		310,129
		(Free.		250,457		283,206		339,253		383,171
Glass and manufactures of— Common and colourless window glass and plain, coloured opaque, stained or tinted or mottled in sheets										
			5,633,355	6,124,964	5,080,426	155,881	6,263,909	201,115	7,840,019	223,049
Plate glass, not bevelled, in sheets or panes, not exceeding 25 sq. ft. each, N.O.P.										
Plate glass, not bevelled, N.E.S.										
All other										
Totals, glass and mfrs. of.		280,128		364,919		351,472		388,504		460,945
Gloves and mitts, all kinds		(Dut.		208,849		213,989		199,590		270,667
		(Free.		24,344		25,529		27,028		34,327
Glue, glue stock and mangle.										
Grasses, fibres and mfrs. of		(Dut.		393		1,554		1,362		272
		(Free.		1,184		6,517		35,140		110,583
Grease, all kinds		(Dut.		461		509		895		124
		(Free.		7,267		10,208		26,626		17,961
Gunpowder and other explosives.		(Dut.		158,891		6,043		110,932		168,104
		(Free.		82,473		78,168		117,812		446,811
Gutta percha, India rubber and manufactures of		(Dut.		119,523		154,944		217,812		7,119
		(Free.		9,614		254		5,966		7,357
Hair and manufactures of		(Dut.		8,945		7,286		8,041		16,630
		(Free.		17,990		2,824		11,402		

SESSIONAL PAPER No. 10

Hats, caps and bonnets— Beaver silk or felt	Dut.	503,704	604,508	533,144	560,553	445,962
Straw, grass, chip or other material, N.E.S.	"	249,288	227,916	271,716	257,301	250,643
All other, including materials for same	{ Free.	45,043	49,833	63,735	25,075	37,616
Totals, hats, caps, &c.	{ Dut.	794,977	882,277	889,442	842,929	734,221
	{ Free.	45,043	69,482	63,735	76,865	75,601
Hides and skins other than fur	Free.	880,327	1,008,698	680,730	1,122,569	1,301,762
Hops	Dut. Lbs.	21,416	18,462	19,040	23,631	20,324
Latex, writing and printing	"	20,839	19,195	21,678	22,165	23,433
Ivory and manufactures of	{ Free.	36	27	9	69	27
Jewellery	{ Dut.	16,359	21,735	27,368	14,030	9,898
Blank, old or oakum	{ Free. Cwt.	39,161	47,877	67,619	69,413	74,336
		20,364	32,670	20,621	26,573	31,960
Leather and manufactures of— Boots and shoes	Dut.	20,237	9,628	18,694	34,178	29,435
Calf, kid, lamb and sheep skins	"	39,235	20,820	34,135	41,461	60,145
Leather, belting leather of all kinds	"	38,377	58,354	38,556	51,967	39,335
Leather belting	"	17,698	38,690	24,687	11,166	25,422
Upper leather, including Dongola, condyvan, kangaroo, &c., dressed, waxed or glazed	"	19,582	16,210	24,987	30,972	24,036
All other	"	65,139	77,453	63,905	88,006	117,373
Totals, leather and mfrs. of	"	290,248	221,157	294,974	257,750	316,966
Machine card clothing	Dut.	36,933	23,841	24,191	21,903	37,489
Marble and manufactures of	"	3,312	3,869	4,750	2,694	2,631
Metals and minerals and mfrs. of— Brass and manufactures of	{ Dut.	43,894	47,563	47,177	54,273	86,586
	{ Free.	57,016	72,845	69,801	69,006	79,135
Copper and manufactures of— Copper in strips, sheets or plates, not planished or coated, &c.	Free. Cwt.	31,533	38,397	3,279	60,946	25,395
Copper in pigs or ingots	"	7,094	24,014	17,539	28,621	3,349
All other	{ Dut.	4,022	3,482	4,056	4,056	4,854
	{ Free.	28,583	12,480	14,730	8,517	7,312
Totals, copper and mfrs. of	{ Dut.	4,022	5,482	4,590	4,056	9,854
	{ Free.	67,210	74,891	35,548	98,084	36,036

3-4 EDWARD VII., A. 1904

No. 20—Continued

GREAT BRITAIN—Continued.

IMPORTS—Continued.

Articles.	1899.		1900.		1901.		1902.		1903.	
	Quantity.	Value.	Quantity.	Value.	Quantity.	Value.	Quantity.	Value.	Quantity.	Value.
Metals and minerals and mfrs. of— <i>Cont.</i>										
Gold and silver and mfrs. of..... Dut.		59,974		55,001		62,333		58,100		75,191
		%		%		%		%		%
Iron and steel and mfrs. of—										
Agricultural implements..... Dut.		16,451		25,265		21,527		19,356		23,605
Bar iron or steel rolled whether in coils, bundles, rods or bars, comprising rounds, ovals, squares and flats, and rolled shapes, N.O.P..... Dut.	27,030	61,062	82,480	175,051	18,519	12,236	128,250	214,984	364,281	544,861
Claims..... Dut.		30,641		44,869		27,069		55,219		92,080
Cream separators and steel bowls for..... Free.		75,879		65,883		61,079		130,864		174,275
Hardware, viz.— Builders, cabinetmakers, upholsterers, &c. Dut.		297,884		261,184		288,253		295,033		353,302
Hoop, band, scroll or strip of iron or steel..... Dut.	7,450	41,403	25,192	45,302	7,563	39,016	19,823	58,377	38,117	67,615
Iron in pig, kettledge and cast scrap iron..... Free.	31	13,603	301	46,083	41	19,069	90	55,843	248	65,277
Iron or steel ingots, cogged ingots, blooms, slabs, billets, puddled bars, and loops or other forms, N.O.P., less finished than iron or steel bars, but more advanced than pig iron, except castings..... Dut.	14,953	20,015	206,888	289,373	4,720	6,045	189,609	221,520	213,712	239,459
Iron or steel, beams, sheets, plates, angles and knees, for iron, steel or composite ships or vessels..... Free.	3,393	7,239	11,092	26,654	4,061	12,249	6,990	14,112	104,370	150,181

SESSIONAL PAPER No. 10

Totals, zinc and mfrs. of.	(Dut.)	896	800	133	896	757	297
	(Free.)	47,931	45,744	32,391		56,992	95,798
Miscellaneous metals and minerals and mfrs. of—							
Pins, N. O. P.	(Dut.)	15,433	17,200	24,051		27,698	32,065
Type for printing	"	19,798	19,326	29,739		27,202	25,985
Yellow metal, in bars, bolts and for sheathing	(Free. Cwt.)	25,354	29,670	35,744	4,213	52,376	39,005
All other.	(Dut.)	47,811	63,173	56,645		66,124	69,423
	(Free.)	53,493	61,790	37,107		67,262	57,697
Totals, miscellaneous metals (Dut.)		83,042	99,639	110,455		121,024	127,474
and minerals and mfrs. of. (Free.)		78,847	91,460	72,851		119,638	96,702
<i>Recapitulation.</i>							
Metals and minerals and mfrs. of. (Dut.)		2,742,361	4,721,432	2,497,337		5,135,622	7,782,998
	(Free.)	1,685,393	3,564,205	2,585,470		3,638,649	5,085,697
Musical instruments.	(Dut.)	11,177	7,284	9,943		8,130	11,163
	(Free.)					868	738
Mustard—							
Ground	(Dut. Lbs.)	58,964	54,319	68,194	315,815	69,337	69,940
All other.	"	12	185	14		196	312
Totals, mustard.	"	58,976	54,504	68,208		69,533	70,252
Oils—							
Mineral oils	(Dut. Galls.)	1,351	1,666	2,042	6,129	1,530	442
	(Free. ")	242	1,081	337	44,843	5,007	2,003
Fish oils	(Dut. ")	1,284	1,235	762	3,831	2,063	622
Animal, vegetable and lubricating oils—							
Castor oil	(Dut. Galls.)	35,804	27,352	22,826	84,248	41,334	49,892
Flax seed or linseed oil.	"	322,380	471,678	431,801	650,943	387,255	276,967
All other.	(Free.)	25,154	37,674	52,209		59,644	59,904
	(Free.)	9,648	8,194	53,657		41,226	66,695
Totals, animal, vegetable, &c. (Dut.)		383,338	536,704	486,836		488,233	386,363
oil. (Free.)		9,648	8,194	53,657		41,226	66,695
<i>Recapitulation.</i>							
Oils	(Dut.)	385,973	539,625	489,640		491,826	387,427
	(Free.)	9,890	9,275	53,994		46,233	68,698

3-4 EDWARD VII., A. 1904

No. 20—Continued. Imports—Continued.

GREAT BRITAIN—Continued.

ARTICLES.	1899.		1900.		1901.		1902.		1903.	
	Quantity.	Value.	Quantity.	Value.	Quantity.	Value.	Quantity.	Value.	Quantity.	Value.
Oilcloth and oiled silk, &c.	45,742	20,457	39,709	16,587	66,607	26,527	34,827	14,001	13,955	
Oilcloth, floor &c.	643,285	211,144	813,982	297,657	859,737	317,697	982,092	352,931	453,535	
Totals, oilcloth &c.	688,977	231,201	853,641	284,244	926,344	344,194	1,016,919	366,932	467,490	
Optical instruments, &c.		15,843		16,391		15,753		18,068	17,913	
		2,987		7,201		4,099		3,946	4,831	
Packages, all kinds.		275,422		326,799		346,869		342,172	340,824	
		676		946		153		60	60	
Paintings in oil or water colours, prints, engravings, drawings, building plans, photographs and pictures, N. E. S.		30,388		41,256		51,363		42,399	14,063	
		361,896		255,978		172,341		331,816	250,143	
Paints and colours—										
Colours dry, N. E. S.	231,443	15,725	187,186	11,304	113,004	11,013	166,216	14,070	370,902	15,923
Colours and paints, pulped or ground in oil or other liquids, and all liquid, prepared or ready-mixed paints, N. E. S.	561,194	37,032	716,381	39,546	435,451	33,865	488,206	32,567	535,754	33,831
Prv white and red lead, orange mineral, &c.	4,014,909	157,118	5,255,485	221,546	3,132,287	135,256	3,562,848	124,059	4,029,912	135,666
Putty	7,206	25,941	4,980	20,509	7,102	32,268	8,619	28,913	8,203	25,311
Paris green, dry	203,213	21,511	211,051	28,220	270,226	24,168	400,917	50,310	415,552	44,331
Whiting or whitening, Gilders' whiting and Paris white	130,972	32,628	125,027	33,098	202,766	56,813	146,566	37,572	128,978	32,996
All other		18,710		18,959		21,420		23,997	32,255	
		4,028		5,466		3,712		2,706	3,911	
Totals, paints and colours.		250,096		319,554		225,722		245,003	262,206	
		62,597		59,073		92,743		69,191	62,218	

3-4 EDWARD VII., A. 1904

No. 20.—Continued.
GREAT BRITAIN.—Continued.
IMPORTS—Continued.

Articles.	1899.		1900.		1901.		1902.		1903.	
	Quantity.	Value.	Quantity.	Value.	Quantity.	Value.	Quantity.	Value.	Quantity.	Value.
Sottlers, effects.....		£		£		£		£		£
Silk and mths. of—										
Clothing.....		170,048		161,137		132,052		126,864		130,227
Fabrics.....		1,031,705		1,333,468		1,318,712		1,480,332		1,480,922
Handkerchiefs.....		31,450		42,128		41,783		38,201		45,342
Velvets, velveteens, plush fabrics, N. E. S.....	614,501	225,434	570,923	201,457	451,714	166,783	460,669	196,993	538,174	252,897
All other.....		91,913		69,210		78,023		86,993		83,906
		647				36		143		733
Totals, silk and mths. of.....		1,550,750		1,807,430		1,737,383		1,929,383		1,972,354
		647				36		143		733
Soap—										
Common or laundry.....	3,117,146	157,494	3,817,319	200,110	1,754,729	88,190	80,755	3,487	28,908	1,557
Perfume or toilet.....		84,464		24,308		21,175		24,784		27,865
All other.....		145,778		6,127		11,074		9,696		3,483
Totals, soap.....	3,347,388	187,615	4,037,818	230,515	2,052,498	120,439	366,149	37,967		34,845
Spices—										
Ginger and spices, all kinds, N. E. S.....	722,829	67,378	925,236	100,156	1,056,518	111,543	1,220,307	132,381	968,133	107,777
Nutmegs and mace.....	83,079	20,248	97,927	23,888	78,439	17,872	83,779	19,085	88,779	19,329
Totals, spices.....	805,908	87,626	1,023,163	124,044	1,135,007	129,415	1,304,086	151,466	1,056,932	127,106
Spirits and wines—										
Brandy.....	17,984	39,812	19,876	46,861	21,412	51,261	21,297	52,209	17,728	32,792
Gin.....	51,876	53,034	69,949	69,363	80,630	76,883	62,464	66,648	58,841	66,307
Rum.....	28,617	13,605	32,953	21,837	28,068	21,219	23,233	15,867	31,228	19,235
Whiskey.....	370,912	513,351	426,821	608,943	476,220	679,356	470,565	662,048	527,217	786,855

SESSIONAL PAPER No. 10

All other spirits	Dut.	Galls.	4,797	14,395	7,505	21,566	8,754	21,370	5,968	13,933	3,368	9,445
Wines, non-sparkling	"	"	30,568	38,661	32,357	48,330	26,872	39,117	21,214	31,560	20,110	31,339
Wines, sparkling	"	"	3,804	28,334	1,322	10,701	1,974	17,833	990	7,960	1,362	10,798
Totals, spirits and wines	"	"	508,558	694,192	590,766	827,541	643,930	906,389	605,641	50,305	659,954	956,771
Stone and mfrs. of	{	{										
	Dut.		46,341			50,489				53,955		63,404
	Free.		855			2,786				2,734		5,138
Sugar, syrup and molasses—												
Sugar, refined	Dut.	Lbs.	7,162,134	170,372	2,773,278	69,610	9,308,989	248,190	8,167,431	178,928	3,789,618	74,907
" unrefined	"	"	131,127	3,344	886,848	22,176	18,523,542	401,062	6,008,537	127,377		
Sugar candy, brown or white, and confectionery, including sweetened gums, caudied peel and pop corn	"	"	616,391	57,969	621,657	66,790	911,551	80,325	839,954	83,460	1,148,213	107,944
Syrup or molasses	"	"		195		26,771		99,897		26,159		1,161
All other	"	"		583		258		1,725				191
Totals, sugar, &c.	"	"	232,413			185,605		831,199		415,924		184,263
Table cloths, all kinds	Dut.			50,363		36,569		36,457		29,883		
Tar, coal and pitch	Free.	Galls.	1,175,885	41,521	1,279,122	48,598	1,057,395	31,704	682,212	28,722	795,864	41,360
Tea	{	{	16,729	3,477	2,934	904	35,994	6,554	5,727	1,079	15,662	2,263
	Free.	"	4,072,673	786,757	4,446,358	747,432	4,733,476	685,445	5,292,188	842,641	6,099,425	946,138
Tobacco and mfrs. of	{	{	51,798	46,253	70,733	65,887	80,949	80,949	98,298	102,286	132,996	132,940
	Dut.	"	1,316	215	4,683	861	14,858	1,708			612,666	76,797
Tobacco pipes of all kinds, pipe mounts, cigar and cigarette holders and cases for same, smokers' sets and cases therefor, and tobacco pouches	Dut.			55,798		70,001		92,190		129,212		162,832
Umbrellas, parasols, &c.	{	{		120,527		101,473		68,400		60,785		50,431
	Free.	Galls.	12,585	30,789	11,928	35,457	13,222	34,753	13,727	34,753	12,689	33,424
Varnish, lacquers, &c.	{	{		48	200		111	25	77	93	52	116
Vegetables	Dut.			16,451		23,058		32,481		32,804		29,722
Vinegar	"	Galls.	30,265	7,749	32,178	8,332	39,072	11,349	38,758	14,042	36,187	16,080
Watches and parts of	"	"		13,947		8,784		10,552		12,618		22,526
Webbing	"	"		43,290		51,427		53,309		46,170		48,148
Wood and mfrs. of	{	{		52,908		74,980		74,524		60,909		101,811
	Free.			1,177		10,464		15,528		7,631		13,517
Wool and mfrs. of—												
Blankets	Dut.	Lbs.	102,922	39,190	93,395	41,686	76,635	26,969	71,012	25,098	106,811	38,601
Carpets, Brussels	"	Yds.	646,898	398,960	796,181	482,618	645,689	406,145	657,577	414,118	848,135	545,913
" tapestry	"	"	1,421,066	457,381	1,384,087	455,180	1,388,766	460,679	1,564,080	559,757	1,828,041	649,454
" other	"	"	38,865	21,277	47,805	26,030	63,634	38,936	137,395	93,519	343,543	241,642

3-4 EDWARD VII., A. 1904

No. 20—Continued.

GREAT BRITAIN—Continued.

IMPORTS—Concluded.

Articles.	1899.		1900.		1901.		1902.		1903.	
	Quantity.	Value.	Quantity.	Value.	Quantity.	Value.	Quantity.	Value.	Quantity.	Value.
		£		£		£		£		£
Wool and wools, of— <i>Cont.</i>										
Cassimeres, cloths and dooskins.	Dut. Yds.	1,463,812	1,269,940	3,447,684	1,783,560	3,551,530	1,839,883	4,105,190	2,294,538	
Clothing, ready-made.	" Yds.	476,036	448,614	461,214	461,214	500,728	500,728	632,684	633,040	
Coatings and overcoatings.	" Yds.	925,290	579,949	962,602	476,932	1,108,289	632,684	1,586,860	927,597	
Fabrics composed wholly or in part of wool, worsted, &c.	"		2,589,017		2,357,290		2,506,831		2,631,978	
Felt, pressed, of all kinds, not filled or covered by or with woven fabric.	"									
Flannels.	"									
Knitted goods, including knitted underwear, N. E. S.	" Lbs.	97,180	35,099	68,497	27,000	68,004	25,897	69,071	23,595	
Noils being the comb wool which falls from the combs in worsted factories, and worsted tops, N. E. S.	" Yds.	404,589	54,265	444,019	68,401	448,929	79,611	400,956	69,452	
Shawls.	"									
Stocks and stockings.	"									
Hosiery, N. E. S.	"									
Tweeds.	"									
Undershirts and drawers.	"									
Wool not further prepared than washed, N. E. S.	"									
Yarns.	"									
All other.	"									
Totals, wool and wools, of.	(Dut. (Free.	7,605,467	7,943,274	8,881,911	7,940,370	8,881,911	8,881,911	11,134,201	11,134,201	
	(Free.	755,680	904,194	645,331	645,331	890,026	890,026	790,436	790,436	
All other articles imported.	(Dut. (Free.	282,384	311,801	329,939	329,939	333,173	333,173	339,007	339,007	
	(Free.	115,369	179,674	73,455	73,455	72,022	72,022	89,256	89,256	

SESSIONAL PAPER No. 10

<i>Recapitulation.</i>									
Imports, dutiable.....	27,450,325	32,286,198	31,868,310	35,339,879	42,438,595				
" free.....	9,366,340	12,676,349	11,097,818	13,914,473	16,526,248				
Total imports (net).....	36,816,665	44,962,547	42,966,128	49,244,352	58,964,843				
Coin and bullion.....	128,800	509,747	198,169	191,036	103,863				
Total imports.....	36,945,465	45,472,294	43,164,297	49,435,388	59,068,706				
" exports.....	99,091,855	107,736,368	105,328,956	117,320,221	131,292,321				
Total trade.....	136,037,320	153,208,662	148,493,253	166,755,609	190,271,027				

SESSIONAL PAPER No. 10

All other Bush.	49,680	42,833	15,867	17,700	10,230	11,799	18,578	18,331	5,090	7,327
Totals, grain. "	43,667,369	41,294,398	43,937,597	21,989,556	41,260,939	22,913,690	42,145,330	28,611,617	43,962,369	31,180,778
Grain products										
Bran Cwt.	118,125	120,936	123,188	100,014	88,213	64,386	80,074	61,920	130,506	93,292
Oatmeal Bbls.	116,324	38,402	140,195	456,843	147,307	453,326	87,936	329,042	131,224	481,605
Wheat flour. "	343,928	2,102,261	453,073	1,665,708	779,713	2,732,132	648,195	2,290,056	633,250	2,338,667
All other. "	1,108	2,530	5,200	12,426	14,934	25,021	20,697	30,317	8,080	23,310
Totals, grain products.	2,609,739	2,985,021	2,285,021	2,285,021	2,285,021	3,244,865	2,720,335	2,720,335	2,986,874	2,986,874
Breadstuffs, other	86,132	22,235	22,235	22,235	19,291	19,291	20,873	20,873	19,485	19,485
<i>Recapitulation.</i>										
Breadstuffs	26,940,269	27,246,612	27,246,612	27,246,612	26,177,846	26,177,846	31,352,825	31,352,825	34,137,137	34,137,137
Carriages, bicycles, &c., and parts of—										
Bicycles. No.	288	12,956	57	2,843	1,725	51,395	1,206	38,564	137	4,006
Carriages "	36	6,570	12	2,905	38	4,196	19	7,010	37	4,003
Carts "	87	3,135	107	4,271	38	1,800	47	2,069	4	2,262
All other.	3,263	3,263	3,263	3,630	9,925	9,925	20,349	20,349	14,940	14,940
Totals, carriages, &c.	25,864	15,649	15,649	15,649	70,316	70,316	67,932	67,932	23,211	23,211
Clothing and wearing apparel.	7,139	31,181	31,181	31,181	289,188	289,188	14,743	14,743	31,367	31,367
Coal, coke, &c.	65,176	477,939	477,939	477,939	477,939	477,939	49,621	49,621	93,531	93,531
Cordage, rope and twine.	94,871	137,394	137,394	137,394	131,610	131,610	29,164	29,164	20,752	20,752
Cotton and manufactures of	39,830	53,746	53,746	53,746	63,353	63,353	166,812	166,812	84,108	84,108
Drugs, dyes, chemicals, &c.—										
Extract of hemlock bark. Bbls.	6,522	77,607	5,355	64,389	4,125	52,190	5,514	66,814	4,398	53,376
All other.	38,742	115,556	115,556	115,556	128,356	128,356	128,796	128,796	123,518	123,518
Totals, drugs, dyes, &c	116,349	179,945	179,945	179,945	180,546	180,546	195,610	195,610	176,894	176,894
Fertilizers	8,456	8,456	8,456	8,456	8,456	8,456	8,456	8,456	8,456	150
Fish and fish products—										
Codfish, dry salted. Cwt.	19,253	74,582	19,921	83,704	22,359	61,023	30,500	122,119	28,273	115,555
Lobsters, canned. Lbs.	4,419,871	924,445	3,263,450	760,026	3,115,508	697,743	4,156,057	882,480	4,004,568	925,715
Salmon, canned. "	24,058,035	2,296,242	34,027,556	2,648,398	28,107,945	2,322,111	43,867,581	4,735,613	21,675,368	2,439,499
All other. "	13,313	43,437	43,437	43,437	21,537	21,537	78,080	78,080	37,943	37,943
Totals, fish, &c	3,313,632	3,534,585	3,534,585	3,534,585	3,102,414	3,102,414	5,818,292	5,818,292	3,538,712	3,538,712

3-4 EDWARD VII., A. 1904

No. 20—Continued.
GREAT BRITAIN—Continued.
EXPORTS—Continued.

ARTICLES.	1899.		1900.		1901.		1902.		1903.	
	Quantity.	Value.	Quantity.	Value.	Quantity.	Value.	Quantity.	Value.	Quantity.	Value.
Flax, hemp, jute and manufactures of—										
Flax.....	55	274			10	64				
Tow.....					10	64				
Totals, flax, hemp, &c.....										
Fruits—										
Apples, dried.....	574,482	38,132	321,911	22,597	656,247	23,543	120,390	8,009	539,865	29,143
" green.....	974,942	2,415,702	896,435	2,423,979	643,945	1,422,665	490,498	1,495,567	973,818	2,696,937
All other.....		283,308		251,688		159,576		131,820		378,973
Totals, fruits.....		2,737,142		2,697,361		1,605,784		1,635,336		3,105,053
Furs and skins—										
Furs and skins the produce of marine animals.....		291,300		537,099		260		527,788		347,480
Furs, undressed.....		1,138,887		1,439,925		1,247,119		1,116,775		1,439,316
All other.....		28,745		45,414		11,813		25,105		12,778
Totals, furs and skins.....		1,458,832		2,022,038		1,259,192		1,669,668		1,799,574
Hair.....		9,584		9,930		15,711		15,664		29,321
Hay.....	34,700	258,604	47,718	378,946	51,644	459,235	212,196	1,702,904	163,178	1,421,506
Hides and skins other than fur, including horns, hoofs, tails and pelts.....		7,414		6,421		174,601		32,600		77,666
Leather and manufactures of—										
Sole and upper, including leather N.E.S. Lhs.	7,102,143	4,450,199	6,027,665	1,406,029	7,181,750	1,820,093	8,880,353	1,803,859	9,305,667	2,015,285
All other.....		53,573		188,142		201,280		236,113		48,339
Totals, leather and mfrs. of.....		1,505,772		1,594,171		2,021,373		2,039,972		2,063,624

SESSIONAL PAPER No. 10

Timber, square:—Ash.....	Tons.	2,932	34,833	11,725	43,352	4,305	57,947	3,027	43,317	2,059	26,623
" Birch.....	"	25,716	201,681	22,254	210,400	21,826	217,245	10,701	106,577	19,616	193,971
" Elm.....	"	15,327	221,663	13,533	202,670	15,375	270,068	13,016	246,068	13,686	295,596
" Oak.....	"	25,490	534,472	19,423	404,520	15,580	314,545	15,280	335,659	17,073	433,694
" Pine, red.....	"	5,259	61,061	5,600	65,601	8,245	131,279	2,105	27,689	10,733	217,228
" white.....	"	96,564	1,338,009	76,283	1,231,543	49,941	905,762	46,446	936,747	57,786	1,294,716
All other.....	"	2,266	43,578	2,181	40,172	9,237	158,415	2,610	44,156	3,222	63,630
Wood, blocks and other for pulp.....			28,099		38,370		32,138		120,445		
All other wood, unmanufactured.....			23,977		39,420		112,339		49,543		14,245
Totals, wood, unmanufactured.....			15,814,850		15,285,279		15,872,764		14,120,342		16,751,349
Wood, manufactured—											
Household furniture.....			271,883		238,730		163,655		184,796		223,684
Doors, sashes and blinds.....			360,592		267,602		164,903		231,770		249,351
Matches and match splints.....			253,807		78,969		81,387		45,887		110,117
Spool wood and spools.....			168,586		65,431		87,913		105,012		113,498
Wood pulp.....			671,704		562,178		324,722		818,580		1,129,173
All other wood, mfd.....			301,435		302,533		231,481		279,955		292,353
Totals, wood, manufactured.....			2,028,067		1,535,463		1,684,061		1,666,000		2,093,176
<i>Recapitulation.</i>											
Wood and mfrs. of.....			17,842,917		16,820,742		17,536,825		15,786,342		18,824,525
Wood and manufactures of—											
Wood, raw.....		59,394	9,350	241,062	48,129	95,100	19,340	81,963	12,575	285,178	39,229
Woolens.....			10,213		27,679		12,399		43,367		21,354
Totals, wool and mfrs. of.....			19,563		75,808		31,739		55,942		60,583
All other articles exported.....			483,373		686,406		949,784		1,082,000		879,182
<i>Recapitulation.</i>											
Exports, home produce.....			85,113,681		96,562,875		92,887,525		109,347,345		125,199,980
" foreign.....			13,973,300		11,173,093		12,471,431		7,970,876		6,002,118
Total exports (mdsc.).....			99,086,981		107,735,968		105,358,956		117,318,221		131,202,098
Coin and bullion.....			4,874		400		2,000				223
Total exports.....			99,091,855		107,736,368		105,358,956		117,320,221		131,202,321
" imports.....			36,945,465		45,472,294		43,164,297		49,435,388		59,008,706
Total trade.....			136,037,320		153,208,662		148,493,253		166,755,609		190,271,027

3-4 EDWARD VII., A. 1904

No. 20—Continued.

IMPORTS.

AUSTRALASIA.

IMPORTS.

ARTICLES.	1899.		1900.		1901.		1902.		1903.	
	Quantity.	Value.	Quantity.	Value.	Quantity.	Value.	Quantity.	Value.	Quantity.	Value.
Drugs, dyes, chemicals, &c.....		3,025								
Fertilizers.....		5				9,894				5,182
Flax, hemp, jute and mfrs. of.....		1,626		1,281		1,767		4,038		16,907
Fruits.....		575						1,386		2,250
Furs and mfrs. of.....		822		12				17		9,853
Hides and skins, other than fur.....		39,128		88,807		6,813		1,972		15,264
Leather and mfrs. of.....						303		22,802		250
Metals and minerals and mfrs. of—										
Tin in blocks, pigs and bars.....	1,142	26,949	2,098	62,673	2,536	64,566	1,205	29,422	1,155	33,953
" plates and sheets.....			13,010	39,838	6,000	16,608				
All other metals and minerals and mfrs. of.....		547		3,025				87		
Totals, metals, &c.....		27,496		108,233		81,174		29,422		33,953
Oils.....		18		65		26				
Precious stones and imitations of.....	1,394	124	1,086	856					224	72
Provisions—										
Butter.....	6,720	1,255	33,600	5,450	21,640	4,580	7,120	1,411	40,320	8,883
Meats—										
Canned meats and canned poultry and game.....	271,515	20,787	201,950	17,867	86,988	8,790	157,096	17,293	32,495	3,005

SESSIONAL PAPER No. 10

Mutton and lamb, fresh.....	Dut. Lbs.	670,728	23,433	354,502	14,902	330,151	14,847	232,164	9,742	724
Other meats.....	"		623		1,208		208		8,797	
Totals, provisions.....	{ Dut. Lbs. { Free.		46,118	39,427			28,425		37,293	12,612
Settlers' effects.....	Free.		5,245	790			910		754	12,500
Sugar and molasses—										
Sugar	Dut. Lbs.	17,980,041	427,965	16,890,649	404,200	44,890	1,588			145
All other sugar and molasses.....	"		334		163		26		257	
Totals, sugar, &c.....	"		428,299	404,363			1,614		257	145
Wood and mfrs. of	{ Dut. Lbs. { Free.		180				167			599
Wood and mfrs. of—										
Wool not further prepared than										
washed, N.E.S.	Free, Lbs.	46,638	8,427	46,930	9,844	71,155	13,379	295,402	46,897	9,318
All other.....	{ Dut. Lbs. { Free.									175
Totals, wool and mfrs. of....	"		8,427	9,844			13,379		46,897	9,318
All other articles imported	{ Dut. Lbs. { Free.		703	1,433	1,433		1,755		1,074	1,022
Imports, dutiable.....	"		1,158	1,904	1,904		1,121		692	18,487
Imports, free.....			477,591	449,606	449,606		33,972		40,856	16,536
Total imports (mfrs.).....			85,389	210,805	210,805		130,444		116,381	123,899
Coin and bullion			562,950	660,411	660,411		164,416		157,237	140,435
Total imports.....			563,361	660,411	660,411		164,416		157,237	140,435
" exports.....			1,527,810	1,633,173	1,633,173		2,311,405		2,940,247	3,392,399
Total trade.....			2,091,171	2,313,584	2,313,584		2,475,821		3,097,484	3,532,834

Recapitulation.

3-4 EDWARD VII., A. 1904

No. 20—Continued.

EXPORTS.

AUSTRALASIA—Continued.

ARTICLES.	1899.		1900.		1901.		1902.		1903.	
	Quantity.	Value.	Quantity.	Value.	Quantity.	Value.	Quantity.	Value.	Quantity.	Value.
Ashes, pot and pearl..... Bels.	2	70	30	1,033	36	912	20	650	20	645
Books, &c.....		3,106		15,788		5,900		5,548		9,892
Breadstuffs—										
Grain—Wheat..... Bush.	18,580	15,583	11,350	8,934	10,585	9,800	3,289	3,483	103,785	72,615
All other..... " "									126,566	56,878
Totals, grain..... " "	18,580	15,583	11,357	8,944	10,585	9,800	3,289	3,483	230,351	129,493
Grain products—										
Flour of wheat..... Bels.	17,107	72,287	39,560	101,856	47,484	200,947	69,118	231,636	174,763	587,597
Oatmeal..... " "	50	277	228	1,432		80	20	80	1,301	7,253
All other..... " "			20	80						
Totals, grain products..... " "	17,157	72,564	39,808	103,368	47,484	201,947	69,138	231,716	173,064	594,850
Breadstuffs, other.....		20				12				42
<i>Recapitulation.</i>										
Breadstuffs.....		88,167		112,312		219,759		235,199		724,385
Carrriages, &c.—										
Bicycles..... No.	4,747	191,029	4,839	161,236	7,575	252,283	7,373	233,400	3,655	112,998
Carrriages..... " "	23	2,369	67	7,060	18	2,550	12	1,100	223	21,157
All other.....		16,932		16,365		57,234		80,631		58,849
Totals, carrriages.....		210,330		184,861		312,067		315,134		192,974
Clothing.....				18,134		21,873		8,713		7,920

SESSIONAL PAPER No. 10

Coal, coke, &c.	8,009	27,744	5,982	20,937						274	822
Cordage, twine, &c.		88,723		113,109			2,026	492,965			228,275
Cotton and mfrs. of		42,782		25,570			23,342	12,897			45,023
Drugs, dyes, chemicals, &c.											
Fish and fish products—											
Salmon, fresh	1,000	81	59,608	4,421	27,863		1,803	35,761	2,491	50,383	3,821
" smoked	100	12			506		56	4,020	464	1,126	114
" canned	935,877	63,308	2,420,267	198,776	2,121,234		182,282	2,171,314	191,839	985,970	78,448
" pickled					10		92	266	1,246	54	348
All other		80		247			3,251		3,293		7,933
Totals, fish, &c.		63,541		203,444			187,484		199,336		90,700
Fruits	4,000	1,808	3,740	1,650	13,480		2,789	54,305	35		250
Gumpowder and other explosives		810		781					13,989		11,990
Gutta percha				27,565			56,938		64,175		58,740
Hops			11,705	3,475							
Leather and mfrs. of—											
Boots and shoes		1,837		17,274			11,471		11,735		12,928
All other		4,122		1,011			2,213		6,665		31,230
Totals, leather and mfrs. of		5,979		18,285			13,684		18,400		44,158
Metals and minerals and mfrs. of—											
Iron and steel and mfrs. of:											
Agricultural implements		596,674		469,763			441,761		682,350		982,201
Machinery, N. E. S.		26,697		39,971			54,785		128,180		115,065
Sewing machines	20	402	4	86	15		251	95	1,718	90	2,215
All other		4,966		19,509			19,504		34,126		19,090
All other metals and minerals, &c.		1,724		732			3,166		5,611		6,289
Totals, metals and minerals and mfrs. of		629,863		530,081			519,467		852,185		1,124,890
Musical instruments—											
Organs	465	25,681	444	26,547	442		26,595	387	23,400	245	21,001
Pianos	87	23,925	98	22,120	194		41,889	91	21,498	65	14,440
All other		761		1,463			471				807
Totals, musical instruments		50,367		50,130			68,955		44,898		36,248
Oils, all kinds	25,328	8,817	463	125	9,204		2,571	21,130	6,191	27,008	7,712
Paper		1,857		2,087			4,148		13,669		386,533
Provisions				13,714			11,778		10,738		76,451
Seeds									43,306		33,037
Settlers' effects		2,270		3,259			2,024				1,240

3-4 EDWARD VII., A. 1904

No. 20—Continued.

EXPORTS—Concluded.

AUSTRALASIA—Concluded.

EXPORTS—Concluded.

ARTICLES.	1899.		1900.		1901.		1902.		1903.	
	Quantity.	Value.	Quantity.	Value.	Quantity.	Value.	Quantity.	Value.	Quantity.	Value.
Spirits and wines—										
Whiskey.....	1,780	5,017	3,258	9,359	5,631	15,317	5,527	16,418	5,010	14,838
All other.....			3	4	1,127	3,115				
Totals, spirits and wines.....	1,780	5,017	3,261	9,363	6,761	18,432	5,527	16,418	5,010	14,838
Tobacco and manufactures of.....	878	670	723	332	16	17	154	120		223
Vegetables.....		419		200				111		1,708
Wood and manufactures of—										
Lumber:										
Deals, spruce and other.....	1,884	52,359	465	13,880	1,491	55,321	4,009	130,878	1,331	49,512
Doel ends.....	26	459			26	619	115	2,194	67	2,222
Laths, palings and pickets.....	3,526	7,501	3,825	9,048	4,460	9,461	3,856	8,346	3,626	8,424
Planks and boards.....	23,386	169,592	13,290	127,582	31,142	287,475	28,323	236,275	7,106	75,123
All other lumber.....		663		2,053		6,584		354		3,298
All other unmanufactured wood.....		2,031		24		11,755		206		739
Wood, manufactured.....		37,337		77,791		91,162		60,123		46,058
Totals, wood and mfrs. of.....		270,632		230,288		462,375		438,376		185,376
Wool and man. factures of.....		147				1,377		3,309		4,082
All other articles exported.....		25,491		66,590		138,753		143,855		104,297
Exports, home produce.....		1,520,016		1,618,926		2,297,521		2,924,889		3,348,065
foreign.....		7,794		4,247		13,884		15,358		44,304
Total exports (mdse.).....		1,527,810		1,623,173		2,311,405		2,940,247		3,392,369
Coin and bullion.....										

Recapitulation.

SESSIONAL PAPER No. 10

Total exports.....	1,527,810	1,658,173	2,311,105	2,940,247	3,392,399
" imports.....	563,361	660,411	164,416	157,237	140,435
Total trade.....	2,091,171	2,318,584	2,475,521	3,097,484	3,532,834

3-4 EDWARD VII., A. 1904

No. 20—Continued.

IMPORTS.

BRITISH AFRICA.

IMPORTS.

ARTICLES.	1899.		1900.		1901.		1902.		1903.	
	Quantity.	Value. \$	Quantity.	Value. \$	Quantity.	Value. \$	Quantity.	Value. \$	Quantity.	Value. \$
Furs and mfrs. of.....		173		48						
(Dut.		4,441		31,041				100		
(Free		25,960		9,814				10,628		26,562
Hides and skins other than fur.....										
Wool and mfrs. of—										
Wool not further prepared than	533,501		271,399	46,845	408,078	60,841	37,345	5,067	175,569	22,188
washed, N.E.S. Free, Lbs.			51							
(Dut.										
(Free										
All other										
Totals, wool and mfrs. of.....		68,029		46,845		60,841		5,067		22,188
(Dut.		221		154		526		1		158
(Free		88				2,008		2		213
All other articles imported.....										
<i>Recapitulation.</i>										
Imports, dutiable.....		394		205		574		1		158
" free.....		98,518		87,700		90,121		15,797		48,963
Total imports (mdse).....		98,912		87,905		90,695		15,798		49,121
Coin and bullion.....										
Total imports.....		98,912		87,905		90,695		15,806		49,121
" exports.....		222,473		1,204,365		1,086,965		3,842,070		1,948,126
Total trade.....		321,385		1,292,270		1,177,660		3,857,876		1,997,247

SESSIONAL PAPER No. 10

No. 20—Continued.

BRITISH AFRICA—Continued.

EXPORTS.

EXPORTS.

ARTICLES.	1899.		1900.		1901.		1902.		1903.	
	Quantity.	Value.	Quantity.	Value.	Quantity.	Value.	Quantity.	Value.	Quantity.	Value.
Animals, living: Horses		•	3,287	412,250	3,063	328,125	5,988	651,300		•
Breadstuffs—										
Grain—Barley			1,500	900	833	333	1,495	1,817	15,885	12,897
Corn			33,334	11,299	25,258	9,140	1,616	1,352	33,968	18,293
Oats			6,126	5,560	12,641	11,729	10,245	11,356	372,326	143,818
Pease				14,070					9,916	10,255
Rye									48,383	37,494
Wheat									115,615	70,807
All other	1,166	1,033	792	760	923	1,296	1,860	1,315	6,745	5,967
Totals, grain	7,292	6,593	52,400	27,029	39,655	22,498	658,226	313,828	602,838	299,531
Grain products—										
Bran			4,590	3,171	30,001	21,001	6,514	5,669	9,717	10,292
Oatmeal							150	725	340	1,313
Wheat flour			31,457	181,559	500	2,000	83,913	375,636	143,949	520,436
All other					715	1,110	746	2,044	721	2,277
Totals, grain products				134,730		24,111		384,074		534,318
Breadstuffs, other				1,043		6,625		571		3,230
Breadstuffs		6,593		162,802		53,234		698,473		837,079
<i>Recapitulation.</i>										

3-4 EDWARD VII., A. 1904

No. 20—Continued.

BRITISH AFRICA—Continued.

EXPORTS—Concluded.

ARTICLES.	1899.		1900.		1901.		1902.		1903.	
	Quantity.	Value.	Quantity.	Value.	Quantity.	Value.	Quantity.	Value.	Quantity.	Value.
Carrriages, &c.—		£		£		£		£		£
Bicycles..... No.	124	6,051								
Carrriages..... "	12	1,010	2	252	38	1,214	2	80	42	1,365
Carts..... "	54	2,540	21	771	37	1,876	32	3,487	85	8,550
All other..... "		836		2,190	36	2,031	8	374	49	2,341
Totals, carrriages, &c.....		10,437		3,213		15,814		3,089		3,783
Clothing.....										
Coal..... Tons.			6,161	83,649		1,293		1,523		1,576
Cotton and manufactures of.....				13,407		12,460		52,106		41,999
Drugs, dyes, chemicals, &c.....		14,564		20,679		1,834		14,641		11,888
Fish and fish products.....		4,260		597		1,049		402		7,214
Fruits.....		225		900		7,988		9,990		12,796
Hay..... Tons.			19,986	30,529		16,722		325		11,413
Leather and manufactures of.....		571		263,260		383,168		2,093,201		155,674
Metals and minerals and manufactures of—				59,681		12,077		11,889		16,610
Iron and steel and manufactures of—										
Agricultural implements.....		8,058		2,767		17,015		6,265		70,109
Machinery.....		34,739		11,965		10,424		13,543		11,586
All other metals, &c.....		5,360				4,617		12,399		32,081
Totals, metals, &c.....		48,217		14,332		32,056		34,198		113,776
Milk and cream, condensed..... Lbs.										
Musical instruments—										
Organs..... No.	102	5,581	56	3,035	105	6,200	43	3,380	337	17,982
All other.....		1,276		1,026		240		1,267		1,638

SESSIONAL PAPER No. 10

Totals, musical instruments.....				4,061		6,440	4,617	19,020
Paper.....				176		3,862	132	19,115
Provisions.....				68,903		122,732	25,347	179,394
Settlers' effects.....				150			1,400	4,370
Spirits and wines—								
Whiskey.....	Galls	954	2,755	762	2,153	356	9,865	23,305
All other.....	"					16		
Totals, spirits and wines.....	"	954	2,755	762	2,153	372	9,865	23,305
Tobacco and manufactures of.....	Lbs.	1,889	1,162	300	156	826	312	755
Wood and manufactures of—								
Lumber—Deals, pine.....	St. Hd.	750	34,330				8,570	44,910
Deals, spruce and other.....	"	410	11,111			7,596	17,647	33,579
Deal ends.....	"	3	80				51	
Planks and boards.....	M. ft.	6,394	50,747	2,547	21,757	58,063	51,134	141,268
Household furniture.....			6,228		3,410		18,450	51,744
Doors, sashes and blinds.....			5,755		9,030	6,913	50,088	58,296
All other wood and manufactures of.....			6,772		7,545	8,069	13,630	32,436
Totals, wood and manufactures of.....			115,023		40,667	84,051	169,721	362,233
All other articles exported.....			11,232		17,897	3,522	53,574	31,967
Exports, home produce.....			222,236		1,204,093	1,085,033	3,840,730	1,931,541
" foreign.....			237		272	1,932	1,340	16,585
Total exports (mdse).....			222,473		1,204,365	1,086,965	3,842,070	1,948,126
Coin and bullion.....								
Total exports.....			222,473		1,204,365	1,086,965	3,842,070	1,948,126
" imports.....			38,912		87,905	90,695	15,806	49,121
Total trade.....			321,385		1,292,270	1,177,660	3,857,876	1,997,247

Recapitulation.

3-4 EDWARD VII., A. 1904

No. 20—Continued.
BRITISH EAST INDIES.

IMPORTS.

ARTICLES.	1899.		1900.		1901.		1902.		1903.	
	Quantity.	Value.	Quantity.	Value.	Quantity.	Value.	Quantity.	Value.	Quantity.	Value.
		₹		₹		₹		₹		₹
Breadstuffs—										
Arrowroot and tapioca	799,066	14,346	656,737	18,264	946,271	21,892	1,494,497	31,307	2,854,304	47,588
Rice, cleaned	148,280	3,862	91,840	1,823	81,008	1,716	1,333,374	22,976	181,126	5,394
Rice, uncleaned, unhulled or paddy	5,711,341	65,233	2,604,558	5,201	10,853,216	116,885	8,297,148	102,528	13,982,377	173,893
Rice and sago flour and sago	208,001	3,397	260,358	8,132	86,672	1,391	365,121	5,353	468,007	6,071
All other						45		4,550		
Totals, breadstuffs		86,838		33,420		141,929		163,714		232,446
Carpets, mats and rugs		739		5,328		46		3,059		1,300
Coffee	28,791	3,882	65,705	9,072	92,962	12,682	161,529	17,599	64,350	8,301
Drugs, dyes, chemicals, &c.										
Gums, crude			55,949	7,300	48,406	6,513	33,299	5,453	16,167	4,325
Opium, crude			7,752	24,237	37,847	112,461	54,876	192,112	25,056	78,515
Subsidiary	363,912	7,359								
All other		8				6				
Totals, drugs, dyes, &c		7,359		24,237		142,461		192,112		78,515
Flax, hemp, jute and mfrs. of		11,315		29,069		7,057		13,903		66,305
Fruits		401		7,971		27,315		61,338		141,590
Hides and skins other than fur		1,709		857		2,900		7,572		10,631
				463,149		48,243		75,615		27,660

SESSIONAL PAPER No. 10

Jewellery.....	Dut.	29	23	86	377	19
	" Free.	3,765	38	44,882	1,982	416
Metals and minerals and mfrs. of	(Dut.	47	5,321	1,087	30,550	83,377
	(Free.	25	116	600	4,161	6,115
Packages, all kinds.....		73,504	7,870	2,773	1,204	250
Settlers' effects.....	Dut. Lbs.	6,249	70,832	184,323	13,121	333,363
Spices.....	" "	11,559	22,107	200	299	17,587
Tea.....	(Free.	690,207	1,148,402	925,228	992,933	1,524,233
	(Dut.	4,724	1,600	7,144	1,418	3,531
All other articles imported.....	(Free.	95		624	1,085	4,457
<i>Recapitulation.</i>						
Imports, dutiable.....		114,633	99,663	308,583	407,718	416,265
" free.....		706,038	1,219,011	1,066,093	1,183,787	1,744,193
Total imports (ndse).....		820,691	1,318,673	1,374,776	1,593,505	2,160,458
Coin and bullion.....		5				
Total imports.....		820,696	1,318,673	1,374,776	1,593,505	2,160,458
" exports.....		40,111	41,643	23,662	47,137	96,940
Total trade.....		860,807	1,360,366	1,398,438	1,640,642	2,257,398

3-4 EDWARD VII., A. 1904

No. 20—Continued.
BRITISH EAST INDIES—Concluded.

EXPORTS.

IMPORTS.

Articles.	1899.		1900.		1901.		1902.		1903.	
	Quantity.	Value.	Quantity.	Value.	Quantity.	Value.	Quantity.	Value.	Quantity.	Value.
Breadstuffs.....				2,929						
Fish.....		6,121		30,012		2,498		10,510		960
Metals and minerals and manufactures of.....		1,634	1,181	4,048	949	2,555	178	1,257		7,960
Spirits and wines.....	817		4,739	2,450	4,801	2,531	2,184	541	150	13,687
Tobacco.....								1,200		170
Wood and manufactures of.....		398								
Furniture.....		29,576	40	402						35
Planks and boards.....	3,436					8,299		25,803		64,659
All other.....		77		402				300		
Totals, wood and infus. of.....		30,921				8,299		26,103		64,694
All other articles exported.....		2,325		2,752		7,779		4,526		9,469
<i>Recapitulation.</i>										
Exports, home produce.....		40,636		41,633		23,606		47,067		96,397
foreign.....		75				56		70		633
Total exports (home and foreign).....		40,711		41,633		23,662		47,137		96,940
Total exports (indus.).....		40,711		41,633		23,662		47,137		96,940
Total imports.....		820,695		1,318,673		1,374,776		1,593,505		2,160,158
Total trade.....		860,807		1,360,366		1,398,438		1,640,642		2,257,398

No. 20 Continued.
 BRITISH GUIANA.

IMPORTS.

IMPORTS.

ARTICLES.	1899.		1900.		1901.		1902.		1903.	
	Quantity.	Value.	Quantity.	Value.	Quantity.	Value.	Quantity.	Value.	Quantity.	Value.
		§		§		§		§		§
Metals and minerals and mfrs. of	(Dut.	27,764		970		1,413		2,826		2,826
(Free	274									
Packages, all kinds	(Dut.	2,621		2,589		2,879		2,681		2,681
(Free										
Spirits and wines	(Dut. Galls.	62,574	10,486	44,582	50,577	20,365	58,571	12,462	53,382	6,926
"	" "									
"	" "	62,574	10,486	44,582	50,577	20,365	58,571	12,462	53,382	6,926
Totals, spirits and wines										
Sugar and molasses	(Dut.	599,360	15,794	740,470	4,912,964	96,136	7,408,086	154,317	25,707,038	571,481
(Free	88,119	17,675	82,992	19,171	19,717	5,922				
Syrup or molasses	" Galls.									
"	" "									
Totals, sugar, &c.		33,469	39,619			101,458		154,317		571,481
All other articles imported	(Dut.					300		70		1,447
(Free										
<i>Recapitulation.</i>										
Imports, dutiable		46,576	85,032	125,382	171,071	583,908		583,908		583,908
" free			274	300	70	1,447		1,447		1,447
Total imports (ndse)			85,306	125,682	171,141	585,355		585,355		585,355
Coin and bullion		46,576	85,306	125,682	171,141	585,355		585,355		585,355
Total imports		46,576	85,306	125,682	171,141	585,355		585,355		585,355
" exports		238,614	282,161	372,757	500,086	514,334		514,334		514,334
Total trade		285,190	367,467	498,439	677,227	1,099,689		1,099,689		1,099,689

3-4 EDWARD VII., A. 1904

No. 20—Continued.
BRITISH GUIANA—Continued.

EXPORTS.

EXPORTS

ARTICLES.	1899.		1900.		1901.		1902.		1903.	
	Quantity.	Value.	Quantity.	Value.	Quantity.	Value.	Quantity.	Value.	Quantity.	Value.
Animals, living—		%		%		%		%		%
Horses.....	30	2,100	10	900			4	430	12	1,615
All other.....		2,165		560		835		102		1,452
Totals, animals, living.....		4,265		1,460		835		532		3,067
Books, &c.....		192				44		233		235
Breadstuffs—										
Oats.....	36,309	13,912	48,733	17,947	25,277	9,498	33,233	24,938	62,473	26,358
Pease.....	22,341	20,713	11,151	11,697	15,676	11,883	58,564	59,075	30,473	35,463
Wheat flour.....	2,178	9,536	1,110	3,530	2,030	6,131	7,918	23,008	23,999	80,748
All other.....		85		2,078		1,925		2,608		1,430
Totals, breadstuffs.....		44,246		35,252		32,457		111,649		143,999
Carrriages, bicycles, &c., and parts of.....		538								25
Coal.....	4,141	12,423	2,618	7,738	9,139	38,837	9,937	37,379	3,473	15,476
Fish and fish products—										
Codfish, including haddock, ling and pollock, dry salted.....	34,913	125,139	16,610	182,845	44,085	167,979	61,909	230,185	56,481	211,325
Herrings, pickled.....	1,062	4,191	1,677	8,188	1,832	6,790	2,543	10,183	2,331	9,002
All other.....		3,606		8,730		17,732		21,451		3,830
Totals, fish, &c.....		134,956		199,763		192,501		261,819		226,157
Fruits.....		127		10		192		325		101
Hay.....	298	2,930	93	969	3,880	42,191	75	1,083	82	434
Leather and manufactures of.....		25		68		189		489		4,928
Metals and minerals and mfrs. of.....		224		726		10,828		1,077		6,932

No. 20—Continued.

IMPORTS.

BRITISH WEST INDIES.

IMPORTS.

ARTICLES.	1899.		1900.		1901.		1902.		1903.	
	Quantity.	Value.	Quantity.	Value.	Quantity.	Value.	Quantity.	Value.	Quantity.	Value.
		₹		₹		₹		₹		₹
Asphaltum or asphalt	4,470	3,233	2,383	1,104	4,865	6,250	10,540	10,901	5,191	6,049
Breadstuffs		1,295		2,702		874		361		215
Cocoa beans, nibs, paste, chocolate and preparations of	5 345,606	51,288	370,943	50,854	505,240	48,895	384,434	43,568	431,895	54,670
Cocoanuts	1,451,965	23,767	1,459,535	21,022	2,070,667	35,198	2,285,631	38,019	2,130,868	36,570
Coffee	389,625	31,895	248,673	21,851	86,342	8,461	433,719	31,674	111,749	10,065
Drugs, dyes, chemicals, &c.		1,816		6,366		26		1,946		72
Fruits—										
Bananas	13,377	5,568	1,502	925	2,006	976	40,985	23,355	68,225	44,449
Oranges, lemons and limes		15,548		15,632		33,548		43,651		72,733
All other		531		21		992		463		2,077
Totals, fruits		16,079		15,653		1,109		1,605		10,313
		6,087		1,640		2,085		27,960		54,812
Furs and mfrs. of										30
Hides and skins other than fur		35,034		24,543		17,912		72,621		67,201
Lime juice, crude only		3,431		3,958		31,972		8,547		5,763
Metals and Minerals and mfrs. of		1,672		20,707		7,751		1,772		5,715
		5,417		6,943		900		1,226		1,237
Salt	17,537, 120	22,149	21,135, 035	19,412	11,188, 641	12,172	21,835, 591	26,487	15,307, 847	17,832
Settlers' effects		3,500		918		4		1,050		870
Spices	143,009	11,142	88,197	8,361	171,271	15,544	117,422	9,247	280,092	16,669

3-4 EDWARD VII., A. 1904

No. 20—Continued.

BRITISH WEST INDIES—Continued.

EXPORTS.

ARTICLES.	1899.		1900.		1901.		1902.		1903.	
	Quantity.	Value.	Quantity.	Value.	Quantity.	Value.	Quantity.	Value.	Quantity.	Value.
Alc, beer and porter..... c. Galls.	4,619	1,852	610	328	493	337	505	338	382	289
Animals, living										
Horned cattle..... No.	111	5,457	72	4,223	39	1,104	45	2,577	66	4,977
Horses..... "	90	7,267	33	2,720	26	2,475	150	13,745	86	9,900
Sheep..... "	2,340	12,942	615	3,232	953	5,389	1,649	13,657	2,392	15,183
All other..... "		935		614		1,360		1,300		1,333
Totals, animals, living.....		25,001		10,789		10,838		31,379		31,383
Barks, &c.....		7,064		11,285		2,107		4,196		4,513
Breadstuffs—										
Gram:—										
Beans..... Bush.	15,287	13,301	5,329	6,188	3,614	4,929	1,200	1,639	544	846
Oats..... "	660,597	153,121	336,258	99,608	410,881	132,822	371,254	164,287	441,198	162,151
Pease, whole..... "	32,398	24,739	35,450	30,192	21,354	19,000	38,555	36,581	62,633	74,406
" split..... "	63,139	65,232	77,797	79,967	80,967	79,828	40,299	46,637	3,420	1,826
All other..... "	15,932	8,114	21	18	2,273	1,051	1,332	984		
Totals, grain..... "	390,353	264,510	456,358	242,883	519,689	237,630	452,940	250,128	507,795	239,229
Grain products:—Wheat flour..... Bbls.	21,890	84,951	12,635	42,686	33,722	115,356	36,775	123,315	13,624	152,668
All other..... "		6,719		6,318		7,416		12,964		14,304
Totals, grain products.....		91,673		49,004		122,772		136,279		167,972
Breadstuffs, other.....		7,131		4,992		6,232		11,234		19,438

3-4 EDWARD VII., A. 1904

No. 20—Continued.

BRITISH WEST INDIES—Concluded.

EXPORTS—Concluded.

ARTICLES.	1899.		1900.		1901.		1902.		1903.	
	Quantity.	Value.	Quantity.	Value.	Quantity.	Value.	Quantity.	Value.	Quantity.	Value.
Provisions—										
Butter..... Lbs.	202,159	41,875	288,343	53,657	257,396	59,488	363,468	71,816	477,042	112,968
Cheese..... "	111,118	15,574	192,150	13,393	131,042	16,340	160,752	18,542	337,683	44,674
Meats..... "										
Bacon and hams..... "	9,657	4,040	5,604	545	5,480	630	7,351	1,535	56,113	4,532
Pork..... "	77,035	3,969	157,306	7,811	93,357	5,160	68,746	3,711	144,175	9,428
Other provisions.....		4,716		4,020		4,669		5,150		7,759
Totals, provisions.....		67,474		79,476		86,227		100,784		179,361
Ships.....										
Settlers' effects.....				1,600						
Soap..... Lbs.		530		4,383		1,230		2,562		1,840
Spirits and wines.....	281,790	7,836	204,845	6,803	215,852	8,136	197,058	6,676	163,078	6,685
Sugar..... Galls.	3,395	6,241	4,566	8,184	6,348	8,936	4,874	7,498	1,242	6,294
Tobacco..... Lbs.	1,014	40	22,990	622	3,811	206	23,798	655	32,460	739
	11,634	5,319	8,881	1,616	6,304	3,876	3,444	3,902		1,119
Vegetables.....										
Potatoes..... Bush.	102,540	52,313	129,672	65,398	139,472	64,198	104,691	70,643	112,025	64,455
All other.....		2,919		2,262		9,352		6,487		9,089
Totals, vegetables.....		55,232		67,660		73,550		77,130		73,544
Wood and manufactures of—										
Lumber—										
Planks and boards..... M. ft.	14,977	148,988	9,356	101,481	13,236	156,701	10,384	125,467	8,636	111,799
Other lumber, N. E. S.....		1,519		5,005		27,170		4,866		2,420
Shingles..... M.	24,183	31,811	13,065	49,252	8,037	13,614	8,681	15,533	5,276	10,180
Shooks, box and other.....		16,647		23,124		19,462		7,768		11,138
Household furniture.....		3,861		4,093		3,167		8,122		3,486

SESSIONAL PAPER No. 10

All other wood and manufactures of.....	6,093	7,769	9,823	11,060	14,104
Totals, wood and mfrs. of.....	208,949	160,727	220,937	172,816	159,127
Wool and manufactures of.....	304	980	911	955	972
All other articles exported.....	18,193	20,077	67,803	42,190	60,830
<i>Receiptation.</i>					
Exports, home produce.....	1,725,321	1,673,163	1,898,262	1,927,098	2,178,850
" foreign ".....	26,930	25,794	26,785	27,948	25,983
Total exports (mdse).....	1,752,251	1,698,957	1,925,047	1,955,046	2,184,833
Coin and bullion.....				24,333	
Total exports.....	1,752,251	1,698,957	1,925,047	1,979,379	2,184,833
" imports.....	907,895	878,617	1,280,798	1,531,152	1,830,253
Total trade.....	2,660,146	2,577,574	3,205,845	3,505,531	4,015,086

No. 20—Continued.

NEWFOUNDLAND.

IMPORTS.

IMPORTS.

	1899.		1900.		1901.		1902.		1903.	
	Quantity.	Value.	Quantity.	Value.	Quantity.	Value.	Quantity.	Value.	Quantity.	Value.
Books, periodicals, &c.		%		%		%		%		%
Fisheries, articles for the use of		21		45		225		69		81
		1		934		1,790				58
		1,341		3,478		5,157		3,688		3,411
Fish and fish products—										
Cod, haddock, ling and pollock, dry, salted or smoked	49,928	157,784	59,329	220,557	27,109	81,910	49,965	182,644	102,176	340,755
Herrings, fresh	712,400	7,429	991,600	14,705	2,689,330	26,962	2,869,568	29,015	2,811,110	44,027
" pickled	5,518,025	70,230	8,953,115	113,092	7,749,908	100,343	8,103,356	138,169	9,488,973	144,868
Lobsters, fresh in cans	512,066	99,763	359,905	81,568	353,968	85,257	430	464		
" preserved in cans	27,678	6,604	14,708	3,958			248,253	57,126	216,988	53,374
Salmon, fresh	170	1	135,220	9,928	139,401	11,717	134,063	14,904	200,689	11,657
" pickled	511,675	30,387	569,650	34,468	687,203	36,578	509,795	22,590	281,965	14,947
All other		13,581		6,841		13,286		7,771		218
Totals, fish, &c.	4	383,895		185,117		359,053		452,685	7	635,226
Furs and mifs. of		24		10		40		12,890		14,605
Glass and mifs. of		13,167		14,602		18,322		15,059		65
Hides and skins, other than fur		7,201		3,799		17,168		22,883		2,032
Leather and mifs. of		1,967		1,451		51		852		288
Metals and minerals and mifs. of—										
Ores of metal, all kinds, including cobalt ore	606,210	57,415	39,937	40,753	519,426	165,032	6,508,751	467,478	6,824,240	381,488
All other		269		2,658		1,497		8,935		4,554
		1,034		5,113		1,084		8,742		7,091

SESSIONAL PAPER No. 10

Totals, metals, &c.	(Dut.)	269			1,497	8,355	4,354
	(Free.)	38,449			166,116	476,020	388,579
Oils	(Dut. Galls.)					120	
	(Free. ")	136,631				40,364	74,017
Settlers' effects.	"	37,049	118,152		37,073	4,092	3,138
Spirits and wines.	Dut.	3,238			3,082	1,967	1,066
	"	2,044			1,204	288	
Wood and mfrs. of	(Free.)	136			3	4,124	1,708
	(Dut.)	251			4,006	8,004	2,758
All other articles imported.	(Free.)	1,497			1,569	10,710	8,545
	(Dut.)	1,876			3,347		
<i>Recapitulation.</i>							
Imports, dutiable		6,482			4,596	35,302	9,030
" free		488,521			620,014	1,027,525	1,131,339
Total imports (mdsc.)		495,003			624,610	1,062,827	1,140,369
Coin and bullion.		33,080			1,000	55,740	57,063
Total imports.		528,083			625,610	1,118,567	1,197,432
" exports.		1,808,682			2,260,439	2,381,082	2,516,576
Total trade.		2,336,765			2,886,049	3,499,649	3,713,918

3-4 EDWARD VII., A. 1904

No. 20—Continued.

NEWFOUNDLAND—Continued.

EXPORTS.

ARTICLES.	1899.		1900.		1901.		1902.		1903.	
	Quantity.	Value.	Quantity.	Value.	Quantity.	Value.	Quantity.	Value.	Quantity.	Value.
		§		§		§		§		§
Animals, living—										
Horned cattle.....	2,069	66,614	2,115	72,822	2,015	74,231	2,267	80,767	2,249	78,896
Horses.....	169	13,828	119	10,495	274	20,634	150	10,935	228	18,642
Sheep.....	2,847	9,541	3,086	10,516	3,445	11,906	3,522	12,923	2,637	10,331
All other.....		2,577	605	605		1,753		327		2,809
Totals, animals, living.....		92,560		94,438		108,521		104,952		110,768
Books, &c.....		9,527		13,413		4,815		7,098		11,377
Breadstuffs—										
Grain—Indian corn.....	2,172	918	617	261	10	5	1,584	874	1,596	922
Oats.....	153,945	52,885	194,053	60,192	182,999	58,689	103,370	42,580	238,094	89,409
Pease, whole.....	20,015	14,966	24,347	19,046	16,208	15,308	22,556	20,178	25,322	24,554
" split.....	937	816	2,179	2,122	2,413	1,994	79	91		
All other.....	5,838	5,215	6,480	7,521	3,373	3,782	1,451	2,061	1,167	1,842
Totals, grain.....	182,907	74,830	227,776	89,145	205,003	79,778	129,040	65,787	266,179	116,727
Grain products—										
Bran.....	1,370	768	2,437	1,739	4,144	2,964	4,639	4,655	6,510	5,402
Oatmeal.....	2,483	8,350	3,543	10,640	2,740	8,843	1,500	5,236	3,828	14,688
Wheat flour.....	188,583	730,692	220,912	820,951	231,259	885,846	218,458	852,315	233,210	843,956
All other.....		7,223		13,337		7,001		8,731		13,553
Totals, grain products.....		747,033		846,647		904,654		870,937		877,599
Breadstuffs, other.....		11,048		8,435		8,347		8,812		2,819

No. 20—Continued.

NEWFOUNDLAND—Concluded.

EXPORTS—Concluded.

ARTICLES.	1899.		1900.		1901.		1902.		1903.	
	Quantity.	Value.	Quantity.	Value.	Quantity.	Value.	Quantity.	Value.	Quantity.	Value.
Metals and minerals and manufactures of—		¥		¥		¥		¥		¥
Iron and steel and manufactures of.....		93,991		155,941		148,346		131,543		109,447
All other metals and minerals and manufactures of.....		11,331		5,715		5,995		8,930		12,282
Totals, metals and minerals and mfrs. of.....		105,322		161,656		154,341		140,473		121,729
Molasses.....Galls.	88,672	15,800	93,433	19,629	50,828	13,208	63,374	14,730	48,893	7,485
Musical instruments—										
Organs.....No.	7	365	12	743	22	1,336	21	1,564	11	726
All other.....		3,478		1,202		628		2,477		404
Totals, musical instruments.....		3,843		1,945		2,164		4,041		1,130
Coils.....		3,386		8,260		4,363		16,874		8,873
Provisions—										
Butter.....Lbs.	452,619	74,813	378,792	66,069	252,820	46,067	250,280	47,006	353,286	69,017
Cheese....." "	150,751	13,293	161,777	16,651	159,231	16,603	217,276	20,100	198,622	21,334
Eggs.....Doz.	9,431	1,490	13,540	2,155	10,816	1,563	13,335	2,092	12,440	1,990
Meats—										
Bacon and hams.....Lbs.	21,299	2,540	52,830	5,265	48,398	5,399	5,561	576	27,938	3,437
Beef....." "	321,248	16,372	381,592	19,037	397,832	21,009	340,290	20,601	484,987	32,273
Mutton....." "	30,033	1,607	16,667	778	27,569	1,343	11,262	2,497	15,540	917
Pork....." "	299,753	16,016	472,362	25,349	223,370	16,199	354,850	52,237	506,614	41,020
Other provisions.....		5,575		3,948		8,917		13,695		18,948
Totals, provisions.....		131,790		140,152		120,160		158,864		188,936

3-4 EDWARD VII., A. 1904

3-4 EDWARD VII., A. 1904

No. 20—Continued.

FOREIGN COUNTRIES.

AMERICAN WEST INDIES.

IMPORTS.

IMPORTS.

ARTICLES.	1899.		1900.		1901.		1902.		1903.	
	Quantity.	Value.	Quantity.	Value.	Quantity.	Value.	Quantity.	Value.	Quantity.	Value.
		£		£		£		£		£
Coffee.....			4,620	489	400	27	20	8	14,150	1,800
{ Dut. Lbs.										
{ Free. " "										
Fruits.....				40		35		66		
{ Dut. " "										
{ Free. " "										
Metals and minerals and mfrs. of.				3,166						
{ Dut. " "										
{ Free. " "										
Sugar and molasses—			155,476	4,540	1,922	59	103,813	2,917	2,554	76
{ Dut. Lbs.										
{ Free. " "										
Syrup and molasses.....			1,082,803	304,867	869,335	237,215	1,234,480	260,403	1,332,560	286,842
{ Dut. Galls.										
{ Free. " "										
Totals, sugar, &c.....				309,407		237,274		263,320		286,918
All other articles imported.				409		2		50		252
{ Dut. " "										
{ Free. " "				235		36		243		
Imports, dutiable.....				309,856		237,311		263,436		287,170
{ Dut. " "										
{ Free. " "				3,890		63		251		1,800
Total imports (mdse.).....				313,746		237,374		263,687		288,970
Coin and bullion.....										
<i>Recapitulation.</i>										
Imports, dutiable.....				309,856		237,311		263,436		287,170
{ Dut. " "										
{ Free. " "				3,890		63		251		1,800
Total imports (mdse.).....				313,746		237,374		263,687		288,970
Coin and bullion.....										

Not separately stated prior to 1900.

Not separately stated prior to 1900.

SESSIONAL PAPER No. 10

Total imports.....	313,746	227,374	263,687	288,970
" exports.....	444,680	302,314	477,476	464,503
Total trade.....	758,426	529,688	741,163	753,473

No. 20—Continued.

AMERICAN WEST INDIES—Concluded.

EXPORTS.

3-4 EDWARD VII., A. 1904

ARTICLES.	1899.		1900.		1901.		1902.		1903.	
	Quantity.	Value.	Quantity.	Value.	Quantity.	Value.	Quantity.	Value.	Quantity.	Value.
Breadstuffs—										
Beans.....		§	1,546	1,986						
Oats.....			275	150						
All other.....				290						
Totals, breadstuffs.....				2,856						
Coal and coke.....			75	225						
Tons.										
Fish and fish products—										
Codfish, including haddock, &c., dry										
salted.....			89,664	347,900	60,761	246,933	96,181	406,156	99,237	381,752
Herrings, pickled.....			3,484	12,263	3,462	13,087	5,248	19,512	5,192	19,353
" smoked.....			58,820	1,166	10,800	240	45,860	994	14,934	347
All other.....				502		5,953		1,230		288
Totals, fish, &c.....				361,831		265,293		427,952		401,740
Fruits.....										
Metals and minerals and manufactures of.....										
Spirits and wines.....										
Galls.....										
Vegetables—										
Potatoes.....			43,569	24,392	10,113	6,486	12,074	8,761	28,180	24,034
All other.....										
Totals, vegetables.....				24,392		6,490		8,761		24,034

Not separately stated prior to 1900.

Not separately stated prior to 1900.

No. 20—Continued.

ARGENTINE REPUBLIC.

IMPORTS.

IMPORTS.

ARTICLES.	1899.		1900.		1901.		1902.		1903.	
	Quantity.	Value. \$	Quantity.	Value. \$	Quantity.	Value. \$	Quantity.	Value. \$	Quantity.	Value. \$
Hides and skins other than fur. Free.		708,145		530,550		201,307		279,964		831,770
Seeds, flax. " Lbs.	961,860	56,786	1,094,563	27,338			1,546,403	47,349	1,078,676	28,968
Wool not further prepared than washed, N.E.S. " " (Dut.	133,531	17,973	73,574	13,316	443,722	61,739	1,060,176	129,499	185,800	29,985
All other articles imported. " " (Free.				63		306		500		381
				2				311		
<i>Recapitulation.</i>										
Imports, dutiable		782,904		571,206		263,352		448,123		890,723
" free.				63		1		500		381
Total imports (indse.)		782,904		571,269		263,353		448,623		891,104
Coin and bullion.										
Total imports.		782,904		571,269		263,353		448,623		891,104
" exports.		646,070		473,395		279,560		527,727		1,010,827
Total trade.		1,428,974		1,044,664		542,913		976,350		1,901,931

No. 20—Continued.
ARGENTINE REPUBLIC—Concluded.

EXPORTS.

EXPORTS.

ARTICLES.	1899.		1900.		1901.		1902.		1903.	
	Quantity.	Value.	Quantity.	Value.	Quantity.	Value.	Quantity.	Value.	Quantity.	Value.
Animals, living.....	2,700	558								
Gunpowder, &c.....					3,604	14,700				548
Metals and minerals and manufactures of—										
Iron and steel and manufactures of—										
Agricultural implements		47,485		20,482		27,571		38,731		60,923
Other metals, &c.....		2,065		12,848		16,166		985		6,779
Totals, metals, &c.....		49,550		33,280		43,737		39,666		67,702
Spirits and wines.....	213	525	431	1,000	429	1,050	717	1,837	1,050	2,925
Wood and manufactures of—										
Lumber—										
Deals, pine.....	2,449	143,800			4	160				
" spruce and other.....	52	1,414			335	9,253				4,730
Planks and boards.....	40,887	407,973	848	27,599	17,124	189,125	36,135	472,718	54,030	873,370
Laths, palings and pickets.....							50	50		
Joists and scantling.....	4,171	41,110	4,862	50,300	1,742	19,255	324	3,215	1,298	18,085
All other wood and mfrs. of.....		437		382				5,288		32,990
Totals, wood and mfrs. of.....		594,754		437,561		217,793		481,271		929,175
All other articles exported.....		703		1,554		1,638		4,953		10,477
Exports, home produce.....		646,070		473,395		279,500		527,727		1,010,827
" foreign.....		646,070		473,395		279,500		527,727		1,010,827
Total exports (indse.).....		646,070		473,395		279,500		527,727		1,010,827
Imports.....		782,904		473,395		279,500		527,727		1,010,827
" foreign.....		782,904		571,269		263,353		448,623		891,104
Total trade.....		1,428,974		1,044,664		542,913		976,350		1,901,931

Recapitulation.

Exports, home produce.....

 " foreign.....

Total exports (indse.).....

Imports.....

 " foreign.....

Total trade.....

SESSIONAL PAPER No. 10

Paper and mfrs. of.....	{ Dut.	1,344	1,098	2,233	1,021	1,364
	{ Free.....					
Ribbons.....	{ Dut.		1,123	180	336	428
	{ Free.....	5	25	291	1,343	186
Settlers effects.....	{ Dut.	18,193	14,760	9,581	11,052	17,006
	{ Free.....					
Silk and mfrs. of.....	{ Dut.	24,274	2,162	5,584	17,378	38,994
	{ Free.....	73,000	190,400	790,404	1,759,157	
Sugar.....	{ Dut.	897,421				
Tobacco pipes, pipe mounts, cigar and cigarette cases, &c.....	{ Free.....	34,506	29,728	51,802	25,771	23,358
	{ Dut.	1,210	2,155	4,945	2,608	2,078
Wood and mfrs. of.....	{ Dut.	2,916	3,919	264	951	4,098
	{ Free.....			13,377		
Wool and mfrs. of.....	{ Dut.	3,553	10,075	6,940	9,387	15,123
	{ Free.....	3,715	785	1,393	55	29,469
All other articles imported.....	{ Dut.					
	{ Free.....					
<i>Recapitulation.</i>						
Imports, dutiable.....		251,146	228,668	281,918	231,850	310,491
" free.....		6,631	5,991	7,469	9,532	40,349
Total imports (mdse).....		257,777	234,659	289,387	241,382	350,840
Coin and bullion.....						
Total imports		257,777	234,659	289,387	241,382	350,840
" exports.....		1,380	1,072	1,101	3,287	1,553
Total trade.....		259,157	235,731	290,488	244,669	352,393

3-4 EDWARD VII., A. 1904

No. 20—Continued.

EXPORTS.

AUSTRIA-HUNGARY—Concluded.

EXPORTS.

ARTICLES.	1899.		1900.		1901.		1902.		1903.	
	Quantity.	Value. %	Quantity.	Value. %	Quantity.	Value. %	Quantity.	Value. %	Quantity.	Value. %
Metals and minerals and mfrs. of—										
Iron and steel and manufactures of—										
Machinery		90		843		114		114		170
All other				95		695		2,652		170
Totals, metals, &c.		90		938		695		2,766		170
All other articles exported		1,290		134		406		521		1,383
<i>Recapitulation.</i>										
Exports, home produce		1,380		1,072		1,045		3,287		1,492
" foreign						56				61
Total exports (mdse)		1,380		1,072		1,101		3,287		1,553
Coin and bullion										
Total exports		1,380		1,072		1,101		3,287		1,553
" imports		257,777		234,659		280,387		241,382		350,840
Total trade		259,157		235,731		290,488		244,669		352,393

SESSIONAL PAPER No. 10

No. 20—Continued.

IMPORTS.

BELGIUM.

ARTICLES.	1899.		1900.		1901.		1902.		1903.	
	Quantity.	Value. %	Quantity.	Value. %	Quantity.	Value. %	Quantity.	Value. %	Quantity.	Value. %
Books, periodicals, &c.		1,366 3,392		491 11,110		1,296 4,354		2,813 9,965		1,562 9,996
Cement— Portland	731,402	232,434	464,150	156,213	415,918	142,930	382,365	119,119	840,761	261,618
All other				6						
Totals, cement		232,434		156,213		142,936		119,119		261,618
Corsets		23,156		14,268		14,110		10,995		11,937
Cotton and manufactures of		10,067		10,305		18,528		16,261		26,543
Drugs, dyes, chemicals, &c.		2,281		3,960		1,908		4,978		5,908
Earthenware and chinaware		3,730		11,483		6,612		48,016		88,327
Fancy goods		2,297		952		416		594		465
Flax, hemp, jute and mfrs. of		1,898		5,936		13,088		12,280		13,895
Furs and mfrs. of		9,105		2,939		2,854		9,707		1,198
		1,987		7,127		15,245		11,164		7,751
						4,217				1,034
Glass and manufactures of— Common and colourless window glass and plain, coloured, stained or tinted, &c.		235,175	16,701,301	396,879	10,453,486	272,824	16,384,297	464,618	18,530,160	475,571
Plate glass, not bevelled, in sheets or panes	377,943	89,689	405,815	81,143	225,001	53,818	523,154	121,326	410,176	88,793
All other		25,046		18,133		22,211		14,603		20,220
Totals, glass and mfrs. of		349,910		496,155		348,835		600,549		584,584

SESSIONAL PAPER No. 10

Rolled iron or steel angles, tees, beams, channels, girders and other rolled shapes or sections, weighing less than 35 lbs. per lineal yard, not punched, drilled or further manufactured than rolled, N. O. P.	123	128					4,528	5,066	36,386	38,247
Rolled iron or steel plates or sheets, sheared or unsheared, and skelp iron or steel, sheared or rolled in grooves, N. E. S.			163	308			16,696	21,310	14,055	17,645
Skelp iron or steel, sheared or rolled in grooves, imported by manufacturers of wrought iron or steel pipe for use only in the manufacture of wrought iron or steel pipe in their own factories.							12,919	17,503	19,613	41,921
Steel rails			42,227	45,266			25,130	27,530	1,172	25,691
Wire			1,147	3,919			230,345	4,080	223,816	253,636
All other			11,179	8,377			757,700	15,794	225,300	3,488
Totals, iron and steel and mfrs. of			185	5,966			38,103	54		14,280
			34,346	41,093				184,672		98,367
			313	70,992				52,994		1,551
Lead and manufactures of			539					40		430,612
Tin and manufactures of			23	92				3		286,884
Zinc and manufactures of—			289	13,957				609		250
Spelter in blocks and pigs	1,245	7,099	2,080	4,353			888	3,883	1,719	1,124
Zinc in blocks, pigs and sheets	5,248	35,290	52,394	39,584	1,054	7,853	8,889	42,578	6,975	7,743
All other			36	95				404		35,637
Totals, zinc and mfrs. of			36	95				404		167
Miscellaneous metals and minerals and mfrs. of			54,474	43,937				46,461		43,880
			293	213				1,001		1,316
			179	21				1,129		40
Metals and minerals and mfrs. of			42,767	43,398				186,270		432,412
			56,252	129,098				101,238		331,870

Recapitulation.

3-4 EDWARD VII., A. 1904

No. 20—Continued.

IMPORTS—Continued.

BELGIUM—Continued.

IMPORTS—Continued.

ARTICLES.	1899.		1900.		1901.		1902.		1903.	
	Quantity.	Value. \$	Quantity.	Value. \$	Quantity.	Value. \$	Quantity.	Value. \$	Quantity.	Value. \$
Paints and colours	Dut	35,408		31,878		26,070		19,504		39,323
	Free	115				244		1,251		2,660
Paper and manufactures of	Dut	11,407		15,603		14,761		18,975		27,213
	Free									
Plants and trees	Dut	1,073		1,465		2,102		2,249		2,486
	Free	4,588		3,128		3,805		6,144		4,557
Precious stones and imitations of...	Dut	202		125		979		19		454
	Free	5,590		276		49,031		56,858		82,223
Settlers' effects.	Dut	222		3,375		673		750		100
Spirits and wines.	Dut					183		1,043		134
	Free	2,504		1,254		22		26		41
Stove and manufactures of	Dut					227		1,805		165
	Free									
Sugar and molasses—										
Sugar	Dut, Lbs.	68,195,153	1,452,560	103,373,160	2,328,378	125,617,996	2,854,508	15,826,596	324,798	24,728,142
All other sugar and molasses.	"		3		5		16		434	312
Totals, sugar and molasses.	"		1,452,563		2,328,383		2,854,524		325,232	430,763
Vegetables.	Dut.	450		647		387		1,324		1,627
	Free.	624		292		654		628		302
Wood and manufactures of	Dut	32,889		32,817		36,008		29,748		28,924
	Free	10,204		15,878		11,511		11,511		12,467
Wool and manufactures of	Dut	10,214		15,878		19,023		11,485		17,762
	Free	4,308		10,448		7,585		8,316		163,776

SESSIONAL PAPER No. 10

<i>Recapitulation.</i>									
Imports, dutiable	2,215,951	3,170,724	3,561,218	1,890,918	1,899,345				
" free	95,379	131,027	222,701	274,757	750,145				
Total imports (mdse).....	2,311,330	3,301,751	3,783,919	1,665,675	2,649,490				
Coin and bullion.....									
Total imports.....	2,311,330	3,301,751	3,783,919	1,665,675	2,649,490				
" exports.....	849,413	1,197,798	2,803,142	444,450	2,150,550				
Total trade.....	3,160,743	4,499,549	6,590,061	0,125	4,800,040				

3-4 EDWARD VII., A. 1904

No. 20—Continued.

EXPORTS.

BELGIUM—Continued.

EXPORTS.

ARTICLES.	1899.		1900.		1901.		1902.		1903.	
	Quantity.	Value.	Quantity.	Value.	Quantity.	Value.	Quantity.	Value.	Quantity.	Value.
Animals, living.....		\$		\$		\$		\$		\$
Ashes, pot and pearl.....	94	2,714	41	1,290			24	730	64	2,636
Books, &c.....		1,025		148		505		615		270
Breadstuffs—										
Grain—										
Barley.....			222,078	111,038	178,765	85,966	78,961	41,648	257,926	130,801
Buckwheat.....	87,227	48,323	35,588	18,153	143,870	80,730	47,727	28,328	56,929	32,549
Indian corn.....	540,856	215,103	276,394	111,645	705,057	308,061	565,969	28,233	69,300	34,650
Oats.....	197,909	64,617	413,316	132,217	1,304,648	395,542	123,187	43,631	228,504	78,515
Pease.....	48,001	32,776	144,996	102,159	331,648	226,276	109,495	96,216	163,430	138,207
Rye.....					210,519	122,111	21,484	12,890	55,188	31,029
Wheat.....	261,983	208,981	526,362	408,711	1,379,585	963,681	1,737,376	1,324,197	1,104,206	862,007
All other.....			12,778	11,177	2,275	2,700	1,573	1,985	637	828
Totals, grain.....	1,135,976	569,800	1,632,112	895,100	4,255,983	2,185,067	2,175,772	1,579,128	1,935,220	1,308,584
Grain products.....				15		7,280		286		712
Breadstuffs.....		569,800		895,115		2,192,347		1,579,424		1,309,296
Recapitulation.										
Coat.....					524	1,246			273	819
Drugs, dyes, &c.....		7,266		9,634		7,174		29,036		20,995
Fish and fish products—										
Lobsters, canned.....	42,140	13,140	26,014	6,332	143,395	32,590	130,010	29,351	178,340	41,462

SESSIONAL PAPER No. 10

All other.....				395			150	1,013	600
Totals, fish, &c.....	13,140			6,727			32,740	80,364	42,062
Fruits—									
Apples, dried.....	12,509	105,007		1,820	61,938		2,700	3,342	1,425
All other.....	708			2,777			2,113	107	1,322
Totals, fruits.....	13,217			4,597			4,813	3,449	2,747
Hay.....			3	25	400		3,871	18,386	15,532
Leather and manufactures of.....	1,234			773			15,371	3,707	9,138
Lime.....								16,636	21,047
Metals and minerals and manufactures of—									
Asbestos.....	237		414	16,260	2,211		161,468	41,912	22,226
Iron and steel and manufactures of.....	13,100			32,922			23,222	10,385	22,743
Lead ore.....	13,201			26,122			5,301,485	161,745	
All other metals and minerals and mfrs. of.....	28,684			41,390			82,789	156,593	105,080
Totals, metals, &c.....	54,985			116,494			267,479	371,235	150,649
Musical instruments.....				2,075			3,022	5,728	4,614
Provisions.....	3,137			1,386			601	9,550	2,021
Seeds—									
Clover and grass.....	3,837	611		459	130		1,248	15,361	3,464
Flax.....	89,671	31,281		42,599	25,202		40,323	170,069	123,875
Totals, seeds.....	93,508	31,892		43,058	25,332		41,371	185,630	129,339
Spirits and wines.....	1,320						110	3,921	14,981
Tobacco.....	3,599	9,708		2,807	6,127		780	100	8,848
Wood and manufactures of—									
Deals, pine.....	6,374	260		11,142	842		32,785	15,849	9,928
" spruce and other.....	35,444	932		22,683	2,535		49,988	9,731	3,732
Planks and boards.....	19,876	2,568		40,169	3,673		59,038	55,712	24,288
Wood pulp.....				19,603			15,362	9,199	217,470
All other wood and manufactures of.....	16,230			2,189			12,847	12,388	1,864
Totals, wood and mfrs. of.....	77,924			95,786			170,020	102,879	257,312
All other articles exported.....	6,544			17,681			25,226	49,930	65,805

No. 20—Continued.

BELGIUM—Concluded.

EXPORTS—Concluded.

ARTICLES.	1899.		1900.		1901.		1902.		1903.	
	Quantity.	Value.	Quantity.	Value.	Quantity.	Value.	Quantity.	Value.	Quantity.	Value.
<i>Recapitulation.</i>										
Exports, home produce.....		445,667		859,715		1,728,484		1,363,058		1,658,163
" foreign.....		403,746		338,083		1,077,658		1,081,392		492,387
Total exports (mdse.).....		849,413		1,197,798		2,806,142		2,444,450		2,150,550
Coin and bullion.....										
Total exports.....		849,413		1,197,798		2,806,142		2,444,450		2,150,550
" imports.....		2,311,330		3,301,751		3,783,919		1,665,675		2,649,490
Total trade.....		3,160,743		4,499,549		6,590,061		4,110,125		4,800,040

SESSIONAL PAPER No. 10

No. 20—Continued.

BRAZIL.

IMPORTS.

IMPORTS.

ARTICLES.	1899.		1900.		1901.		1902.		1903.	
	Quantity.	Value.	Quantity.	Value.	Quantity.	Value.	Quantity.	Value.	Quantity.	Value.
Coffee.....		§		§		§		§		§
(Dut. Lbs.										
{ Free ".....	1,399,864	102,249	1,885,521	140,939	33,000	2,709	914	139	400	50
Hides and skins, other than furs....					1,330,939	111,380	2,801,176	193,186	3,772,521	246,289
{ Dut. ".....						233,166		270,926		19,449
{ Free ".....		49		90,126				312		1,243
All other articles imported.....				293		300		2,046		
<i>Recapitulation.</i>										
Imports, dutiable.....						2,709		451		1,293
" free.....		102,294		231,358		344,846		406,158		265,738
Total imports (mdse).....		102,294		231,358		347,555		406,609		267,031
Coin and bullion.....										
Total imports.....		102,294		231,358		347,555		406,609		267,031
" exports.....		460,953		480,406		572,361		496,006		701,100
Total trade.....		563,247		711,764		919,916		902,615		968,131

3-4 EDWARD VII., A. 1904

No. 20.—Continued.
BRAZIL.—Concluded.

EXPORTS

EXPORTS

ARTICLES.	1899.		1900.		1901.		1902.		1903.	
	Quantity.	Value.	Quantity.	Value.	Quantity.	Value.	Quantity.	Value.	Quantity.	Value.
Breadstuffs		\$ 1,100		\$				\$ 1,887		
Fish and fish products— Codfish, including haddock, ling, pollock, &c., dry salted Cwt.	89,436	408,536	92,808	427,732	95,740	434,189	88,392	435,037	121,540	616,405
All other						24,212		200		1,003
Totals, fish, &c.		408,536		427,732		458,401		435,237		617,408
Gunpowder, &c. Lbs.	6,930	1,665	39,740	7,206	144,412	36,122	1,290	258		
Metals and minerals and manufactures of				10,175		5,139		1,615		13,435
Provisions						345		1,608		9,084
Ships			1	6,010						
Spirits and wines	78	220	1,289	476	481	1,178	189	577	297	986
Wood and manufactures of— Lumber—Deals, spruce and other St. Hd.	516	13,448	745	18,618			615	24,850	871	34,403
Planks and boards M. Ft.	6,970	35,927		9,264	5,307	59,866	1,608	19,002	749	9,353
All other wood and manufactures of						8,981		240		391
Totals, wood and mfrs. of		49,375		27,882		68,847		44,092		44,147
All other articles exported		57		925		2,329		10,732		16,040
Exports, home produce		460,453		480,241		572,361		435,597		701,100
foreign "				165				409		
Total exports (mdse)		460,453		480,406		572,361		496,006		701,100

Recapitulation.

No. 20—Continued.

Imports.

CENTRAL AMERICAN STATES.

IMPORTS.

ARTICLES.	1899.		1900.		1901.		1902.		1903.	
	Quantity.	Value.	Quantity.	Value.	Quantity.	Value.	Quantity.	Value.	Quantity.	Value.
Coffee.....	353,424	\$ 34,550	382,961	\$ 48,097	318,430 ⁷⁵	\$ 29,330	197,387	\$ 26,100	392,641	\$ 50,762
(Dut. Lbs.)						8				
(Free "										105
All other articles imported.....				13						200
(Dut.)										
(Free										
<i>Recapitulation.</i>										
Imports, dutiable.....		\$ 34,550		\$ 48,112		\$ 29,330		\$ 26,100		\$ 50,962
" free.....						8				
Total imports (indsc.).....		\$ 34,550		\$ 48,112		\$ 29,338		\$ 26,100		\$ 51,067
Coin and bullion.....										
Total imports.....		\$ 34,550		\$ 48,112		\$ 29,338		\$ 26,100		\$ 51,067
" exports.....		\$ 37,224		\$ 25,554		\$ 33,327		\$ 17,315		\$ 27,903
Total trade.....		\$ 71,774		\$ 73,666		\$ 62,665		\$ 43,415		\$ 78,970

No. 20—Continued.
CENTRAL AMERICAN STATES—Concluded.

EXPORTS.

EXPORTS.

ARTICLES.	1899.		1900.		1901.		1902.		1903.	
	Quantity.	Value.	Quantity.	Value.	Quantity.	Value.	Quantity.	Value.	Quantity.	Value.
Fish and fish products.....		\$		\$		\$		\$		\$
				2,978		4,481		5,589		11,267
Metals and minerals and manufactures of:—										
Iron and steel and manufactures of:—		75		1,070		2,400				168
Machines and machinery.....				248		454				2,746
All other.....										
Totals, metal &c.....		75		1,318		2,854				2,914
Spirits and wines.....	6,606	17,925	7,595	19,657	7,479	20,992	3,855	11,603	2,930	9,761
Wood and manufactures of.....		19,149				1,775				
All other articles exported.....		75		1,601		3,225		173		3,961
<i>Recapitulation.</i>										
Exports home produce.....		37,224		25,554		32,942		16,900		27,903
" foreign.....						385		415		
Total exports (ndse.....										
Coin and bullion.....		37,224		25,554		33,327		17,315		27,903
Total exports.....		37,224		25,554		33,327		17,315		27,903
" imports.....		34,580		48,112		29,388		26,100		51,067
Total trade.....		71,774		73,666		62,665		43,415		78,970

34 EDWARD VII., A. 1904

No. 20.—Continued.

EXPORTS.

CHILE.

IMPORTS.

ARTICLES.	1899.		1900.		1901.		1902.		1903.	
	Quantity.	Value.	Quantity.	Value.	Quantity.	Value.	Quantity.	Value.	Quantity.	Value.
Drugs, dyes, chemicals, &c.— Soda, nitrate of, soda ash, soda catu- tic, bichromate of, soda, sal. soda and silicate of soda in crystals or in solution. Free Lbs.	2,240,000	31,024	1,812,534	28,185			786,826	13,494	5,500,609	100,503
{ Dut.		7,952								%
{ Free										
Totals, drugs, dyes, &c.		38,976		28,185				13,494		100,503
All other articles imported										
Imports, dutiable										
" free		38,976		28,185				13,494		100,503
Coin and bullion		38,976		28,185				13,494		100,503
" exports		27,116		61,118				68,279		153,635
Total trade		66,092		89,303				81,773		253,538
<i>Recapitulation.</i>										
Imports, dutiable										
" free		38,976		28,185				13,494		100,503
Total imports (mdse.)		38,976		28,185				13,494		100,503
" exports		27,116		61,118				68,279		153,635
Total trade		66,092		89,303				81,773		253,538

SESSIONAL PAPER No. 10

No. 20.—Continued.
CHILE.—Concluded.

EXPORTS.

EXPORTS.

ARTICLES.	1889.		1900.		1901.		1902.		1903.	
	Quantity.	Value.	Quantity.	Value.	Quantity.	Value.	Quantity.	Value.	Quantity.	Value.
Fish and fish products.....		\$		\$		\$		\$		\$
Metals and minerals and manufactures of:—										
Gold and silver and mfrs. of:										
Silver, metallic, contained in ore, &c., Oz.					6,800	40,800				
Iron and steel and manufactures of:										
Agricultural implements.....		963		1,904		2,149		764		1,684
Machines and machinery.....				6,748		24,927		14,028		2,689
Lead, metallic, contained in ore, &c., Lbs.					2,210,000	66,300				
All other metals and minerals and manufactures of.....				145				1,432		12,398
Totals, metals, &c.....		963		8,797		134,176		16,224		16,771
Spirits and wines.....	2		348	998	552	1,665	109	332	631	2,086
Wood and manufactures of:—										
Planks and boards.....	2,301	18,703	4,991	50,451	7,338	71,345	3,650	40,532	9,313	109,721
All other.....		7,004		304		291		636		4,034
Totals, wood and mfrs. of.....		25,707		50,755		71,636		41,168		113,755
All other articles exported.....		441		568		580		9,237		12,489
Exports, home produce.....		27,116		61,118		207,404		67,866		153,068
foreign ".....						633		413		27
Total exports (mdse.).....		27,116		61,118		208,037		68,279		153,035
Coin and bullion.....										
Total exports.....		27,116		61,118		208,037		68,279		153,035
" imports.....		38,976		28,185				13,494		100,563
Total trade.....		66,092		89,303		208,037		81,773		253,538

Recapitulation.

SESSIONAL PAPER No. 10

	(Dut.	116,978	3,144	1,403	3,106	2,575
Totals, drugs, dyes, &c.....	Free.	507	57	62,708	23	245
Earthenware and chinaware	Dut.	2,924	3,068	2,350	1,499	1,295
Fancy goods.....	"	1,483	467	728	665	1,108
Fireworks, firecrackers and torpe- does of all kinds.....	"	7,084	7,243	6,243	7,943	6,307
Fish and fish products.....	"	5,621	5,959	5,703	4,552	5,393
Free.						
Fruits.....	(Dut.	4,350	8,722	4,169	5,971	6,700
Free.						4
Furs and mfrs. of.....	Dut.	136	624	1,640	15,008	4,862
Hides and skins other than fur.....	Dut.	7,821	4,360	38,426	7,168	5,650
Leather and mfrs. of.....	"	1,637		2,580	28,655	23,402
Metals and minerals, and mfrs. of	Dut.	1,333	860	2,311	328	141
Free.	"	2,061	1,397	2,311	2,475	493
Oils.....	(Dut.	9,777	5,776	12,435	15,987	20,727
Free.						31
Packages, all kinds.....	(Dut.	14,823	5,571	10,549	10,846	9,263
Free.						
Paper and mfrs. of.....	Dut.	1,791	2,014	947	979	2,469
Pickles and sauces.....	(Free.	1,719	2,896	1,153	3,010	1,909
Dut.		10,314	13,351	14,930	10,221	
Plants and trees.....	"	6	35	5	5	
Free.		406	263	975	351	447
Provisions.....	(Dut.	4,403	4,206	2,332	3,340	5,350
Free.						
Ribbons.....	Dut.	15	18	21		24
Settlers' effects.....	Free.	348	1,610	44	470	950
Silk and mfrs. of.....	(Dut.	5,723	8,625	6,623	7,601	11,736
Free.						
Spices.....	(Dut.	530	3,632	3,062	1,628	4,074
Lbs.		15,108	73,068	29,855	89,596	
Spirits and wines—						
Cordials and liqueurs of all kinds, N.E.S.; mescal, pulque, rum shrub, schiedam and other schnapps; tafia, angostura, and similar alcoholic bitters or beverages.....	Dut. Galls.	7,983	2,145	4,610	6,178	3,001
All other spirituous liquors.....	" "	5,248	6,051	5,575	4,607	7,941
Wines, all kinds.....	" "	31,537	30,474	39,941	11,132	32,895
Totals, spirits and wines.....	" "	44,768	38,670	16,622	21,967	45,539

No. 20.—Continued.
 CHINA—Continued.
 IMPORTS—Concluded.

ARTICLES.	1899.		1900.		1901.		1902.		1903.	
	Quantity.	Value. \$	Quantity.	Value. \$	Quantity.	Value. \$	Quantity.	Value. \$	Quantity.	Value. \$
Starch.....	64,226	926	67,546	967	65,415	932	101,037	1,392	47,397	556
Sugar and molasses.....	60	28,642	45	8,143	10	27,607	12	38,527	1,592	1,592
Tea.....	3,008,124	300,998	3,487,389	391,411	3,963,148	468,386	1,144,993	150,802	1,883,832	803
{ Free, ".....	14,800	2,566	10,120	1,432	1,150	14,400	2,238	5,989	840
{ Dut, ".....	6,704	6,652	8,578	11,624	10,811
Vegetables.....	1,730	2,048	2,764	1,678	906
Wood and mfrs. of.....	1	485	956	912	1,255
{ Free.....	1,424	1,515	184	3,334	1,865
{ Dut, ".....	3,293	2,765	2,860	614	2,517
{ Free.....	286	3,431	1,638	3,040
<i>Recapitulation.</i>										
Imports, dutiable.....	370,844	211,730	297,135	298,226	215,994
" free.....	885,144	412,703	577,448	191,215	296,123
Total imports (mdse.).....	755,988	624,433	844,583	489,441	512,117
Coin and bullion.....	2	50
Total imports.....	755,990	624,433	844,583	489,441	512,167
" exports.....	290,085	256,307	510,886	277,309	175,876
Total trade.....	1,046,075	880,740	1,355,469	766,750	688,043

SESSIONAL PAPER No. 10

No. 20.—Continued.
CHINA—Continued.

EXPORTS.

EXPORTS.

ARTICLES.	1899.		1900.		1901.		1902.		1903.	
	Quantity.	Value.	Quantity.	Value.	Quantity.	Value.	Quantity.	Value.	Quantity.	Value.
Breadstuffs—										
Wheat flour..... Brls.									708	2,331
All other.....		5				5,509				770
Totals, breadstuffs.....		5				5,509				3,101
Carriages, bicycles, &c., and parts of						60		10		
Clothing and wearing apparel.....						259,890		660		65
Cotton and mfrs. of.....		176,601		101,093		30,841		148,745		43,803
Drugs, dyes, chemicals, &c.....		720				231		651		1,398
Fish and fish products.....		33		529		921		75		426
Leather and mfrs. of.....						74,821				
Metals and minerals and mfrs. of.....		4,798		13,774		34,196		9,275		4,387
Milk and cream, condensed..... Lbs.									643,091	56,145
Provisions—										
Butter..... Lbs.	5,515	1,324	6,096	1,663	4,432	1,199	304	78	630	141
All other.....		1,601		987		568		1,409		1,734
Totals, provisions.....		2,925		2,650		1,767		1,487		1,875
Spirits and wines.....	2,056	5,171	4,070	11,520	2,769	7,804	1,692	5,217		
Tobacco.....	1,104	500	4,887	2,635	980	500	4,550	1,500		
Wood and mfrs. of—										
Lumber—Planks and boards..... M. ft	8,108	71,345	12,148	115,662	5,000	65,586	8,596	91,089	4,920	57,497
Other lumber.....		4,439		638		419		545		61
All other wood and mfrs. of.....		16,917		630		46		1,513		376
Totals, wood and mfrs. of.....		32,701		116,930		66,051		93,147		57,934

No. 20—Continued
 EXPORTS—Concluded. CHINA—Concluded. EXPORTS—Concluded.

Articles.	1899.		1900.		1901.		1902.		1903.	
	Quantity.	Value.	Quantity.	Value.	Quantity.	Value.	Quantity.	Value.	Quantity.	Value.
All other articles exported.....		6,631		7,116		28,295		16,542		7,632
<i>Recapitulation.</i>										
Exports, home produce.....		289,655		254,814		505,194		274,766		175,636
" foreign		430		1,493		5,632		2,543		140
Total exports (indse).....		290,085		256,307		510,826		277,309		175,776
Coin and bullion.....										100
Total exports.....		290,085		256,307		510,826		277,309		175,876
" imports.....		755,990		624,433		844,583		489,441		512,167
Total trade		1,046,075		880,740		1,355,409		766,750		688,043

CUBA.

IMPORTS.

ARTICLES.	1899.		1900.		1901.		1902.		1903.	
	Quantity.	Value.	Quantity.	Value.	Quantity.	Value.	Quantity.	Value.	Quantity.	Value.
		%		%		%		%		%
Furs and manufactures of..... { Dut. { Free. {										
Metals and minerals and mfrs. of. { Dut. { Free. {										
Sponges..... Dut.										
Tobacco and mfrs. of—										
Cigars..... Dut. { No. { Lbs. {										
All other tobacco..... { Free {										
Totals, tobacco and mfrs. of. { Dut. { Free. {										
All other articles imported..... { Dut. { Free. {										
<i>Recapitulation.</i>										
Imports, dutiable.....										
" free.....										
Total imports (mdse).....										
Coin and bullion.....										
Total imports.....										
" exports.....										
Total trade.....										

Not separately stated prior to 1900.

Not separately stated prior to 1900.

Not separately stated prior to 1900.

Not separately stated prior to 1900.

Not separately stated prior to 1900.

Not separately stated prior to 1900.

No. 20.—Continued.
CUBA—Concluded.

EXPORTS—Concluded.

EXPORTS—Concluded.

ARTICLES.	1899.		1900.		1901.		1902.		1903.	
	Quantity.	Value.	Quantity.	Value.	Quantity.	Value.	Quantity.	Value.	Quantity.	Value.
Breadstuffs—		%		%		%		%		%
Beans.....			4,809	6,091	624	432	1,283	2,059	4,066	7,482
Oats.....			1,350	548	544	175			166,024	52,863
Wheat flour.....			25	39	41	178			50	108
All other.....				483		1,424		1,252		700
Totals, breadstuffs.....				7,221		2,709		3,311		61,273
Carriages, bicycles, &c.....			33	33		40		99		10
Coal and coke.....			3,090	9,031	3,128	7,369	3,815	11,387		2,652
Drugs, dyes, chemicals, &c.....				3,517		7,384		790		2,540
Fish and fish products—										
Codfish, including haddock, &c., dry salted Cwt.			95,755	337,655	78,916	227,904	58,653	223,125	79,232	298,291
Herrings, pickled.....			100	300	1,755	6,453	50	175	150	567
" smoked.....			86,475	1,697	5,300	126	11,152	218	9,815	161
All other.....				37		5,920		1,307		445
Totals, fish and fish products.....				339,689		240,403		224,825		299,467
Fruits.....			1,807	1,327		700		590		274
Hay.....				18,772	2,164	21,713	3,318	26,136	2,354	17,990
Metals and minerals and manufacturers of.....				19,049		13,500		12,675		10,769
Milk and cream, condensed.....									807,050	55,887
Provisions—										
Butter.....			7,241	1,624	1,222	270	865	243	845	202
Cheese.....			2,617	392	1,380	211	2,976	350	2,423	331
Meats—										
Bacon and hams.....					200	34	210	33		

Not separately stated prior to 1900.

SESSIONAL PAPER No. 10

All other.....						255			85		66
Totals, provisions.....		2,016				770			711		599
Spirits and wines.....	Galls.			899		970	315	909	2,868	217	794
Vegetables—											
Potatoes.....	Bush.	185,565		363,149		181,103	385,418	307,986	231,106	235,088	169,672
All other.....		108				777					
Totals, vegetables.....		185,673				181,880			231,106		169,672
Wood and manufactures of—											
Planks and boards.....	M. ft.	88,453		8,635		91,468	6,625	9,067	117,453	8,240	119,954
Staves and headings.....		85		60		100	35	4	1,066		739
Shingles.....	M.	1,794				6,852			5		
All other.....									844		9,485
Totals, wood and mfrs. of.....		90,332				98,420			119,368		130,198
All other articles exported.....		3,347				2,095			15,249		16,667
<i>Recapitulation.</i>											
Exports, home produce.....		669,304				575,582			647,172		765,693
" foreign.....		13,480				2,431			1,943		3,039
Total exports (mdse).....		682,784				578,013			649,115		768,732
Coin and bullion.....											
Total exports.....		682,784				578,013			649,115		768,732
" imports.....		235,356				343,374			264,689		307,551
Total trade.....		918,140				921,387			913,804		1,076,283

3-4 EDWARD VII., A. 1904

No. 20—Continued.

DANISH WEST INDIES.

EXPORTS.

IMPORTS.

ARTICLES.	1899.		1900.		1901.		1902.		1903.	
	Quantity.	Value.	Quantity.	Value.	Quantity.	Value.	Quantity.	Value.	Quantity.	Value.
Sugar and molasses—										
Sugar	59,858	1,616			8,720	1,695		8,901	600	12
Syrup and molasses	38,626	6,823					55,717	8,901	872	191
Totals, sugar, &c.		8,439				1,695		8,901		203
All other articles imported.										
(Dut.)				77						89
(Free.)		462		1,079						
<i>Recapitulation.</i>										
Imports, dutiable.....		8,439		77		1,725		8,901		292
" free.....		462		1,079		153				
Coin and bullion		8,901		1,156		1,878		8,901		292
Total imports (mdse.)										
Total imports		8,901		1,156		1,878		8,901		292
" exports		37,775		37,485		9,688		105,186		120,179
Total trade.....		46,676		38,641		11,566		114,087		120,471

SESSIONAL PAPER No. 10

EXPORTS.

DANISH WEST INDIES—Continued.

ARTICLES.	1899.		1900.		1901.		1902.		1903.	
	Quantity.	Value.	Quantity.	Value.	Quantity.	Value.	Quantity.	Value.	Quantity.	Value.
Breadstuffs—										
Bread and biscuits. Cwt.	8	46	10	71			1	6	4	28
Flour of wheat. Brls.	42	188	2	9						
Oats. Bush.	998	505	554	290			6	3	170	89
Pease. "	916	1,128	1,587	2,134			88	100	418	526
All other. "		32		159				72		94
Totals, breadstuffs.		1,899		2,663				181		737
Carriages, &c., and parts of.		300								3
Drugs, dyes, chemicals and medicines.		120		100				142		37
Fish and fish products—										
Codfish, including haddock, ling and pollock, dry salted. Cwt.	3,315	11,233	2,625	10,026	1,770	6,592	304	1,097	1,596	5,904
Mackerel, pickled. Brls.	24	296	57	665	32	257	2	18	9	90
Herrings. "	959	3,201	807	3,140	585	2,173	206	814	673	2,505
Sea-fish. "	307	1,109	363	1,572	1	6				
All other. "		646		865		402		31		415
Totals, fish, &c.		16,485		16,268		9,430		2,020		8,914
Fruits.		35		47				23		9
Leather and manufactures of.		28						183		2,017
Metals and minerals and manufactures of.										
Provisions—										
Butter. Lbs.	49,812	9,768	50,517	10,072			7,657	1,581	29,582	6,077
Cheese. "	41,502	4,624	19,778	2,515			2,854	332	16,304	2,037
All other. "		150		10						
Totals, provisions.		14,542		12,597				1,913		8,114

SESSIONAL PAPER No. 10

No. 20—Continued.

DENMARK.

IMPORTS.

IMPORTS.

ARTICLES.	1899.		1900.		1901.		1902.		1903.	
	Quantity.	Value. \$	Quantity.	Value. \$	Quantity.	Value. \$	Quantity.	Value. \$	Quantity.	Value. \$
Drugs, dyes, chemicals, &c.										
{ Dut.	63	50		1,125		431		300		431
{ Free.								176		
Earthenware and chinaware	3	311		322		73		305		305
Hides and skins other than fur		8,434				3,058		3,050		3,050
Metals and minerals and mfrs. of, {	140			59		261		313		313
{ Free	145					67				
Rennet	1,766	4,999		3,504		4,190		6,601		6,601
Seeds and bulbous roots		29		735		386		808		808
Spirits and wines	29	106	60	4,092	76	128			26	82
{ Dut. Galls				287		371				
{ Free	106		15	1,402						1,952
All other articles imported										
<i>Recapitulation.</i>										
Imports, dutiable		355		792		2,646		1,091		3,331
" free		1,974		13,498		8,721		7,746		9,951
Totals imports (mdse)		2,329		14,290		11,367		8,837		13,282
Coin and bullion										
Total imports		2,329		14,290		11,367		8,837		13,282
" exports		54,391		42,261		55,902		106,360		167,161
Total trade		56,720		56,551		67,269		115,197		180,443

3-4 EDWARD VII., A. 1904

No. 20—Continued.

EXPORTS.

DENMARK—Concluded.

ARTICLES.	1899.		1900.		1901.		1902.		1903.	
	Quantity.	Value.	Quantity.	Value.	Quantity.	Value.	Quantity.	Value.	Quantity.	Value.
Breadstuffs.....		%		%		%		%		%
Carriges.....		473		5,046		15,748		46,987		
Coal.....		2,370				28,372		18,788		
Fish and fish products—										
Lobsters, canned.....	97,584	23,781	60,620	13,870	89,220	22,363	37,359	8,810	92,106	19,873
All other.....						643		1,110		1,716
Totals, fish, &c.....		23,781		13,870		23,008		9,920		21,589
Metals and minerals and mfrs. of—										
Iron and steel and mfrs. of—										
Agricultural implements.....		5,715		13,046		7,798		12,545		13,626
All other metals, &c.....		150				3,500		4,774		1,950
Totals, metals, &c.....		5,865		13,046		11,298		17,319		15,576
Musical instruments.....						354		762		938
Seeds and bulbous roots—										
Clover and grass.....	4,350	20,765	1,788	13,069	1,845	13,517	4,029	31,257	8,067	54,179
All other.....										
Totals, seeds, &c.....		20,765		13,069		13,517		31,257		54,179
Tobacco and mfrs. of.....										
Wool and mfrs. of.....			3,800	1,176	7,600	2,352	8,000	2,380		20
All other articles exported.....		1,137		365		327		602		56
				705						9,028

SESSIONAL PAPER No. 10

Recapitulation.

Exports, home produce	54,391	42,261	55,902	105,030	166,105
" foreign				1,330	1,036
Total exports (indise)	54,391	42,261	55,902	106,360	167,161
Coin and bullion					
Total exports	54,391	42,261	55,902	106,360	167,161
" imports	2,329	14,290	11,367	8,837	13,282
Total trade	56,720	56,551	67,269	115,197	180,443

IMPORTS.

DUTCH EAST INDIES.

IMPORTS.

ARTICLES.	1899.		1900.		1901.		1902.		1903.	
	Quantity.	Value. \$	Quantity.	Value. \$	Quantity.	Value. \$	Quantity.	Value. \$	Quantity.	Value. \$
Coffee.....	44,743	4,900	62,077	9,638	80,317	11,638	49,747	6,928	47,427	7,502
Sugar.....	6,709,119	145,825	13,204,883	311,975	33,271,933	639,853	23,114,321	410,976
All other articles imported.....	981	1,484	13	1,895
	3,056
<i>Recapitulation.</i>										
Imports, dutiable.....	146,806	313,159	699,866	412,871
" free.....	4,900	9,638	11,638	6,928	10,558
Total imports (ndse).....	151,706	9,638	324,797	706,794	423,429
Coin and ballion.....
Total imports.....	151,706	9,638	324,797	706,794	423,429
" exports.....	125	979
Total trade.....	151,831	10,617	324,797	706,794	423,429

SESSIONAL PAPER No. 10

No. 20—Continued

DUTCH WEST INDIES.

IMPORTS.

IMPORTS.

ARTICLES.	1899.		1900.		1901.		1902.		1903.	
	Quantity.	Value. \$	Quantity.	Value. \$	Quantity.	Value. \$	Quantity.	Value. \$	Quantity.	Value. \$
Coffee..... Free, Lbs.			135,776	11,705						
Salt..... " "	1,516.82	1,990	40,650	42						
Syrup and molasses..... Dut. Galls.			8,127	1,485						
All other articles imported..... { Free.		86				121				
<i>Recapitulation.</i>										
Imports, dutiable.....		86		1,435		121				
" free.....		1,990		11,747						
Total imports (mdsc).....		2,076		13,182		121				
Coin and bullion.....										
Total imports.....		2,076		13,182		121				
" exports.....				761		10,758		14,033		9,563
Total trade.....		2,076		13,943		10,879		14,033		9,563

No. 20—Continued.
DUTCH WEST INDIES—Concluded.

ARTICLES.	1899.		1900.		1901.		1902.		1903.	
	Quantity.	Value.	Quantity.	Value.	Quantity.	Value.	Quantity.	Value.	Quantity.	Value.
Breadstuffs		ƒ		ƒ		ƒ		ƒ		ƒ
Provisions										
Ships										
{ No.										
{ Tons.										
Spirits and wines			265	761	325	918	1,220	3,079	528	1,733
Vegetables						700		39		
All other articles exported						607		2,757		330
<i>Recapitulation.</i>										
Exports, home produce				761		10,336		14,033		9,563
" foreign						422				
Total exports (mdsc)				761		10,758		14,033		9,563
Coin and bullion										
Total exports				761		10,758		14,033		9,563
" imports		2,076		13,182		121				
Total trade		2,076		13,943		10,879		14,033		9,563

SESSIONAL PAPER No. 10

Crapes, black	Dut.	2,571	3,252	1,414	3,503	3,473
Curtains and shams	"	15,240	23,514	30,138	31,043	40,002
Drugs, dyes, chemicals, &c.— Aniline dyes and coal tar dyes, in bulk or packages of not less than 1 lb.	Free. Lbs.	5,060	4,539	16,368	12,036	26,485
Cream of tartar in crystals.	"	86,762	99,114	111,008	101,719	624,432
Gelatine and isinglass	Dut.	5,117	8,224	7,487	11,029	33,461
Glycerine	"	2,920	2,552		292	
Medicinal or medicated wines con- taining not more than 40 per cent of proof spirit.	"	5,230	5,658	4,235	5,612	5,961
Proprietary medicines all kinds.	"	30,846	24,957	24,643	30,229	29,656
Spirits and strong waters of any kind mixed with any ingredient or ingredients, and known or design- ated as anodynes, elixirs, &c.	"	1,641	2,504		1,884	
All other	{ Free.	1,972	1,384	2,103	2,908	1,860
	{	9,778	16,485	13,217	10,831	10,725
	{	11,044	15,535	10,814	11,159	18,781
Totals, drugs, dyes, &c.	{ Dut.	55,863	59,360	52,135	60,901	54,667
	{ Free.	102,866	119,188	138,790	124,914	127,297
Earthenware and chinaware	Dut.	37,999	38,132	54,071	57,346	62,025
Electric apparatus	"	229	663	1,071	470	900
Embroideries, N. O. P.	"	5,756	4,102	6,563	5,101	10,986
Fancy goods— Bead ornaments and statuettes, N. E. S.	Dut.	22,326	18,496	26,238	26,933	38,792
Braids, bracelets, corals, &c.	"	17,707	18,361	40,161	40,857	39,786
Flowers, artificial.	"	18,536	20,387	28,965	28,190	27,960
Laces, lace collars and similar goods, &c.	"	81,448	80,102	135,584	184,341	202,441
Toys and dolls of all kinds	"	11,749	7,258	11,218	11,775	11,430
All other	"	43,921	33,147	36,422	38,637	43,257
Totals, fancy goods.	"	195,287	178,951	270,588	330,723	364,496
Fish and fish products— Anchovies and sardines, packed in oil or otherwise, in $\frac{1}{4}$ boxes, measuring not more than $\frac{1}{4}$ inches long, $\frac{3}{8}$ inches wide and 14 inches deep.	Dut. Boxes	457,640	33,248	33,397	38,213	35,280
Anchovies and sardines in $\frac{1}{2}$ boxes, measuring not more than 5 inches long, 4 inches wide and $\frac{1}{2}$ inches deep.	"	3,605	3,539	2,456	3,461	1,313
	"	24,196	12,391	16,870	6,211	

SESSIONAL PAPER No. 10

Silvered glass, bevelled or not, framed.....	Dut.	4,071	5,926	9,806	6,410	8,715
All other.....	Dut.	9,295	21,217	12,701	9,349	24,036
Totals, glass and mfrs. of...		40,731	43,370	44,734	47,294	58,117
Gloves and mfrs.....	Dut	185,825	171,477	203,258	204,666	248,254
Glue, glue-stock and mucilage.....	Free	20,715	11,654	22,206	16,061	17,932
Gutta-percha, India-rubber and manufactures of.....	Dut	1,819	2,381	2,007	1,296	1,900
	Free	963	327	2,693	2,355	201
	Dut	988	13	416	450	573
Hair and manufactures of.....	Free	970	84	806	84	1,182
Hats, caps and bonnets.....	Dut	9,884	13,627	19,328	20,298	17,794
Hides and skins other than fur.....	Free	4,292	4,605	9,949	10,502	8,125
Ink, writing or printing.....	Dut	135,195	151,554	262,202	400,238	496,194
Jewellery.....	Free	3,531	1,832	4,123	4,142	4,213
	Dut	17,182	28,971	14,087	15,690	18,474
Leather and manufactures of— Calf, kid, lamb and sheep skins, tanned, waxed or glazed.....	Dut. Lbs.	14,280	24,469	14,552	30,131	18,352
Upper leather, including dongola, cordovan, kangaroo, &c.....	" "	8,097	12,985	5,559	10,914	17,082
All other.....	" "	4,179	4,245	7,635	8,061	3,912
Totals, leather and mfrs. of.....	" "	24,682	28,768	23,646	49,106	39,346
Metals and minerals and mfrs. of—						
Brass and manufactures of.....	Dut	8,523	8,957	16,286	13,136	23,039
	Free	4,052	6,266	2,723	3,766	5,898
Copper and manufactures of.....	Dut	40	190	502	225	231
	Free	8,742	4,950	6,688	200	6,918
Gold and manufactures of.....	Dut	15,782	29,772	26,177	128,713	58,514
	Free	2,040	1,670	3,750	2,314	21,064
Iron and steel and mfrs. of.....	Dut	3,906	10,125	8,004	6,999	10,039
	Free	2,600	2,009	860	860	526
Lead and manufactures of.....	Dut	590	513	527	696	499
	Free	184	1,402	1,402	4,485
Zinc and manufactures of.....	Dut	169	184	32	2
Miscellaneous metals and minerals and manufactures of.....	Free	10,038	16,773	16,861	2,920	20,684
	Dut	14	5	171	92
Totals, metals, &c.....	Dut	47,621	71,464	75,077	180,503	119,926
	Free	8,766	10,114	8,128	10,231	31,565

3-4 EDWARD VII., A. 1904

No. 20—Continued.
FRANCE—Continued.

IMPORTS—Continued.

ARTICLES.	1899.		1900.		1901.		1902.		1903.	
	Quantity.	Value.	Quantity.	Value.	Quantity.	Value.	Quantity.	Value.	Quantity.	Value.
Mineral and aerated water	{ Dut.	8,141		15,322		18,162		24,246		28,295
	{ Free.							54		
Musical instruments.	{ Dut.	15,025		13,383		21,210		25,389		23,140
	{ Free.									
Oils	{ Dut.	26,169		25,078		19,149		25,180		27,844
	{ Free.	855		31		152		1,159		1,691
Oilcloth	{ Dut.	440		1,020		143		1,146		309
	{ Free.									
Optical instruments, &c.	{ Dut.	18,666		13,081		16,510		18,870		25,736
	{ Free.	1,357		4,392		2,465		1,473		1,895
Packages, all kinds.	{ Dut.	79,292		87,137		82,468		103,824		110,631
	{ Free.	51		97		38		71		
Printings in oil or water colours, prints, engravings, drawings, building plans, photographs and pictures, N. E. S.	{ Dut.	5,930		3,226		5,287		4,472		4,120
	{ Free.	46,910		94,428		12,998		16,728		15,943
Paints and colours	{ Dut.	27,402		6,781		5,078		4,344		8,395
	{ Free.	360		1,095		646		1,948		2,617
Paper and manufactures of	{ Dut.	12,883		10,785		11,773		11,709		21,764
	{ Free.									
Pencils, lead, in wood or otherwise.		1,008		1,142		511		876		485
Perfumery, all kinds, pomades, &c. Alcoholic perfumes and perfumed spirits, bay rum, cologne, &c., and other toilet preparations, containing spirits, in bottles, &c., weighing not more than 4 ozs. each.	{ Dut.	25,638		26,545		22,100		21,192		24,424
	{ Free.	1,395		2,392		1,156		1,411		994
" " weighing more than 4 ozs.	{ Dut.	18,996		21,681		24,354		25,197		27,675
	{ Free.	10,907		11,258		15,157		16,013		20,320
All other.										
Totals, perfumery.		55,541		59,484		61,611		62,402		72,419

SESSIONAL PAPER No. 10

Plants and trees	(Dut.	3,091	2,680	1,550	2,054	3,063
	(Free.	6,652	6,506	6,108	7,201	5,447
Precious stones of all kinds and imitations of	(Dut.	11,817	11,460	15,397	16,166	24,362
	(Free.	13,466	34,940	24,354	59,430	328,323
Provisions	(Dut.	5,544	7,393	7,497	6,702	8,782
	(Free.	1,270	1,620	10,720	1,112	1,007
Rags	Dut.	161,788	140,184	115,241	133,182	205,954
Ribbons	Dut.	9,222	4,750	8,245	7,416	9,806
Seeds and bulbous roots.	(Free.	22,478	24,171	12,757	22,200	29,043
Settlers' effects	"	897	1,620	10,720	12,377	12,982
Silk and wms. of—						
Fabrics.	Dut.	363,844	426,715	412,075	437,024	546,495
	"	66,314	48,283	33,351	31,994	47,088
All other.	(Free.	563	367	286	367	233
Totals, silk and wms. of.	(Dut.	430,158	474,998	445,426	469,918	593,583
	(Free.	563	367	286	367	233
Soap—						
Castile, mottled or white.	Dut.	24,743	30,820	28,907	43,507	40,325
All other.	"	3,140	3,228	3,836	5,437	7,255
Totals, soap.	"	27,883	34,048	32,803	48,944	56,780
Spirits and wines—						
Brandy, including artificial brandy and imitations of brandy.	Dut.	193,121	276,868	338,621	376,164	438,343
Cordials and liquors of all kinds, N. E. S., mescal, pulque, rum shrub, &c.	"	7,098	27,486	25,963	30,809	34,052
All other spirituous or alcoholic liquors.	"	14,236	16,921	19,909	21,272	24,055
Wines, non-sparkling.	"	105,461	98,870	104,532	108,432	114,239
Wines, sparkling.	"	183,714	231,603	213,680	225,297	205,885
Totals, spirits and wines.	"	588,291	672,015	702,705	761,914	816,624
Stone and wms. of	(Dut.	622	517	611	1,090	705
	(Free.	1,255	1,207	4,543	6,151	199
Sugar and molasses—						
Sugar.	Dut.	390	12	786,618	1,297,006	145,967
	Lbs.	390	34,903,148	69,088,151	9,256,223	9,256,223

No. 20—Continued.

IMPORTS—Concluded.

FRANCE—Continued.

IMPORTS—Concluded.

ARTICLES.	1899.		1900.		1901.		1902.		1903.	
	Quantity.	Value.	Quantity.	Value.	Quantity.	Value.	Quantity.	Value.	Quantity.	Value.
Sugar and molasses— <i>Con.</i>										
Sugar candy, brown or white, and confectionery, including sweetened gums, candied peel and popcorn	22,963	3,921	22,188	5,010	35,575	7,666	36,394	7,549	36,306	7,701
All other		2,815				20				73
Totals, sugar and molasses.		6,735		5,022		794,304		1,304,615		153,741
Tobacco, pipes, pipe mounts, cigars and cigarette cases, &c		58,755		65,930		92,337		84,469		107,843
Trunks, pocket books, purses, hat boxes, carpet bags, &c		13,107		12,885		11,900		9,088		12,489
Vegetables—										
Tomatoes and other vegetables, including corn and baked beans in cans or other pkgs, N. E. S.	325,102	26,662	371,876	31,175	182,885	18,574	308,260	29,413	410,203	37,533
All other		62		182		751		195		93
Totals, vegetables		26,724		31,357		19,325		29,608		37,626
Watches and parts of		19,816		19,226		6,394		13,039		11,878
Wooling		2,416		5,081		980		2,301		2,885
Wood and mfrs. of		11,375		5,191		13,161		28,630		9,088
Free				17		472		138		
Wool and mfrs. of—										
Cassimeres, cloths and doerings	52,798	20,110	90,992	46,998	94,762	32,015	155,771	63,182	78,162	31,903
Clothing, ready-made, and wearing apparel composed wholly or in										

3-4 EDWARD VII., A. 1904

SESSIONAL PAPER No. 10

part of wool, &c., N.E.S. Dut.	11,125	11,817	38,962	11,316	24,167
Fabrics composed wholly or in part of wool, worsted, &c. " Yds.	513,508 3,802	509,531 14,480	505,423 42,833	643,660 59,725	704,608 57,548
Flannels	13,136	195,322	277,160	272,841	
Nobls, being the short wool which falls from the combs in worsted factories; and worsted tops, N.E.S. Free	3,059	2,511	5,495	7,387	4,700
Women's and children's dress goods, coatmings, Italian cloths, alpaccas, Orleans, Cashmeres, Henriettas, serges, buntings, men's cloth, bengalines, whip cords, twills, &c. Dut. Sq. yds.	15,238	17,669	53,315	15,612	15,149
Wool not further prepared than washed, N.E.S. Free... Lbs.	610,140 2,917	314,153 475	187,289 510	326,459 3,373	283,138 1,127
Yarns	1,550	440	13,115	6,174	562
All other. Dut. Free.	27,245	22,728	18,660	27,990	30,250
Totals, wool and mfrs. of. (Dut. Free.)	592,628 124,635	623,698 316,664	643,024 193,234	804,858 333,846	865,052 288,400
All other articles imported. (Dut. Free.)	42,286 33,350	53,209 22,833	47,480 59,448	56,717 21,277	67,179 31,363
<i>Recapitulation.</i>					
Imports, dutiable	3,333,259	3,601,420	4,675,765	5,791,812	5,086,879
" free	546,613	863,262	827,412	1,123,623	1,417,049
Total imports (mdsc.)	3,879,872	4,464,682	5,503,177	6,915,435	6,503,928
Coin and bullion.	256	256	228	48	
Total imports	3,879,872	4,464,938	5,503,405	6,915,383	6,503,928
" exports	1,557,722	1,374,770	1,581,331	1,388,848	1,341,618
Total trade	5,437,594	5,839,708	7,084,736	8,304,231	7,845,546

3-4 EDWARD VII., A. 1904

No. 20—Continued.

FRANCE—Continued.

EXPORTS.

EXPORTS.

ARTICLES.	1899.		1900.		1901.		1902.		1903.	
	Quantity.	Value.	Quantity.	Value.	Quantity.	Value.	Quantity.	Value.	Quantity.	Value.
Animals, living										
Horses..... No.					36	2,520				
All other.....						10,450				
Totals, animals living.....						12,970				
Ashes, pot and pearl.....			10	300	20	600	12	350		163
Books, pamphlets, &c.....		475		4,878		943		298		
Breadstuffs										
Oats..... Bush.	18,616	24,961			324,885	89,139	18,741	7,896	2,648	791
Pease..... "			32,667	34,758	35,976	56,457	28,417	53,292	20,739	44,978
Wheat..... "	107,288	104,685	143,692	103,357	91,550	62,309	221,672	174,700		
All other.....		132,254		173,715		64,927		26,056		26,114
Totals, breadstuffs.....		261,901		313,830		272,832		261,944		70,986
Carriages, bicycles, &c., and parts of.....										
Coal..... Tons.		8,153		3,317		14,595		31,022		85
Drugs, dyes, chemicals, &c.....		490		2,288	1,616	5,261	300	1,245		2,925
Fish and fish products—										
Lobsters, canned..... Lbs.	2,405,059	561,575	2,453,565	517,973	3,079,732	608,343	2,073,455	435,097	2,794,351	700,840
Salmon..... "		105	25,320	2,975	2,400	200	99,106	6,801		
All other.....				5,239		201		733		1,655
Totals, fish, &c.....		561,680		526,187		608,744		442,631		702,495

SESSIONAL PAPER No. 10

Fruits of all kinds.....		38,322	28,298		3,129		1,700	3,650
Furs.....							5,459	106,612
Hay.....	Tons.				10	1,374	13,290	
Hides, &c., other than fur.....			1,697		3,871		1,624	20
Leather and manufactures of.....								
Metals and minerals and mfrs. of—								
Iron and steel and mfrs. of—								
Agricultural implements.....	No.	253,961	208,584		217,897		227,729	238,868
Sewing machines.....		601	637	35				
All other.....		8,384	10,824		23,896		12,968	4,635
Miscellaneous metals and minerals and manufactures of—								
Asbestos.....	Tons.	165	1,100		240		30,245	19,740
All other.....					1,219		2,912	1,024
Totals, metals, &c.....		263,111	221,165		268,469		283,854	264,327
Provisions.....		95	1,227		1,017			
Seeds—								
Clover and grass.....	Bush.	1,952	360	480	568	1,010	4,162	597
Flax.....		400	54,467		81,701	25,129	37,694	
All other.....							15	
Totals, seeds.....		8,569	360		82,269		41,871	597
Spirits and wines.....	Galls.	508	1,728	596	5,300	7,089	16,384	8,715
Wood and mfrs. of—								
Lumber—								
Deals, pine.....	St. Hd.	14,533	270	6	2,074	27	1,418	128,010
" spruce and other.....		354,553	150,243	6,498	208,969	6,547	196,611	4,045
Deal ends.....		612	2,993	164	25,196	206	3,983	2,842
Planks and boards.....	M. ft.	1,913	6,290	508	41,919	477	5,310	6,076
Other lumber.....		3,312	870				1,350	
All other wood and manufactures of.....		6,717	32,939		11,869		50,185	9,276
Totals, wood and mfrs. of.....		399,898	193,665		289,967		258,837	146,294
Wool and manufactures of.....		999	745				100	94
All other articles exported.....		12,954	74,376		20,661		11,640	32,800

3-4 EDWARD VII., A. 1904

No. 20—Continued.
FRANCE—Concluded.

ARTICLES.	1899.		1900.		1901.		1902.		1903.	
	Quantity.	Value.	Quantity.	Value.	Quantity.	Value.	Quantity.	Value.	Quantity.	Value.
<i>Recapitulation.</i>										
Exports, home produce.....		1,551,909		1,372,359		1,436,628		1,300,798		1,316,713
" foreign ".....		5,813		2,411		144,703		88,050		24,905
Total exports (indse.).....		1,557,722		1,374,770		1,581,331		1,388,848		1,341,618
Coin and bullion.....										
Total exports.....		1,557,722		1,374,770		1,581,331		1,388,848		1,341,618
" imports.....		3,879,872		4,464,938		5,503,405		6,915,383		6,503,928
Total trade.....		5,437,594		5,839,708		7,084,736		8,304,231		7,845,546

Exports—Concluded.

FRANCE—Concluded.

Exports—Concluded.

SESSIONAL PAPER No. 10

No. 20—Continued.
FRENCH AFRICA.

IMPORTS.

IMPORTS.

ARTICLES.	1899.		1900.		1901.		1902.		1903.	
	Quantity.	Value.	Quantity.	Value.	Quantity.	Value.	Quantity.	Value.	Quantity.	Value.
		%		%		%		%		%
Furs and mfrs. of..... (Dut.										
" Free										
Hides and skins other than fur.....		2,702		21,901		47,672		168,497		118,834
" (Dut.		598		395		205		682		237
" Free										
All other articles imported.....										
<i>Recapitulation.</i>										
Imports, dutiable.....		598		395		205		682		237
" free.....		2,702		2,702		694,573		169,129		118,834
Total imports (mdlse).....		3,300		395		69,778		169,129		119,071
Coin and bullion.....										
Total imports.....		3,300		395		69,778		169,129		119,071
" exports.....		46,435		32,197		28,236		27,495		5,720
Total trade.....		49,735		32,592		98,014		196,624		124,791

3-4 EDWARD VII., A. 1904

EXPORTS.

FRENCH AFRICA—Concluded.

EXPORTS.

ARTICLES.	1899.		1900.		1901.		1902.		1903.	
	Quantity.	Value. %	Quantity.	Value. %	Quantity.	Value. %	Quantity.	Value. %	Quantity.	Value. %
Agricultural implements.....		4,150				2,243		225		
Wood and mfrs. of—										
Lumber—										
Deals, spruce and other..... St. Hd.	1,509	40,842	1,619	31,159	539	15,967	815	26,666	187	5,220
Deal ends..... "	13	1,443	36	673	528	10,026	28	604	9	200
All other wood and mfrs. of.....										
Totals, wood and mfrs. of.....		42,285		31,832		25,993		27,270		5,420
All other articles exported.....				365						300
<i>Recapitulation.</i>										
Exports, home produce.....		46,435		32,197		28,236		27,495		5,720
" foreign ".....										
Total exports (mdsc).....		46,435		32,197		28,236		27,495		5,720
Coin and bullion.....										
Total exports.....		46,435		32,197		28,236		27,495		5,720
" imports.....		3,300		335		69,778		169,129		119,671
Total trade.....		49,735		32,532		98,014		196,624		124,791

SESSIONAL PAPER No. 10

No. 20—Continued.

FRENCH WEST INDIES.

IMPORTS.

IMPORTS.

ARTICLES.	1899.		1900.		1901.		1902.		1903.	
	Quantity.	Value.	Quantity.	Value.	Quantity.	Value.	Quantity.	Value.	Quantity.	Value.
Salt.....		Free, Lbs. 2,105,260		%				%		%
All other articles imported.....		(Dut. 25 Free.....)						228		228
<i>Recapitulation.</i>										
Imports, dutiable.....		25								228
" free.....		2,577								
Total imports (mdse).....		2,602								228
Coin and bullion.....										228
Total imports.....		2,602								228
" exports.....		17,385		9,676		32,641		25,639		16,131
Total trade.....		20,187		9,676		32,641		25,867		16,131

3-4 EDWARD VII., A. 1904

No. 20—Continued.
FRENCH WEST INDIES—Concluded.

EXPORTS.

ARTICLES	1899.		1900.		1901.		1902.		1903.	
	Quantity.	Value.	Quantity.	Value.	Quantity.	Value.	Quantity.	Value.	Quantity.	Value.
Breadstuffs—										
Flour of wheat..... Brls.	886	4,100	300	1,220	5,575	19,274	4,132	14,707	2,107	7,617
Oats..... Bush	7,100	2,960		4,330		6,238		5,326		108
All other breadstuffs.....		2,743								
Totals, breadstuffs.....		9,103		5,750		25,512		20,033		7,755
Fish and fish products—										
Cod, including hadlock, ling and pollock, dry salted..... Cwt.	61,880	1,100	31,800	497			78	330	1,500	165
Herrings, smoked..... Lbs.		8						35		
All other.....		1,108		497				385		165
Totals, fish, &c.....										
Provisions—										
Pork..... Lbs.		32	1,000	65						1,027
All other provisions.....		32		109						
Totals, provisions.....		32		174						1,027
Wood and mfrs. of—										
Lumber—										
Planks and boards..... M. ft.	321	3,309			124	2,270	72	1,200	20	200
Staves and headings.....		1,076				1,405		140		1,203
All other lumber.....		194								377
Shooks, box and other.....		982		1,699		2,882		3,762		3,513
All other wood and mfrs. of.....		1,210		1,556		802		119		1,616
Totals, wood and mfrs. of.....		6,801		3,255		7,129		5,221		6,909
All other articles exported.....		541								275

EXPORTS.

SESSIONAL PAPER No. 10

<i>Recapitulation.</i>								
Exports, home produce.....	17,575	9,656	32,641	25,639	16,131			
" foreign	10	20						
Total exports (indse).....	17,585	9,676	32,641	25,639	16,131			
Coin and bullion.....								
Total exports.....	17,585	9,676	32,641	25,639	16,131			
" imports	2,602			228				
Total trade.....	20,187	9,676	32,641	25,867	16,131			

3-4 EDWARD VII., A. 1904

No. 20—Continued.

GERMANY.

IMPORTS.

IMPORTS.

ARTICLES.	1899.		1900.		1901.		1902.		1903.	
	Quantity.	Value. %	Quantity.	Value. %	Quantity.	Value. %	Quantity.	Value. %	Quantity.	Value. %
Ale, beer and porter.....	156	122	808	660	563	498	1,489	1,383	2,143	1,582
Animals, living.....				11,680		1,113		14,252		3,652
Asphaltum or asphalt.....			4,444	2,829				1,340	24	69
Books, periodicals, &c.—										
Bibles, prayer books, psalm and hymn books, &c.....		5,018		4,544		5,909		2,889		1,286
Labels for fruits, vegetables, meats, fish, &c.....		15,045		17,409		15,979		12,590		18,886
Periodicals and pamphlets, N. E. S. All other.....		4,637		1,120		6,921		2,277		1,672
		4,515		4,577		2,937		2,422		2,501
				8,077				3,337		9,737
Totals, books, &c.....		20,742		23,115		27,464		17,289		23,062
		9,533		12,621		8,866		6,286		11,043
Breadstuffs.....		577		613		262		1,522		10,562
(Dut.)										
Free.....				204		726		550		419
Bricks, clays and tiles.....		851		883		17,829		159		28,331
Bristles.....	12,622	11,850	14,857	15,162	5,077	6,776	9,797	9,675	1,400	2,351
Brooms and brushes.....		20,693		28,339		26,673		32,484		31,820
Buttons.....		29,221		31,111		33,440		37,334		70,683
(Dut.)		943				860		883		1,398
Free.....		172		798		583		426		897
Candles.....	1,211	5,614	5,032	5,312	3,508	6,233	3,206	9,097	9,601	13,022
Carpets, mats and rugs.....		29,665		71,373		48,533		56,462		82,412
Ceramics.....										
Cement—										
Portland.....	192,161	72,496	148,297	59,281	187,234	69,922	98,949	33,626	362,844	129,633
All other.....		639		50		248		290		144
Totals, cement.....		73,135		59,331		70,170		33,916		129,777

SESSIONAL PAPER No. 10

Clocks, clock keys, and clock movements.....	Dut.	17,131	70,274	12,712	113,744	14,313	92,267	16,901	36,378
Cocoa beans, nibs, paste, chocolate, and preparations of.....	Lbs.	1,838		11,502	2,591	25,123	13,182	19,728	8,544
Collars and cuffs.....	Dut.	7,907		14,435		521		1,750	
Combs.....		15,844		26,944		26,916		16,375	22,530
Cordage, rope and twine.....	(Free.	1,167		1,023		21,184		28,849	28,090
						4.6		35	1,416
Cotton and mfrs. of—									
Bookbinders' cloth.....	Free.	2,004		2,806		423		1,380	2,275
Clothing.....	Dut.	11,273		25,236		14,833		27,304	17,478
Embroideries, N. O. P.....		7,968		17,971		17,425		10,127	15,510
Fabrics, gray or unbleached, and white or bleached.....	Yds.	1,822	33,743	2,876	25,780	1,263	77,421	11,077	134,322
Fabrics, dyed or coloured.....	"	35,304	267,166	41,025	253,927	43,074	155,828	25,219	302,505
Shirts of cotton.....	Doz.	984	335	1,618	524	2,619	1,009	5,320	955
Sewing thread on spools.....		209		412		2,605		7,374	7,303
Socks and stockings.....	Doz. prs.	37,271	44,650	42,734	28,492	34,531	37,217	45,341	103,947
Hosiery, N. E. S.....	"	39,118		30,115		38,965		59,305	
Velvets, velveteens and plush fabrics, N. E. S.....	Yds.	6,832	44,540	11,745	72,432	22,161	137,367	37,415	155,634
Yarns, cotton.....	Free.	1,757	12,285	5,690	23,652	5,691	10,509	2,989	13,376
" knitting hosiery or other cotton yarns.....	Dut.	486	400	48	171	54	3,999	1,004	2,357
All other.....	(Free.	9,202		12,884		15,322		14,243	
						42			
Totals, cotton and mfrs. of.....	(Dut.	150,469		186,604		192,878		243,819	
	(Free.	2,450		8,496		6,136		4,378	
Curtains and shams.....	Dut.	3,743		4,675		3,709		3,726	7,346
Drugs, dyes, chemicals, &c.—									
Alum, in bulk, only, ground or unground, and alum cake.....	Free.	16,543	192,967	2,178	7,754	171	116,030	2,195	4,027
Alumina, sulphate of.....	"	108,778	30,823	371	106,550	876	881,133	42,897	73,609
Aniline dyes, coal-tar dyes, in bulk or packages of not less than 1 lb.	"	200,513	369,253	131,564	341,513	116,167	432,341	140,949	495,428
Gelatine and isinglass.....	Dut.	54,120	42,517	9,089	53,502	9,673	60,818	11,460	53,096
Glycerine.....	"	7840	22,376	2,135					
Gum, camphor.....	"	6,131	4,035	1,621	1,212	606	1,761	859	3,846
Proprietary medicines.....	"	5,473	3,590	3,590					
Saltpetre.....	Free.	777,931	547,510	20,894	557,235	23,282	445,906	23,381	494,548
All other.....	(Dut.	82,056		84,256		90,783		84,431	
	(Free.	73,413		44,003		45,753		47,639	
Totals, drugs, dyes, &c.....	(Dut.	101,424		100,711		106,805		103,433	
	(Free.	176,023		199,010		186,249		257,051	

SESSIONAL PAPER No. 10

All other.....	(Dut. (Free.....	8,946 32,545	5,213 36,226	4,234	2,650 292	1,935 386
Totals, furs and mfrs. of.....	(Dut. (Free.....	251,145 257,865	291,801 301,463	281,981 282,920	339,019 441,665	340,001 488,001
Glass and mfrs. of— Common and colourless window glass, and plain coloured, opa- que, stained, or tinted or muffled glass in sheets.....	Dut. Sq. ft.	1,232	53,712	355,680	12,263	366,715	10,443	87,428	24,903	766,005	24,461
(German looking glass (thin plate) unsilvered or for silvering.....	"	28,123	25,831	35,448	43,746	38,939
(Glass carboys or demijohns empty or filled, bottles, decanters, flasks or phials.....	"	65,066	93,079	123,526	155,579	107,005
Plate glass, not bevelled, in sheets or panes.....	" Sq. ft.	1,287	6,145	15,126	6,606	29,885	7,022	99,179	21,178	101,988	21,188
Silvered glass, bevelled or not, framed or not framed.....	"	13,190	16,964	17,099	12,796	18,953
All other.....	"	27,734	27,876	44,143	42,223	57,668
Totals, glass and mfrs. of....	"	136,632	182,619	257,681	300,425	328,214
Gloves and mitts.....	Dut.	240,022	241,690	192,333	165,848	243,282
(Blue, glue stock and macilage— (Blue, powdered or sheet.....	Dut. Lbs.	30,444	413,731	492,163	34,544	842,406	59,695	881,247	56,876	968,023	58,518
All other.....	(Free.....	424	700	1	134
Totals, glue, &c.....	(Dut. (Free.....	30,868	35,244	59,695	56,877	58,652
Grasses fibres and straw and mfrs. of of.....	(Dut. (Free.....	5,224	7,252	9,191	13,543	15,547
(Gutta-percha, India-rubber and mfrs. of of.....	(Dut. (Free.....	13,249	15,933	19,233	30,016	714
Hair and mfrs. of.....	(Dut. (Free.....	1,302	2,208	6,610	7,231	22,090
Hats, caps and bonnets.....	(Dut. (Free.....	770	1,600	963	296	657
Hides and skins other than fur.....	(Dut. (Free.....	2,823	3,169	1,100	1,187	334
Hops.....	(Dut. (Free.....	12,851	16,981	1,923	826	4,484
Jewellery.....	Dut. Lbs.	78,496	29,984	58,585	61,233	16,494	12,651	22,439	27,445	147,103	12,647
Leather and mfrs. of.....	"	12,191	11,963	57,448	15,651	65,855	13,251	42,420
	"	20,650	25,826	24,959	37,669	48,298
	"	13,194	41,530	20,363	20,837

SESSIONAL PAPER No. 10

All other.....	{ Dut.	24,327	21,317	19,607	27,887	40,840
	{ Free.	1,825	1,663	1,846	2,300	4,106
Totals, paints and colours.....	{ Dut.	255,806	290,623	125,262	223,540	237,290
	{ Free.	5,528	7,037	10,827	9,794	18,715
Paper and mfrs. of.....	{ Dut.	69,205	71,943	61,866	63,167	76,914
	{ Free.	22,437	27,329	31,779	26,762	35,095
Pencils, lead, in wood or otherwise.....	Dut.	3,489	3,760	7,861	6,084	8,394
Perfumery of all kinds.....	"	1,620	313	113	410	760
Plants and trees.....	{ Free.	839	2,931	2,132	2,799	7,580
Pocket books and purses, reticules and musical instrument cases.....	Dut.	12,579	10,783	16,203	20,162	28,970
Precious stones and imitations of all kinds.....	"	7,545	2,082	16,903	19,537	7,955
Rags.....	{ Free.	3,986	46,967	5,728	2,799	12,976
Rennet.....	"	22,993	17,207	23,101	27,069	38,044
Ribbons.....	"	3,109	5,837	8,852	12,292	32,220
Ribbons.....	Dut.	53,639	45,413	69,504	49,351	52,326
Seeds and bulbous roots.....	"	5,374	1,913	5,101	7,272	5,094
Settler's effects.....	{ Free.	3,558	3,372	1,782	18,690	10,703
	"	875	2,113	1,413	3,419	2,941
Silk and mfrs. of—						
Fabrics.....	Dut.	224,160	232,677	231,275	248,282	294,071
Velvets, velveteens, plush, fabrics, &c.....	"	47,120	22,365	41,876	96,743	76,183
N. E. S.....	{ Free.	16,394	16,461	13,437	19,522	23,975
All other.....	"					486
Totals, silk and mfrs. of.....	{ Dut.	287,674	271,503	286,588	317,826	394,229
	{ Free.					486
Slate and mfrs. of.....	Dut.	2,596	3,853	4,278	3,540	5,764
Soap.....	"	1,785	2,289	1,222	1,303	1,742
Spirits and wines.....	"	15,165	16,488	13,383	16,568	17,531
Stone and mfrs. of.....	{ Free.	1,018	2,013	1,809	1,486	2,545
	"	1,551		2,433		221
Sugar, molasses, &c.—						
Sugar.....	Dut.	2,748,214	3,411,881	1,520,423	3,653,147	3,116,741
All other.....	"	1,952	502	1,321	2,423	1,555
Totals, sugar, molasses, &c.....	"	2,750,166	3,412,383	1,521,744	3,655,570	3,118,296

SESSIONAL PAPER No. 10

Totals, wool and mfrs. of..	{ Dut. { Free.	999,634 751	997,886 245	818,048 126	884,016 882	1,170,489 7,875
All other articles imported.....	{ Dut. { Free.	70,810 25,264	110,161 39,369	105,566 87,198	112,299 54,590	134,677 83,753
<i>Recapitulation.</i>						
Imports, dutiable		6,048,146	7,770,294	5,780,948	9,175,383	10,287,309
" free.....		733,003	936,347	897,011	1,744,611	1,839,958
Total imports (indisc.).....		7,381,149	8,706,641	6,677,959	10,919,994	12,127,867
Coin and bullion.....		1,350		1,305		
Total imports		7,382,499	8,706,641	6,679,264	10,919,994	12,127,867
" exports.....		2,219,569	1,715,903	2,141,552	2,692,578	2,097,699
Total trade		9,602,068	10,422,544	8,820,816	13,612,572	14,225,566

3-4 EDWARD VII., A. 1904

No. 20—Continued.
GERMANY—Continued.

EXPORTS.

EXPORTS.

ARTICLES.	1899.		1900.		1901.		1902.		1903.	
	Quantity.	Value. %	Quantity.	Value. %	Quantity.	Value. %	Quantity.	Value. %	Quantity.	Value. %
Books, &c.....		464		1,115		226		432		386
Breadstuffs—										
Barley.....			138,754	67,041						
Buckwheat.....	38,216	20,188	110,717	61,281						
Indian corn.....	2,013,575	791,015	913,754	353,792	100,722	51,159	101,190	58,463	128,508	71,640
Oats.....	477,827	174,036	137,745	42,020	1,020,665	454,109	196,531	97,963	53,300	29,542
Pease.....	29,417	19,805	22,902	16,151	66,013	20,726	29,926	10,175	10,175	
Rye.....	81,822	54,939			72,124	54,737	112,444	100,568		
Wheat.....	46,735	44,450	244,731	182,930	83,766	50,152	38,212	22,927	61,085	31,374
All other breadstuffs.....		14,079		3,558	361,102	268,637	1,032,533	754,042	692,441	537,453
Totals, breadstuffs.....		1,118,532		738,773		903,750		1,046,536		689,230
Carriages, bicycles, &c., and parts of										
Coal.....		17,041		801		325		175		825
Cotton and manufactures of.....		1,512	1,307	3,483		3,358		3,866		7,390
Drugs, dyes, chemicals, &c.....		2,283		7,354		23,595		13,569		11,896
Fertilizers.....		2,502		10,345		10,831		34,791		33,277
		100		630						
Fish and fish products—										
LoBSTERS, canned.....	180,731	42,442	248,870	56,270	306,255	64,438	178,014	41,274	507,709	110,247
All other.....				15,011		10,600		14,520		11,257
Totals, fish, &c.....		42,442		71,281		75,038		55,794		121,504
Fruits—										
Apples, dried.....	5,116,586	265,690	1,735,387	102,488	1,785,579	78,328	787,224	62,382	4,289,314	230,204
" green.....	12,050	29,501	18,076	51,694	5,088	11,902	23	116	10,819	25,085
All other.....		77,309		37,001		1,000		3,732		1,007
Totals, fruits.....		372,500		191,183		91,230		66,230		256,296

SESSIONAL PAPER No. 10

Furs	9,783	3,378	5,105	1,394	5,494	1,894	9,246
Hay	326	7,311	41	15,803	13,641	14,921	18,130
Leather and manufactures of							916
Metals and minerals and mfrs. of—							
Iron and steel and mfrs. of—							
Agricultural implements.....	248,835	376,089	474,249		340,953		225,275
Machines and machinery.....	2,391	828	3,221		4,993		16,816
All other	16,578	68,965	93,512		95,327		46,391
Totals, iron and steel and mfrs. of.....	267,804	445,882	570,982		441,273		288,482
Miscellaneous metals and minerals and manufactures of—							
Asbestos.....	12,052	80,916	85,845	2,285	2,270	1,119	28,646
Lead, metallic, contained in ore, &c.			5,308,700				
All other	666	748	39,634		34,154		7,437
Totals, miscellaneous metals, &c.....	12,718	81,664	299,639		124,022		36,583
<i>Recapitulation.</i>							
Metals and minerals and mfrs. of.....	280,522	527,546	870,021		565,295		325,065
Musical instruments—							
Organs.....	13,971	10,060	16,880	393	363	387	17,464
All other	35	1,850	200		1,850		1,486
Totals, musical instruments	14,006	11,910	17,080		16,108		18,950
Oils..... Galls.							
Provisions—							
Beef							
Butter.....	12,384	7,210		350	101	358,559	39,260
Lard.....	1,448,250					43	13
All other provisions.....		195	12		1,830		7,571
Totals, provisions.....	71,075	7,405	12		1,931		46,844
Seeds—							
Clover and grass.....	230,669	54,769	61,749	12,053	223,342	50,270	311,052
Flax		35,259			337,687	42,016	63,025
All other		373	1,611		5		
Totals, seeds.....	230,669	90,401	63,360		729,879		374,077

3-4 EDWARD VII., A. 1904

No. 20—Continued.

EXPORTS—Concluded.

GERMANY—Concluded.

EXPORTS—Concluded.

ARTICLES.	1899.		1900.		1901.		1902.		1903.	
	Quantity.	Value. \$	Quantity.	Value. \$	Quantity.	Value. \$	Quantity.	Value. \$	Quantity.	Value. \$
Tobacco.....	30,619	7,382	4,684	351	74,580	3,097	88,345	6,521	94,960	9,119
Wood and manufactures of:—										
Lumber:—										
Deals, pine.....	24	1,108	19	650	78	3,266	20	1,086	20	1,086
Planks and boards.....	262	6,355	109	6,920	204	1,580	2,419	37,383	202	3,400
Other lumber.....		21,235		39		3,005		1,070		1,182
All other wood and manufactures of.....		9,326		7,944		31,209		6,941		16,108
Totals, wood and mfrs. of.....		38,024		15,553		39,060		45,394		21,776
All other articles exported.....		9,406		26,973		19,169		53,453		126,849
<i>Recapitulation.</i>										
Exports, home produce.....		1,310,373		1,108,163		1,374,716		1,298,654		1,618,517
" foreign.....		909,196		607,740		766,836		1,393,924		479,182
Total exports (mdsc).....		2,219,569		1,715,903		2,141,552		2,692,578		2,097,699
Coin and bullion.....										
Total exports.....		2,219,569		1,715,903		2,141,552		2,692,578		2,097,699
" imports.....		7,382,499		8,706,641		6,679,264		10,919,494		12,127,867
Total trade.....		9,602,068		10,422,544		8,820,816		13,612,072		14,225,566

SESSIONAL PAPER No. 10

No. 20—Continued.

GREECE.

IMPORTS.

IMPORTS.

ARTICLES.	1899.		1900.		1901.		1902.		1903.	
	Quantity.	Value.	Quantity.	Value.	Quantity.	Value.	Quantity.	Value.	Quantity.	Value.
		\$		\$		\$		\$		\$
Fruits—										
Currants.....	6,166,987	175,920	7,011,266	202,057	1,918,590	132,450	5,523,002	296,830	7,287,960	193,370
Figs.....	46,292	2,738	24,178	1,889	104,714	3,933	3,263	203	43,842	1,046
Raisins.....	28,694	1,243	96,471	3,960	1,716	106	96,341	3,963	55,658	2,091
All other.....			4	4				60		121
Totals, fruits.....		179,901		207,910		136,489		211,056		196,678
Packages.....		8,706		11,138		2,683		9,462		18,104
All other articles imported.....		186		966		66				3,009
<i>Recapitulation.</i>										
Imports, dutiable.....		188,793		219,564		139,238		220,518		212,791
" free.....				966						
Total imports (mdse).....		188,793		220,530		139,238		220,518		212,791
Coin and bullion.....										
Total imports.....		188,793		220,530		139,238		220,518		212,791
" exports.....		330		2,382				9,518		1,531
Total trade.....		189,123		222,912		139,238		230,036		214,322

3-4 EDWARD VII., A. 1904

No. 20—Continued.

HAWAII.

IMPORTS

IMPORTS.

ARTICLES.	1899.		1900.		1901.		1902.		1903.	
	Quantity.	Value. %	Quantity.	Value. %	Quantity.	Value. %	Quantity.	Value. %	Quantity.	Value. %
Coffee (Dut. Lbs.	24,376	4,121	7,319	591	38,060	5,211	129,616	14,207	21,431	2,846
" " (Free. "		1,583				500				2
Fruits (Dut.		2,546		1,825		427		242		300
" " (Free.						700		606		
Settlers' effects						317				5
All other articles imported		8								13
<i>Recapitulation.</i>										
Imports, dutiable		1,583		2,414		817		15,055		7
" " free		6,675				6,388				3,159
Total imports (ndsc)		8,258		2,414		7,155		15,055		3,166
Coin and bullion								237		
Total imports		8,258		2,414		7,155		15,292		3,166
" " exports		185,191		143,456		24,845		16,921		35,839
Total trade		193,452		145,870		32,000		32,213		39,005

SESSIONAL PAPER No. 10

No. 20—Continued.
HAWAII—Concluded.

EXPORTS.

EXPORTS.

ARTICLES.	1899.		1900.		1901.		1902.		1903.	
	Quantity.	Value. %	Quantity.	Value. %	Quantity.	Value. %	Quantity.	Value. %	Quantity.	Value. %
Ale, beer and porter.....			104	98	238	184				
Agricultural products.....		402						32		565
Animal produce.....		8						97		117
Carriages.....	47,403	179,186	34,829	130,532	2,186	8,744		185		
Coal.....		29							7,539	30,156
Fertilizers.....										
Fish and fish products—										
Salmon, fresh.....	2	20	24,833	1,222	42,762	3,125	570	41	200	12
" pickled.....		3,926		1,531		4,521	15	112	16	186
All other.....										3,922
Totals, fish &c.....		3,946		2,753		7,646				4,120
Lime.....										
Metals and minerals and manufactures of.....		35		990		1,200		7,107		
Musical instruments.....		100		3,436		100				
Settlers' effects.....										95
Spirits and wines—										
Whiskey.....	429	1,099	1,038	3,312	1,604	4,974	38	74		
Wood and manufactures of.....		389		1,460		1,712				683
All other articles exported.....										
Exports, home produce.....		185,096		142,349		23,234		16,794		35,339
foreign.....		98		1,107		1,611		127		500
Coin and bullion.....		183,194		143,456		24,845		16,921		35,839
Total exports (indus).....										
Total exports.....		185,194		143,456		24,845		16,921		35,839
imports.....		8,258		2,414		7,155		15,292		3,166
Total trade.....		193,452		145,870		32,000		32,213		39,005

Recapitulation.

3-4 EDWARD VII., A. 1904

No. 20—Continued.

EXPORTS.

HAÏTI.

EXPORTS.

Articles.	1899.		1900.		1901.		1902.		1903.	
	Quantity.	Value.	Quantity.	Value.	Quantity.	Value.	Quantity.	Value.	Quantity.	Value.
Fish and fish products—										
Codfish, including haddock, &c., dry salted	4,483	19,393	3,229	12,975	11,697	46,820	12,247	52,640	15,200	66,497
Mackerel, pickled	12	153								
Herrings, smoked	403,000	4,648	1,500	30				8		
Sea-fish, pickled	648	2,248								
All other		23		40		440				234
Totals, fish, &c.		26,465		13,045		47,960		52,648		66,731
Oils										
Provisions		1,545			641	176			20,676	5,789
Vegetables		408								38
Wood and manufactures of		200								
All other articles exported		169		23		32		72		603
<i>Recapitulation.</i>										
Exports, home produce		27,125		13,068		47,468		51,804		73,161
" foreign		1,662						916		
Total exports (mdsc.)		28,787		13,068		47,468		52,720		73,161
Coin and bullion										
" imports		28,787		13,068		47,468		52,720		73,161
" "		44				7		2,192		157
Total trade		28,831		13,068		47,475		54,912		73,318

3-4 EDWARD VII., A. 1904

No. 20—Continued.

HOLLAND—Continued.

IMPORTS—Concluded.

ARTICLES.

ARTICLES.	1899.		1900.		1901.		1902.		1903.	
	Quantity.	Value.	Quantity.	Value.	Quantity.	Value.	Quantity.	Value.	Quantity.	Value.
Spirits and wines—										
Gin of all kinds.....	481,974	170,083	520,044	185,517	592,447	239,992	531,835	204,051	690,259	283,781
All other.....		807		1,901		1,027		1,523		2,280
Totals, spirits and wines.....		170,890		187,418		241,019		205,574		286,061
Sugar and molasses—										
Sugar.....	1,144,671	32,682	2,163,704	61,229	5,697,504	165,289	3,657,272	92,358	2,092,792	39,864
All other, sugar, &c.....		122								192
Totals, sugar and molasses.....		32,804		61,229		165,289		92,358		40,056
Tobacco and mfrs. of.....	10	7,252	261	219		442	54	92	100	206
" (Free.....	37,671	2,036	68,065	39,675	12	14	19,485	6,535	7,561	4,815
" (Dut.....		532		2,482		8,276		7,420		16,027
All other articles imported.....				50		6,143		1,348		2,948
<i>Recapitulation.</i>										
Imports, dutiable.....		346,005		401,285		588,890		488,639		651,664
" free.....		189,433		216,897		251,195		352,406		667,276
Total imports (mdsc).....		535,438		618,182		839,995		841,045		1,318,940
Coin and bullion.....										
Total imports.....		535,438		618,182		839,995		841,045		1,318,940
" exports.....		372,548		188,199		187,378		320,241		619,329
Total trade.....		907,986		806,381		1,027,373		1,161,286		1,938,269

SESSIONAL PAPER No. 10

No. 20—Continued.
HOLLAND.—Continued

EXPORTS.

EXPORTS.

ARTICLES.	1899.		1900.		1901.		1902.		1903.	
	Quantity.	Value.	Quantity.	Value.	Quantity.	Value.	Quantity.	Value.	Quantity.	Value.
Breadstuffs—										
Grain:—										
Buckwheat..... Bush.	15,493	7,746	2,827	1,339	660	330	7,146	4,037	25,199	12,175
Indian corn..... "	274,222	109,688		247					46,584	35,582
Oats..... "	18,780	7,043	882						5,025	7,317
Pease..... "	24,510	15,600							6,603	4,425
Rye..... "	109,425	81,651		7,621	4,963	3,200				
Wheat..... "	12,000	12,000	11,115							
All other..... "	7,921	4,985								
Totals, grain..... "	462,351	238,713	14,824	9,207	5,563	3,539	22,124	13,487	173,216	125,074
Breadstuffs, other..... "		2,245				5,830		599		6,243
<i>Recapitulation.</i>										
Breadstuffs.....		240,458		9,207		9,389		14,086		131,317
Carrriages, bicycles, &c., and parts of..... Tons.		11		60		1,100			922	1,698
Coal.....	200	600	386	1,020	275	1,200				3,264
Fish and fish products.....				480				3,836		15,875
Fruits:—										
Apples, dried..... Lbs.	973,815	54,840	1,213,133	57,651	1,300,124	59,957	635,642	23,615	2,555,309	125,297
All other.....		3,528		11,116		2,782		1,501		3,090
Totals, fruits.....		64,368		68,767		62,739		25,116		128,387
Metals and minerals and manufactures of:—										
Iron or steel and manufactures of:—		30,141		62,935		89,907		30,360		44,215
Agricultural implements.....				144		210		1,610		3,199
Machinery.....		503		292		4,480		79,151		833
All other.....										156,309
All other metals and minerals and mfrs. of.....										
Totals, metals, &c.....		30,644		63,391		94,597		111,121		204,556

3-4 EDWARD VII., A. 1904

No. 20 —Continued.

HOLLAND—Continued.

EXPORTS—Concluded.

ARTICLES.	1899.		1900.		1901.		1902.		1903.	
	Quantity.	Value.	Quantity.	Value.	Quantity.	Value.	Quantity.	Value.	Quantity.	Value.
Musical instruments.....										
Oils.....		875		2,190		753		2,158		4,351
Seeds.....		496		1,315		3,118	138,830	24,199	7,011	4,805
Spirits and wines.....					72	47		129,268		10,470
Tobacco.....	29,881	1,512	11,804	1,578	9,850	888	14,166	1,130	884	560
									82,597	7,812
Wood and manufactures of:—										
Lumber:—Deals, spruce and other.....	1,388	27,501	1,326	35,378	254	7,683			160	2,338
Planks and boards.....	392	3,136	20	1,340						2,085
All other wood and mfrs. of.....		1,176		888		334		1,023		
Totals, wood and mfrs. of.....		31,813		37,606		8,017		1,023		4,423
All other articles exported.....		1,271		2,585		5,530		8,304		101,811
Exports, home produce.....	176,347	187,158		186,432		186,432		193,909		600,452
" foreign.....	196,201	1,041		446		446		126,332		18,877
Total exports (mdse).....	372,548	188,199		188,199		187,378		320,241		619,329
Coin and bullion.....										
Total exports.....	372,548	188,199		188,199		187,378		320,241		619,329
" imports.....	535,438	618,182		618,182		839,995		841,045		1,318,940
Total trade.....	907,986	806,381		806,381		1,027,373		1,161,286		1,938,269

Recapitulation.

SESSIONAL PAPER No. 10

No. 20—Continued.

IMPORTS.

ITALY.

ARTICLES.	1899.		1900.		1901.		1902.		1903.	
	Quantity.	Value.	Quantity.	Value.	Quantity.	Value.	Quantity.	Value.	Quantity.	Value.
Asphaltum or asphalt.....		34,656		%		%		%		%
Books, periodicals, pamphlets, &c. (Free.)	129,867	1	29	66	481	27	2	200		
Breadstuffs— Macaroni and vermicelli.....	97,155	4,460	72,425	4,565	103,770	4,725	149,851	8,238	567,645	17,923
All other.....		4,460	18	4,613		4,725		8,238		17,923
Totals, breadstuffs.....										
Drugs, dyes, chemicals, &c.— Brimstone.....	4,914,551	58,022	204,548	2,843	6,113,763	56,677	7,640,406	139,875	8,408,982	82,544
Cannwood and sunnac, and extracts thereof.....	363,994	6,077	171,235	4,643	338,415	8,002	252,822	5,527	464,464	7,989
Liquorice.....	3,912	672			9,221	1,188	4,124	633	6,192	622
All other.....		76		30		287		17		104
(Dut.)	529			3,592		2,371		63		1,249
Totals, drugs, dyes, &c. (Dut.)	748		39			1,425		650		726
(Free.)	64,628		10,988			67,050		136,465		91,782
Earthenware and chinaware.....		220		698		304		137		666
Fancy goods.....		187		903		1,403		2,306		1,678
Fruits— Dried fruits, including nuts— Currants.....										
Figs.....	70	22					16,290	539		
All other fruits.....			900		49,322	2,505			35,082	800
Nuts.....	287,359	12,363	79,544	4,129	85,215	474	271,673	14,689	5,902	397
Totals, dried fruits, &c. (Dut.)	287,429	12,385	80,444	4,139	143,057	8,409	287,963	15,238	319,919	17,114
(Free.)										

3-4 EDWARD VII., A. 1904

No. 20—Continued.

ITALY—Concluded.

EXPORTS.

ARTICLES.	1899.		1900.		1901.		1902.		1903.	
	Quantity.	Value.	Quantity.	Value.	Quantity.	Value.	Quantity.	Value.	Quantity.	Value.
Breadstuffs.....										
Coal.....		30,657		79,050		187,557		68,100		95,221
Fish and fish products.....							3,478	6,956		
Codfish, including haddock, ling and pollock, dry salted.....	11,102	46,734	17,269	83,552	12,593	53,278	19,018	84,681	29,623	128,971
All other.....				1,010						362
Totals, fish, &c.....		46,734		84,562		53,278		84,681		129,333
Metals and minerals and manufactures of.....		5,038		5,555		5,341		37,321		40,725
Ships.....	3	42,736	4	81,000	1	19,000	2	25,063	1	13,626
Wood and manufactures of.....	1,376		6,232	9,398	2,984	17,663	2,222	10,586	1,516	337
All other articles exported.....		30		891		2,224		4,192		16,528
<i>Recapitulation.</i>										
Exports, home produce.....		125,265		260,456		315,063		236,499		295,470
" foreign.....								400		300
Total exports (indus.).....		125,265		260,456		315,063		236,899		295,770
Imports.....		125,265		260,456		315,063		236,899		295,770
" foreign.....		518,610		299,040		544,002		704,209		558,291
Total trade.....		673,875		559,496		839,065		941,108		854,064

SESSIONAL PAPER No. 10

No. 20—Continued.

JAPAN.

IMPORTS

IMPORTS.

ARTICLES.	1899.		1900.		1901.		1902.		1903.	
	Quantity.	Value.	Quantity.	Value.	Quantity.	Value.	Quantity.	Value.	Quantity.	Value.
Books, periodicals, &c.		\$ 156		\$ 125		\$ 236		\$ 642		\$ 71
						77		181		1,147
Breadstuffs—										
Rice	1,810,008	46,389	1,515,214	36,781	4,200,112	105,753	3,349,539	84,764	3,440,766	105,208
Rice, uncleaned, unhusked or paddy	3,222,258	92,225	30,200	673	506,262	10,537	277,541	5,618	310,981	6,899
All other breadstuffs.		648		1,097		1,728		1,834		2,461
Totals, breadstuffs		139,232		38,551		118,018		92,216		114,568
Brooms and brushes		3,386		4,621		1,537		6,937		13,142
Carpets, mats and rugs		13,843		33,712		34,792		50,475		48,658
Cement										17,485
Coal, coke, &c.										58,788
Cotton and wools, of		1,334		984		2,365		1,959		1,203
Curtains and shawls.		1,263		46		1,417		348		88
Drugs, dyes, chemicals, &c.		2,650		3,550		7,409		10,402		8,974
Earthenware and chinaware		9,087		19,882		22,839		11,673		31,154
Embroideries, N. O. P.		21,114		15,629		25,023		28,408		32,788
Fancy goods.		153		168		736		1,014		2,155
Fish and fish products.		4,165		3,637		5,184		6,098		6,537
Flax, hemp, jute and wools, of		1,029		1,511		1,599		1,594		3,046
Fruits—		21,686		18,100		11,490		14,554		16,090
Oranges, lemons and limes } Cnb. ft.										
in cases or other packages, } Dut { holding										
N. E. S.	5,786	3,574	4,942	2,714	17,114	10,136	15,605	10,238	11,194	6,924
Oranges, lemons and limes, other.		237		29		784		4,989		2,439
All other.		66								
Totals, fruits		3,877		2,743		10,920		15,237		9,363

3-4 EDWARD VII., A. 1904

No. 20—Continued.

IMPORTS—Continued.

JAPAN—Continued.

IMPORTS—Continued.

ARTICLES.	1899.		1900.		1901.		1902.		1903.	
	Quantity.	Value.	Quantity.	Value.	Quantity.	Value.	Quantity.	Value.	Quantity.	Value.
Metals and minerals and mfrs. of—		\$		¥		¥		¥		¥
 (Dut. (Free	1,700	1,151	2,015	2,123	10,407	2,404			
 (Free	989	1,160	195	10,407	297				
 (Dut.	295	3,090	1,531	636	30				
 (Free	2,938	3,601	3,669	3,519	3,518				
Paper and mfrs. of—										
..... (Dut.	3,252	6,553	6,543	6,273	6,151					
Pickles, sauces, capers, &c.	9,912	2,132	17,388	5,310	4,015	37,025	6,075			
Ribbons	32	32								
Silk and manufactures of—										
 (Dut.	52,471	54,617	65,641	66,210	16,309				
 (Free	155,038	215,309	160,252	164,123	268,583				
 (Dut.	13,686	17,805	24,918	22,681	56,338				
 (Free	6,039	12,663	18,851	18,082	22,327				
All other..... (Dut.	3	3								
..... (Free	227,234	300,294	269,462	270,996	363,557					
Totals, silk and mfrs. of.	3	3								
Spices..... (Dut.	28,590	2,275	45,751	2,466	59,475	4,372	4,624			
 (Free	648	2,073	1,618	3,229	6,814				
	Spirits and wines..... (Dut.	20	7,154	7,154	70,062	71,496				
 (Free	11,695,302	9,089,810	1,276,736	6,429,584	673,213				
	Tea..... (Dut.	698	2,148	2,025	2,085	3,229				
..... (Free	4,852	9,575	5,247	3,147	4,103					
Vegetables..... (Dut.	95	40	22	209	367					
..... (Free	6,267	3,196	5,652	9,415	7,230					
Wood and mfrs. of..... (Dut.	4,099	3,385	4,548	19,151	40,108					
..... (Free										
All other articles imported..... (Dut.										
..... (Free										

SESSIONAL PAPER No. 10

<i>Recapitulation.</i>									
Imports, dutiable.....	461,319	528,725	589,704	741,135					
" free.....	1,301,215	1,092,140	964,027	746,316					
Total imports.....	1,762,534	1,620,865	1,553,731	1,487,451					
Coin and bullion.....		3							
Total imports (mdse).....	1,762,534	1,620,868	1,553,731	1,487,451					
" exports.....	112,308	188,683	293,277	323,181					
Total trade.....	1,874,842	1,809,551	1,797,008	1,812,632					

3-4 EDWARD VII., A. 1904

No. 20—Continued.
JAPAN—Concluded.

EXPORTS.

EXPORTS.

ARTICLES.	1899.		1900.		1901.		1902.		1903.	
	Quantity.	Value.	Quantity.	Value.	Quantity.	Value.	Quantity.	Value.	Quantity.	Value.
		%		%		%		%		%
Breadstuffs—										
Wheat flour			2,379	6,434	3,035	8,410			611	2,167
All other		300		37						512
Totals, breadstuffs..		300		6,471		8,410				2,679
Garnages, bicycles, &c.		130		3,021		17,696		14,212		6,716
Coal, coke, &c.	5		3,722	11,653		8,298	1			3,605
Cotton and manufactures of ..		6,430		6,320		13,117		14,701		20,250
Fish and fish products		40,570		47,773		97,085		148,425		138,371
Fruits		150		74		34		6		1,291
Leather and manufactures of....		2,762		7,519		12		7		135
Metals and minerals and manufactures of ..				1,462		5,075		70,385		14,476
Milk and cream, condensed.....										18,183
Provisions—										
Butter	11,782	1,834	10,000	2,498	3,190	717	4,606	1,013	8,181	1,816
Cheese	3,938	597	3,428	551	8,754	935	3,527	821	5,778	1,076
All other		27				257		70		
Totals, provisions.....		2,458		3,049		1,909		1,904		2,892
Spirits and wines										
Settlers' effects			66	190	78	241	302	998	261	828
Sugar	1,211,833	42,535		1,177				806		2,251
Wood and manufactures of—										6
Planks and boards,	195	3,766	966	11,900	1,899	21,423	1,889	25,080	4,275	68,140
All other wood and manufactures of ..		33,063		10,046		9,048		70		8,691
Totals, wood and mfrs. of		36,819		21,946		30,471		25,150		76,831

SESSIONAL PAPER No. 10

All other articles exported.....	3,346	1,653	6,335	16,678	16,629
<i>Recapitulation.</i>					
Exports, home produce	133,139	110,753	187,933	287,806	324,938
" foreign "	2,126	1,555	750	3,471	208
Total exports (mdse).....	135,265	112,308	188,683	291,277	325,146
Coin and bullion					35
Total exports	135,265	112,308	188,683	291,277	325,181
" imports.....	2,099,747	1,702,534	1,620,868	1,503,731	1,487,451
Total trade.....	2,145,012	1,874,842	1,809,551	1,797,008	1,812,632

3-4 EDWARD VII., A. 1904

No. 20—Continued.

MEXICO.

IMPORTS.

IMPORTS.

ARTICLES.	1899.		1900.		1901.		1902.		1903.	
	Quantity.	Value.	Quantity.	Value.	Quantity.	Value.	Quantity.	Value.	Quantity.	Value.
Coffee.		%		%		%		%		%
{ Dut. Lbs.			90	15						
{ Free. "	365,277	39,774	319,118	44,033	41,354	4,291	164,610	17,052	77,904	10,013
{ Free. "								49,646		30,897
{ Dut. "										17,112
{ Free. "						3,788		8,004		14,218
{ Dut. "		1,424		2,759				15,051		
{ Free. "										
Hides and skins other than fur.				6,970				8,171		
{ Dut. Lbs.	2,510	3,440	1,232	1,813		9,586	4,780	8,158		8,088
{ Free. "	30,557	4,051	7,913	1,568	601	35			3,503	258
{ Dut. "		83		10		49		3,252		424
{ Free. "		329		126		11				39,038
<i>Recapitulation.</i>										
Imports, dutiable.		4,947		4,597		13,423		26,461		37,257
" free		44,154		52,637		1,337		82,873		88,318
Total imports (mdsc.).		49,101		57,234		17,760		109,334		125,575
Coin and bullion.		3								
Total imports.		49,104		57,234		17,760		109,334		125,575
" exports.		103,978		149,590		72,498		82,605		137,634
Total trade.		153,082		206,824		90,258		191,939		262,609

SESSIONAL PAPER No. 10

No. 20—Continued.
MEXICO—Continued.

EXPORTS.

EXPORTS.

ARTICLES.	1899.		1900.		1901.		1902.		1903.	
	Quantity.	Value. \$	Quantity.	Value. \$	Quantity.	Value. \$	Quantity.	Value. \$	Quantity.	Value. \$
Breadstuffs.....	854	11,575	7,852	19,368	6,796	27,184				
Coal, coke, &c.....		2,989				652		8,988		5,821
Cordage, rope and twine.....							650	2,746		16,887
Cotton and mfrs. of.....								136		400
Gunpowder and other explosives.....										
Metals and minerals and manufactures of—										
Iron and steel and manufactures of—										
Machinery, N. E. S.....		3,110		31,605		5,078		3,964		3,440
Sewing machines.....	390	4,542	300	4,570	150	2,291	301	5,014	600	9,761
All other metals and minerals and manufactures of.....		625		13,284		9,631		7,439		33,221
Totals, metals, &c.....		8,277		49,459		17,000		16,417		46,422
Settlers' effects.....										365
Ships.....	1	35,000				100			1	11,400
Spirits and wines.....	2,565	7,528	4,675	12,772	3,309	9,723	5,136	15,545	5,454	16,814
Wood and manufactures of—										
Planks and boards.....	71	673	54	485	242	3,284	256	2,063	298	4,204
All other wood and manufactures of.....		17,431		47,783		12,009		33,124		24,871
Totals, wood and mfrs. of.....		17,804		48,298		15,293		35,187		29,075
All other articles exported.....		20,805		19,723		2,546		3,586		9,850

3-4 EDWARD VII., A. 1904

No. 20—Continued.

MEXICO—Concluded.

Exports—Concluded

ARTICLES.	1899.		1900.		1901.		1902.		1903.	
	Quantity.	Value.	Quantity.	Value.	Quantity.	Value.	Quantity.	Value.	Quantity.	Value.
		‰		‰		‰		‰		‰
<i>Recapitulation.</i>										
Exports, home produce.....		68,265		149,590		70,485		81,892		105,365
" foreign ".....		35,713				2,063		713		31,669
Totals exports (mdse.)....		103,978		149,590		72,498		82,605		137,034
Coin and bullion.....										
Total exports.....		103,978		149,590		72,498		82,605		137,034
" imports.....		49,104		57,294		17,760		109,334		125,575
Total trade.....		153,082		206,884		90,258		191,939		262,609

No. 20—Continued.

Imports—Concluded.

NORWAY AND SWEDEN—Continued.

Imports—Concluded.

ARTICLES.	1899.		1900.		1901.		1902.		1903.	
	Quantity.	Value.	Quantity.	Value.	Quantity.	Value.	Quantity.	Value.	Quantity.	Value.
Paints and colours.....										
(Dut.										
(Free.....		195		274		389		317		42
Rennet.....		1,455		2,333		2,471		2,471		513
(Dut.		552		235		910		5,410		1,501
(Free.....		108		70		1,424		507		5,273
<i>Recapitulation.</i>										
Imports, dutiable.....		35,284		59,325		54,373		56,221		43,302
" free.....		3,841		673		4,309		4,400		35,456
Total imports (mdsc).....		39,125		60,000		58,682		60,621		78,758
Coin and bullion.....										
Total imports.....		39,125		60,000		58,682		60,621		78,758
" exports.....		120,299		81,044		45,500		106,828		268,851
Total trade.....		159,424		141,044		104,182		167,449		347,609

Imports—Concluded.

SESSIONAL PAPER No. 10

No. 20—Continued.

EXPORTS

NORWAY AND SWEDEN—Continued.

EXPORTS.

ARTICLES.	1899.		1900.		1901.		1902.		1903.	
	Quantity.	Value.	Quantity.	Value.	Quantity.	Value.	Quantity.	Value.	Quantity.	Value.
Breadstuffs.....		¢		¢		¢		¢		¢
Carriages, &c., and parts of—										
Bicycles..... No.	50	1,953		332		76				
Other carriages, &c.....				332		76				
Totals, carriages, &c.....										21,960
Coal.....			110	330			11,965	27,256	37,977	113,933
Fish and fish products—										
Lobsters, canned..... Lbs.	137,957	31,302	129,842	33,556	59,356	12,616	149,614	35,846	240,852	61,449
All other.....										30
Totals, fish, &c.....		31,302		33,556		12,616		35,846		61,479
Metals and minerals and wfs. of—										
Iron and steel and manufactures of—										
Agricultural implements.....		25,844		1,253		972		6,310		4,579
Castings, N. E. S.....		21,030		27,998		7,670		8,656		6,876
Other iron and steel and manufactures of.....		6,481		7,550		20,656		15,318		1,606
All other metals, N. E. S.....										25
Totals, metals, &c.....		53,355		36,711		29,298		30,284		13,086
Ships.....	2,094	27,330								
Tobacco.....	160	150	1,176	600	1,376	656	1,734	1,056		700
Starch.....					4,000	172				
All other articles exported.....		6,209		9,515		2,682		2,006		57,693

No. 20—Continued.

EXPORTS—Concluded.

NORWAY AND SWEDEN—Concluded.

EXPORTS—Concluded.

ARTICLES.	1899.		1900.		1901.		1902.		1903.	
	Quantity.	Value. %	Quantity.	Value. %	Quantity.	Value. %	Quantity.	Value. %	Quantity.	Value. %
<i>Recapitulation.</i>										
Exports, home produce.....		120,244		81,044		45,500		100,828		268,515
" foreign ".....		55								336
Total exports (indse).....		120,299		81,044		45,500		100,828		268,851
Coin and bullion.....										
Total exports.....		120,299		81,044		45,500		100,828		268,851
" imports.....		39,125		60,000		58,682		60,621		78,758
Total trade.....		159,424		141,044		104,182		161,449		347,609

SESSIONAL PAPER No. 10

No. 20—Continued.

PORTUGAL.

IMPORTS.

IMPORTS.

ARTICLES.	1899.		1900.		1901.		1902.		1903.	
	Quantity.	Value.	Quantity.	Value.	Quantity.	Value.	Quantity.	Value.	Quantity.	Value.
Fish and fish products,		8		1,103		6,692		6,095		11,792
Fruits—										
Eggs										
All other	756,597	14,613	752,920	14,730	872,577	19,236	2,047,885	35,724	1,565,550	33,029
		73						1,350		769
Totals, fruits		14,686		14,730		19,236		37,074		33,798
Salt	3,738,000	3,016	3,347,920	3,274	5,608,440	4,939	13,835,120	9,389	5,475,400	4,974
Spirits and wines—										
Wines, non-sparking	22,817	29,513	22,898	31,967	30,435	40,964	29,567	33,274	29,553	43,159
All other spirits and wines	2	3					20	45		
Totals, spirits and wines	22,819	29,516	22,898	31,967	30,435	40,964	29,587	33,319	29,553	43,159
Wood and mfrs. of—										
Cork and manufactures of cork-wood or corkbark, including corkwood		19,198		21,120		29,212		38,080		17,145
All other wood and mfrs. of		1,085		1,190		573		7,934		11,039
Totals, wood and mfrs. of		19,198		21,120		29,215		38,080		17,145
		1,085		1,190		573		7,934		11,039
All other articles imported				10		26		38		421
								590		

PORTUGAL—Concluded.

EXPORTS.

EXPORTS.

ARTICLES.	1899.		1900.		1901.		1902.		1903.	
	Quantity.	Value.	Quantity.	Value.	Quantity.	Value.	Quantity.	Value.	Quantity.	Value.
Fish and fish products—		₹		₹		₹		₹		₹
Cod, including haddock, ling and pollock, dry salted Cwt.	4,034	12,628	11,271	58,924	10,856	51,604	18,469	79,739	21,564	91,212
All other						1,154		25		55
Totals, fish &c		12,628		58,924		52,758		79,764		91,267
Wood and mfrs. of—										
Deals, spruce and other St.Hd.	744	16,548	1,568	39,495	1,123	24,702	724	24,871	1,461	61,417
All other				16,597		7,915		713		11,139
Totals, wood and mfrs. of		16,548		56,092		32,617		25,584		72,556
All other articles exported		465				28		147		361
<i>Recapitulation.</i>										
Exports, home produce.		29,641		115,016		85,375		105,495		164,184
" foreign "						28				
Total exports (mdse)		29,641		115,016		85,403		105,495		164,184
Coin and bullion.										
Total exports,		29,641		115,016		85,403		105,495		164,184
" imports		67,501		73,394		100,775		138,519		122,328
Total trade.		97,142		188,410		186,178		244,014		286,512

No. 20—Continued.

IMPORTS.

RUSSIA.

IMPORTS.

ARTICLES.	1899.		1900.		1901.		1902.		1903.	
	Quantity	Value. %	Quantity	Value. %	Quantity	Value. %	Quantity	Value. %	Quantity	Value. %
Furs and mfrs. of										
{ Dut.	4,841	13,481		16,713		28,018		31,607		123,631
{ Free	5,980	8,257		20,023		75,201		9,713		2,897
Hides and skins other than fur	8,300	19		6,527						
{ Dut.	585	1,167		2,120						
{ Free				575						
Metals and minerals and mfrs. of										
{ Dut.	142,790	512		580						
{ Free	1,332	1,156		15,067		853		1,698		500
Settlers' effects	153	87		15		353		1,830		
All other articles imported.										
<i>Recapitulation.</i>										
Imports, dutiable.	6,758	15,804		33,900		28,909		39,202		166,674
" free	157,223	8,855		27,670		75,554		104,463		205,876
Total imports (inward)	163,981	24,659		61,570		104,463		205,876		31,607
Coin and bullion										
Total imports	163,981	24,659		61,570		104,463		205,876		31,607
" exports	55,648	70,568		45,681		49,018		224,583		1,830
Total trade.	219,629	95,217		107,251		153,481		430,459		

ARTICLES.	1899.		1900.		1901.		1902.		1903.	
	Quantity.	Value.	Quantity.	Value.	Quantity.	Value.	Quantity.	Value.	Quantity.	Value.
Breadstuffs.....		25		385						71,983
Carriages, &c., and parts of.....		686				263				225
Coal..... Tons.	1,592	5,572			221	442	660	2,310	1,292	3,876
Fish.....		10,100		432						8,400
Metals and minerals and mfrs. of—										
Iron and steel and manufactures of:		11,362		35,599		39,806		32,955		121,925
Agricultural implements.....		16,872		21,434		1,868		11,130		510
All other metals and minerals and manufactures of.....		28,234		57,033		41,674		44,085		122,435
Totals, metals, &c.....										
Ships.....				1						
Wood and manufactures of.....		9,331		949						41
All other articles exported.....		1,700		1,020		3,302		2,549		17,613
<i>Recapitulation.</i>										
Exports, home produce.....		55,648		70,530		45,681		49,018		224,502
" foreign.....				28						81
Total exports (home, &c.).....		55,648		70,558		45,681		49,018		224,583
Coin and bullion.....										
Total exports.....		55,648		70,558		45,681		49,018		224,583
" imports.....		163,981		24,659		61,570		104,463		265,876
Total trade.....		219,629		95,217		107,251		153,481		490,459

3-4 EDWARD VII., A. 1904

No. 20—Continued.
SPAIN—Concluded.

EXPORTS.

ARTICLES.	1899.		1900.		1901.		1902.		1903.	
	Quantity.	Value. \$	Quantity.	Value. \$	Quantity.	Value. \$	Quantity.	Value. \$	Quantity.	Value. \$
Fish and fish products—										
Codfish, including haddock, ling, &c., dry salted Cwt.			148	600	2,527	10,085	112	340		
All other						1,070				
Totals, fish, &c				600		11,155		340		
Metals and minerals and mfrs. of										
Tobacco Lbs.			970	1,002		387		14,986		
Wood and mfrs. of—										
Deals, spruce and other St. Hd.	2,097	55,476	1,953	53,107	5,642	142,431	3,495	136,714	2,517	99,249
Deal ends "	69	1,375	276	11,329	121	3,952	112	2,633	282	7,587
All other "		245		4,890		7,031		24,032		24,032
Totals, wood and mfrs. of		57,096		68,436		151,273		146,378		121,868
All other articles exported		2,082		20,020		2,208		3,903		1,359
Exports, home produce		59,178		86,456		155,229		161,823		138,553
foreign "						125				
Total exports (mdse)		59,178		86,456		155,354		161,823		138,553
Coin and bullion										
Total exports		59,178		86,456		155,354		161,823		138,553
" imports		513,018		563,472		813,411		640,839		857,192
Total trade		572,196		649,928		968,765		802,662		995,745
<i>Recapitulation.</i>										
Exports, home produce		59,178		86,456		155,229		161,823		138,553
foreign "						125				
Total exports (mdse)		59,178		86,456		155,354		161,823		138,553
Coin and bullion										
Total exports		59,178		86,456		155,354		161,823		138,553
" imports		513,018		563,472		813,411		640,839		857,192
Total trade		572,196		649,928		968,765		802,662		995,745

SESSIONAL PAPER No. 10

No. 20—Continued.

IMPORTS.

ST. PIERRE.

ARTICLES.	1899.		1900.		1901.		1902.		1903.	
	Quantity.	Value.	Quantity.	Value.	Quantity.	Value.	Quantity.	Value.	Quantity.	Value.
Fish and fish products—										
Cod, haddock, ling and pollock,										
dry salted.....	802,747	26,526	1,063,684	40,044	36,544	1,256	2,065,940	78,921	522,200	18,296
All other.....		9,673		2,547		105		1,534		740
Totals, fish, &c.....		36,199		42,591		1,361		80,455		19,036
Furs and skins										
Hides and skins other than fur		560						45		
Junk, old, and oakum.....	478	2,419	593	2,413	980	790		449		944
Metals and minerals and mfrs. of		36		237		521	201	355	760	956
Spirits and wines.....		299		1,117		1,706		650		817
All other articles imported.....		81		164		325		887		356
Free.....		111		22		485		91		21
<i>Recapitulation.</i>										
Imports, dutiable		36,569		43,723		2,021		81,899		22,005
Free.....		3,864		4,145		3,502		1,590		2,277
Total imports (mdse).....		40,433		47,868		6,123		83,489		24,282
Coin and bullion.....										
Total imports.....		40,433		47,868		6,123		83,489		24,282
" exports.....		207,052		233,994		227,194		204,312		277,687
Total trade.....		247,485		281,862		233,317		287,801		301,969

34 EDWARD VII., A. 1904

No. 20—Continued.
ST. PIERRE—Continued.

EXPORTS.

EXPORTS

ARTICLES.	1899.		1900.		1901.		1902.		1903.	
	Quantity.	Value. \$	Quantity.	Value. \$	Quantity.	Value. \$	Quantity.	Value. \$	Quantity.	Value. \$
Ale, beer and porter	87	36	72	52	31	16	10	10
Animals, living—										
Cattle	1,334	22,500	1,291	23,494	1,254	22,171	1,047	18,731	1,583	31,938
Horses	1	75	3	350	15	1,450	1	50	7	680
Sheep	2,516	6,596	2,387	6,219	2,065	7,442	2,818	7,086	2,762	7,626
Swine	464	2,029	451	2,553	272	1,929	313	2,288	248	2,242
All other	2,758	2,323	2,747	2,499	1,353
Totals, animals, living	33,958	34,939	35,739	31,204	46,839
Breadstuffs—										
Biscuits and bread	358	1,482	301	1,619	137	839	107	758	114	767
Flour of wheat	810	2,947	1,757	6,030	1,165	3,848	2,459	8,473	1,562	6,440
All other breadstuffs	1,097	1,119	3,570	1,810	2,459
Totals, breadstuffs	5,522	8,768	8,257	11,041	9,666
Carrriages, &c., and parts of	94	396	181	259	133
Coal	9,662	20,396	10,840	23,749	11,203	29,354	9,492	22,354	16,729	55,185
Cordage, rope and twine	678	699	920	235	348
Cotton and manufactures of	2,714	2,657	4,557	5,321	3,922
Drugs, dyes, chemicals, &c.	191	607	1,078	535	353
Fish and fish products—										
Codfish, including haddock, ling and pollock, dry salted	1	4	134	589
Lobsters, canned	1,448	190	4,103	617
Oysters, fresh	169	356	269	649	157	367	154	399	141	431
All other	179	399	219	3,908	212
Totals, fish and fish products	725	1,052	586	5,113	643

SESSIONAL PAPER No. 10

Fruits	1,912	3,151	2,198	1,445	1,705
Hay	6,298	8,549	6,781	7,809	6,873
Tons.	812	917	654	624	624
Leather and manufactures of—					
Boots and shoes.	10,769	9,790	8,264	9,019	6,031
All other	73	67	81	44	85
Totals, leather and mfrs. of.	10,842	9,857	8,345	9,063	6,116
Metals and minerals and mfrs. of—					
Iron and steel and manufactures of—					
Castings.	408	707	53	72	207
Stoves.	1,035	857	989	708	1,011
All other iron and steel and mfrs. of.	4,747	2,544	5,030	5,036	3,346
Tin and manufactures of	354	250	383	513	681
All other metals and minerals and manufactures of.	148	60	954	131	263
Totals, metals, &c.	6,692	4,398	7,409	6,460	5,508
Provisions—					
Butter	182,869	27,802	30,855	27,111	28,655
Eggs.	26,044	3,206	3,826	3,073	4,750
Meats—					
Bacon and hams.	3,133	328	544	315	39
Beef.	57,219	4,007	3,153	2,184	3,198
Mutton.	7,978	378	614	173	488
Pork.	29,875	1,622	3,603	2,845	2,720
All other provisions.	1,686	751	969	1,473	1,451
Totals, provisions	39,029	32,817	43,464	36,859	41,301
Salt					
Ships.	2	550	2	5	6
Soap	34,665	1,733	2,509	1,139	722
Spirits and wines	28,713	4,289	4,152	1,032	2,705
Tea.	18,061	2,492	7,093	1,436	14,454
Tobacco and manufactures of.	61,661	16,319	16,447	16,301	13,522
Sugar and molasses		32	472	212	186
Vegetables—					
Potatoes.	21,577	6,493	7,717	5,716	6,489
All other	2,870	2,511	1,517	1,642	2,482
Totals, vegetables.	9,363	8,838	9,234	7,358	9,421

3-4 EDWARD VII., A. 1904

No. 20—Continued.

EXPORTS—Concluded.

ST. PIERRE—Concluded.

EXPORTS—Concluded.

ARTICLES.	1899.		1900.		1901.		1902.		1903.	
	Quantity.	Value.	Quantity.	Value.	Quantity.	Value.	Quantity.	Value.	Quantity.	Value.
Vinegar.....	25,000	3,830								
Wood and manufactures of—										
Lumber										
Planks and boards.....	1,766	16,403	1,064	11,174	1,854	23,200	1,291	15,126	1,063	11,922
Staves and headings.....		3,133		1,816		1,321		4,129		833
All other lumber.....		1,306		283		4,186		1,358		2,886
Shingles.....	1,765	2,540	558	483	2,191	3,081	1,575	1,702	1,579	2,138
All other manufactured wood.....		4,086		2,500		3,830		6,023		4,970
Wood, manufactured.....		924		883		2,610		2,310		2,888
Totals, wood and mfrs. of.....		28,392		17,139		38,228		33,645		25,637
All other articles exported.....		4,060		4,176		8,440		6,146		6,886
<i>Recapitulation.</i>										
Exports, home produce.....		195,646		226,126		212,094		195,503		227,519
" foreign.....		11,386		7,868		15,100		8,809		10,138
Coin and bullion.....		297,032		283,904		227,194		204,312		237,687
Total exports (indsc.).....										40,000
Total exports.....		207,052		233,994		227,194		204,312		277,687
" imports.....		40,433		47,808		6,123		83,489		24,282
Total trade.....		247,485		281,802		233,317		287,801		301,969

EXPORTS—Concluded.

3-4 EDWARD VII., A. 1904

No. 20—Continued.

SWITZERLAND—Continued.

IMPORTS—Concluded.

IMPORTS—Concluded.

ARTICLES.	1899.		1900.		1901.		1902.		1903.	
	Quantity.	Value. \$	Quantity.	Value. %	Quantity.	Value. %	Quantity.	Value. %	Quantity.	Value. %
Embroideries, N. O. P.		8,377		9,906		15,065		17,268		25,291
Fancy goods.		15,355		15,632		15,216		24,280		51,145
Flax, hemp, jute and mfrs. of.		10,116		11,193		5,429		11,260		9,365
Metals and minerals and mfrs. of.		330		68		611		3,261		3,629
Milk, condensed.	18,200	1,347	9,100	620	7,800	507	13,976	1,306	10,400	128
Milk food and other similar preparations.		9,798		8,530		6,210		7,671		11,429
Musical instruments		4,305		3,323		503		281		
Reunet.		1,680		2,737		225		2,027		275
Ribbons.		98,026		34,682		32,948		49,668		97,285
Silk and mfrs. of—										
Fabrics.		155,596		98,752		109,374		161,115		144,373
All other.		3,045		2,037		3,844		3,178		8,833
		930		1,051				410		
Totals, silk and mfrs. of.		158,601		100,789		113,218		164,293		153,206
		389		1,051				410		
Watches and parts of.		36,471		69,005		90,057		128,556		129,348
Wool and mfrs. of.		5,523		5,828		7,227		3,768		10,044
All other articles imported.		11,838		4,363		8,204		11,925		15,898
		683		81		222		1,151		7,904

SESSIONAL PAPER No. 10

<i>Recapitulation.</i>									
Imports, dutiable.....	557,997	530,080	595,114	763,812	923,891				
" free.....	8,548	11,871	12,602	18,021	20,186				
Total imports (mdse).....	566,545	542,551	607,716	781,833	944,077				
Coin and bullion.....									
Total imports.....	566,545	542,551	607,716	781,833	944,077				
" exports.....	2,758	800	739	15,173	7,539				
Total trade.....	569,303	543,351	608,455	797,006	951,676				

No. 20—Continued.

EXPORTS.

SWITZERLAND—Concluded.

EXPORTS.

ARTICLES.	1899.		1900.		1901.		1902.		1903.	
	Quantity.	Value.	Quantity.	Value.	Quantity.	Value.	Quantity.	Value.	Quantity.	Value.
Animals, living.....		2,226		%				%		%
Metals and minerals and intrs. of.....		332	800			739		11,417		5,275
All other articles exported.....								3,756		2,324
<i>Recapitulation.</i>										
Exports, home produce.....		522	386			632		12,706		7,433
" foreign.....		2,236	414			107		2,467		166
Total, exports (indse).....		2,758	800			739		15,173		7,599
" Coin and bullion.....										
Total exports.....		2,758	800			739		15,173		7,599
" imports.....		569,303	542,351			607,716		781,833		944,077
Total trade.....		569,303	543,351			608,455		797,006		951,676

SESSIONAL PAPER No. 10

No. 20—Continued.

TURKEY.

IMPORTS.

IMPORTS.

ARTICLES.	1899.		1900.		1901.		1902.		1903.	
	Quantity.	Value.	Quantity.	Value.	Quantity.	Value.	Quantity.	Value.	Quantity.	Value.
Carpets, mats and rugs.....		\$ 6,586		\$ 6,243		\$ 1,760		\$ 650		\$ 969
Coffee.....	16,800	3,431	4,000	575	16,800	2,568	55	12		
Drugs, dyes, chemicals &c— Liquorice paste.....	1,356,991	88,656	1,077,375	69,638	1,104,672	72,027	1,198,069	74,878	957,538	60,151
Ortar or attar of roses and oil of roses.....	409	1,868			200	633				
All other.....		439		818				271		1,656
		722								
Totals, drugs, dyes &c.....		89,095		70,456		72,027		75,149		61,807
		2,590				633				
Embroideries, N.O.P.....		633		757		297				
Fruits— Figs.....	209,722	16,073	389,204	23,060	534,854	29,605	1,260,089	41,378	969,836	39,629
Raisins.....	353,275	25,576	937,450	53,964	334,536	28,474	541,865	32,950	725,737	43,684
All other.....		3,313		1,146		6,248		11,080		11,730
Totals, fruits.....		44,962		78,170		64,327		85,408		95,043
Hides and skins other than fur.....		500		1,846		1,233		29,734		65,078
Packages, all kinds.....						777		941		1,639
Seeds and bulbous roots.....		3,863		1,505		2,319		3,883		5,921
Tobacco and mfrs. of.....				2,701		872		2		5
All other articles imported.....		1,169		3,323		2,100		4,187		2,543
		200						30		10

No. 20—Continued

TURKEY—Continued.

IMPORTS—Concluded.

ARTICLES.	1899.		1900.		1901.		1902.		1903.	
	Quantity.	Value.	Quantity.	Value.	Quantity.	Value.	Quantity.	Value.	Quantity.	Value.
<i>Recapitulation.</i>										
Imports, dutiable		\$		\$		\$		\$		\$
" free										
Total imports (nolse)		146,898		165,001		144,509		170,220		167,927
Coin and bullion		6,221		1,454		4,437		30,783		65,088
" exports		153,119		166,455		148,946		201,103		233,015
Total imports		153,119		166,455		148,946		201,103		233,015
" exports		8,346				4,025		23,041		3,479
Total trade		161,465		166,455		152,971		224,144		236,494

SESSIONAL PAPER No. 10

No. 20—Continued.

TURKEY—Concluded.

EXPORTS.

ARTICLES.	1899.		1900.		1901.		1902.		1903.	
	Quantity.	Value.	Quantity.	Value.	Quantity.	Value.	Quantity.	Value.	Quantity.	Value.
Cordage, rope and twine.....		¢		¢		3,800		18,986		¢
Fish.....		2,500						3,427		105
Metals and minerals and manufactures of.....		5,157				135		628		570
Wood and manufactures of.....		587								2,804
All other articles exported.....										
<i>Recapitulation.</i>										
Exports, home produce.....		8,346				4,025		23,041		3,479
" foreign ".....										
Total exports (indse.).....		8,346				4,025		23,041		3,479
Coin and bullion.....										
Total exports.....		8,346				4,025		23,041		3,479
" imports.....		153,119		166,455		148,946		201,103		233,015
Total trade.....		161,465		166,455		152,971		224,144		236,494

3-4 EDWARD VII., A. 1904

No. 20—Continued.

IMPORTS—Continued.

UNITED STATES—Continued.

IMPORTS—Continued.

ARTICLES.	1899.		1900.		1901.		1902.		1903.	
	Quantity.	Value.	Quantity.	Value.	Quantity.	Value.	Quantity.	Value.	Quantity.	Value.
Breadstuffs:		\$		\$		\$		\$		\$
Grain products—										
Bran, mill feed, &c.	49,924	61,318	74,266	90,352	104,519	106,518	25,890	66,033	25,890	106,518
Indian or corn meal.	2,624,841	82,275	70,413	57,084	26,186	65,431	744,531	12,281	744,531	65,431
Oatmeal	69,239	42,159	1,109,501	3,756,777	557,251	20,498	49,961	155,500	38,818	20,498
Wheat flour.		292,681	181,843	49,252	75,500	111,056	75,500	75,500	89,412	111,056
All other		69,173	74,882	76,810	75,500	89,412				89,412
Totals, grain products.		490,606	430,795	443,590	413,741	392,915				392,915
Recapitulation.										
Breadstuffs.		8,591,516	6,114,203	8,514,986	8,663,871	7,437,907		8,663,871		7,437,907
Bricks, clays and tiles—		8,970,338	6,960,159	6,488,292	2,489,006	3,257,704		2,489,006		3,257,704
Bricks, building—	2,574	20,239	1,623	16,285	19,851	24,200		31,406	2,722	24,200
" fire and stove linings, N. P. S.		32,474	29,407	28,641	39,752	29,100		39,752		29,100
" fire for use in process of manufacture		74,024	13,716	251,863	34,513	295,753		276,414	15,655	295,753
China clay	14,812	6,775	99,340	19,651	14,598	15,009		9,079	38,888	15,009
Drain pipes, sewer pipes, chimney linings or vents, chimney tops and inverted blocks, glazed or unglazed		28,015	34,795	45,634	50,229	47,295		50,229		47,295
Fire clay, unmanufactured		19,759	47,577	70,993	54,891	55,953		54,891		55,953
All other		20,613	42,903	14,768	20,053	25,216		20,053		25,216
Totals, bricks, &c.		8,895	5,067	14,105	16,474	12,311		16,474		12,311
Totals, bricks, &c.		101,341	122,690	108,894	141,440	125,811		141,440		125,811
Totals, bricks, &c.		109,453	324,758	443,999	356,858	379,626		356,858		379,626

SESSIONAL PAPER No. 10

Bristles.....	Free.	Lbs.	52,783	35,032	54,867	37,347	30,040	23,170	60,714	38,689	65,781	42,454
British gum, dextrine, sizing cream and enamel sizing.....	Dut.	Lbs.	683,136	25,262	880,583	30,742	689,265	20,500	683,358	33,580	939,442	49,082
Broom corn.....	Free.		108,149	65,585	83,440	125,360	65,585	209,440	202,487	96,884	115,128	165,281
Brooms and brushes.....	Dut.		71,951	2,581	40,720	86,646	85,145	79,462	86,646	86,696	110,153	115,128
Buttons.....	Free.		767,924	69,733	440,720	48,066	917,485	100,900	794,474	2,815	776,458	2,600
Candles, all kinds.....	Dut.	Lbs.	767,924	69,733	440,720	48,066	917,485	100,900	794,474	80,702	776,458	82,214
Carpets, mats and rugs.....	"			36,508		34,665		21,334		26,655		33,936
Carriages—												
Bicycles and tricycles.....	Dut.	No.	26,714	496,129	14,535	234,140	10,874	152,829	5,849	81,246	4,426	59,106
" " " parts of.....	"	No.		311,213		338,382		204,305		119,980		116,578
Box and flat cars.....	"	No.	314	32,362	677	4,254	751	276,997	984	442,479	276	61,558
Buggies, all kinds.....	"	No.	650	43,014	692	40,902	859	53,787	1,245	66,511	1,003	66,398
Carts, pleasure, all kinds.....	"	"	166	7,105	130	5,240	40	1,603	60	3,220		
Farm and freight wagons.....	"	"	2,424	104,286	1,769	80,592	1,191	60,990	2,625	125,446	4,263	196,286
Passenger cars, all kinds.....	"	"		72,495	22	27,016	109	46,397	36	45,611	52	56,651
Railway cars, parts of.....	"	"	420	178,605	945	372,334	134,591	134,591	496	311,684	626	312,625
Sleighs and cutters.....	"	No.		6,431		15,137	455	14,323		11,996		12,714
Wheelbarrows, trucks and hand carts.....	"	"	8,094	25,381	9,567	40,413	7,170	41,941	12,887	44,707	12,337	63,504
All other.....	"	"		58,597		175,563		57,725		104,011		153,833
Totals, carriages, &c.....	"	"		1,335,588		1,333,913		1,045,688		1,356,891		1,101,253
Cement—												
Portland.....	Dut.	Cwt.	90,867	42,701	79,754	39,913	435,847	217,683	1,183,408	563,641	609,170	305,491
All other.....	"	"		10,177		15,636		11,102		24,869		18,441
Totals, cement.....	"	"		52,878		55,569		228,845		588,510		323,932
Clocks, clock keys and clock move- ments.....	Dut.			156,696		173,117		174,874		197,948		212,749
Coal and coke—												
Coal, anthracite.....	Free.	Tons.	1,745,332	6,490,147	1,654,401	6,602,912	1,919,841	7,871,406	1,632,451	7,921,939	1,394,675	6,683,649
" bituminous.....	Dut.	"	2,123,112	3,609,389	2,891,443	4,410,140	2,649,768	5,191,623	3,204,627	5,924,670	3,642,246	7,803,648
" dust.....	"	"	271,684	37,978	322,098	84,241	400,389	258,051	469,568	234,339	532,175	434,225
Coke.....	Free.	"	198,717	353,883	187,665	503,712	308,743	679,915	244,975	775,474	241,085	1,152,287
All other (charcoal).....	Dut.	"										8,863
Totals, coal, coke, &c.....	(Dut. Tons.)	"	2,894,746	3,647,367	3,213,541	4,494,381	3,050,157	5,449,674	3,074,105	6,159,229	7,797,713	8,246,736
(Free. ")	"	"	1,884,049	6,846,030	1,812,066	7,108,624	2,228,584	8,551,321	1,897,426	7,797,713		7,835,936
Cocoa beans, nibs, paste, chocolate and preparations of.....	(Dut. Lbs.)	"	505,215	114,920	543,751	140,246	483,923	123,356	531,656	130,816	736,643	173,382
(Free. ")	"	"	147,143	24,345	221,765	33,292	294,333	49,227	207,020	32,005	594,709	83,548

SESSIONAL PAPER No. 10

N.O.P.	Dut. Yds.	769,600	7,215,079	584,121	5,874,456	336,686	7,956,563	599,165	6,666,442	543,342
J Jeans, cottiles and saccons imported by corset and dress stay-makers, &c.	" "	90,264	1,255,926	109,832	1,050,185	92,227	986,002	84,268	1,031,928	96,631
Sewing thread on spools.	" "	90,321	102,928	112,120	101,794	123,461
Shoets and bed quilts and damask of cotton, N.O.P.	" "	19,765	16,463	11,349	13,257	18,191
Shirts, all kinds.	" Doz.	7,174	3,712	13,898	4,625	21,973	7,431	38,693	22,580	88,376
Socks and stockings.	Dut. Doz. Pres.	7,756	6,626	6,425	3,552	3,419	13,384	11,188	28,050	29,686
Hostery, N.E.S.	" "	3,794	7,930	12,892	20,154
Uncoloured cotton fabrics— Sermins and window sermins, cambrie cloths, &c.	Dut. Yds.	11,484	155,727	13,132	104,187	6,481	50,794	3,290	131,661	11,000
Velvets, velveteens and plush fabrics, N.E.S.	" "	22,643	80,283	28,372	105,899	37,728	183,908	51,646	211,565	61,310
Yarns, cotton.	Free. Lbs.	55,666	178,508	42,466	136,213	46,956	717,150	82,902	151,211	55,263
Yarns, knitting hostery or other cotton yarns.	Dut. "	52,585	144,878	32,671	85,804	21,207	96,947	18,669	68,053	14,892
All other.	(Free.	172,394	158,766	178,196	181,818	304,944
	(Free.	93,804	135,051	119,289	153,140	287,891
Totals, cotton and mfrs. of.	(Dut.	1,679,221	1,520,655	1,368,696	1,603,917	1,765,491
	(Free.	3,416,664	4,491,375	5,148,970	6,047,530	6,582,939
Curtains and shams.	Dut.	88,986	92,049	55,437	69,238	72,485
Dressing, harness, leather and shoe.	" "	53,451	48,212	47,910	54,000	57,763
Drugs, dyes and chemicals, &c.— Acids, all kinds.	Dut.	82,759	48,807	65,077	32,543	51,183	99,363	49,615	48,587	35,222
Alizarine and artificial alazarine.	Free. Lbs.	10,217	8,677	5,477	8,849	11,952
Alum, in bulk only, ground or unground, and alum cake.	" "	2,588,189	2,071,219	33,000	2,627,176	31,008	3,814,571	42,149	4,496,976	45,877
Aniline dyes and coal tar dyes in bulk or packages of not less than one pound.	" "	66,387	369,485	117,074	314,679	110,381	379,154	136,451	489,634	174,491
Arsenic.	" "	23,373	223,290	10,608	155,955	8,148	81,879	4,473	223,756	7,365
Brunstone, crude.	" "	132,672	5,719,582	58,217	6,972,136	72,649	3,361,458	41,530	3,650,832	39,770
Chloride of lime.	" "	6,853	730,200	17,262	1,057,305	16,561	1,438,104	21,388	1,587,551	21,956
Cream of tartar in crystals.	" "	16,193	161,613	28,411	260,370	44,131	274,792	44,832	239,480	40,850
Extract of logwood.	Dut.	111,223	3,725,045	144,543	4,394,344	151,550	8,221,056	283,079	10,564,038	367,460
Gelarine and isinglass.	" "	16,307	132,796	20,765	65,798	20,433	49,205	20,206	60,830	23,723
Glycerine.	" "	45,518	291,340	40,455	238,597	33,290	114,603	15,970	74,233	10,743
Gums.	(Free.	16,101	16,101	9,525	19,790	13,251	18,096	10,594	18,096	10,462
Indigo.	" "	206,886	1,558,198	224,681	3,145,944	644,006	4,628,792	868,074	4,279,074	856,624
Liquorice.	Dut.	77,009	42,005	39,450	233,436	53,072	40,892	32,341	32,880	21,944
Logwood and fustic, ground.	Free.	24,961	350,351	29,610	406,468	34,172	694,601	51,783	1,092,690	81,645
Proprietary medicines, all kinds.	Dut.	12,328	483,478	9,460	223,027	6,123	409,536	10,305	417,797	5,620
Quicksilver.	Free. Lbs.	235,506	257,011	268,440	277,768	337,129
Quinine, salts of.	" Ozs.	92,839	80,707	49,223	136,429	92,179	93,244	54,363	99,424	55,747
	" "	44,293	29,389	8,366	32,735	11,805	38,803	11,355	30,593	7,648

No. 20—Continued.

IMPORTS—Continued.

UNITED STATES—Continued.

3-4 EDWARD VII., A. 1904

ARTICLES.	1899.		1900.		1901.		1902.		1903.	
	Quantity.	Value. \$	Quantity.	Value. \$	Quantity.	Value. \$	Quantity.	Value. \$	Quantity.	Value. \$
Drugs, dyes and chemicals— <i>Cont.</i>										
Saltpetre.....	335,008	15,254	463,576	17,850	410,622	16,735	753,636	27,443	1,001,856	40,426
Soda, bicarbonate of.....	2,318,990	34,710	2,410,367	43,417	1,856,159	40,182	2,220,211	38,511	2,581,153	48,885
Soda, nitrate of, soda ash, soda caustic, soda bicarbonate of, sd.										
soda and silicate of soda in crys- tals or solution.....	15,181,006	149,958	14,400,978	188,198	16,224,438	218,168	15,466,710	217,849	18,533,211	264,045
Sulphate of copper (blue vitriol), " " " "	1,522,004	58,255	1,466,326	77,785	1,430,105	70,658	1,353,333	58,661	1,848,614	73,302
Terra Japonica, gambier or cutch " " " "	471,025	15,553	566,680	18,661	351,450	14,132	307,511	19,768	506,613	28,772
Vanilla, crude only.....	4,862	23,334	10,295	21,720	4,704	23,391	5,699	21,320	6,317	21,146
Vasoline.....	181,602	8,209	255,589	10,450	240,587	8,486	208,766	8,341	311,446	11,465
All other.....		309,892	297,455	297,455	301,551	307,740	307,740	307,740	307,740	340,476
		316,095	299,618	299,618	324,830	324,830	324,830	324,830	357,240	313,187
Totals, drugs, dyes, &c.....		798,384		773,795		771,258		780,531		899,731
		1,327,483		1,373,411		1,917,007		2,261,466		2,397,801
Earthenware and chinaware.....		136,254		189,387		162,369		241,135		288,665
Electric apparatus.....		589,260		830,857		922,735		1,350,505		1,580,021
Embroideries, N. O. P.....		4,807		8,743		8,031		11,150		13,674
Fancy goods—										
Read ornaments and statuettes: N. E. S.....		3,396		4,032		7,018		9,447		14,360
Boxes, fancy ornamental cases and writing desks, &c.....		32,114		34,387		38,322		35,710		38,611
Brands, bracelets, cords, &c.....		125,957		139,807		163,753		105,085		136,198
Feathers.....		75,920		78,960		43,065		46,690		36,922
Flowers, artificial.....		71,961		66,626		58,676		61,991		65,038
Laces, lace collars and similar goods, &c.....		21,459		35,177		31,982		35,078		42,179
Toys and dolls of all kinds.....		62,166		63,974		69,161		81,373		79,845

SESSIONAL PAPER No. 10

All other.....	Dut.	13,759	17,583	9,096	14,616	18,923
Totals, fancy goods.....	"	406,732	446,606	361,013	389,990	432,076
Fertilizers.....	(Dut.	59,037	61,543	70,781	78,743	106,070
(Free.....	43,827	50,756	101,391	110,898	89,731	
Fisheries, articles for use of.....	(Dut.	3,263	6,914	12,197	18,146	22,108
(Free.....	233,730	298,310	321,205	333,681	361,243	
Fish and fish products—						
Cod, haddock, ling and pollack,						
fresh, imported otherwise than						
in barrels.....	Dut. Lbs.	32,965	32,015	857,897	778,343	26,452
" dry salted.....	"	623	692	22,379	1,512	2,224
" smoked.....	"	7,803	8,383	91,657	1,750	33,766
Oysters, shelled in bulk.....	" (Galls.	169,599	178,732	166,096	197,701	205,804
Oysters, canned, prepared or pre-						
served.....	" Lbs.	51,082	62,065	467,565	388,143	403,943
Salmou, fresh.....	"	21,748	87,405	31,917	101,088	60,586
All other.....	(Dut.	107,377	121,642	115,691	109,950	137,088
(Free.....	1,313	1,133	517	1,113	374	
Totals, fish, &c.....	(Dut.	391,197	491,534	415,954	485,185	516,204
(Free.....	1,313	1,133	517	1,113	374	
Flax, hemp and jute and mfrs. of—						
Bags or sacks of linen, hemp and						
jute.....	Dut.	11,392	3,820	12,554	10,421	9,038
Carpeting, rugs, matting and mats	"	6,021	4,558	3,652	2,377	4,537
Damask of linen, stair linen,						
diaper, napkins, doylies, tray						
cloths, quilts and light articles						
of linen, N. O. P.....	"	9,958	11,113	11,085	14,339	10,131
Hemp, undressed.....	Free. Cwt.	305,985	396,503	299,626	669,057	453,585
Jute cloth, as taken from the loom,						
not coloured, cropped, mangled,						
pressed, calendered, not finished						
in any way.....	" Yds.	20,384	1,898	285,047	30,771	82,949
Jute, flax or hemp yarn, plain,						
dyed or coloured, jute canvas,						
not pressed or calendered, im-						
ported by manufacturers of car-						
pets, rugs and mats, jute web-						
bing or jute cloth, hammocks,						
twines and floor oil cloths and						
towels, for use in the manufac-						
ture of any of those articles only						
in their factories.....	" Lbs.	423,089	34,861	43,210	38,550	504,426
		24,318	671,109	586,281	586,281	34,454
		24,318	34,861	43,210	38,550	504,426

3-4 EDWARD VII., A. 1904

IMPORTS—Continued.

UNITED STATES—Continued.

IMPORTS—Continued.

	1899.			1900.			1901.			1902.			1903.		
	Quantity.	Value.		Quantity.	Value.		Quantity.	Value.		Quantity.	Value.		Quantity.	Value.	
ARTICLES.															
Flax, hemp and jute, and mfrs. of— <i>Con.</i>															
Linen duck, canvas, huckabacks, or other mfrs. of flax, N. E. S.															
Dut.		7,942			10,480			15,376		14,429				18,998	
"		4,964		2,921	3,197		7,577	4,282		27,676			22,727	11,016	
Linen thread.	7,786	28,632		31,297	41,978		28,636	18,130		6,922			28,607	45,769	
All other.		28,738												13,665	
{ Dut.		69,509			65,372			75,805		82,681				99,189	
{ Free.		450,330			478,240			376,296		745,500				534,653	
Totals, flax, hemp, &c.															
Fruits—															
Dried fruits, including nuts—															
Apples, dried.	143,329	9,133	258,178	18,149	97,930	7,158	91,517	6,601	151,033	8,747			151,033	8,747	
Currants.	530,509	19,179	771,661	28,518	849,526	65,553	1,213,403	57,905	1,037,623	33,996			1,037,623	33,996	
Dates.	214,943	8,967	148,028	5,783	76,406	3,170	238,018	9,191	273,555	11,618			273,555	11,618	
Figs.	193,310	10,522	240,667	16,935	241,056	12,654	140,752	7,873	180,044	11,333			180,044	11,333	
Prunes.	2,166,763	83,982	3,410,065	131,639	3,867,733	130,918	5,085,677	172,662	5,790,998	151,160			5,790,998	151,160	
Raisins.	2,441,121	114,236	2,926,871	175,168	3,435,825	232,265	3,161,991	175,992	4,863,705	296,883			4,863,705	296,883	
All other, N. E. S.	795,763	62,752	2,103,906	148,027	1,965,536	116,552	1,696,877	125,018	3,126,004	171,887			3,126,004	171,887	
Nuts—Almonds.	172,432	20,028	134,338	22,255	141,068	19,605	193,237	22,668	337,920	40,363			337,920	40,363	
Brazil.	141,083	15,102	159,232	7,561	53,612	5,043	71,246	5,908	156,768	12,891			156,768	12,891	
Pecans.	431,979	20,589	383,282	19,854	509,177	30,280	595,924	36,208	731,030	42,839			731,030	42,839	
Walnuts, not shell'd.	135,254	12,063	189,291	17,713	148,580	16,265	237,798	19,114	372,334	34,842			372,334	34,842	
All other nuts.	2,005,257	77,439	3,630,598	124,152	3,885,199	119,278	3,018,328	127,593	3,741,404	166,176			3,741,404	166,176	
Totals, fruits, dried.	9,391,723	456,492	13,756,180	715,804	15,271,688	758,671	15,747,768	766,133	29,702,438	982,695			29,702,438	982,695	
Green or ripe fruits—															
Apples, green.	17,226	43,085	18,717	59,476	26,105	73,417	23,250	89,287	28,263	79,830			28,263	79,830	
Bananas.	519,655	506,644	515,746	517,791	479,368	578,239	724,777	714,807	874,218	774,737			874,218	774,737	
Blackberries, gooseberries, rasp- berries, &c., N. E. S.	1,162,457	83,806	1,270,869	93,695	1,079,652	80,366	1,064,641	94,192	1,068,055	89,409			1,068,055	89,409	
Cranberries.	23,206	36,400	33,044	42,254	13,570	26,199	26,995	52,679	17,168	37,412			17,168	37,412	
Grapes.	576,987	27,569	666,904	34,717	681,908	30,418	681,860	37,136	608,337	36,855			608,337	36,855	

3-4 EDWARD VII., A. 1904

No. 20—Continued. IMPORTS—Continued.

UNITED STATES—Continued.

IMPORTS—Continued.

ARTICLES.	1899.		1900.		1901.		1902.		1903.	
	Quantity.	Value.	Quantity.	Value.	Quantity.	Value.	Quantity.	Value.	Quantity.	Value.
Glass and mfrs. of— <i>Con.</i>										
Lamp chimneys, glass shades or globes and blown glass tableware		\$		\$		\$		\$		\$
Dut.		117,915		105,469		117,916		106,456		94,141
" "		95,245		146,636		142,759		132,977		165,344
All other										
Totals, glass and mfrs. of..		484,859		537,513		536,949		523,820		592,052
Gloves and mitts, all kinds		35,667		51,654		38,913		56,117		80,792
Glue, glue stock and mangle—										
Dut. Lbs.	645,249	73,825	704,348	70,356	610,029	63,967	654,418	65,154	537,946	54,482
" " " " " "		25,981		25,610		27,993		26,745		29,895
All other		1,797		649		1,183		490		572
Totals, glue, &c.		99,306		96,546		91,960		91,899		84,337
Grasses, fibres and straws and mfrs. of—										
Fibre, Kartavert, indurated fibre, vulcanized fibre and like material and manufactures of, N. E. S.		11,684		19,368		34,320		33,031		34,704
Fibre Mexican,istle or tampico..	4,225	16,297	3,563	17,288	5,200	16,823	4,642	16,836	1,195	12,109
" " " " " "	14,718	28,334	4,326	20,386	6,330	22,390	10,101	21,651	6,191	39,218
" " " " " "					273	2,424	2,763	23,693	29,618	268,850
Manilla grass	620,800	29,375	700,394	33,750	664,669	33,298	1,101,007	46,721	695,028	36,058
Moss Iceland and other moss....		842		1,228		1,853		2,215		2,244
All other		2,711		2,833		2,669		1,548		2,294
Totals, grasses and mfrs. of { Dut.		12,526		20,596		36,173		35,246		36,948
" " " " " " { Free		76,917		71,257		77,604		110,449		358,529

3-4 EDWARD VII., A. 1904

No. 20—Continued.

IMPORTS—Continued.

ARTICLES.	1899.		1900.		1901.		1902.		1903.	
	Quantity.	Value.	Quantity.	Value.	Quantity.	Value.	Quantity.	Value.	Quantity.	Value.
Hats, caps and bonnets— <i>Cont.</i>										
Straw, grass, chip or other material,										
N. E. S.		301,294		301,162		272,317		327,658		333,202
All other including materials for		20,736		17,595		10,803		12,200		18,755
same		38,353		64,405		88,814		91,971		96,051
Totals, hats, &c.		702,569		735,311		739,123		872,598		1,032,489
		99,449		108,442		168,803		169,543		179,730
Hay	5,739	57,988	6,218	88,212	6,519	116,228	8,397	121,624	7,771	127,153
Hides and skins other than fur.		1,947,188		2,128,488		2,435,411		2,174,764		2,613,320
Hops	619,297	104,054	884,358	122,756	660,727	115,037	573,166	89,196	37,941	98,888
Ink, printing and writing.		80,052		87,616		106,988		118,636		121,072
Jewellery		393,382		464,249		421,223		519,403		598,155
Leather and mfrs. of—										
Boots and shoes		427,906		528,766		619,996		665,915		711,569
Calf, kid, lamb and sheep skins, dressed waxed or glazed		282,508		238,860		190,331		164,331		136,265
(Glove leathers, tanned or dressed, coloured or uncoloured, imported by glove manufacturers for use in their own factories in the manufacture of gloves.										
Harness and saddlery, N. E. S.	171,294	105,976	263,679	183,475	233,278	159,874	318,936	163,676	459,129	283,367
Sole leather, all kinds		51,017		53,129		44,624		73,433		70,611
Upper leather, including dongola, cordovan, kangaroo, alligator and chamois skins, or other upper leather, N. E. S., dressed, waxed or glazed		527,360		427,951		222,313		37,844		33,246
Totals, leather and mfrs. of—		308,594		285,048		204,280		138,076		88,248

SESSIONAL PAPER No. 10

All other.....	Dut.....	160,096	177,855	195,808	223,104	256,942
Totals, leather and mfrs. of...	"	1,436,600	1,606,913	1,458,973	1,466,382	1,530,248
Marble and mfrs. of.....	Dut.....	86,026	79,696	77,914	102,056	128,062
Metals and minerals and mfrs. of—						
Brass and mfrs. of—						
Brass in bolts, bars and rods, in coils or otherwise in lengths, not less than 6 feet, unmanufactured, in lengths	Free, Cwt.	3,886	65,812	70,823	70,575	87,662
Brass in strips, sheets or plates, not polished, planished or coated.....	"	7,669	132,018	119,504	145,319	159,576
Brass, old and scrap, or in blocks.....	"	2,917	32,458	33,274	85,418	98,678
Brass tubing, not bent or otherwise manufactured, in lengths not less than 6 feet.....	"	250,839	72,816	71,880	88,994	85,624
Brass wire, plain.....	Dut, "	184,552	21,899	21,913	23,697	16,512
All other.....	{ Free.....	336,200	383,979	368,118	408,509	525,704
	{ Dut.....	77,199	75,399	85,897	121,540	130,674
Totals, brass and mfrs. of. {	{ Free.....	364,615	405,878	390,031	432,206	542,216
	{ Dut.....	331,672	378,703	381,378	511,846	562,214
Copper and mfrs. of—						
Copper in bars, rods and bolts, in coils or otherwise in lengths, not less than 6 feet, unmanufactured, in lengths	Free, Cwt.	19,566	553,006	514,340	759,943	810,742
Copper in strips, sheets or plates, not planished or coated, &c.....	"	10,372	187,859	205,198	246,141	244,559
Copper in pigs or ingots,.....	"	13,624	138,240	129,996	185,306	240,626
Copper tubing, in lengths not less than 6 feet, and not planished, bent or otherwise manufactured.....	"	136,176	52,198	46,600	43,133	53,022
Copper wire, plain, tinned or plated.....	Dut, "	280,484	150,439	102,262	89,836	74,448
All other.....	{ Free.....	33,225	71,074	46,672	49,482	59,181
	{ Dut.....	32,963	27,938	13,851	20,701	13,929
Totals, copper and mfrs. of. {	{ Free.....	78,336	221,513	148,934	139,318	133,629
	{ Dut.....	644,210	950,241	999,985	1,255,224	1,362,878

No. 20—Continued. UNITED STATES—Continued. IMPORTS—Continued.

ARTICLES.	1899.		1900.		1901.		1902.		1903.	
	Quantity.	Value.	Quantity.	Value.	Quantity.	Value.	Quantity.	Value.	Quantity.	Value.
Metals and minerals and mfrs. of—										
Gold and silver and mfrs. of—										
Electro-plated ware and gilt		157,163		165,047		169,815		180,988		217,575
ware of all kinds, N. E. S.		67,474		65,895		59,064		48,899		60,881
Sterling or other silverware		8,380		7,323		9,154		12,491		19,551
All other								372		560
Totals, gold and silver and mfrs. of		233,017		238,265		238,033		242,328		298,007
Free								372		560
Iron and steel and mfrs. of—										
Agricultural implements, viz.:										
Agricultural implements,										
parts of										
No.										
Binding attachments		32,936		32,218		33,177		489,837		609,120
Cultivators, weedeers	10,455	75,088	1,839	20,282	2,327	16,495	2,743	9,491	3,609	24,948
Drills, grain seed	2,910	64,583	1,426	40,281	1,499	31,092	2,012	50,092	2,928	78,193
Harrows	4,091	53,739	3,497	63,789	3,888	59,583	2,471	36,743	3,287	49,070
Harvesters, self-binding and without binders	6,931	664,610	9,038	806,979	7,920	831,204	9,230	894,474	10,878	1,053,021
Horse rakes	4,330	69,043	6,097	120,136	5,311	104,146	9,798	181,581	13,362	247,521
Mowing machines	10,335	318,898	10,448	358,987	12,899	422,322	17,658	690,743	18,223	697,692
Ploughs	9,456	188,422	7,697	216,118	10,071	145,372	10,088	214,069	14,032	363,797
Scythes and snaths, sickles or reaping hooks	7,445	29,192	2,039	12,431	2,107	5,766	1,569	6,738	2,325	10,037
Spades and shovels and spade and shovel blanks, and iron or steel cut to shape for same	4,611	17,675	2,180	12,180	1,437	10,147	2,404	17,336	3,722	22,698
All other agricultural implements		77,246		114,325		216,630		109,946		125,391
Totals, agricul. implements		1,621,432		1,797,676		1,875,984		2,634,384		3,131,488

SESSIONAL PAPER No. 10

Axles, springs, axle bars, N. E.S., and axle blanks and parts thereof of iron or steel, for railway or tramway or other vehicles.....	Dut. Lbs.	1,177,400	36,654	1,573,300	37,290	3,152,600	60,552	2,634,500	76,302	742,300	35,120
Bar iron or steel rolled, whether in coils, bundles, rods or bars comprising rounds, ovals, squares and flats, rolled shapes, N.O.P.....	"	296,647	382,753	179,062	339,839	245,431	396,355	382,051	705,721	379,511	704,954
Cast iron pipe of every description.....	"	98,563	96,418	24,667	59,977	31,035	49,302	21,734	35,107	24,664	73,062
Castings, iron or steel in the rough, N.E.S.....	"		110,499		295,672		161,379		196,074		234,830
Chains, all kinds.....	"		80,119		122,743		122,179		137,367		208,168
Cream separators and steel bowls for.....	Free		152,697		150,741		193,811		336,010		404,916
Cutlery.....	Dut.		52,482		62,297		68,319		88,587		88,108
Engines, locomotives for rail-ways, N.E.S.....	"	67	398,118	72	446,097	67	497,401	90	748,129	87	1,106,521
Engines, fire.....	"		1,590	6	7,660	2	2,854	4	2,376		
Engines, gasoline.....	"									445	136,869
Engines and boilers, steam.....	"	322	103,187	532	258,168	652	319,691	775	348,683	848	370,237
Fire extinguishing machines.....	"		30,936		31,589		22,611		19,327		20,576
Fittings, iron or steel, for iron or steel pipe.....	"	3,509,615	164,467	3,664,062	235,059	3,911,550	199,220	3,865,754	232,088	5,326,840	343,626
Forging of iron or steel, of whatever shape or size, or in whatever stage of manufac-ture, N.E.S., and steel shaft-ing, turned, compressed or polished; and hammered iron or steel bars or shapes, N.O.P.....	"	2,515,246	59,648	1,297,229	62,293	1,965,690	70,332	2,710,163	90,186	2,833,666	112,148
Hardware, viz.: builders' cab-inet-makers', upholsters', harness-makers', saddlers' and carriage hardware, in-cluding curry combs and horse boots, N.E.S.....	"		523,007		544,709		501,983		593,443		703,796
Hoop, band scroll or strips of iron or steel.....	"	178,290	115,432	64,757	104,097	57,164	110,744	54,424	122,097	41,773	88,217
Iron or steel beams, sheets, plates, angles, knees and cable chains for wooden, iron, steel, or composite ships or vessels.....	Free	1	9	22,785	52,571	44,392	65,231	20	60		
	"	41,623	50,148	53,928	96,560	98,984	280,544	28,634	56,156	14,639	28,750

SESSIONAL PAPER No. 10

ing machines, coal augers and rotary coal drills, &c. Vide item 555 schedule B, of Customs Tariff Act 60-61, Vict. chap. 16, 1897.	Free.....	281,631	678,065	1,496,098	791,733	951,220
Machinery and structural iron for beet root sugar factories.	Dut. No.	74,578	157,231	57,301	260,336	603,142
Portable steam engines.....	"	186	73	270	555	543,907
Printing presses, printing machines, folding machines, book-binders', bookbinding, ruling, embossing and paper cutting machines.....	"	247,484	295,980	345,093	247,780	297,064
Sewing machines and parts of.	" No.	154,733	209,659	199,580	242,693	324,975
Threshers and separators.....	"	78,264	116,277	41,123	146,271	313,720
Type-writing machines.....	"	91,898	1,870	102,509	130,196	173,113
Windmills.....	"	15,537	347	29,360	29,373	38,146
All other machines, &c.....	"	1,969,838	2,921,974	3,167,651	3,404,223	4,113,245
	{ Free.....	22,915	28,358	35,687	41,960	82,335
Totals, machines, &c.....	{ Dut.	2,632,352	3,827,709	3,933,617	4,451,872	5,804,230
	{ Free.....	304,606	706,423	1,531,785	1,489,252	1,636,697
Malleable iron castings and iron or steel casting, N. E. S.....	Dut. Cwt.	16,298	17,930	14,444	5,511	72,988
Muskets rifles and other fire-arms.....	"	73,580	88,995	103,982	138,334	226,751
Nails and spikes.....	" Lbs.	32,892	78,462	78,140	54,851	37,765
Pumps, N. E. S.....	"	312,952	170,281	177,814	186,424	227,907
Railway fish plates.....	"	123,693	183,115	158,621	75,069	68,807
Rolled iron or steel angles, tees, beams, channels, joists, girders, zees, stairs or rolled shapes, or trough bridge, building or structural rolled sections, or shaves, not punched, drilled or further manufactured than rolled, N. E. S., and flat eye bar blanks not punched, or drilled.....	"	232,212	806,506	452,620	433,687	274,637
Rolled iron or steel angles, tees, beams, channels, girders and other rolled shapes or sections, weighing less than 35 lbs. per lineal yard, not punched, drilled or further manufactured than rolled, N. O. P.....	"	241,534	631,735	631,735	144,915	121,752
	"	94,301	147,304	189,959	207,904	72,360
	"	105,542	123,166	128,596	128,596	121,752

3-4 EDWARD VII., A. 1904

No. 20—Continued. IMPORTS—Continued.

UNITED STATES—Continued.

ARTICLES.	1899.		1900.		1901.		1902.		1903.	
	Quantity.	Value.	Quantity.	Value.	Quantity.	Value.	Quantity.	Value.	Quantity.	Value.
Metals and minerals and mfrs. of— <i>Con.</i>										
Iron and steel and mfrs. of— <i>Con.</i>										
Steel in bars, bands, hoops, scroll or strips, sheets or plates, of any size, thickness or width when of greater value than 2½c. per lb., N. O. P.	85,615	181,372	329,271	732,392	105,650	312,138	107,495	395,253	96,366	442,992
Steel for saws and straw cutters, cut to shape but not further manufactured										
Steel rails	8,697	60,505	21,199	247,718	12,288	109,215	9,507	85,487	12,881	118,819
Stoves	3,454	63,159	3,686	86,945	4,052	113,520	3,180	67,520	4,225	86,233
Surgical and dental instruments and surgical needles. . . .	1,982,844	1,621,115	1,866,652	1,960,721	2,152,741	2,868,801	1,179,913	1,377,237	1,185,127	1,470,787
Tools and implements		125,806		123,114		127,635		163,841		266,786
Tubing		64,291		79,960		100,330		96,015		127,827
Universal mill or rolled edge bridge plates imported by manufacturers of bridges		607,995		737,129		677,473		811,434		1,016,107
Wire, barbed fencing wire	30,115,890	789,418	14,365,371	807,541	12,790,681	581,450	13,927,724	535,181	12,242	621,242
Wire, galvanized, No. 9, 12 and 13 gauge	1,116,700	25,861	1,328,600	41,211	1,313,800	44,223	2,267,300	69,438	2,277,400	69,945
Wire or several, covered with cotton, linen, silk, rubber or other material, &c., N. E. S. . . .	36,866	38,388	51,330	97,247	63,571	87,598	27,317	44,357	55,460	89,535
Wire, all other	161,863	306,484	170,207	456,318	137,657	302,323	297,492	751,537	267,677	620,851
Wrought iron or steel nuts and washers, iron or steel rivets, bolts with or without threads, nut and bolt blanks, T and	114,035	187,393	133,315	294,864	113,127	291,300	260,658	474,725	280,658	597,200
Wire, all other	2,946,730	290,459	3,500,793	456,141	2,612,332	340,752	2,194,381	296,473	1,640,598	251,162
Washers, iron or steel rivets, bolts with or without threads, nut and bolt blanks, T and	8,287,442	205,063	6,265,105	281,533	4,860,658	223,112	5,420,024	215,939	6,184,340	226,505
Wire, all other	19,656	33,101	8,287	36,520	5,692	38,833	5,103	21,359	3,769	19,009

SESSIONAL PAPER No. 10

strap hinges and hinge blanks, N. E. S.	Dut. Lbs.	2,251,823	76,673	2,043,564	95,300	1,917,534	78,691	2,236,023	90,962	1,995,153	94,502
Wrought scrap iron and scrap steel, being waste or refuse, fit only to be remanufactured, &c.	" Cwt.	532,737	278,301	605,907	500,706	229,832	148,551	217,405	164,029	97,085	72,330
All other, iron and steel, &c.	{ Free.	1,861,095	2,411,643	2,445,566	2,579,072	2,689,078
Totals, iron & steel & mfrs. of	{ Dut.	12,025,420	17,750,473	16,161,355	18,462,592	21,179,938
Lead and mfrs. of—	{ Free.	3,833,504	5,538,422	6,892,995	6,524,835	7,070,186
Bars and in sheets	Dut. Cwt.	7,479	5,476	5,509	16,723	5,217	24,822	2,980	5,261	1,431	7,119
Old, scrap, pig and block	" "	54,572	111,633	19,933	65,709	69,851	56,516	98,421	40,771	76,476	30,674
All other	{ Free.	18,812	32,805	34,239	22,685	27,108
Totals, lead and mfrs. of.	{ Dut.	135,321	115,237	115,577	68,717	64,901
Tin and mfrs. of—	{ Free.	321	574	1,124	9,021	36,918
Tin in blocks, pigs and bars	Free. Cwt.	20,449	183,427	11,347	307,040	13,876	367,016	16,815	326,559	15,238	428,153
Tin plates and sheets	" "	5,976	28,369	8,364	40,114	21,962	87,913	38,635	127,872	32,606	107,820
Tin foil	" Lbs.	244,492	25,806	323,696	36,151	277,751	36,971	365,909	38,174	334,268	36,290
All other	{ Dut.	79,379	88,951	106,580	98,582	103,894
Totals, tin and mfrs. of.	{ Free.	5,019	4,119	1,488	2,137	5,354
Aluminum in ingots, blocks or sheets, pigs, sheets and plates	{ Dut.	79,379	88,951	106,580	98,582	103,894
All other	{ Free.	247,711	387,424	493,338	494,742	578,217
Zinc and mfrs. of—	{ Dut.	18,096	4,488	46,428	29,111	11,836
Spelter in blocks and pigs	Free. Cwt.	3,474	18,096	4,488	22,353	11,692	46,428	7,238	29,111	2,193	11,836
Zinc, in blocks, pigs, sheets and plates	" "	1,789	11,337	7,913	34,567	4,439	23,256	5,634	22,249	3,785	23,560
All other	{ Dut.	8,101	8,054	5,882	5,381	9,168
Totals, zinc and mfrs. of.	{ Free.	3,991	269	5,882	47	88
Miscellaneous metals and minerals and mfrs. of—	{ Dut.	8,101	8,054	5,882	5,381	9,168
Aluminum in ingots, blocks or bars, strips, sheets or plates	{ Free.	33,424	57,189	69,684	51,407	34,984
Asbestos in any form other than crude, and all mfrs. of	Free. Lbs.	27,709	4,146	20,304	6,920	12,550	4,640	287,655	27,070	61,027	10,976
Rabbit metal	Dut.	30,133	43,613	47,539	48,751	71,220
Black lead	" "	24,549	21,735	22,332	35,033	59,862
Britannia metal, mfrs. of, not plated	" "	16,307	17,825	17,796	14,987	17,763
Totals, miscellaneous metals and minerals and mfrs. of	" "	23,207	20,504	20,264	22,774	21,455

SESSIONAL PAPER No. 10

other purposes; also, news- paper columns and bases for the same, including matrices or copper shells for the same.	Dut. Sq. in.	546,751	10,658	475,850	8,817	495,009	8,182	452,449	9,401	538,338	12,773
Stereotypes, electrotypes and celluloids of newspaper columns in any language other than French and English, and of books, and bases and matrices and copper shells for the same, whether composed wholly or in part of metal or celluloid.	Free. " { Dut. " {	569,443	14,007 50,916	659,989	13,578 47,234	818,492	27,396 46,993	778,707	24,573 40,396	655,500	17,245 53,596
Wire or brass, zinc, iron or steel, screwed or twisted, or flattened and corrugated, for use in con- nection with nailing machines for the manufacture of boots and shoes.	Free. Lbs. { Dut. " { Free. " {	122,385	24,170	381,776	47,860	110,708	26,903	96,041	31,148	75,099	28,435
All other			61,288 47,416		61,037 116,245		60,658 60,934		95,897 128,865		106,561 903,329
Totals, miscellaneous metals, &c.	{ Dut. " { Free. " {		633,737 223,838		710,085 140,707		711,001 476,229		867,027 443,973		1,064,675 875,986
<i>Recapitulation.</i>											
Metals and minerals and mfrs. of.	{ Dut. " { Free. " {		14,458,526 5,314,630		19,538,456 7,762,200		17,877,393 9,224,783		20,316,151 9,291,420		23,396,428 10,521,943
Milk, condensed.	Dut. Lbs.	1,551,970	141,978	2,422,168	242,718	1,089,693	97,411	640,564	49,776	263,013	18,407
Milk food and other similar prepara- tions	" "		13,459		28,339		32,360		20,509		26,144
Musical instruments— Cabinet and pipe organs	Dut. No.	196	15,093	263	15,899	215	15,046	231	13,527	397	18,696
Pianofortes	" "	476	82,413	536	98,023	553	97,275	658	105,524	680	124,788
Pianos, parts of	" "		95,898		117,423		133,473		134,269		126,793
All other	{ Dut. " { Free. " {		69,332		73,321		61,715		67,088		72,865
Totals, musical instruments	{ Dut. " { Free. " {		262,736		304,657		307,509		320,348 23,792		343,142 36,863
Mustard and mustard cake— Mustard, ground.	Dut. Lbs.	232,245	14,259	274,083	16,425	245,937	13,978	208,235	13,221	274,514	17,733
All other	" "		7,178		5,789		6,427		8,199		8,126
Totals, mustard, &c.	" "		21,437		22,214		20,405		21,420		25,859

SESSIONAL PAPER No. 10

Optical instruments, &c.	{ Dut.	108,382	106,726	174,439	185,446	198,865
	{ Free.	24,510	17,493	21,438	44,631	31,471
Packages, all kinds.	{ Dut.	1,198,980	1,409,297	1,744,308	1,754,229	1,495,940
	{ Free.	42,169	17,053	23,707	136	
Paintings in oil or water colours, prints, engravings, drawings, building plans, photographs and pictures, N. E. S.	{ Dut.	118,125	540,859	161,952	195,980	229,535
	{ Free.	155,977	101,200	232,995	183,788	139,277
Paints and colours—						
Colours dry, N. E. S.	Dut. Lbs.	32,496	37,284	41,014	53,047	66,734
Colours and paints, pulped or ground in oils or other liquids, and all liquid, prepared or ready mixed paints, N. E. S.	" "	54,994	75,541	96,335	110,766	136,259
Dry white and red lead, orange mineral and zinc white.	" "	70,623	117,563	199,765	256,538	385,031
Lampblack and ivory black.	Free, "	18,173	17,831	17,204	13,342	21,527
Litharge.	" Cwt.	5,001	2,066	11,229	10,300	9,859
Ultra-marine blue, dry or in pulp.	" Lbs.	180,078	9,673	16,941	12,394	15,581
All other.	{ Dut.	33,503	47,696	49,153	80,107	68,422
	{ Free.	10,900	8,660	13,399	17,967	23,907
Totals, paints and colours. {	Dut.	191,616	278,084	386,267	500,458	656,446
	{ Free.	42,724	41,765	52,773	60,903	70,874
Paper and manufactures of—						
Albumenized and other papers and films chemically prepared for photographers use	Dut.	75,380	104,435	106,095	100,084	91,997
Cards for playing	" Packs.	23,323	26,639	29,422	35,192	35,703
Cardboard, pasteboard, in sheets or cut to size, N. E. S.	" "	19,312	26,758	32,688	37,610	34,680
Envelopes.	" M	18,986	20,860	18,695	21,767	26,595
Felt or straw board, tanned or not tanned	" "	15,248	17,367	31,617	44,410	85,565
Hanging or wall paper, in rolls viz: Borders and borderings.	" Rolls.	5,748	2,642	2,082	2,509	190,840
Hangings or wall paper.	" "	70,137	79,021	100,809	176,627	258,628
Paperetines, pads not printed, paper maché ware, N. O. P., and manufactures of paper, N. E. S.	" "	277,233	1,155,485	2,580,117	2,538,628	190,840
Printing paper.	" Lbs.	104,433	297,065	302,450	337,885	348,392
Ruled, border, coated and boxed papers	" "	5,419	134,130	252,580	214,382	250,515
Wrapping	" Lbs.	9,250	552,380	772,475	558,783	78,242
All other.	{ Dut.	286,856	315,323	421,549	442,191	409,861
	{ Free.	541	541	4	340	
Totals, paper and mfrs. {	Dut.	911,275	1,042,663	1,324,795	1,473,666	1,573,736
	{ Free.		541	4	340	

3-4 EDWARD VII., A. 1904

No. 20—Continued. IMPORTS—Continued.

UNITED STATES—Continued. IMPORTS—Continued.

ARTICLES.	1899.		1900.		1901.		1902.		1903.	
	Quantity.	Value.	Quantity.	Value.	Quantity.	Value.	Quantity.	Value.	Quantity.	Value.
		\$		\$		\$		\$		\$
Paraffine wax including stearic acid.										
Pencils, lead, in wood or otherwise.	93,151	4,092	45,296	3,370	146,510	11,985	233,059	13,848	618,649	32,257
Pens, penholders and rulers of all kinds.		50,314		58,831		59,127		63,162		74,319
Perfumery, of all kinds.		35,374		44,951		55,503		59,898		82,428
Photographic dry plates.		35,155		41,816		55,818		55,537		70,633
Pickles, sauces, catsups, &c.	106,769	28,626	292,896	34,141	137,456	30,790	166,784	35,351	189,255	33,786
Plants and trees.	87,688	61,680	124,333	91,458	114,426	80,536	129,461	83,904	111,359	111,359
{	11,318	15,718		27,896		38,606		42,562		42,562
{ Free.	22,134	17,898		17,898		25,328		27,091		43,430
Pocket books and purses, reticules and musical instrument cases.		40,456		45,293		49,703		81,069		111,426
Precious stones and imitations of all kinds.		9,746		15,647		19,883		14,122		17,126
{		26,226		52,067		75,639		79,366		92,639
{ Free.										
Provisions.										
Butter.	2,326,671	425,713	2,856,256	591,140	1,408,555	327,310	772,207	177,465	487,783	131,745
Cheese.	8,424,358	660,642	4,433,980	639,425	5,515,447	599,015	2,356,991	233,931	965,647	111,180
Eggs.	450,469	74,638	687,829	127,140	937,772	193,468	767,140	169,740	535,595	121,563
Egg yolk.		3,799		1,280		2,558		3,416		3,189
Lard.	1,174,251	73,765	933,960	70,838	1,737,992	107,293	1,442,402	156,648	356,320	39,963
Lard compound and similar substitutes.		9,646		18,912		9,103		7,181		2,652
Meats.										
Beef and hams.		557,995		549,592		726,004		655,676		413,576
Beef salted in barrels.	7,319,959	84,428	2,274,387	106,770	2,262,935	107,728	2,388,866	123,242	2,112,954	121,128
Canned meats and canned poultry and game.		148,787		187,617		227,211		119,139		96,750
Extracts of meats and fluid beef not medicated, and soups.	1,593,251	24,268	1,899,002	35,796	1,953,227	32,390	2,062,935	35,306	2,112,954	59,283
Meats, dried or smoked, and meats preserved in any other way than salted or pickled.										
N. E. S.	839,246	66,401	755,893	68,672	239,342	22,785	384,028	44,493	383,762	49,124
Pork barrelled in brine.	8,312,469	426,582	5,774,432	393,615	6,754,756	459,517	7,064,653	587,784	5,634,669	515,391
Poultry and game, N. O. P.		13,207		11,150		44,860		53,132		61,225

SESSIONAL PAPER No. 10

All other meats	Dut.	54,025	72,457	85,982	99,227	48,316
Totals, provisions	{ Free.	2,620,101	2,788,144	3,002,672	2,462,865	1,774,896
		8,799	1,289	2,553	3,416	3,189
Hags of cotton, linen, jute and hemp, woollen, paper waste or clippings, &c.	Free. Cwt.	130,046	169,480	133,075	91,759	117,888
" "	"	46,452	45,686	50,107	47,482	41,897
Rennet, raw and prepared	" Cwt.	93,776	111,723	121,749	147,603	194,039
Resin or rosin	"	37,650	33,490	40,139	48,781	47,846
Ribbons	Dut.	32,505	30,183	33,373	39,016	41,710
Salt	{ Free.	8,423	7,700	14,114	13,618	9,423
" "	{ Dut.	37,610	44,607	44,669	47,281	48,239
Sausage casings	{ Free.	69	102		71	7
Seeds and bulbous roots—						
Flax seed	Free. Lbs.	1,062,753	1,208,516	602,696	1,714,773	1,303,758
Garden, field and other seeds for agricultural or other purposes, N. O. P., when in bulk or in large parcels	Dut.	354,517	506,091	551,575	417,619	442,511
Garden, field and other seeds for agricultural or other purposes, N. O. P., when in small papers or parcels	"	5,918	3,803	5,185	6,128	9,134
" "	"	501	439	754	707	1,054
All other	{ Free.	11,145	11,285	25,692	23,807	41,871
Totals, seeds, &c.	{ Dut.	360,936	510,324	557,514	421,454	452,699
	{ Free.	1,073,898	1,279,801	688,388	1,748,580	1,345,629
Settlers' effects	Free.	2,183,861	2,385,724	2,915,603	3,751,363	5,287,883
Ships and vessels, ship's boilers, steam engines and machinery, &c.	Dut.	102,262	200,935	328,873	118,086	246,484
Silks and mfrs. of—						
Clothing	Dut.	38,221	43,019	66,031	55,986	54,988
Fabrics	"	121,038	119,670	106,859	96,917	91,068
Silk, raw or as reeled from the cocoon, not being doubled, twisted or advanced in manu- facture in any way	Free. Lbs.	263,540	277,708	261,637	330,534	367,229
Velvets, velveteens, plush fabrics, N. E. S.	Dut. Yds.	19,463	30,420	10,066	28,977	14,846
" "	"	32,677	39,476	38,976	38,978	52,627
All other	{ Free.	13,349	12,017	15,562	15,712	17,750
Totals, silk and mfrs. of	{ Dut.	211,399	232,585	222,332	205,624	213,469
	{ Free.	276,889	289,725	277,199	346,246	384,979

3-4 EDWARD VII., A. 1904

No. 20—Continued.

UNITED STATES—Continued.

IMPORTS—Continued.

ARTICLES.	1899.		1900.		1901.		1902.		1903.	
	Quantity.	Value.	Quantity.	Value.	Quantity.	Value.	Quantity.	Value.	Quantity.	Value.
Slate and manufactures of..... Dut.		\$		\$		\$		\$		\$
Soap..... Lbs.	2,262,493	30,035	2,504,635	49,387	3,284,744	66,805	3,362,458	68,071	3,362,458	77,864
Spices..... " "	863,271	165,814	818,636	181,662	673,789	210,353	879,078	228,330	882,733	250,700
Spirits and wines..... Galls.	294,663	76,563	174,620	76,787	168,378	63,528	177,063	71,829	177,063	63,520
Sponges..... " "	2,007,639	89,983	1,292,425	79,215	995,215	82,769	892,799	83,730	213,934	91,204
Stone and manufactures of..... (Free		19,737	1,292,425	21,799	40,555	25,336	892,799	29,823	1,031,583	31,692
		57,593	1,292,425	47,593	129,819	40,555	892,799	38,176	1,031,583	45,302
		103,383	1,322,120	132,120	129,819	49,537	892,799	183,691	1,031,583	181,751
		46,190	55,626	55,626	49,537	66,881	66,881	66,881	66,881	120,147
Sugar, molasses, &c.—										
Sugar..... Dut.	23,130,530	685,078	33,358,192	1,025,689	19,719,636	580,440	21,345,548	573,425	4,863,525	136,705
Sugar candy, confectionery, sweet- ened gums and candied peel, &c. (3,394,214	103,030	6,034,790	167,580	9,572,199	228,290	5,448,577	179,239	1,980,746	122,875
	563,474	140,633	1,219,438	339,151	733,733	212,080	589,950	137,855	704,091	167,465
	1,427,086	33,562	3,787,058	66,334	1,754,301	32,730	1,262,710	24,184	524,467	12,853
Syrup or molasses..... (Free	101	11	3,584	343	600	7	7	360	2,900	314
Totals, sugar, molasses, &c. (Dut.		962,323		1,589,754		1,053,574		914,703		439,488
		11		343		7		360		314
Tallow..... Dut.	13,370	559	25,876	1,386	84,639	442	25,212	1,722	41,054	3,142
Tea..... " "	827,762	156,736	211,904	44,524	144,106	29,621	369,350	73,326	690,634	62,346
Tobacco and manufactures of..... (Free	293,370	96,250	253,919	108,615	9,250,013	228,263	218,859	106,625	211,889	102,948
Tobacco pipes of all kinds, pipe mounts, cigar and cigarette holders and cases for same, smoker's sets and cases therefor, and tobacco pouches..... Dut.	11,819,822	1,691,065	9,738,123	1,661,117	1,548,283	1,548,283	11,820,099	2,005,153	13,834,930	2,357,534
Trunks, valises, hat boxes, carpet bags, satchels, tool bags or baskets, portmanteaus, fly books and parts thereof, N.O.P..... " "		22,144		20,395		18,650		27,315		34,667
		41,778		42,458		40,783		49,566		76,414

SESSIONAL PAPER No. 10

Turpentine, spirits of	Dut.	Galls.	607,050	228,966	725,306	359,657	808,588	309,095	729,081	311,797	778,964	434,708
Varnish, lacquers, &c.	(Free	"	37,235	54,252	39,994	59,270	54,827	89,965	68,695	102,547	72,730	108,681
)	"	461	257	1,250	294	961	326	645	570	979	736
Vegetables—												
Malons	Dut.	No.	211,147	10,224	212,989	10,370	156,657	9,620	189,394	12,247	262,617	16,330
Potatoes	"	Bush.	64,082	40,886	101,710	69,689	136,666	88,649	81,771	87,970	407,425	228,609
Tomatoes and other vegetables, including corn and baked beans, in cans or other packages, N. E. S.	"	Lbs.	839,338	35,122	1,194,148	58,619	929,641	48,671	544,176	33,440	3,467,619	123,162
Vegetables, fresh or dry salted, N. O. P.	"	"		150,535		152,596		177,868		139,853		150,574
All other	"	"		36,186		40,026		52,586		68,358		88,134
Totals, vegetables	"	"		272,453		330,650		377,394		342,468		607,009
Watches and parts of	Dut.			348,243		406,633		511,063		575,654		700,474
Webbing	"			68,954		78,697		82,773		106,881		110,896
Wood and manufactures of—												
Barrels	(Dut.	No.	37,771	46,199	30,015	30,474	32,054	32,999	22,723	22,856	28,997	29,018
Cane, reed or rattan, manufactured or unmanufactured	(Free	"		3,936		6,384		10,674		3,957		10,834
Corkwood or cork bark manufactured or unmanufactured	(Free	"		15,432		34,676		38,348		38,044		45,455
Felloes of hickory wood, rough sawn to shape only, or rough sawn and bent to shape, not planed, smoothed or otherwise manufactured	(Dut.	"		15,429		6,468		6,641		17,711		25,954
Fence posts and railway ties	(Free	"		52,115		14,488		10,804		13,522		12,535
Furniture	(Dut.	"		33,403		41,604		24,585		24,869		42,337
Hickory spokes rough turned, not tenoned, mitred, throated, faced, sized, cut to length, round tenoned or polished	(Free	"		129,779		181,021		238,877		245,374		132,679
Mouldings, plain, gilded or otherwise further manufactured	(Dut.	"		292,974		363,581		402,396		443,368		518,273
Logs and round unmanufactured lumber, N. E. S.	(Free	"		89,814		116,931		99,471		122,307		131,639
Cherry, chestnut, gumwood, hickory and whitewood	(Free,	M. ft.	6,918	208,821	7,623	272,462	5,730	197,360	5,543	186,872	7,439	305,657
Mahogany	"	"	929	53,277	494	47,296	393	44,936	940	111,784	411	53,714
Oak	"	"	19,703	543,536	29,548	887,274	27,643	804,180	34,637	941,004	38,055	1,268,053
Pitch pine	"	"	15,642	304,209	19,080	398,211	23,593	444,565	15,882	344,535	23,709	558,810

SESSIONAL PAPER No. 10

part of wool, worsted, &c.	Dut.	14,990	44,371	23,009	63,281	13,065	69,910
Felt cloth, N. E. S.	"	24,701	11,116		20,383		12,866
Felt, pressed, of all kinds, not filled or covered by or with any woven fabric	Yds.		47,249				
Notls, being the short wool which falls from the combs in worsted factories and worsted tops N. E. S.	Lbs.	32,432	40,736	194,211	38,410	158,494	56,767
Socks and stockings	Dut. Doz. Pcs.	20,879	17,863		17,417		88,454
Hosiery, N. E. S.	"	12,187	6,956	13,636	14,008		17,679
Wool not further prepared than washed, N. E. S.	"	5,083	2,792		3,022		
Yarns	Free.	426,273	398,289	1,998,003	221,525	2,241,456	307,672
(Dut.	"	17,578	7,411	60,097	8,459	11,469	5,057
(Free	"	2,740	8,345	201,388	13,229	9,242	5,383
(Dut.	"	90,367	45,833		31,694		39,197
(Free.	"						
All other	"						
Totals, wool and mfrs. of.	{ Dut.	361,662	369,410		354,621		396,211
	{ Free.	449,892	124,497		232,171		351,909
Yeast	Dut. Lbs.	50,940	48,957	284,730	69,818	227,513	53,325
All other articles imported	{ Dut.	1,051,558	812,143		948,159		1,166,986
	{ Free.	597,706	614,586		824,811		889,771
<i>Recapitulation.</i>							
Imports, dutiable		60,819,752	62,823,061		68,922,500		75,278,483
" free		48,388,601	53,148,031		54,809,293		60,679,934
Coin and bullion		109,208,353	115,971,092		123,731,793		135,949,417
Total imports (mdsc.)		7,764,201	3,335,683		6,062,354		8,814,958
Total imports		116,972,554	119,306,775		129,794,147		144,764,375
" exports		68,619,023	72,382,230		71,197,684		71,783,924
Total trade		185,591,577	191,689,005		200,991,831		216,548,299

3 4 EDWARD VII., A. 1904

No. 20—Continued.

EXPORTS.

UNITED STATES—Continued.

EXPORTS.

ARTICLES.	1899.		1900.		1901.		1902.		1903.	
	Quantity.	Value.	Quantity.	Value.	Quantity.	Value.	Quantity.	Value.	Quantity.	Value.
		%		%		%		%		%
Animals, living—										
Horned cattle, one year old or less	24,010	242,947	29,925	375,098	20,907	260,998	10,124	124,497	4,739	59,752
" over one year old	68,854	1,070,593	57,121	1,063,959	25,395	634,640	21,838	699,178	9,838	260,166
Horses, one year old or less	3,719	103,681	32	4,350	13	980	59	5,874	31	5,045
" over one year old	3,562	348,929	2,297	348,804	3,276	190,872	3,691	646,429	4,369	777,681
Sheep, one year old or less	343,783	1,068,756	338,083	1,163,162	291,597	1,001,004	234,719	803,701	269,228	893,336
" over one year old	21,119	108,206	36,429	234,835	17,490	160,094	11,165	118,436	9,454	70,966
Swine	149	2,413	1,077	11,573	570	5,854	5,398	81,516	23,517	316,397
All other		67,354		53,838		85,321		53,862		62,083
Totals, animals, living		3,012,879		3,137,639		2,639,763		2,535,493		2,445,426
Ashes, all kinds		65,388		86,789		75,327		91,079		79,384
Bones	74,283	46,868	68,426	46,367	41,350	30,726	53,359	29,483	48,401	32,107
Books, photographs, &c		83,310		86,658		97,037		132,529		125,586
Breadstuffs—										
Grain—Barley	129,374	59,158	164,468	77,754	190,547	85,927	17,461	9,499	37,112	17,148
" Beans	16,648	15,348	67,250	99,830	250,380	338,746	123,574	183,921	353,564	544,017
" Buckwheat	8,976	4,508	3,784	2,196	3,392	1,689	4,133	2,141	1,977	1,080
" Oats	134,689	40,219	217,715	62,923	63,588	18,858	137,807	62,322	129,007	41,227
" Pease, whole	64,070	71,584	73,029	86,226	150,785	117,614	100,948	145,102	175,675	210,636
" split	1,169	1,756	1,854	1,747	1,168	1,136	19,928	24,924		
" Rye	1,126	653	2,156	1,058	4	4	8	6		
" Wheat	17,357	12,643	82,785	58,305	53,186	34,989	15,088	9,161	892,904	536,264
" All other	2,771	407	1,908	1,261	2,250	1,198	22,233	7,636	3,997	2,602
Totals, grain	371,760	206,276	614,949	391,300	715,300	600,161	441,210	446,712	1,267,236	862,374
Grain products—										
Bran	98,939	37,418	53,683	34,966	207,190	138,040	297,334	147,239	156,289	91,178
Oatmeal	165	518	304	801	121	330	419	2,442	219	888

SESSIONAL PAPER No. 10

Wheat flour..... Brls.	6,582	25,546	4,114	13,951	17,783	58,729	10,510	37,653	19,023	69,124
All other.....		1,195		1,964		3,370		7,250		1,314
Totals, grain products.....		64,677		51,682		200,469		194,584		162,504
Breadstuffs, all other.....		1,772		5,001		18,641		9,885		5,801
<i>Recapitulation.</i>										
Breadstuffs.....		272,725		447,983		819,271		651,181		1,030,079
Carriages, bicycles, &c., and parts of.....		62,242		35,361		38,723		73,162		59,812
Coal, charcoal, cinders—		3,192,999	1,532,384	4,197,341	1,667,498	4,547,061	1,619,551	4,377,250	1,744,865	4,701,659
All other..... Tons.		19,349		20,137		194,846		187,183		148,072
Totals, coal, charcoal, &c.....		3,212,348		4,217,478		4,741,907		4,564,433		4,850,331
Cordage, rope and twine.....		31,099		27,229		11,712		158,565		94,753
Cotton and mfrs. of.....		168,889		152,855		232,074		283,524		113,259
Drugs, dyes, chemicals, &c.....		171,476		122,070		469,993		747,415		850,237
Fertilizers—										
Phosphates..... Tons.	20	90	73	1,635		37,877	70	1,880		97,123
All other.....		51,969		51,304				61,880		
Totals, fertilizers.....		52,059		52,939		37,877		63,760		97,123
Fish and fish products, N.E.S.—										
Codfish, including haddock, ling and pol- lock, dry salted..... Cwt.	145,747	551,052	160,808	651,557	183,995	670,060	185,481	737,927	158,776	600,465
Mackerel, fresh..... Lbs.	1,453,910	86,375	493,103	378,836	378,836	18,055	1,915,729	66,410	860,290	227,796
" pickled..... Brls.	12,188	153,431	9,760	135,702	32,766	227,089	37,123	287,314	18,350	216,559
Halibut, fresh..... Lbs.	641,163	39,826	713,703	42,796	705,490	33,572	1,359,048	55,436	107,590	7,097
Herring, fresh or frozen.....	10,243,920	31,632	10,607,873	52,950	10,752,220	106,566	30,454,971	149,741	19,355,937	102,039
" pickled..... Brls.	13,701	42,259	21,218	59,543	23,538	83,359	30,966	99,179	25,072	70,671
" smoked..... Brls.	2,972,456	64,745	4,180,698	82,705	1,625,835	38,364	2,756,224	58,769	2,680,577	60,893
Lobsters, fresh..... Brls.	31,825	367,159	29,664	305,493	49,240	299,257	33,473	394,185	33,292	398,267
Salmon, fresh..... Lbs.	3,681,085	793,444	4,552,815	977,094	4,362,073	389,367	3,339,706	697,835	3,583,137	703,258
" canned.....	870,146	89,113	1,068,508	977,094	1,497,727	840,237	1,271,942	131,905	1,171,783	125,090
" pickled..... Brls.	931,125	46,719	216,637	19,068	4,510,873	335,683	301,486	24,556	5,633	476
Fish, all other, fresh..... Brls.	2,823	35,328	2,400	35,107	3,460	34,664	3,340	33,180	8,925	50,439
All other.....		833,437		1,066,084		1,201,897		1,261,897		1,198,236
Totals, fish, &c.....		106,700		113,654		160,120		178,469		235,688
Totals, fish, &c.....		3,151,240		3,659,638		4,191,643		4,146,803		3,731,974

3-4 EDWARD VII., A. 1904

No. 20—Continued.

EXPORTS.—Continued.

UNITED STATES—Continued.

EXPORTS.—Continued.

ARTICLES.	1899.		1900.		1901.		1902.		1903.	
	Quantity.	Value.	Quantity.	Value.	Quantity.	Value.	Quantity.	Value.	Quantity.	Value.
		%		%		%		%		%
Fur, hemp and mfrs. of—										
Flax..... Cwt.	12,018	74,866	28,344	196,769	32,140	233,080	14,645	143,531	19,304	175,268
All other..... "	8,936	52,966	17,102	132,945	730	5,329	3,351	23,933	620	4,445
Totals, flax, hemp, &c. "	21,554	127,832	45,446	329,714	32,870	240,479	17,996	167,464	19,924	179,713
Fruits—										
Apples, green..... Brls.	81,207	156,202	29,662	74,037	12,512	18,262	17,181	49,462	6,084	11,807
Canned or preserved fruits..... "		272,756		41,807		29,983		15,018		14,446
All other, including nuts..... "		28,597		203,913		177,548		147,694		183,140
Totals, fruits..... "		457,555		324,757		225,793		212,174		209,393
Furs and skins and mfrs. of—										
Furs and skins, undressed, the produce of marine animals..... "		4,775		143		322		5,602		8,657
Furs, undressed..... "		353,123		296,872		376,168		663,057		844,469
All other..... "		55,805		37,906		36,093		14,582		39,892
Totals, furs and skins and mfrs. of..... "		413,703		334,621		412,583		683,241		893,018
Gunpowder and other explosives..... Lbs.	179,698	96,825	336,806	134,775	609,958	166,290	542,288	211,848	381,819	381,819
Hay..... Tons	23,200	118,274	101,983	715,604	155,223	1,158,128	68,860	504,247	266,495	1,923,490
Hides, horns, tails and skins, other than fur (including pelts)..... Lbs.		1,263,029		1,397,398		2,067,604		1,701,442		1,898,221
Hops..... "	10,913	1,622	2,500	400		1,091	5,322	1,091	7,787	1,073
Leather and manufactures of..... "		53,031		61,561		140,172		64,794		65,822
Line..... "		63,713		73,738		63,345		86,041		96,912
Metals and minerals and mfrs. of—										
Copper all kinds, including fine copper... Lbs.	8,468,753	947,394	13,827,495	1,387,388	26,345,776	2,659,261	27,623,945	2,649,650	27,834,792	2,734,589

SESSIONAL PAPER No. 10

Gold and silver and manufactures of— Gold-bearing quartz, dust, nuggets, &c. Silver ore.....	4,417,402	3,258,427 2,630,280	2,277,308	14,135,195 1,350,559	3,954,019	24,281,890 2,379,950	3,684,727	19,077,074 2,055,428	3,246,776	16,484,142 1,804,592
Totals, gold and silver.....		5,888,707		15,485,754		26,611,840		21,732,502		18,288,734
Iron and steel and mfrs. of— Agricultural implements..... Hardware..... Machinery, N. E. S..... Ores, chromite iron..... " iron..... " iron..... Pig iron..... Scrap iron or steel..... Sewing machines..... Steel and mfrs. of..... All other.....		13,267 55,893 180,392 1,424 1,849 1,235 21,952 485	943 4,307 3,758 267,323 371	11,001 80,030 345,066 13,520 7,631 59,469 88,165 271,587 10,392 62,296 14,385	786 3,091 131,827 516	35,742 33,142 286,917 2,544 1,298,101 133,603 228,052 541 15,133 465,130 24,174	33,120 33,189 289,603 9,109 153,744 60,176 120,452 13,749 304,589 37,597	25,053 3,444,626 868,645 26,545	743,763 745,422 186,400 57,623 383,510	757,724 878,159 183,208 60,498 540,859
Totals, iron and steel and mfrs. of.....		425,302		913,882		1,059,328		2,460,528		3,671,887
Lead and manufactures of— Lead, metallic, contained in ore..... Tin and manufactures of.....	34,058,294	895,769 16,114	18,421,729	621,280 68,382	57,952,613	2,272,830 48,524	24,723,499	708,108 76,601	16,207,956	383,827 39,510
Miscellaneous metals and minerals and manufactures of— Asbestos..... Nickel, ore, native or speiss..... Mica..... "..... Pyrites..... All other.....	12,488 14,428,063 1,182,127 12,905	361,401 994,537 147,032 27,377 170,942	13,477 13,493,239 1,064,924 14,880	322,984 1,040,498 134,587 32,439 265,339	18,297 9,537,558 761,991 22,156	451,386 958,365 121,310 54,357 397,939	25,053 3,444,626 868,645 26,545	743,763 745,422 186,400 57,623 383,510	24,867 9,032,554 729,589 18,472	757,724 878,159 183,208 60,498 540,859
Totals, miscellaneous metals and minerals and mfrs. of.....		1,701,289		1,795,907		1,983,357		2,116,718		2,420,408
<i>Recapitulation.</i>										
Metals and minerals and mfrs. of.....		9,844,575		20,272,593		34,635,140		29,744,107		27,538,955
Musical instruments— Organs..... Pianos..... All other.....	51 120	3,444 25,673 3,002	50 98	3,543 21,413 3,897	115 129	8,004 26,055 3,369	78 131	6,980 35,045 3,615	113 263	7,089 41,435 6,346
Totals, musical instruments.....		32,119		28,853		37,368		45,640		54,870
Oil cake..... Oils.....	4,815 158,067	4,815 40,546	197,727	50,415	5,224 168,307	4,449 46,371	188,618	57,384	4,700 104,971	4,700 33,008

No. 20—Continued.

EXPORTS.—Continued.

UNITED STATES—Continued.

EXPORTS.—Continued.

ARTICLES.	1899.		1900.		1901.		1902.		1903.	
	Quantity.	Value.	Quantity.	Value.	Quantity.	Value.	Quantity.	Value.	Quantity.	Value.
		%		%		%		%		%
Provisions—										
Butter..... Lbs.	66,645	10,472	114,477	19,637	35,767	8,127	250,732	41,554	66,514	14,179
Cheese..... "	429,872	40,638	61,269	7,108	369,757	40,131	87,311	12,181	57,003	7,842
Eggs..... Doz.	45,029	6,666	21,389	2,661	38,047	7,185	242,082	38,663	57,821	11,560
Meats—										
Bacon and hams..... Lbs.	51,525	5,929	14,720	1,865	387,974	43,432	380,485	46,022	47,593	7,004
Beef..... "	29,650	1,913	62,979	3,314	65,629	4,534	19,990	1,928	88,955	10,475
All other.....		29,031	31,523	31,523		29,713		41,970		52,862
Totals, provisions.....		94,049	66,108			133,122		182,318		103,922
Rags.....		28,236	45,694			41,361		64,663		59,622
Seeds—										
Clover..... Bush.	9,241	28,935	10,865	56,604	13,543	83,196	57,091	276,962	15,800	89,880
Grass..... "	31,124	21,846	47,704	43,955	49,025	38,434	95,570	73,632	41,323	34,505
All other.....		13,109	5,600		9,150			19,712		4,731
Totals, seeds.....		63,890	106,159		130,780			370,306		129,116
Settlers' effects.....		963,625	1,090,123		1,133,707			1,502,265		1,297,117
Ships..... (No.)	3	3,715	9	30,170	2	8,468	4	24,450	6	23,981
Tons.....	395		1,670		208		1,012		760	
Spirits and wines—										
Whiskey..... Galls.	89,874	258,220	92,380	291,270	105,149	289,892	110,704	310,056	120,073	382,669
All other..... "	7,583	6,829	9,777	12,657	21,127	44,462	21,141	45,800	23,891	59,107
Totals, spirits and wines.....	97,457	265,049	102,157	273,927	126,276	334,354	131,845	355,856	143,964	441,776
Stone and manufactures of.....		360,230	490,165		493,298			593,695		595,359
Sugar and molasses.....		77,864	96,659		108,657			106,736		206,995

SESSIONAL PAPER No. 10

Tobacco and manufactures of.....	Lbs.	546,885	116,036	489,610	89,057	875,965	346,311	555,094	133,152	253,774
Vegetables—										
Potatoes.....	Bush.	134,363	47,629	44,091	17,493	235,846	70,174	811,143	328,625	59,316
All other.....			121,037		133,271		127,065		265,910	125,775
Totals, vegetables.....			108,666		150,764		197,240		594,535	185,095
Wood and mfrs. of—										
Wood, unmanufactured—										
Bark for tanning.....	Cords.	13,879	48,890	16,124	61,899	16,964	61,718	33,647	95,085	16,769
Firewood.....	"	70,660	123,540	67,159	117,663	44,139	90,680	43,850	91,407	115,634
Hoop, hop, telegraph and other poles.....	"		41,908		38,063		64,381		92,240	56,209
Logs—Ehm.....	M. ft.	6,401	3,384	10,069	72,716	8,677	69,058	6,469	51,418	1,243
Hemlock.....	"	939	3,384	1,824	7,738	20,217	95,616	5,757	32,261	4,904
Pine.....	"	161,919	1,398,304	50,365	494,311	30,239	273,548	15,094	172,452	11,108
Spruce.....	"	8,143	49,769	9,688	62,963	6,241	41,788	8,196	62,835	7,133
All other logs.....	"	7,507	68,672	15,495	105,950	17,513	109,954	38,602	230,213	25,232
Lumber—Deals, spruce and other.....	St.Hd.	16,769	462,453	13,058	351,562	23,297	479,263	15,238	460,057	108,973
Laths, palings and pickets.....	M.	319,004	401,297	314,526	490,531	305,566	538,825	473,131	806,882	257,647
Planks and boards.....	M. ft.	421,860	4,352,511	651,195	7,331,766	504,631	6,583,287	683,514	9,366,564	1,000,496
Joists and scantling.....	"	8,657	78,414	7,092	70,468	9,262	86,065	15,708	156,486	10,573,616
Staves and headings.....	"		448,608		473,730		362,470		224,092	121,393
All other lumber, N. E. S.....	"		225,458		425,862		329,586		289,704	235,062
Piling.....	"		69,049		93,346		103,881		207,444	122,735
Posts, cedar, tamarack and other.....	"		22,258		24,848		38,050		32,156	61,905
Shingles.....	M.	536,697	939,451	563,839	1,109,296	563,770	1,038,635	769,495	1,505,850	1,596,181
Sleepers and railroad ties.....	Pieces.	513,357	73,529	1,272,678	220,007	804,218	1,433,389	833,457	108,345	207,814
Shooks, box.....	No.	268,322	32,560	891,575	56,732	616,449	50,312	139,290	2,130	319,383
Wood, blocks and other, for pulp.....	"		869,735		864,077		1,364,821		1,194,593	9,995
All other wood, unmanufactured.....	"		168,194		256,092		265,710		188,047	1,568,560
Totals, wood, unmanufactured.....			9,808,671		12,731,600		12,130,437		15,430,781	16,918,463
Wood, manufactured—										
Barrels empty.....	No.	23,832	25,880	28,485	23,519	28,444	26,256	21,301	26,784	40,383
Household furniture.....	"		24,588		48,750		20,143		20,580	31,326
Wood pulp.....	"		578,329		1,198,738		937,339		1,170,408	1,795,768
All other wood, manufactured.....	"		76,979		132,087		110,805		74,676	126,044
Totals, wood manufactured.....			705,776		1,418,109		1,094,534		1,292,448	1,993,521
<i>Recapitulation.</i>										
Wood and mfrs. of.....			10,574,447		14,149,709		13,224,971		16,723,229	18,911,924
Wood and mfrs. of.....			12,827		378,573		225,885		306,272	362,538
All other articles exported.....			1,040,041		1,679,736		1,444,262		1,645,855	1,844,485

3-4 EDWARD VII., A. 1904

No. 20—Continued.

EXPORTS—Concluded.

UNITED STATES—Concluded.

EXPORTS—Concluded.

ARTICLES.	1899.		1900.		1901.		1902.		1903.	
	Quantity.	Value.	Quantity.	Value.	Quantity.	Value.	Quantity.	Value.	Quantity.	Value.
		\$		\$		\$		\$		\$
Exports, home produce.....	34,766,955	52,584,977	67,983,673	66,567,784	67,983,673	66,567,784	67,983,673	66,567,784	67,983,673	66,567,784
" foreign	1,795,885	1,965,417	2,423,168	2,994,448	2,423,168	2,994,448	2,423,168	2,994,448	2,423,168	2,994,448
Total exports (mdse).....	36,562,840	54,550,394	70,406,841	69,562,232	70,406,841	69,562,232	70,406,841	69,562,232	70,406,841	69,562,232
Estimated amount short returned at inland ports and exported to U.S.	4,559,530	5,461,511	*	*	*	*	*	*	*	*
Coin and bullion.....	4,011,151	8,656,118	1,975,389	1,635,452	1,975,389	1,635,452	1,975,389	1,635,452	1,975,389	1,635,452
Total exports.....	45,133,521	68,619,023	72,382,230	71,197,684	72,382,230	71,197,684	72,382,230	71,197,684	72,382,230	71,197,684
" imports.....	101,642,950	116,972,554	119,306,775	129,794,147	119,306,775	129,794,147	119,306,775	129,794,147	119,306,775	129,794,147
Total trade.....	146,776,471	185,591,577	191,689,005	200,991,831	191,689,005	200,991,831	191,689,005	200,991,831	191,689,005	200,991,831

* After 1900 no estimate is made of the amount short reported in exports to United States

SESSIONAL PAPER No. 10

ARTICLES.	1899.		1900.		1901.		1902.		1903.	
	Quantity.	Value. \$	Quantity.	Value. \$	Quantity.	Value. \$	Quantity.	Value. \$	Quantity.	Value. \$
Breadstuffs.....		251		2,181		350		142		604
Fish and fish products—										
Codfish, including haddock, ling, &c., dry salted.....	2,895	12,396	6,147	24,975	3,413	12,551	2,012	9,377	3,104	13,536
Herrings, pickled.....	40	152	213	843	69	175	41	120	71	281
All other.....		1,121		2,099		1,931		1,482		1,825
Totals, fish, &c.....		13,669		27,617		14,657		10,979		15,642
Gunpowder and other explosives.....	6,575	864	5,500	945	2,570	433				450
Metals and minerals and intrs. of				152		450				1,330
Provisions.....						396		128		1,175
Spirits and wines.....	282	775	1,327	3,800	884	2,423	632	1,871	35	94
Vegetables.....		216		729		237		468		985
Wood and manufactures of—										
Planks and boards.....	184	2,382	124	1,284	362	4,956			10	105
All other.....		470		1,935		735		8,475		21
Totals, wood and mfrs. of.....		2,852		2,319		5,751		8,475		126
All other articles exported.....		531		1,317		1,203		1,247		6,970
<i>Recapitulation.</i>										
Exports, home produce.....		19,122		38,559		25,135		23,295		27,376
" foreign.....		36		501		765		15		
Total exports (mdse).....		19,158		39,060		25,900		23,310		27,376
Coin and bullion.....										
Total exports.....		19,158		39,060		25,900		23,310		27,376
" imports.....		5,985		3,935						1,722
Total trade.....		25,143		42,995		25,900		23,310		29,098

EXPORTS.

UNITED STATES OF COLOMBIA.

EXPORTS.

No. 20—Continued.

3-4 EDWARD VII., A. 1904

No. 20—Continued.

IMPORTS.

URUGUAY.

ARTICLES.	1899.		1900.		1901.		1902.		90	
	Quantity.	Value. %	Quantity.	Value. %	Quantity.	Value. %	Quantity.	Value. %	Quantity.	Value.
Hides and skins other than fur..... Free.....				22,016				292,804		
Wood not further prepared than washed, N.E.S..... Lbs.			41,720	5,260						
All other articles, imported..... Dut.										
..... Free.....										
<i>Recapitulation.</i>										
Imports, dutiable.....				22,016		5,260		292,804		
" free.....										
Total imports (indsc.).....				22,016		5,260		292,804		
Coin and bullion.....										
Total imports.....				22,016		5,260		292,804		
" exports.....		37,895		50,458		23,551		47,251		35,292
Total trade.....		37,895		72,474		28,811		388,055		35,292

IMPORTS.

SESSIONAL PAPER No. 10

No. 20—Continued.

EXPORTS.

URUGUAY—Concluded.

EXPORTS.

ARTICLES.	1899.		1900.		1901.		1902.		1903.	
	Quantity.	Value. \$	Quantity.	Value. \$	Quantity.	Value. \$	Quantity.	Value. \$	Quantity.	Value. \$
Metals and minerals and manufactures of.....		10,050		11,612		10,906		6,097		8,926
Wood and manufactures of—										
Planks and boards..... M.ft.	2,672	26,039	2,535	26,568	873	10,866	5,416	74,270	831	12,800
Joists and scantling..... "							420	6,394		
All other wood and manufactures of.....		1,806		11,454		1,756		6,996		6,442
Totals, wood and mfrs. of.....		27,845		38,022		12,622		87,660		19,242
All other articles exported.....				824		23		1,494		7,124
<i>Recapitulation.</i>										
Exports, home produce.....		37,895		50,458		23,551		95,241		35,292
" foreign.....								10		
Total exports (home, foreign).....		37,895		50,458		23,551		95,251		35,292
Coin and bullion.....										
Total exports.....		37,895		50,458		23,551		95,251		35,292
" imports.....				22,016		5,260		292,804		
Total trade.....		37,895		72,474		28,811		388,055		35,292

No. 20—Continued.

IMPORTS.

VENEZUELA.

ARTICLES.	1899.		1900.		1901.		1902.		1903.	
	Quantity.	Value.	Quantity.	Value.	Quantity.	Value.	Quantity.	Value.	Quantity.	Value.
Cocoanuts.....	61,850	883	46,960	688	10,000	176
{ Dut. No. Lbs.										
{ Free. " "	1,347,612	122,769	714,219	67,603	645,284	60,133	821,081	62,803	503,029	43,148
All other articles imported.....	48	198
{ Dut. " "										
{ Free. " "										
<i>Recapitulation.</i>										
Imports, dutiable.....	931	688	176	198
" free.....	122,769	67,603	60,133	62,803	43,148
Coin and bullion.....	123,700	68,291	60,309	62,803	43,316
Total imports.....	123,700	68,291	60,309	62,803	43,316
" exports.....	922	21,298	1,018	3,858	14,339
Total trade.....	124,622	89,589	61,327	66,661	57,685

IMPORTS.

SESSIONAL PAPER No. 10

No. 20—Concluded.
 VENEZUELA—Concluded.

EXPORTS.

ARTICLES.	1899.		1900.		1901.		1902.		1903.	
	Quantity.	Value.	Quantity.	Value.	Quantity.	Value.	Quantity.	Value.	Quantity.	Value.
Cotton and nfrs. of—		\$		\$		\$		\$		\$
Fabrics							8,600	2,898	24,711	5,669
All other								511		
Totals, cotton and nfrs. of								3,379		5,669
Fish and fish products—										
Codfish, including haddock, ling and pollock, dry-salted			3,769	16,125						
Herring, pickled			115	445						
Lobsters, canned			16,250	3,860						
All other				469						
Totals, fish, &c				20,899						
Metals and minerals and nfrs. of—										
Machinery		500								
Other iron and steel										23
Provisions										6,574
Spirits and wines—										
Whiskey	143	422	145	399	380	1,018	153	479	193	634
All other articles exported										1,439
Reexportation.										
Exports, home produce		922		21,298				3,858		13,969
" foreign "								47		340
Total exports (mdse.)		922		21,298		1,018		3,858		14,389
Coin and bullion										
Total exports		922		21,298		1,018		3,858		14,389
" imports		123,700		68,291		60,309		62,803		43,346
Total trade		124,622		89,589		61,327		66,641		57,685

EXPORTS.

3-4 EDWARD VII., A. 1904

IMPORTS UNDER GENERAL AND PREFERENTIAL TARIFF.

No. 21.—STATEMENT, by Countries, of the Values of Merchandise, entered for Consumption in Canada, under the General and Preferential Tariff, during the Years ended June 30, 1899 to 1903.

	1899.			1900.			1901.			1902.			1903.		
	Tariff.			Tariff.			Tariff.			Tariff.			Tariff.		
	General.	Pre-ferential.	%	General.	Pre-ferential.	%	General.	Pre-ferential.	%	General.	Pre-ferential.	%	General.	Pre-ferential.	%
British Empire—	4,667,428	22,854,080		5,467,654	26,094,102		5,795,983	25,905,721		6,332,175	28,730,389		7,046,411	35,163,754	
Great Britain.....	394			205			566			1			158		
British Africa.....															
British Australasia—															
New Zealand.....	15,694	292,656		10,675	339,017		4,621	290,093		5,060	34,900		13,580	615	
British East Indies.....	14,803	94,498		12,717	75,630		9,839	294,917		12,616	420,980		96,742	296,393	
" China.....	10,388	23,951		17,390	49,996		20,352	56,687		11,612	127,729		11,337	591,596	
" West Indies.....	213,259	569,240		117,883	537,026		77,785	955,519		60,127	1,321,891		56,407	1,516,489	
Philippines.....															
Hong-Kong.....	9,633			115,339			29,972			10,664			132,272		
Newfoundland.....	5,405			12,363			4,534			34,135			9,131		
Other British Possessions.....	761			172			494			1,142			1,334		
Totals, British Empire.....	4,927,775	23,834,425		5,754,338	27,095,791		5,944,419	27,502,937		6,467,674	30,635,889		7,367,739	37,614,505	
Foreign Countries—															
Austria-Hungary.....	161,754	107,498		222,403			278,768			230,896			315,799		
Belgium.....	2,001,995	221,484		3,092,514			3,606,361			1,436,842			2,050,197		
France.....	2,639,806	701,563		3,503,609			4,569,060			5,546,876			5,159,258		
Germany.....	5,309,653	1,360,046		7,465,447			6,121,490			9,078,402			10,444,848		
Holland.....	397,820	9,709		399,266			546,264			513,279			694,436		
Italy.....	276,251	6,806		115,071			231,633			548,831			413,144		
Japan.....	282,828	191,438		449,391			525,974			531,230			681,669		
Norway and Sweden.....	24,530	10,441		58,951			54,029			56,078			43,417		

SESSIONAL PAPER No. 10

Spain.....	505,074	22,434	551,704	698,312	620,985	749,074
Switzerland.....	428,622	131,598	517,305	590,056	746,989	924,541
United States.....	44,471,824	53,897,561	53,897,561	53,000,278	60,181,808	68,538,323
Other Foreign Countries.....	1,488,398	1,223,144	1,700,755	2,061,697	1,889,115
Totals, Foreign Countries	57,897,955	2,763,017	71,496,666	72,522,700	81,553,933	91,813,821
Grand totals.....	62,835,730	20,597,442	77,251,004	78,466,819	88,021,607	99,181,560
				27,502,437	30,635,889	37,614,505

3-4 EDWARD VII., A. 1904

No. 22.—STATEMENT showing the Number and Tonnage of Sea-going Vessels, Vessels and Vessels Employed in the Coasting Trade, which Arrived at and Departed

YEARS.	SEA-GOING VESSELS.				VESSELS, EXCEPT FERRIES, EMPLOYED ON INLAND WATERS.				VESSELS EMPLOYED		
	Arrived.		Departed.		Arrived.		Departed.		Arrived.		
	Vessels.	Tons.	Vessels.	Tons.	Vessels.	Tons.	Vessels.	Tons.	Vessels.	Tons.	
1868	8,038	2,104,009	7,978	2,215,312	20,855	4,399,850	19,259	4,263,654	No returns given played in coast 1876.		
1869	9,654	2,459,083	9,597	2,537,482	16,988	2,774,836	17,061	2,689,643			
1870	9,567	2,608,519	8,948	2,476,354	17,866	3,187,596	18,804	3,143,391			
1871	10,353	2,521,573	9,575	2,594,460	21,197	4,055,198	20,512	3,954,797			
1872	19,358	2,989,793	9,898	2,956,911	17,436	3,582,148	16,233	3,279,368			
1873	11,089	3,032,746	10,508	3,052,789	18,960	2,994,434	17,492	2,669,028			
1874	9,282	3,077,987	8,471	2,973,374	16,546	2,805,789	15,466	2,542,707			
1875	7,881	2,521,134	7,724	2,808,074	14,076	2,176,529	13,131	2,021,718			
1876	8,414	2,972,459	8,349	2,938,305	13,908	2,108,364	12,676	1,892,071		31,302	5,167,528
1877	8,808	3,295,987	8,952	3,348,835	15,267	2,363,244	13,686	2,083,178		32,048	4,472,628
1878	8,836	3,341,465	8,680	3,342,919	15,844	2,814,816	14,667	2,555,690	30,814	5,475,733	
1879	8,576	3,049,521	8,425	3,039,029	16,268	2,889,510	14,572	2,668,752	30,850	6,118,702	
1880	9,307	3,487,735	9,063	3,298,979	17,441	3,707,885	17,065	3,083,246	36,126	7,162,257	
1881	10,444	4,032,946	10,320	4,071,391	16,804	2,934,503	15,985	2,763,592	37,429	7,664,863	
1882	10,638	3,933,152	10,500	4,003,410	17,450	2,650,835	17,032	2,792,485	37,996	7,515,476	
1883	10,781	4,004,357	10,727	3,968,420	17,012	2,987,557	16,310	2,810,401	38,244	8,056,736	
1884	11,160	4,250,665	11,183	4,233,636	16,768	3,084,924	16,045	2,789,801	40,300	8,114,637	
1885	10,639	3,800,664	10,553	3,843,951	14,842	3,403,823	15,117	3,036,274	41,879	8,314,898	
1886	10,603	4,026,415	10,768	4,018,156	15,284	3,022,069	15,673	2,902,592	44,850	8,538,502	
1887	13,203	4,236,765	12,947	4,125,671	15,854	2,909,147	15,931	2,819,415	48,733	9,138,456	
1888	15,675	4,623,506	15,132	4,574,297	16,595	3,039,985	16,991	2,979,520	50,929	9,789,806	
1889	14,155	4,611,392	14,389	4,685,209	18,406	3,365,103	18,107	3,392,517	52,927	10,219,856	
1890	15,722	5,215,476	15,402	5,112,809	20,698	4,067,921	20,693	4,049,894	60,550	11,690,636	
1891	15,548	5,273,935	15,773	5,421,261	19,000	4,098,434	19,008	4,060,018	64,178	12,835,774	
1892	15,672	5,475,999	15,289	5,276,975	17,058	4,081,605	17,324	3,857,866	62,606	12,935,782	
1893	13,691	5,371,618	13,856	5,236,993	17,952	4,136,484	17,682	3,794,439	60,524	12,794,532	
1894	14,297	5,775,810	14,043	5,504,726	18,306	4,864,029	19,360	4,268,516	60,421	13,876,293	
1895	14,158	5,575,657	13,718	5,401,172	16,539	4,222,713	15,874	3,901,421	60,308	13,234,015	
1896	15,291	5,895,360	14,511	5,563,464	18,135	5,323,260	17,047	5,088,389	63,215	14,049,916	
1897	13,701	6,091,433	13,393	5,919,547	16,694	4,716,845	16,601	6,646,108	63,989	14,439,736	
1898	14,190	6,365,802	13,597	6,219,683	18,777	5,951,705	17,483	6,208,926	73,211	15,471,070	
1899	13,909	6,733,151	13,212	6,503,903	20,163	5,986,132	19,533	6,196,924	71,377	15,929,325	
1900	14,697	7,262,721	13,939	6,912,400	21,699	6,438,924	21,195	6,300,050	73,503	17,245,694	
1901	13,752	7,514,732	12,953	7,028,330	20,814	5,720,575	20,313	5,766,171	71,804	17,927,959	
1902	15,339	7,603,034	14,967	7,128,454	23,585	7,595,741	23,822	7,698,175	81,243	21,245,649	
1903	14,278	8,050,516	14,054	7,790,659	30,819	9,107,386	30,575	8,706,482	83,251	23,285,070	

SESSIONAL PAPER No. 10

(except Ferries) trading on the Lakes and Rivers between Canada and the United States from Canadian Ports during the Fiscal Years ended June 30, 1868 to 1903, inclusive.

IN COASTING TRADE.		RECAPITULATION—TOTAL VESSELS, ARRIVED AND DEPARTED.						YEARS.
Departed.		Arrived.		Departed.		Totals.		
Vessels.	Tons.	Vessels.	Tons.	Vessels.	Tons.	Vessels.	Tons.	
		28,893	6,503,859	27,237	6,478,966	56,130	12,982,825	1868
		26,642	5,233,919	26,658	5,227,125	53,300	10,461,044	1869
		27,433	5,796,115	27,752	5,619,745	55,185	11,415,860	1870
		31,559	6,576,771	30,087	6,549,257	61,637	13,126,028	1871
		27,794	6,571,941	26,131	6,236,219	53,925	12,808,160	1872
		30,049	6,027,180	28,000	5,721,817	58,049	11,748,997	1873
		25,828	5,883,776	23,937	5,516,081	49,765	11,399,857	1874
		21,957	4,697,663	20,855	4,829,792	42,812	9,527,455	1875
		53,624	10,248,351	51,298	9,963,787	104,922	20,212,138	1876
		56,123	10,131,859	53,414	9,928,247	109,537	20,060,106	1877
		55,494	11,632,014	53,579	11,470,537	109,073	23,102,551	1878
		55,694	12,057,733	52,660	11,655,762	108,354	23,713,495	1879
		62,874	14,357,877	60,495	13,272,981	123,369	27,630,858	1880
36,308	7,451,903	64,677	14,632,312	62,613	14,286,886	127,290	28,919,198	1881
37,770	7,275,588	66,084	14,099,463	65,302	14,071,483	131,386	28,170,946	1882
36,916	7,626,830	66,037	15,048,650	63,953	14,405,651	129,990	29,454,301	1883
39,070	7,359,070	68,228	15,450,226	66,298	14,382,507	134,526	29,832,733	1884
40,269	7,629,524	67,360	15,519,385	65,939	14,509,749	133,299	30,029,134	1885
44,210	7,829,772	70,737	15,586,986	70,651	14,750,520	141,388	30,337,506	1886
47,454	8,375,221	77,790	16,284,368	76,332	15,320,307	154,122	31,604,675	1887
49,187	8,999,473	83,199	17,453,297	81,220	16,553,290	164,419	34,006,587	1888
51,120	9,614,721	85,488	18,196,351	83,616	17,692,447	169,104	35,888,798	1889
58,579	11,106,479	96,880	20,974,033	94,674	20,269,182	191,554	41,243,215	1890
61,386	12,150,356	98,726	22,208,143	96,167	21,580,635	194,893	43,788,778	1891
59,830	12,174,147	95,336	22,493,386	92,443	21,308,988	187,779	43,802,374	1892
57,739	11,784,591	92,167	22,302,634	89,277	20,816,023	181,444	43,118,657	1893
58,448	12,684,675	93,024	24,516,132	91,851	22,397,917	184,875	46,914,049	1894
58,221	12,239,419	91,005	23,032,385	87,813	21,542,012	178,818	44,574,397	1895
61,802	13,381,837	96,641	25,268,536	93,360	24,033,690	190,001	49,302,226	1896
60,135	12,828,243	94,384	25,248,014	90,129	25,393,898	184,513	50,641,912	1897
69,634	14,162,880	106,178	27,788,577	100,714	26,591,489	206,892	54,380,066	1898
67,992	14,625,106	105,449	28,648,608	100,737	27,325,933	206,186	55,974,541	1899
69,726	16,386,036	109,809	30,947,339	104,860	29,598,486	214,669	60,545,825	1900
69,102	16,516,837	106,370	31,163,266	102,368	29,311,338	208,738	60,474,604	1901
77,214	19,455,258	120,167	36,444,424	116,003	34,281,887	236,170	70,726,311	1902
79,513	21,705,288	128,348	40,442,972	124,142	38,202,429	252,490	78,645,401	1903

showing vessels em-
ing trade prior to

3-4 EDWARD VII., A. 1904

No 23.—STATEMENT showing the Number and Tonnage of Sea-going Vessels, Vessels States, and Vessels employed in the Coasting Trade, distinguishing British Years ended June 30, 1868 to 1903, inclusive.

YEARS.	SEA-GOING VESSELS.				VESSELS, EXCEPT FERRIES, EMPLOYED ON INLAND WATERS.				VESSELS EMPLOYED	
	British.		Foreign.		Canadian.		American.		British.	
	Vessels.	Tons.	Vessels.	Tons.	Vessels.	Tons.	Vessels.	Tons.	Vessels.	Tons.
1868	13,911	3,457,113	2,105	862,208	26,682	4,826,780	13,432	3,836,724		
1869	16,311	3,811,405	2,940	1,185,160	22,967	3,575,867	11,082	1,887,612		
1870	15,863	3,942,392	2,652	1,142,481	24,558	4,030,768	12,112	2,300,219		
1871	16,562	3,916,322	3,366	1,199,771	26,558	5,068,831	15,151	2,941,164		
1872	16,151	4,356,664	4,105	1,590,040	21,505	3,798,138	12,164	3,063,318		
1873	16,870	4,323,003	4,727	1,762,532	22,491	3,126,579	13,961	2,536,883		
1874	12,191	3,945,822	5,562	2,105,539	19,279	2,814,654	12,733	2,533,842		
1875	11,075	3,571,803	4,530	1,757,405	15,325	2,235,829	11,882	1,962,418		
1876	11,149	3,530,936	5,614	2,379,828	15,392	2,184,790	11,192	1,815,645	61,368	10,108,110
1877	11,918	4,113,610	5,842	2,531,212	15,431	2,207,832	13,522	2,238,590	62,591	8,835,438
1878	11,801	4,223,219	5,715	2,461,165	18,003	2,955,331	12,508	2,415,175	60,586	10,917,534
1879	11,914	3,891,754	5,087	2,196,796	18,122	3,314,829	12,718	2,243,433	60,199	11,944,800
1880	13,209	4,437,145	5,161	2,349,569	22,858	4,985,753	11,648	1,805,378	70,234	13,910,103
1881	14,810	5,391,617	5,954	2,712,720	20,592	4,029,027	12,197	1,669,068	73,361	14,945,907
1882	14,690	5,057,129	6,448	2,879,433	22,252	3,830,109	12,230	1,613,211	75,476	14,649,605
1883	14,694	4,887,237	6,814	3,085,540	20,041	3,950,692	13,281	1,847,266	74,821	15,498,012
1884	15,123	5,138,212	7,220	3,346,089	19,464	4,058,738	13,349	1,815,987	79,043	15,283,938
1885	13,731	4,596,208	7,461	3,048,407	18,926	4,849,856	11,033	1,590,241	81,920	15,806,832
1886	14,365	4,884,908	7,006	3,159,663	18,153	4,116,674	12,804	1,807,987	88,626	16,204,132
1887	15,580	4,971,728	10,570	3,390,708	18,059	3,931,523	13,726	1,797,039	94,654	17,105,233
1888	17,144	5,188,712	13,663	4,009,091	19,567	4,320,402	13,929	1,699,103	99,336	18,483,139
1889	16,326	4,932,673	12,218	4,363,928	21,543	5,036,438	14,970	1,721,182	103,102	19,517,766
1890	17,366	5,325,952	13,758	5,002,333	24,527	6,000,194	16,774	2,117,621	117,782	22,435,405
1891	17,148	5,314,544	14,173	5,380,652	22,002	5,724,339	16,006	2,383,113	124,067	24,442,627
1892	17,122	5,671,522	13,839	5,081,452	19,224	5,546,233	15,158	2,393,258	121,127	24,594,561
1893	16,693	5,970,840	10,854	4,637,771	19,612	5,108,226	16,022	2,822,697	116,927	24,267,129
1894	17,161	6,480,726	11,179	4,799,810	20,939	5,917,145	16,727	3,155,400	118,254	26,446,495
1895	16,124	6,048,248	11,752	4,928,581	16,866	5,196,811	15,547	2,927,323	117,202	25,205,133
1896	16,688	6,526,327	13,114	4,932,497	16,355	5,967,917	18,827	4,443,732	123,848	27,210,540
1897	14,958	7,281,607	12,136	4,729,373	14,171	4,913,143	19,124	6,449,810	123,502	27,117,121
1898	16,263	7,806,813	11,524	4,778,672	15,974	6,205,117	20,286	5,955,514	142,390	29,488,918
1899	15,773	8,517,913	11,348	4,719,141	20,536	7,417,067	19,160	4,765,989	138,613	30,318,178
1900	16,134	8,647,119	12,412	5,528,002	21,089	7,599,066	21,805	5,139,908	142,186	33,069,577
1901	14,225	8,369,671	12,480	6,173,391	20,301	6,862,951	20,826	4,623,795	138,302	33,310,477
1902	15,776	8,803,151	14,530	5,928,337	21,789	7,717,301	25,618	7,576,615	155,994	39,736,493
1903	15,929	9,839,356	12,403	6,001,819	20,252	8,397,372	41,142	9,416,496	159,829	43,432,106

No returns given
ployed in coast

SESSIONAL PAPER No. 10

(except Ferries) trading on the Lakes and Rivers between Canada and the United from Foreign, which Arrived at and Departed from Canadian Ports during the Fiscal

IN COASTING TRADE.		RECAPITULATION—TOTAL VESSELS, BRITISH AND FOREIGN.						YEARS.		
Foreign.		British.		Foreign.		Totals.				
Vessels.	Tons.	Vessels.	Tons.	Vessels.	Tons.	Vessels.	Tons.			
		40,593	8,283,893	15,537	4,698,932	56,130	12,982,825	1868		
		39,278	7,388,272	14,022	3,972,772	53,300	10,461,044	1869		
		40,421	7,973,160	14,764	3,442,700	55,185	11,415,860	1870		
		43,129	8,985,153	18,517	4,140,875	61,637	13,126,028	1871		
		37,656	8,154,802	16,269	4,653,358	53,925	12,808,160	1872		
		39,361	7,449,582	18,688	4,299,415	58,049	11,748,997	1873		
		31,470	6,760,476	18,295	4,639,381	49,765	11,399,857	1874		
		26,400	5,807,632	16,412	3,719,823	42,812	9,527,455	1875		
		87,909	15,823,836	17,013	4,388,302	104,922	20,212,138	1876		
		89,940	15,156,880	19,597	4,903,225	109,537	20,060,106	1877		
		90,390	18,096,084	18,683	5,006,467	109,073	23,102,551	1878		
		90,235	19,151,383	18,119	4,562,112	108,354	23,713,495	1879		
		106,301	23,333,001	17,068	4,297,857	123,369	27,630,858	1880		
		376	170,859	108,763	24,366,551	18,527	4,552,647	127,290	28,919,198	1881
		290	141,459	112,418	23,536,843	18,968	4,634,103	131,386	28,170,946	1882
		339	185,554	109,556	24,335,941	20,434	5,118,360	129,990	29,454,301	1883
		327	189,769	113,630	24,480,888	20,896	5,351,845	134,526	29,832,733	1884
		228	137,590	114,577	25,252,896	18,722	4,776,238	133,299	30,029,134	1885
		434	164,142	121,144	25,205,714	20,244	5,131,792	141,388	30,337,506	1886
		1,533	408,444	128,293	26,008,484	25,829	5,596,191	154,122	31,604,675	1887
		780	306,140	136,047	27,992,253	28,372	6,014,334	164,419	34,006,587	1888
		945	316,811	140,971	29,486,877	28,133	6,401,921	169,104	35,888,798	1889
		1,347	361,710	159,675	33,761,551	31,879	7,481,664	191,554	41,243,215	1890
		1,497	543,503	163,217	35,481,510	31,676	8,307,268	194,893	43,788,778	1891
		1,309	515,368	157,473	35,812,316	30,306	7,990,058	187,779	43,802,374	1892
		1,336	311,994	153,232	35,346,195	28,212	7,772,462	181,444	43,118,657	1893
		615	114,473	156,354	38,844,366	28,521	8,069,683	184,875	46,914,049	1894
		1,327	268,301	150,192	36,450,192	28,626	8,124,205	178,818	44,574,397	1895
		1,169	221,213	156,891	39,704,784	33,110	9,597,442	190,001	49,302,226	1896
		622	150,858	152,631	39,311,871	31,882	11,330,041	184,513	50,641,912	1897
		455	145,032	174,627	43,500,848	32,265	10,879,218	206,892	54,380,066	1898
		756	236,253	174,922	46,253,158	31,264	9,721,383	206,186	55,974,541	1899
		1,043	562,153	179,409	49,315,762	35,260	11,230,063	214,669	60,545,825	1900
		2,604	1,134,319	172,828	48,543,099	35,910	11,931,505	208,738	60,474,604	1901
		2,463	964,414	193,559	56,256,945	42,611	14,469,366	236,170	70,726,311	1902
		2,935	1,558,252	196,010	61,668,834	56,480	16,976,567	252,490	78,645,401	1903

3-4 EDWARD VII., A. 1904

No. 24.—STATEMENT showing the Number and Tonnage of Sea-going Vessels, Vessels States, and Vessels employed in the Coasting Trade, distinguishing Steam from ended June 30, 1868 to 1903, inclusive.

YEARS.	SEA GOING VESSELS.				VESSELS, EXCEPT FERRIES, EMPLOYED ON INLAND WATERS.				VESSELS EMPLOYED				
	Steam.		Sail.		Steam.		Sail.		Steam.				
	Vessels.	Tons.	Vessels.	Tons.	Vessels.	Tons.	Vessels.	Tons.	Vessels.	Tons.			
1868					17,282	6,385,444	22,832	2,278,060					
1869					13,165	3,842,142	20,884	2,122,337					
1870	No returns given showing the number and tonnage of sea-going vessels, steam and sail, arrived at and departed from ports in Canada prior to 1876.								No returns given employed in coast				
1871								14,356			3,944,028	22,314	2,386,959
1872								16,862			5,262,574	24,847	2,747,421
1873								12,720			4,334,180	20,949	2,527,276
1874								12,594			2,949,199	23,858	2,714,263
1875				11,645	2,906,867	20,367	2,441,629						
1876				11,421	2,377,241	15,786	1,821,006						
1877	2,993	2,224,782	13,770	3,685,982	11,298	2,187,677	15,376	1,812,758	25,752	6,806,888			
1878	3,267	2,604,875	14,493	4,039,947	13,297	2,492,425	15,656	1,953,997	27,395	6,311,298			
1879	3,226	2,450,338	14,290	4,234,046	14,401	3,311,237	16,110	2,059,269	26,206	8,371,853			
1880	3,170	2,497,847	13,831	3,599,703	14,978	3,658,574	15,862	1,890,688	27,997	9,691,465			
1881	3,740	3,274,117	14,630	3,512,597	15,662	4,025,672	18,844	2,765,459	36,437	11,371,401			
1882	4,247	4,003,230	16,517	4,101,107	14,337	3,230,701	18,452	2,467,394	34,094	11,823,947			
1883	4,802	4,214,914	16,336	3,721,648	15,523	3,169,953	18,959	2,273,367	37,732	12,193,554			
1884	5,169	4,232,475	16,339	3,740,302	16,102	3,469,962	17,220	2,327,996	34,553	12,376,598			
1885	5,512	4,635,468	16,831	3,848,833	16,457	3,533,194	16,356	2,341,531	33,586	12,156,690			
1886	6,085	4,504,861	15,107	3,139,754	15,787	4,402,323	14,172	2,037,774	34,773	12,788,672			
1887	5,742	4,759,730	15,629	3,284,841	16,968	3,912,436	13,989	2,012,225	36,435	12,734,162			
1888	5,841	4,679,178	20,309	3,683,258	17,983	3,795,834	13,802	1,932,728	36,805	13,163,840			
1889	6,535	5,715,346	24,272	3,482,457	17,686	3,885,896	15,810	2,133,609	41,466	14,677,255			
1890	6,910	6,040,934	21,634	3,255,667	20,798	4,551,436	15,715	2,206,184	42,336	15,635,515			
1891	7,585	6,655,137	23,539	3,673,148	24,437	5,709,053	16,864	2,408,762	50,529	17,499,505			
1892	8,410	7,074,399	22,911	3,620,797	23,049	5,859,280	14,959	2,248,172	58,047	19,651,689			
1893	8,259	6,962,515	22,702	3,790,459	21,595	5,786,649	12,787	2,152,822	58,640	19,946,565			
1894	7,818	6,961,144	19,729	3,647,467	23,570	5,939,407	12,064	1,991,516	59,032	19,863,455			
1895	8,172	7,336,220	20,168	3,944,316	26,173	7,163,587	11,493	1,908,958	61,146	21,663,471			
1896	9,239	7,553,813	18,637	3,423,016	22,934	6,437,329	9,479	1,686,805	60,375	20,864,874			
1897	10,758	8,188,520	19,044	3,270,304	23,714	8,338,473	11,468	2,073,176	66,494	22,514,499			
1898	9,780	8,727,480	17,314	3,283,500	22,615	9,403,884	10,680	1,959,069	64,102	21,977,406			
1899	10,287	9,607,834	17,500	2,977,651	25,476	10,075,753	10,784	2,084,878	76,246	23,820,468			
1900	10,424	10,487,724	16,697	2,749,330	29,492	10,176,221	10,204	2,006,835	75,313	24,315,68			
1901	11,725	11,477,309	16,821	2,697,812	31,253	10,320,847	11,641	2,418,127	78,980	27,936,359			
1902	12,489	11,973,396	14,216	2,569,666	31,691	9,452,953	9,436	2,033,793	81,128	28,119,533			
1903	12,926	12,218,099	17,380	2,513,389	35,842	13,036,872	11,565	2,237,044	92,944	33,480,507			
1903	12,413	13,343,733	15,919	2,497,442	49,253	15,079,586	12,141	2,734,279	101,700	38,277,444			

SESSIONAL PAPER No. 10

(except Ferries) trading on the Lakes and Rivers between Canada and the United States, which Arrived at and Departed from Canadian Ports during the Fiscal Years

IN COASTING TRADE.		RECAPITULATION—TOTAL VESSELS, STEAM AND SAIL.						YEARS.
Sail.		Steam.		Sail.		Totals.		
Vessels.	Tons.	Vessels.	Tons.	Vessels.	Tons.	Vessels.	Tons.	
								1868
								1869
								1870
								1871
showing vessels em-								1872
ing trade prior to 1876								1873
								1874
								1875
35,823	3,494,051	39,953	11,219,347	64,969	8,992,791	104,922	20,212,138	1876
35,429	2,657,564	43,959	11,408,598	65,578	8,651,508	109,537	20,060,106	1877
34,840	2,675,808	43,833	14,133,428	65,240	8,969,123	109,073	23,102,551	1878
32,516	2,375,218	46,145	15,847,886	62,209	7,865,609	108,354	23,713,495	1879
34,056	2,681,612	55,839	18,671,190	67,530	8,959,668	123,369	27,630,858	1880
39,643	3,292,819	52,678	19,057,878	74,612	9,861,320	127,290	28,919,198	1881
38,034	2,597,510	58,057	19,578,421	73,329	8,592,525	131,386	28,170,946	1882
40,607	3,306,968	55,824	20,079,035	74,166	9,375,266	129,990	29,454,301	1883
45,784	3,317,017	55,555	20,325,352	78,971	9,507,381	134,526	29,832,733	1884
47,375	3,155,750	56,645	21,095,856	76,654	8,333,278	133,299	30,029,134	1885
52,625	3,634,112	59,145	21,406,328	82,243	8,931,178	141,388	30,337,506	1886
59,382	4,349,837	60,629	21,638,852	93,493	9,965,823	154,122	31,604,675	1887
58,650	4,112,024	65,687	24,278,497	98,732	9,728,090	164,419	34,006,587	1888
61,711	4,199,062	70,044	26,227,885	99,060	9,660,913	169,104	35,888,798	1889
68,600	5,297,610	82,551	29,863,695	109,003	11,379,520	191,554	41,243,215	1890
67,517	5,334,441	89,506	32,585,368	105,387	11,203,410	194,893	43,788,778	1891
63,796	5,163,364	88,494	32,695,729	99,285	11,106,645	187,779	43,802,374	1892
59,231	4,715,668	90,420	32,764,006	91,024	10,354,651	181,444	43,118,657	1893
57,723	4,897,497	95,491	36,163,278	89,384	10,750,771	184,875	46,914,049	1894
58,154	4,608,560	92,548	34,856,016	86,270	9,718,381	178,818	44,574,397	1895
58,523	4,917,254	100,966	39,041,492	89,035	10,260,734	190,001	49,302,226	1896
60,022	5,290,573	96,497	40,108,770	88,016	10,533,142	184,513	50,641,912	1897
66,599	5,813,482	112,009	43,504,055	94,883	10,876,011	206,892	54,380,066	1898
64,056	6,238,742	115,229	44,979,634	90,957	10,994,907	206,186	55,974,541	1899
64,249	5,695,371	121,958	49,734,515	92,711	10,811,310	214,669	60,545,825	1900
59,778	6,325,263	125,308	49,545,882	83,430	10,928,722	208,738	60,474,604	1901
65,513	7,220,400	141,712	58,735,478	94,458	11,990,833	236,170	70,726,311	1902
61,064	6,712,914	163,366	66,790,766	89,124	11,944,635	252,490	78,645,401	1903

3-4 EDWARD VII., A. 1904

No. 25. STATEMENT showing the Number and Tonnage of Sea-going Vessels
June 30, 1901,

NATIONALITY.	1901.							
	Entered.		Cleared.		Totals.		Entered.	
	No. of Vessels.	Tons Register.	No. of Vessels.	Tons Register.	No. of Vessels.	Tons Register.	No. of Vessels.	Tons Register.
Canadian	4,988	827,495	4,922	849,643	9,910	1,677,138	5,695	929,173
British	2,344	3,639,246	1,975	3,054,887	4,319	6,694,133	2,242	3,704,666
Argentine	1	1,135	1	1,135
Austrian	15	14,204	19	21,780	34	35,984	13	21,611
Belgian	4	7,754	3	5,939	7	13,693	1	2,339
Chilian	7	6,408	5	4,116	12	10,524	1	1,034
Chinese	2	1,803
Cuban
Danish	7	12,328	8	11,913	15	24,241	11	16,669
Dutch	5	5,531	5	8,295	10	13,826	6	11,054
French	115	41,961	129	43,371	244	85,332	137	32,626
German	79	149,980	64	122,529	143	272,509	60	139,891
Italian	60	57,314	65	62,339	125	119,653	59	47,489
Japanese	24	66,761	13	34,912	37	101,673	47	159,965
Mexican	1	514	1	514	1	976
Norwegian and Sweden	689	835,401	770	928,658	1,459	1,764,059	562	666,313
Peruvian	1	398	1	398
Portuguese	5	858	2	352	7	1,210	5	1,405
Russian	9	7,723	22	43,443	31	51,166	13	7,506
Spanish	4	7,194	1	93	5	7,287	3	3,506
United States	5,394	1,832,527	4,949	1,834,925	10,343	3,667,452	6,488	1,853,949
Uruguayan	1	1,135	1	1,135	2	1,059
Totals	13,752	7,514,732	12,953	7,028,330	26,705	14,543,062	15,339	7,603,034

SESSIONAL PAPER No. 10

Entered at and Cleared from Canadian Ports during the Fiscal Years ended 1902 and 1903.

1902.				1903.					
Cleared.		Totals.		Entered.		Cleared.		Totals.	
No. of Vessels.	Tons Register.	No. of Vessels.	Tons Register.	No. of Vessels.	Tons Register.	No. of Vessels.	Tons Register.	No. of Vessels.	Tons Register.
5,718	1,008,054	11,413	1,937,227	5,531	977,105	5,751	1,108,463	11,282	2,085,568
2,121	3,161,258	4,363	6,865,924	2,379	4,092,286	2,268	3,661,502	4,647	7,753,788
16	23,122	29	44,733	1	1,354	1	1,354	2	2,708
2	2,430	3	4,769	8	10,863	9	13,750	17	24,613
3	2,930	4	3,964	2	4,377	1	2,333	3	6,710
		2	1,803	8	9,641	8	9,641	16	19,282
				1	1,338	1	1,338	2	2,676
16	21,451	27	38,120	60	95,181	56	86,700	116	181,881
11	17,465	17	28,519	1	2,014			1	2,014
148	34,906	285	67,532	151	32,939	157	30,577	308	63,516
64	149,857	124	289,748	81	195,525	86	208,855	167	404,380
48	48,847	98	96,336	43	46,277	44	42,482	87	88,759
47	160,016	94	319,981	53	188,040	54	188,070	107	376,110
		1	976						
593	759,154	1,155	1,425,467	586	799,120	650	887,514	1,236	1,686,634
5	1,525	10	2,930	1	320			1	320
13	8,554	26	16,060	13	12,021	14	11,975	27	23,996
4	3,599	7	7,105	1	1,826	3	4,244	4	6,070
6,157	1,724,721	12,645	3,578,670	5,357	1,578,083	4,949	1,529,161	10,306	3,107,244
1	565	3	1,624	1	2,206	2	2,700	3	4,906
14,967	7,128,454	30,306	14,731,488	14,278	8,050,516	14,054	7,790,659	28,332	15,841,175

3-4 EDWARD VII., A. 1904

No. 26.—STATEMENT showing the Number and Tonnage of British (including Canadian) Canadian Ports during the Fiscal Years

NATIONALITY.	1901.							
	Entered.		Cleared.		Totals.		Entered.	
	No. of Vessels.	Tons Register.	No. of Vessels.	Tons Register.	No. of Vessels.	Tons Register.	No. of Vessels.	Tons Register.
<small>W. I. A.</small> British and Canadian—								
Steam	3,067	3,921,652	2,792	3,424,192	5,859	7,345,844	3,098	4,041,070
Sail	4,265	545,089	4,101	478,738	8,366	1,023,827	4,839	592,769
Totals.....	7,332	4,466,741	6,893	3,902,930	14,225	8,369,671	7,937	4,633,839
Foreign—								
Steam	3,517	2,347,821	3,113	2,279,731	6,630	4,627,552	3,599	2,296,536
Sail	2,903	700,170	2,947	845,669	5,850	1,545,839	3,803	672,659
Totals.....	6,420	3,047,991	6,060	3,125,400	12,480	6,173,391	7,402	2,969,195
Totals—								
Steam.....	6,584	6,269,473	5,905	5,703,923	12,489	11,973,396	6,697	6,337,606
Sail.....	7,168	1,245,259	7,048	1,324,407	14,216	2,569,666	8,642	1,265,428
Totals.....	13,752	7,514,732	12,953	7,028,330	26,705	14,543,062	15,339	7,603,034

SESSIONAL PAPER No. 10

and Foreign Sea-going Vessels (both Steam and Sail) Entered at and Cleared from ended June 30, 1901, 1902 and 1903.

1902.				1903.					
Cleared.		Totals.		Entered.		Cleared.		Totals.	
No. of Vessels.	Tons Register.	No. of Vessels.	Tons Register.	No. of Vessels.	Tons Register.	No. of Vessels.	Tons Register.	No. of Vessels.	Tons Register.
2,923	3,588,528	6,021	7,629,598	3,118	4,410,442	3,082	4,081,388	6,200	8,491,830
4,916	580,784	9,755	1,173,553	4,792	658,949	4,937	688,577	9,729	1,347,526
7,839	4,169,312	15,776	8,803,151	7,910	5,069,391	8,019	4,769,965	15,929	9,839,356
3,306	2,291,965	6,905	4,588,501	3,212	2,401,265	3,001	2,450,638	6,213	4,851,903
3,822	667,177	7,625	1,339,836	3,156	579,860	3,034	570,056	6,190	1,149,916
7,128	2,959,142	14,530	5,928,337	6,368	2,981,125	6,035	3,020,694	12,403	6,001,819
6,229	5,880,493	12,926	12,218,099	6,330	6,811,707	6,483	6,532,026	12,413	13,343,733
8,738	1,247,961	17,380	2,513,389	7,948	1,238,809	7,971	1,258,633	15,919	2,497,442
14,967	7,128,454	30,306	14,731,488	14,278	8,050,516	14,054	7,790,659	28,332	15,841,175

3-4 EDWARD VII., A. 1904

No. 27.—STATEMENT showing the Number and Tonnage of Sea-going Vessels (both during the Fiscal Years ended

PORTS.	1901.							
	Entered.		Cleared.		Totals.		Entered.	
	No. of Vessels.	Tons Register.	No. of Vessels.	Tons Register.	No. of Vessels.	Tons Register.	No. of Vessels.	Tons Register.
Charlottetown, P.E.I.—								
Steam.....	43	59,790	64	71,338	107	128,128	56	42,286
Sail.....	26	4,242	14	1,028	40	5,270	17	2,688
Totals.....	69	61,032	78	72,366	147	133,398	73	44,974
Chatham, N.B.—								
Steam.....	19	29,961	23	35,169	42	65,130	27	42,070
Sail.....	59	37,432	59	36,222	118	73,654	32	23,771
Totals.....	78	67,393	82	71,391	160	138,784	59	65,841
Comox, B.C.—								
Steam.....	141	134,784	175	153,422	316	288,206	108	105,563
Sail.....	30	35,279	25	31,463	55	66,742	15	23,132
Totals.....	171	170,063	200	184,885	371	354,948	123	128,695
Halifax, N.S.—								
Steam.....	467	722,681	453	727,511	920	1,450,192	442	663,951
Sail.....	493	84,414	609	92,927	1,102	177,341	569	76,867
Totals.....	960	807,095	1,062	820,438	2,022	1,627,533	1,011	740,818
Hillsboro, N.B.—								
Steam.....	8	6,832			8	6,832	4	2,796
Sail.....	78	33,476	135	53,817	213	87,293	107	42,547
Totals.....	86	40,308	135	53,817	221	94,125	111	45,343
Louisbourg, N.S.—								
Steam.....	216	344,216	243	417,758	459	761,974	172	321,050
Sail.....	76	7,621	21	1,508	97	9,129	77	6,129
Totals.....	292	351,837	264	419,266	556	771,103	249	327,179
Montreal, Que.—								
Steam.....	412	1,042,981	439	1,058,359	851	2,101,340	388	986,802
Sail.....	13	6,743	5	1,692	18	8,435	13	5,225
Totals.....	425	1,049,724	444	1,060,051	869	2,109,775	401	992,027
Nanaimo, B.C.—								
Steam.....	130	216,826	149	221,556	279	438,382	121	185,555
Sail.....	1	932	1	932	2	1,864	6	770
Totals.....	131	217,758	150	222,488	281	440,246	127	186,325
Newcastle, N.B.—								
Steam.....	17	27,098	16	24,328	33	51,426	14	20,375
Sail.....	35	23,276	46	27,417	81	50,693	25	13,475
Totals.....	52	50,374	62	51,745	114	102,119	39	33,850
North Sydney, N.S.—								
Steam.....	257	166,486	236	112,005	493	278,491	244	115,525
Sail.....	462	36,086	376	38,484	838	74,570	580	47,148
Totals.....	719	202,572	612	150,489	1,331	353,061	824	162,673

SESSIONAL PAPER No. 10

Steam and Sail), Entered at and Cleared from the following Principal Ports in Canada June 30, 1901, 1902 and 1903.

1902.				1903.					
Cleared.		Totals.		Entered.		Cleared.		Totals.	
No. of Vessels.	Tons Register.	No. of Vessels.	Tons Register.	No. of Vessels.	Tons Register.	No. of Vessels.	Tons Register.	No. of Vessels.	Tons Register.
79	67,305	135	109,591	49	50,116	86	82,975	135	133,091
21	1,696	38	4,384	24	3,120	20	1,939	44	5,059
100	69,001	173	113,975	73	53,236	106	84,914	179	138,150
31	48,325	58	90,395	29	43,785	28	41,765	57	85,550
41	23,905	73	47,676	32	16,895	43	20,634	75	37,529
72	72,230	131	138,071	61	60,680	71	62,399	132	123,079
101	94,598	209	200,161	105	103,700	105	103,700	210	207,400
13	20,535	28	43,667	7	12,141	7	12,141	14	24,282
114	115,133	237	243,828	112	115,841	112	115,841	224	231,682
421	601,449	863	1,265,400	506	819,538	476	770,863	982	1,590,401
617	75,119	1,186	151,986	678	79,541	740	74,635	1,418	154,176
1,033	676,568	2,049	1,417,386	1,184	899,079	1,216	845,498	2,400	1,744,577
5	3,495	9	6,291	14	9,786	14	9,786	28	19,572
160	58,074	267	100,621	100	37,191	135	48,731	235	85,922
165	61,569	276	106,912	114	46,977	149	58,517	263	105,494
195	375,001	367	696,051	183	342,462	229	425,955	412	768,417
52	4,064	129	10,193	136	18,492	100	10,846	236	29,338
247	379,065	496	706,244	319	360,954	329	436,801	648	797,755
391	959,735	779	1,946,537	417	1,154,614	438	1,154,097	855	2,308,711
25	35,988	38	41,213	4	2,343	3	1,916	7	4,259
416	995,723	817	1,987,750	421	1,156,957	441	1,156,013	862	2,312,970
167	198,417	288	383,972	111	122,041	168	137,853	279	259,894
10	1,234	16	2,004	9	11,968	9	11,167	18	23,135
177	199,651	304	385,976	120	134,009	177	149,020	297	283,029
14	20,629	28	41,004	15	22,456	17	25,919	32	48,375
36	14,419	61	27,894	22	13,211	33	12,486	55	25,697
50	35,048	89	68,898	37	35,667	50	38,405	87	74,072
263	142,519	507	258,044	235	168,466	284	197,474	539	365,940
391	32,559	971	79,707	659	48,927	465	37,069	1,124	85,996
654	175,078	1,478	337,751	914	217,393	749	234,543	1,663	451,936

3-4 EDWARD VII., A. 1904

No. 27.—STATEMENT showing the Number and Tonnage

PORTS.	1901.							
	Entered.		Clear-d.		Totals.		Entered.	
	No. of Vessels.	Tons Register.	No. of Vessels.	Tons Register.	No. of Vessels.	Tons Register.	No. of Vessels.	Tons Register.
Parrsboro, N.S.—								
Steam	7	14,887	8	14,861	15	29,248	5	9,112
Sail	65	17,663	62	23,963	127	41,626	152	26,983
Totals	72	32,050	70	38,824	142	70,874	157	36,095
Quebec, Que.								
Steam	239	640,894	153	389,179	392	1,030,073	243	698,054
Sail	37	22,629	37	26,465	74	49,094	35	23,686
Totals	276	663,523	190	415,644	466	1,079,167	278	721,740
St. Andrews, N.B.—								
Steam	320	15,193	337	15,065	666	30,168	346	53,373
Sail	131	4,408	117	2,344	248	6,752	431	6,717
Totals	460	19,511	454	17,409	914	36,920	777	60,090
St. John, N.B.—								
Steam	455	519,691	330	335,791	785	855,482	501	659,632
Sail	1,208	148,536	1,135	142,822	2,343	291,358	1,523	171,763
Totals	1,663	668,227	1,465	478,613	3,128	1,146,840	2,024	831,395
Sydney, N.S.—								
Steam	206	360,188	91	159,711	297	519,899	227	403,318
Sail	59	6,119	20	4,893	79	11,012	22	4,228
Totals	265	366,307	111	164,604	376	530,911	249	407,546
Vancouver, B.C.—								
Steam	536	388,148	543	429,451	1,079	817,599	698	492,878
Sail	60	65,430	59	61,513	119	126,943	66	53,737
Totals	596	453,578	602	490,964	1,198	944,542	764	546,615
Victoria, B.C.—								
Steam	1,262	871,293	1,367	949,031	2,629	1,820,324	1,281	939,989
Sail	179	120,463	84	29,209	263	149,672	103	49,617
Totals	1,441	991,756	1,451	978,240	2,892	1,969,996	1,384	989,606
Yamouth, N.S.—								
Steam	295	211,656	304	219,121	599	430,777	236	143,844
Sail	345	49,973	322	31,945	667	72,918	311	32,966
Totals	640	252,629	626	251,066	1,266	503,695	547	176,810
Other Ports—								
Steam	1,545	499,458	974	370,267	2,519	869,725	1,584	451,433
Sail	3,811	549,537	3,921	715,763	7,732	1,265,300	4,558	653,979
Totals	5,356	1,048,995	4,895	1,086,030	10,251	2,135,025	6,142	1,105,412
Total Ports—								
Steam	6,584	6,269,473	5,905	5,793,923	12,489	11,973,396	6,697	6,337,606
Sail	7,168	1,245,259	7,048	1,324,407	14,216	2,569,666	8,642	1,265,428
Totals	13,752	7,514,732	12,953	7,028,330	26,705	14,543,062	15,339	7,603,034

SESSIONAL PAPER No. 10

of Sea-going Vessels (both Steam and Sail.)—*Concluded.*

1902.				1903.					
Cleared.		Totals.		Entered.		Cleared.		Totals.	
No. of Vessels.	Tons Register.	No. of Vessels.	Tons Register.	No. of Vessels.	Tons Register.	No. of Vessels.	Tons Register.	No. of Vessels.	Tons Register.
23	10,840	28	19,952	7	11,422	9	15,745	16	27,167
123	21,702	275	48,685	328	82,734	347	82,805	675	165,539
146	32,542	303	68,637	335	94,156	356	98,550	691	192,706
171	450,633	414	1,148,690	222	727,769	179	522,041	401	1,249,810
30	24,607	65	48,293	34	22,402	36	24,132	70	46,534
201	475,242	479	1,196,983	256	750,171	215	546,173	471	1,296,344
352	65,548	698	118,921	282	33,841	269	17,312	551	51,153
406	3,343	837	10,060	145	4,330	138	2,145	283	6,475
758	68,891	1,535	128,981	427	38,171	407	19,457	834	57,628
457	441,796	958	1,101,428	392	633,639	303	407,644	695	1,041,283
1,478	167,205	3,001	338,968	1,038	113,545	991	144,471	2,029	258,016
1,935	609,001	3,959	1,440,396	1,430	747,184	1,294	552,115	2,724	1,299,299
222	381,605	449	784,923	301	519,275	342	559,416	643	1,078,691
253	19,140	275	23,368	58	18,240	259	28,230	317	46,470
475	490,745	724	808,291	359	537,515	601	587,646	960	1,125,161
708	487,964	1,406	980,842	715	511,674	739	495,274	1,454	1,006,948
63	46,981	129	100,718	72	54,286	72	60,122	144	114,408
771	534,945	1,535	1,081,560	787	565,960	811	555,396	1,598	1,121,356
1,291	923,136	2,572	1,863,125	1,179	995,651	1,168	973,149	2,347	1,968,800
78	20,619	181	70,236	92	57,733	64	29,745	156	87,478
1,369	943,755	2,753	1,933,361	1,271	1,053,384	1,232	1,002,894	2,503	2,056,278
212	140,303	448	284,147	206	134,789	208	139,673	414	274,462
369	37,548	680	70,514	351	40,165	368	36,535	719	76,700
581	177,851	1,128	354,661	557	174,954	576	176,208	1,133	351,162
1,126	467,192	2,710	918,625	1,342	406,683	1,021	451,385	2,363	858,068
4,572	639,223	9,130	1,293,202	4,159	601,545	4,141	618,584	8,300	1,220,429
5,698	1,106,415	11,840	2,211,827	5,501	1,008,228	5,162	1,070,269	10,663	2,078,497
6,229	5,880,493	12,926	12,218,099	6,330	6,811,707	6,083	6,532,026	12,413	13,343,733
8,738	1,247,961	17,380	2,513,389	7,948	1,238,809	7,971	1,258,633	15,919	2,497,442
14,967	7,128,454	30,306	14,731,488	14,278	8,050,516	14,054	7,790,659	28,332	15,841,175

3-4 EDWARD VII., A. 1904

No. 28.—STATEMENT showing the Number and Tonnage of Vessels (both Steam and including Ferries, which Arrived at and Departed from Canadian

NATIONALITY.	1901.							
	Arrived.		Departed.		Totals.		Arrived.	
	No. of Vessels.	Tons Register.	No. of Vessels.	Tons Register.	No. of Vessels.	Tons Register.	No. of Vessels.	Tons Register.
Canadian—								
Steam...	8,649	3,077,034	8,191	2,843,103	16,840	5,920,137	9,303	3,480,020
Sail.....	1,724	412,344	1,737	530,470	3,461	942,814	1,693	365,219
Totals.	10,373	3,489,378	9,928	3,373,573	20,301	6,862,951	10,996	3,845,239
United States—								
Steam.....	7,399	1,725,449	7,452	1,807,367	14,851	3,532,816	8,668	3,010,718
Sail.....	3,042	505,748	2,933	555,231	5,975	1,090,979	3,921	739,784
Totals.	10,441	2,231,197	10,385	2,392,598	20,826	4,623,795	12,589	3,750,502
Totals—								
Steam.....	16,048	4,802,483	15,643	4,650,470	31,691	9,452,953	17,971	6,490,738
Sail.....	4,766	918,092	4,670	1,115,701	9,436	2,033,793	5,614	1,105,003
Totals.	20,814	5,720,575	20,313	5,766,171	41,127	11,486,746	23,585	7,595,741

SESSIONAL PAPER No. 10

Sail) Trading on the Lakes and Rivers between Canada and the United States, not Ports during the Fiscal Years ended June 30, 1901, 1902 and 1903.

1902.				1903.					
Departed.		Totals.		Arrived.		Departed.		Totals.	
No. of Vessels.	Tons Register.	No. of Vessels.	Tons Register.	No. of Vessels.	Tons Register.	No. of Vessels.	Tons Register.	No. of Vessels.	Tons Register.
8,904	3,446,775	18,207	6,926,795	8,943	4,055,084	8,119	3,418,585	17,062	7,473,669
1,889	425,287	3,582	790,506	1,604	409,383	1,586	514,320	3,190	923,703
10,793	3,872,062	21,789	7,717,301	10,547	4,464,467	9,705	3,932,905	20,252	8,397,372
8,967	3,099,359	17,635	6,110,077	15,931	3,734,260	16,260	3,871,660	32,191	7,605,920
4,062	726,754	7,983	1,466,538	4,341	908,659	4,610	901,917	8,951	1,810,576
13,029	3,826,113	25,618	7,576,615	20,272	4,642,919	20,870	4,773,577	41,142	9,416,496
17,871	6,546,134	35,842	13,036,872	24,874	7,789,344	24,379	7,290,245	49,253	15,079,589
5,951	1,152,041	11,565	2,257,044	5,945	1,318,042	6,196	1,416,237	12,141	2,734,279
23,822	7,698,175	47,407	15,293,916	30,819	9,107,386	30,575	8,706,482	61,394	17,813,868

3-4 EDWARD VII., A. 1904

No. 29.—STATEMENT showing the Number and Tonnage of Vessels (both Steam and Canadian Ports during the Fiscal Years

1901.

NATIONALITY.	Arrived.		Departed.		Totals.		Arrived.	
	No. of Vessels.	Tons Register.	No. of Vessels.	Tons Register.	No. of Vessels.	Tons Register.	No. of Vessels.	Tons Register.
British and Canadian—								
Steam	41,295	14,274,167	38,212	12,912,584	79,507	27,186,751	17,514	17,151,990
Sail	29,186	3,076,526	29,609	3,047,200	58,795	6,123,726	32,478	3,594,577
Totals	70,481	17,350,693	67,821	15,959,784	138,302	33,310,477	79,992	20,746,567
Foreign—								
Steam	812	471,073	809	461,709	1,621	932,782	871	423,337
Sail	511	106,193	472	95,344	983	201,537	380	75,745
Totals	1,323	577,266	1,281	557,053	2,604	1,134,319	1,251	499,082
Totals—								
Steam	42,107	14,745,240	39,021	13,374,293	81,128	28,119,533	18,385	17,575,327
Sail	29,697	3,182,719	30,081	3,142,544	59,778	6,325,263	32,858	3,670,322
Totals	71,804	17,927,959	69,102	16,516,837	140,906	34,444,796	81,243	21,245,649

SESSIONAL PAPER No. 10

Sail) Employed in the Coasting Trade of Canada, which Arrived at and Departed from ended June 30, 1901, 1902 and 1903.

1902.				1903.					
Departed.		Totals.		Arrived.		Departed.		Totals.	
No. of Vessels.	Tons Register.	No. of Vessels.	Tons Register.	No. of Vessels.	Tons Register.	No. of Vessels.	Tons Register.	No. of Vessels.	Tons Register.
43,710	15,515,598	91,224	32,667,588	51,400	19,178,925	47,826	17,627,104	99,226	36,806,029
32,292	3,474,328	64,770	7,068,905	30,360	3,323,715	30,243	3,302,362	60,603	6,626,077
76,002	18,989,926	155,994	39,736,493	81,760	22,502,640	78,069	20,929,466	159,829	43,432,106
849	389,582	1,720	812,919	1,241	738,580	1,233	732,835	2,474	1,471,415
363	75,750	743	151,495	250	43,850	211	42,987	461	86,837
1,212	465,332	2,463	964,414	1,491	782,430	1,444	775,822	2,935	1,558,252
44,559	15,905,180	92,944	33,480,507	52,641	19,917,505	49,059	18,359,939	101,700	38,277,444
32,655	3,550,078	65,513	7,220,400	30,610	3,367,565	30,454	3,345,349	61,064	6,712,914
77,214	19,455,258	158,457	40,700,907	83,251	23,285,070	79,513	21,705,288	162,764	44,990,358

3-4 EDWARD VII., A. 1904

R E C A P I T U

No. 30.—STATEMENT showing the Number and Tonnage of Vessels, including those during the Fiscal Years ended

NATIONALITY.	1901.						Arrived.	
	Arrived.		Departed.		Totals.			
	No. of Vessels	Tons Register.	No. of Vessels.	Tons Register.	No. of Vessels.	Tons Register.	No. of Vessels.	Tons Register.
Sea-going vessels—								
British and Canadian..	7,332	4,466,741	6,893	3,902,930	14,225	8,369,671	7,937	4,633,839
Foreign	6,420	3,047,991	6,060	3,125,400	12,480	6,173,391	7,402	2,969,195
Totals.....	13,752	7,514,732	12,953	7,028,330	26,705	14,543,062	15,339	7,603,034
Vessels trading on lakes and rivers between Canada and the United States—								
Canadian....	10,373	3,489,378	9,928	3,373,573	20,301	6,862,951	10,996	3,845,239
United States	10,441	2,231,197	10,385	2,392,598	20,826	4,623,795	12,589	3,750,502
Totals.....	20,814	5,720,575	20,313	5,766,171	41,127	11,486,746	23,585	7,595,741
Vessels employed in the coasting trade—								
British and Canadian	70,481	17,350,693	67,821	15,959,784	138,302	33,310,477	79,992	20,746,567
Foreign.....	1,323	577,266	1,281	557,053	2,604	1,134,319	1,251	499,082
Totals.....	71,804	17,927,959	69,102	16,516,837	140,906	34,444,796	81,243	21,245,649
Recapitulation—								
British and Canadian..	88,186	25,306,812	84,642	23,236,287	172,828	48,543,099	98,025	29,225,645
Foreign	18,184	5,856,454	17,726	6,075,051	35,910	11,931,505	21,242	7,218,779
Totals.....	106,370	31,163,266	102,368	29,311,338	208,738	60,474,604	120,167	36,444,424

SESSIONAL PAPER No. 10

L A T I O N .

Employed on Inland Waters, which Arrived at and Departed from Canadian Ports
June 30, 1901, 1902 and 1903.

1902.				1903.					
Departed.		Totals.		Arrived.		Departed.		Totals.	
No. of Vessels.	Tons Register.	No. of Vessels.	Tons Register.	No. of Vessels.	Tons Register.	No. of Vessels.	Tons Register.	No. of Vessels.	Tons Register.
7,839	4,169,312	15,776	8,803,151	7,910	5,069,391	8,019	4,769,965	15,929	9,839,356
7,128	2,959,142	14,530	5,928,337	6,368	2,981,125	6,035	3,020,694	12,403	6,001,819
14,967	7,128,454	30,306	14,731,488	14,278	8,050,516	14,054	7,790,659	28,332	15,841,175
10,793	3,872,062	21,789	7,717,301	10,547	4,464,467	9,705	3,932,905	20,252	8,397,372
13,029	3,826,113	25,618	7,576,615	20,272	4,642,919	20,870	4,773,577	41,142	9,416,496
23,822	7,698,175	47,407	15,293,916	30,819	9,107,386	30,575	8,706,482	61,394	17,813,868
76,002	18,989,926	155,994	39,736,493	81,760	22,502,640	78,069	20,929,466	159,829	43,432,106
1,212	465,332	2,463	964,414	1,491	782,430	1,444	775,822	2,935	1,558,252
77,214	19,455,258	158,457	40,700,907	83,251	23,285,070	79,513	21,705,288	162,764	44,990,358
94,634	27,031,300	193,559	56,256,945	100,217	32,036,498	95,793	29,632,336	196,010	61,668,834
21,369	7,250,587	42,611	14,469,366	28,131	8,406,474	28,349	8,570,093	56,480	16,976,567
116,003	34,281,887	236,170	70,726,311	128,348	40,442,972	124,142	38,202,429	252,490	78,645,401

SESSIONAL PAPER No. 10

WHEAT AND OTHER GRAIN—Continued.

DISTRICTS.	OTHER GRAIN.												
	Indian Corn.						Oats.						
	No. 2.	Am- erican No. 2.	Am- erican No. 3.	American Corn Rejected.	No Grade.	Mixed.	Re- jected.	No. 1.	No. 2.	No. 3.	Re- jected.	Mixed No. 2.	Mixed No. 3.
Ctls.	Ctls.	Ctls.	Ctls.	Ctls.	Ctls.	Ctls.	Ctls.	Ctls.	Ctls.	Ctls.	Ctls.	Ctls.	Ctls.
Kingston.....	8,960	400					6,582	146,771	75,743	3,166	748	1,449	340
Peterborough.....								144,044	59,633	768	2,691		
Toronto.....	6,328	800			1,200		2,000	193,431	1,743,235	338,326	43,112	75,894	4,050
Montreal.....							4,704	94,044	892,982	145,384	14,234		
Winnipeg.....								278,800	357,260	27,880	86,360		
Totals.....	15,288	1,200	1,230,488	13,888	392	1,200	13,286	857,090	3,130,883	515,524	177,145	77,343	4,890

WHEAT AND OTHER GRAIN—Continued.

DISTRICTS.	OTHER GRAIN—Continued.																			
	Oats—Concluded				Buckwheat.				Barley.				Speltz.				Rye.			
	Mixed Re- jected.	Am- erican No. 2.	No. 2.	No. 3.	Re- jected.	No. 1.	No. 2.	No. 3 Extra.	No. 3.	No. 4.	Re- jected.	No. 1.	No. 1.	No. 2.	No. 3.	Am- erican No. 2.	Re- jected.	No. 2.	No. 3.	Am- erican No. 2.
Ctls.	Ctls.	Ctls.	Ctls.	Ctls.	Ctls.	Ctls.	Ctls.	Ctls.	Ctls.	Ctls.	Ctls.	Ctls.	Ctls.	Ctls.	Ctls.	Ctls.	Ctls.	Ctls.	Ctls.	Ctls.
Kingston.....	408		17,295	672	4,263	768	62,306	78,582		576					85,793					439
Peterborough.....			11,484		439		32,816	8,313							31,158					400
Toronto.....	3,969		46,598		5,130	3,792	266,214	202,083		15,508					186,125					3,952
Montreal.....			129,048		7,536	768	59,760	46,944	384	1,132					76,496					784
Winnipeg.....						1,360	10,880	68,440	57,840	9,900	2,720	680								
Totals.....	4,377	71,740	204,425	5,040	17,368	6,601	431,976	404,352	58,224	27,136	2,720	680	379,572	12,417	301,556					5,575

SESSIONAL PAPER No. 10

No. 32.—STATEMENT showing Quantity of Hay inspected, and Fees collected on same for the Fiscal Year ended June 30, 1903.

DISTRICTS.	HAY.										Fees. \$ cts.
	Timothy.			Clover.		Mixed.			Shipping grade.	No grade.	
	No. 1.	No. 2.	No. 3.	No. 1.	No. 2.	No. 1.	No. 2.	No. 3.			
	Tons.	Tons.	Tons.	Tons.	Tons.	Tons.	Tons.	Tons.	Tons.	Tons.	
Toronto.....	185	109	10	5	61 40
Montreal.....	10	4,460	769	476	2,141	43	14,367	367	1,918 13
Totals.....	195	4,569	779	..	476	2,141	43	14,367	372	1,979 53

No. 33.—STATEMENT showing Quantity of Fish and Fish Oils inspected, and Fees collected on same for the Fiscal Year ended June 30, 1903.

PICKLED FISH.

DISTRICTS.	Salmon.		Sea Trout.		Mack-erel.	Herring.		Gaspereau and Alewives.	Codfish.		Other Fish.		Fees. \$ cts.	
	Tes.	Brls.	$\frac{1}{2}$ brls.	Brls.	$\frac{1}{2}$ brls.	Brls.	Brls.	$\frac{1}{2}$ brls.	Brls.	Brls.	$\frac{1}{2}$ brls.	Brls.		$\frac{1}{2}$ brls.
	Quebec.....	179	2	14	1	1,297	450	1,306	3	138		1
St. John.....	285	11,333	356 58	
Halifax.....	317	797	8	200	5	717	101	278 73	
Lunenburg	279	69	32 73	
Totals.....	317	976	10	214	6	996	1,651	11,783	101	1,306	3	138	1	889 21

FISH OIL.

DISTRICTS.	Seal Oil.					Whale Oil.		Porpoise Oil.	Cod Oil.				Hake Oil.	Fees. \$ cts.				
	No. 2, Pale.		No. 3, Straw.		No. 4, Brown.		No. 5, Dark Brown.	No. 1, Pale.	No. 2, Straw.	No. 2, Straw.		A.	B.		A.	Follock Oil.	Other Fish Oil.	
	Pun.	Tes.	Brls.	Pun.	Tes.	Brls.	Pun.	Tes.	Brls.	Tes.	Brls.	Pun.	Tes.		Brls.	Pun.	Tes.	Brls.
Quebec.....	1	65	8	11	418	2	1	50 70
St. John.....	3	1	272	430	106 80
Halifax.....	352	169	113	18	4	6	901	98	30	11 31	345 60
Lunenburg	18	282	55 20
Totals.....	353	234	121	18	4	9	11	1 18	1,601	272	100	30	430	11 32	558 30

3-4 EDWARD VII., A. 1904

No. 34.—STATEMENT showing Quantity of Pot and Pearl Ashes inspected, and Fees collected on same for the Fiscal Year ended June 30, 1903.

ASHES.

DISTRICTS.	POT.			PEARL.			Fees.
	First Sort.	Second Sort.	Third Sort.	First Sort.	Second Sort.	Third Sort.	
Montreal.....	611	90	212	§ cts. 1,386 56

No. 35.—STATEMENT showing Quantity of Leather and Hides inspected, and Fees collected on same for the Fiscal Year ended June 30, 1903.

DISTRICTS.	Leather Sides.	Hides.			Calf Skins.			Fees.
	No. 1.	No. 1.	No. 2.	No. 3.	No. 1.	No. 2.	No. 3.	
Hamilton.....	11,025	5,813	508	§ cts. 867 30
Kingston.....	3,562	125	150	191 95
Ottawa.....	Nil.
Toronto.....	44,757	35,508	10,558	4,540 15
Levis.....	4,350	2,715	240	364 38
Montreal.....	75,161	19,737	15,438	5,510 75
Quebec.....	240	17,535	11,913	1,547	1,546 40
St. John.....	6,332	453	241	350 83
Winnipeg.....	Nil.
Totals.....	240	162,722	76,264	28,682	13,371 76

CULLING OF LUMBER.

No. 36.—STATEMENT showing Quantity of Lumber measured, culled and counted at the Port of Quebec for the Fiscal Year ended June 30, 1903.

Pieces.	Description.	Measured, culled and counted.	Tons Standard.	Rate.	Cullers' Fees.	Total accrued.
				Cts.	\$ cts.	\$ cts.
23,907	Waney white pine	Stringed	33,204			
13	" oak	"	17			
2	" elm	"	1			
3,855	" ash	"	2,067			
12,486	" birch	"	6,329			
85	" maple	"	65			
9	" hickory	"	7			
1,468	" walnut	"	633			
155	" whitewood	"	169			
22	" cherry	"	7			
52	" redwood	"	109			
4	" chestnut	"	8			
			42,616	10	4,261 60	
7,429	Square white pine.	Measured	6,630	7	464 10	
779	" red	"	740			
12,123	" oak	"	18,649			
8,375	" elm	"	8,764			
139	" hickory	"	133			
3	" birch	"	1			
12	" redwood	"	17			
			28,304	9	2,547 36	7,273 06

3-4 EDWARD VII., A. 1904

No. 37.—STATEMENT showing the Quantity of Excise Goods manufactured and Entered in each Fiscal Year ended June 30, 1899 to 1903, inclusive, and of the Quantity

	1899.			1900.		
	Manufactured Quantity.	Entered for Consumption.	Revenue accrued.	Manufactured Quantity.	Entered for Consumption.	Revenue accrued.
			\$			\$
Spirits in proof galls.....	3,443,965	2,547,995	4,609,619	2,658,556	2,659,038	4,821,218
Malt liquor, St'd. Galls.....	21,101,873	21,095,019	6,807	23,309,172	23,304,203	7,174
Malt..... Lbs. {	61,020,829	46,212,822	849,468	61,497,029	60,284,064	916,537
	*2,387,782			*2,786,630		
Cigars..... No.	133,134,122	128,919,098	781,319	139,389,477	138,041,707	825,643
Tobacco..... Lbs.	9,908,245	19,968,398		10,615,575	19,949,652	
Cigarettes..... No.	105,359,828	101,143,328	3,320,168	123,267,072	116,061,522	3,281,640
Snuff..... Lbs.	218,225	218,225		219,737	219,737	
Methylated spirits.....			25,049			9,838
Petroleum.....			46,060			5,505
Manufactures in bond.....			49,572			30,192
Seizures.....			10,713			6,071
Other receipts.....			24,192			34,132
Totals.....			9,722,967			9,931,950

	1901.			1902.		
	Manufactured Quantity.	Entered for Consumption.	Revenue accrued	Manufactured Quantity.	Entered for Consumption.	Revenue accrued.
			\$			\$
Spirits in proof galls....	2,652,708	2,863,950	5,180,775	3,234,147	3,123,430	5,620,613
Malt liquor, St'd. Galls..	25,108,254	25,105,612	6,569	27,623,767	27,621,618	6,970
Malt..... Lbs. {	64,095,899	64,723,616	977,330	72,870,605	71,440,519	1,077,809
	*3,565,270			*3,600,214		
Cigars..... No.	141,430,454	141,096,889	837,434	156,686,795	151,780,516	897,360
Tobacco..... Lbs.	11,426,388	20,979,354		11,538,765	22,101,406	
Cigarettes..... No.	125,073,134	121,383,584	3,337,848	138,266,934	134,236,034	3,563,578
Snuff..... Lbs.	199,795	199,795		173,188	173,188	
Methylated spirits.....			73,675			66,785
Acetic acid.....			8,910			8,862
Manufactures in bond...			44,242			45,306
Seizures.....			1,292			1,567
Other receipts.....			29,465			35,419
Totals.....			10,497,540			11,324,269

* Imported.

SESSIONAL PAPER No. 10

for Consumption, the Revenue accrued thereon, and other Excise Revenue accrued remaining in Warehouse at the end of each of the Years named.

	1903.		
	Manufactured Quantity.	Entered for Consumption.	Revenue accrued.
Spirits in proof galls.....	4,063,603	3,208,767	6,162,827
Malt liquor, St'd. Galls.....	25,755,154	25,752,697	9,485
Malt.....Lbs. {	66,492,160	67,608,157	1,020,623
.....Lbs. {	*3,596,116		
Cigars.....No.	171,996,232	168,290,422	998,495
Tobacco.....Lbs.	12,717,753	23,953,286	3,904,617
Cigarettes.....Mo.	178,734,031	176,435,240	
Snuff.....Lbs.	170,622	170,622	
Methylated spirits.....			72,269
Acetic acid.....			6,128
Manufactures in bond.....			45,024
Seizures.....			2,830
Other receipts.....			40,094
Totals.....			12,262,392

* Imported.

QUANTITY Remaining in Warehouse at end of each Year.

	1899.	1900.	1901.	1902.	1903.
Spirits.....Pf. galls.	11,820,992	11,460,127	10,853,570	10,563,408	10,785,088
Malt.....Lbs.	21,782,187	24,521,335	26,074,656	30,256,929	31,454,210
Cigars.....No.	15,776,235	16,925,160	17,048,435	21,822,815	24,760,130
Tobacco, cigarettes and snuff...Lbs.	1,623,194	1,432,998	1,298,005	1,176,869	1,343,064
Methylated spirits.....Pf. galls.	4,443	2,912	3,115	6,213	4,269

3-4 EDWARD VII., A. 1904

CHINESE IMMIGRATION.

NO. 38.—STATEMENT showing the TRANSACTIONS under the CHINESE IMMIGRATION ACTS to June 30, 1903.

The original Act went into force as respects arrivals by vessels sailing from ports in North America on August 20, 1885, and as respects arrivals by other vessels on January 1, 1886, *vide* 48-49 Victoria, chapter 71.

The Act as it appears in the Revised Statutes, chapter 67 (1886), is slightly changed from the original. There have been since then two amendments thereto, *viz.*: as per 50-51 Victoria, chapter 35 (1887) and 55-56 Victoria, chapter 25 (1892).

These general Acts were repealed by the Act 63-64 Victoria, chapter 32, which came into force Jan. 1, 1901. There has been since then one amendment thereto, *viz.*: as per 2 Edward VII., chapter 5 (1902).

The Act 63-64 Victoria, chapter 32 (1900) and Act 2 Edward VII., chapter 5 (1902), are repealed by the Act 3 Edward VII., chapter 8 (1903), which came into force January 1, 1904.

The administration of the Act was by Order in Council of September 1, 1885, assigned to the Department of Customs and transferred to the Department of Trade and Commerce by Order in Council of March 13, 1893.

The annual revenue, expenditure, &c., has been as follows:—

YEARS ENDED JUNE 30.	IMMIGRANTS.		Total Collections from all sources.	Refunds.	Expenses of Collection.	Share of Capitation Fee paid to Provinces.
	Exempts.	Paying Fees.				
	Number.	Number.				
1886.....	1	211	11,693 00	450 00	1,629 26	2,525 00
1887.....		124	7,424 50	2,123 81	1,450 00
1888.....		290	15,694 50	2,041 22	3,587 50
1889.....	112	782	40,808 00	250 00	2,104 25	9,600 00
1890.....	97	1,069	56,258 00	300 00	1,634 99	13,250 00
1891.....	12	2,114	107,785 50	300 00	1,760 79	26,275 00
1892.....	6	3,272	166,502 00	550 00	1,980 36	40,662 50
1893.....	14	2,244	113,491 00	2,100 00	2,534 83	27,387 50
1894.....	22	2,087	105,021 50	500 00	3,469 80	25,437 50
1895.....	22	1,440	72,475 00	550 00	3,287 50	17,200 00
1896.....	24	1,762	88,800 50	950 00	2,873 78	21,312 50
1897.....	24	2,447	123,119 50	1,250 00	2,959 19	29,900 00
1898.....	17	2,175	109,754 00	1,250 00	2,954 57	26,400 00
1899.....	17	4,385	220,309 50	950 00	3,072 89	53,262 50
1900.....	26	4,231	215,102 00	4,950 00	3,195 00	53,462 50
1901.....	26	2,518	178,704 00	3,850 00	3,495 00	43,500 00
1902.....	62	3,525	364,972 00	1,700 00	3,555 81	87,687 50
1903.....	84	5,245	526,744 00	1,600 60	4,099 99	261,450 00
Totals.....	566	39,921	2,524,658 50	21,500 00	48,773 04	746,350 00

During the same period 16,635 Chinese have taken out certificates of leave or registered for leave up to June 30, 1903, while a very large number have left the country without so registering, having no intention of returning, so that, for this latter reason, the exact number remaining in the country is uncertain.

SESSIONAL PAPER No. 10

No. 39.—STATEMENT of Expenditure for the Year ended June 30, 1903.

Services.	Paid by Department of Trade and Commerce.	Totals.
<i>Departmental.</i>		
	\$ cts.	\$ cts.
Civil Government—Salaries.....	10,515 00	
" Contingencies.....	5,291 51	
		15,806 51
<i>Chinese Immigration</i>		
Salaries.....	3,920 00	
Contingencies.....	179 99	
		4,099 99
<i>Chinese Refunds.</i>		
Capitations.....	1,600 00	
Provinces, Paid to.....	261,450 00	
		263,050 00
<i>Cullers.</i>		
Salaries (Staff).....	5,950 00	
" (Cullers).....	4,200 00	
Contingencies.....	1,836 74	
Annuities.....	4,391 42	
		16,378 16
<i>Inspection of Staples.</i>		
Salaries.....	44,700 00	
Day pay and contingencies.....	21,352 07	
		66,052 07
<i>Inspection of Binder Twine</i>	209 12	
		209 12
<i>Miscellaneous.</i>		
Commercial agencies.....	22,640 51	
International Customs Bureau.....	600 00	
Bounty on pig-iron, puddled bar and steel ingots.....	1,401,804 78	
" refined lead.....	4,380 00	
Expenses <i>re</i> bounties, iron and steel.....	262 72	
Law costs.....	3,067 98	
" (account Consolidated Fund).....	2,067 82	
		1,434,823 81

3-4 EDWARD VII., A. 1904

No. 39.—STATEMENT of Expenditure for the Year ended June 30, 1903—*Concluded.*

Service.	Paid by Department of Trade and Commerce.	Totals.
	\$ cts.	\$ cts.
<i>Mail Subsidies.</i>		
Canada and Great Britain.....	172,083 33	
Halifax, Newfoundland and Liverpool.....	20,000 00	
St. John and Glasgow.....	7,500 00	
" Dublin and Belfast.....	3,750 00	
" Halifax and London.....	22,500 00	
" " and West Indies.....	79,500 00	
" and Digby.....	12,500 00	
Halifax and Newfoundland <i>via</i> Cape Breton.....	2,000 00	
Victoria and San Francisco.....	5,000 00	
Magdalen Islands and Mainland.....	9,000 00	
Prince Edward Island and Mainland.....	12,500 00	
Grand Manan and Mainland.....	5,000 00	
St. John and Minas Basin Ports.....	3,000 00	
Pictou, Murray Harbour &c.....	1,200 00	
Quebec and Gaspé.....	7,500 00	
" and Blanc Sablon.....	6,750 00	
Prince Edward Island and Great Britain.....	7,500 00	
Canada and Manchester.....	35,000 00	
" and South Africa.....	97,706 73	
Baddeck and Grand Narrows.....	4,176 32	
Mulgrave, St. Peters, &c.....	4,731 30	
Gaspé and Dalhousie.....	11,500 00	
Pictou and Cheticamp.....	1,974 22	
Mulgrave, Arichat, Canso, &c.....	7,965 42	
Sydney and Whycomomagh.....	1,000 00	
" and Bay St. Lawrence, &c.....	1,000 00	
St. Stephens, St. Croix, &c.....	2,000 00	
Halifax and Canso.....	923 04	
Victoria and Skagway.....	12,500 00	
" and West Coast Vancouver Island.....	2,500 00	
Wrecking Plant.....	10,000 00	
Canada and Australia, under statute.....	131,025 63	
" China and Japan.....	73,000 00	
" and France.....	25,000 00	
		799,285 99
Total Expenditure.....		2,599,705 65

PART II

FOREIGN TRADE

3-4 EDWARD VII., A. 1904

FOREIGN TRADE.

The following tables, and other information, respecting the trade, &c., of Great Britain and some of her Colonies, as well as of several representative Foreign Countries, have been compiled for the purpose of showing in as concise manner as possible the aggregate, as well as the distribution, of the trade of such countries during each of a period of years to date of the latest available report.

GREAT BRITAIN.

VALUE of the Total Imports and Exports of Merchandise, from and to each Foreign Country and British Possession for Years ended December 31, 1898 to 1902, inclusive.

IMPORTS.				EXPORTS.							
1898.		1900.		1899.		1900.		1901.		1902.	
£	£	£	£	£	£	£	£	£	£	£	£
20,403,610	20,205,740	21,764,021	19,854,285	22,964,537	Canada	7,174,820	9,058,789	9,250,526	11,965,877		
351,032	524,367	476,394	532,725	543,367	Newfoundland and Labrador	446,925	600,349	437,873	445,169		
1,553,058	1,476,978	1,361,654	1,361,654	1,403,519	Channel Islands	1,299,111	1,207,460	1,157,443	1,225,615		
64,325	54,897	48,756	41,521	32,740	Gibraltar	775,967	895,298	854,842	863,852		
92,829	66,744	74,717	83,634	56,243	Malta and Gozo	430,464	1,260,408	1,280,902	1,326,357		
2,352,285	2,427,946	2,137,023	1,954,580	1,991,571	Western Coast of Africa, including Gambia, Sierra Leone, the Gold Coast, Lagos and Niger Protectorate	2,288,418	2,420,246	2,508,855	2,716,499		
71	71	98	730	118	Ascension	7,960	9,171	506,525	6,344		
581	1,782	663	3,372	3,301	St. Helena	22,570	171,649	98,790	72,071		
5,170,886	5,219,446	3,637,497	4,557,322	5,123,609	South-Africa—Cape of Good Hope	9,865,134	9,008,031	10,246,330	12,885,085		
1,035,547	897,285	574,386	574,386	539,138	Natal	3,282,531	3,201,249	3,745,802	5,054,062		
156,505	134,179	149,354	102,606	125,640	Eastern Coast of Africa, including Protectorates of Zanzibar and Pemba, and other British Possessions	271,718	254,341	224,105	174,822		
100,863	215,149	232,566	318,311	243,274	Mauritius	261,407	372,200	403,455	1,028,698		
212,353	167,625	148,292	154,632	173,104	Aden	265,888	228,027	212,203	472,510		
27,470,081	27,740,503	27,388,106	27,391,734	28,724,006	British India	30,362,934	31,967,811	30,966,638	33,746,399		
3,941,909	5,807,847	7,025,999	6,112,364	6,052,730	Strait Settlements	2,816,830	2,659,899	3,206,264	3,282,728		
85	107	98	64	63	Labuan	5,177	8,689	19,645	12,208		
4,847,721	5,077,738	5,173,111	4,476,552	4,386,326	Ceylon	1,240,463	1,464,760	1,918,269	1,594,544		

GREAT BRITAIN
 VALUE of the Total Imports and Exports of Merchandise, from and to each Foreign Country, &c.—*Concluded.*

IMPORTS.				EXPORTS.							
1902.		1901.		1899.		1900.		1901.		1902.	
£	£	£	£	£	£	£	£	£	£	£	£
30,880	31,039	23,295	15,527	39,684	60,209	58,825	60,209	58,825	42,252	42,252	42,252
64	1,057	1,057	580	28,796	47,910	30,928	47,910	30,928	23,469	23,469	23,469
163,291	148,027	200,124	210,585	368,165	410,190	583,225	410,190	583,225	384,179	384,179	384,179
47,858	49,284	67,436	77,749	51,797	61,237	70,630	61,237	70,630	67,829	67,829	67,829
63,749	18,065	50,760	88,964	196,441	205,271	257,252	205,271	257,252	254,183	254,183	254,183
2,668,064	3,069,452	2,116,139	2,407,282	7,167,369	5,663,024	6,888,995	5,663,024	6,888,995	7,239,076	7,239,076	7,239,076
1,158,134	1,632,408	1,830,290	1,898,919	8,251,991	9,033,925	8,209,452	9,033,925	8,209,452	5,273,641	5,273,641	5,273,641
147,283	313,018	240,979	247,864	292,001	163,024	71,177	163,024	71,177	469,332	469,332	469,332
91,483	64,541	54,891	61,485	203,294	224,279	216,437	203,294	216,437	139,131	139,131	139,131
126,062,155	120,081,188	141,015,465	126,961,601	28,534,477	34,975,472	37,343,455	2,031,866	2,021,126	1,724,830	1,724,830	1,724,830
	25,621	38,070	43,457	438,635	1,200,787	1,673,079	1,200,787	1,673,079	854,492	854,492	854,492
1,496,391	1,243,315	2,701,810	2,251,289	229,521	2,196,668	2,158,376	2,196,668	2,158,376	2,343,889	2,343,889	2,343,889
264,092	511,160	263,506	305,296	569,240	665,592	990,676	569,240	665,592	733,898	733,898	733,898
1,170,801	572,490	911,256	640,304	815,925	696,277	936,784	696,277	936,784	697,982	697,982	697,982
635,488	574,021	504,589	359,897	472,280	494,644	513,680	494,644	513,680	312,000	312,000	312,000
43,369	45,267	103,008	44,972	341,757	116,403	320,806	349,560	292,333	320,806	320,806	320,806
297,164	175,591	298,221	248,036	920,024	908,589	1,069,301	1,069,301	1,123,980	1,049,458	1,049,458	1,049,458
1,537,428	1,803,104	1,813,595	1,850,795	1,850,795	2,443,498	3,426,300	3,426,300	3,426,300	3,062,766	3,062,766	3,062,766
3,633,552	4,221,590	4,313,091	4,524,376	6,449,903	5,632,938	6,165,600	6,165,600	6,449,903	5,640,952	5,640,952	5,640,952
4,601,773	3,950,854	4,957,794	6,297,879	1,303,932	1,737,493	1,367,857	1,737,493	1,367,857	1,580,557	1,580,557	1,580,557
382,014	258,647	474,591	653,379	5,812,770	6,517,567	7,438,238	6,517,567	7,438,238	6,972,099	6,972,099	6,972,099
7,788,332	10,942,349	12,414,865	14,022,249	8,367	19,499	16,208	16,208	27,313	18,387	18,387	18,387
14,610	35,641	18,457	21,743	307	445	598	445	598	429	429	429
		22,320		32	39	36	39	36	173	173	173
370,921,685	378,206,288	416,416,492	421,598,241	293,903,252	252,349,700	234,745,901	252,349,700	234,745,901	231,727,297	231,727,297	231,727,297
99,623,017	106,829,295	109,530,635	109,733,033	90,110,736	102,024,054	113,118,364	102,024,054	113,118,364	117,511,482	117,511,482	117,511,482
470,544,702	485,035,583	523,975,163	521,990,198	294,013,988	354,373,754	347,864,268	354,373,754	347,864,268	349,238,779	349,238,779	349,238,779

* Included with 'Spanish Possessions' prior to 1899.

GREAT BRITAIN.

Total Quantities and Values of the Principal and Other Articles of Foreign and Colonial Merchandise Imported during the Years ended December 31, 1898 to 1902, inclusive.

ARTICLES.	1898.		1899.		1900.		1901.		1902.	
	Quantity.	Value.	Quantity.	Value.	Quantity.	Value.	Quantity.	Value.	Quantity.	Value.
* Alkali	239,741	£ 134,726	237,761	£ 133,878	322,036	£ 169,158	521,962	£ 173,287	517,384	£ 163,703
Animals, living:—										
Oxen, bulls, cows and calves	569,046	9,399,793	593,504	8,572,114	495,645	9,612,194	495,635	8,849,664	419,488	7,814,753
Sheep and lambs	663,747	984,863	697,735	942,891	382,833	610,125	383,394	586,139	293,203	454,422
Horses	42,921	1,146,324	43,899	1,143,090	51,786	1,359,493	40,856	1,095,083	32,686	835,769
All other		51,193		46,481		37,599		51,409		46,988
Art. works of, other than pictures		127,966		139,167		202,021		297,002		237,240
Baskets and basket ware						239,876		264,777		262,116
Books	42,818	254,075	43,448	234,170	40,904	233,709	45,977	251,167	50,534	262,039
Brimsone	386,047	90,031	431,218	101,615	450,661	109,048	441,725	463,746	463,746	113,601
Bristles	3,778,749	159,968	4,578,248	608,020	3,735,136	524,875	4,071,863	527,691	4,583,060	626,573
Brooms and brushes						269,163		289,231		317,665
Buttons and studs, not of metal	2,894,968	252,929	3,145,692	278,302	3,216,379	289,797	3,106,573	257,393	3,136,439	265,150
Canteen	489,581	6,214,933	449,651	5,923,897	513,286	6,986,133	466,474	5,830,224	419,375	5,180,262
Canteen	4,669,998	659,446	5,065,320	691,611	5,341,834	712,081	690,127	756,096	779,373	779,373
Manufactures of		1,463,078		1,495,632		1,654,798		1,846,836		1,825,416
Carrages, wagnettes, carts, &c.	94,335	40,797	92,178	41,596	97,726	41,449	102,639	44,918	98,702	43,129
Chemical manufactures and products	322,928	860,348	361,048	920,820	360,684	929,478	408,335	998,972	374,616	981,481
China or porcelain and earthenware		541,864		372,576		540,413		526,065		450,200
Clocks and parts thereof	42,833,993	1,347,882	43,473,241	1,318,115	52,647,318	1,668,965	51,798,802	1,531,242	58,137,364	1,694,589
Cocoa	8,127,191	629,717	5,262,394	513,346	7,860,966	729,263	8,390,285	865,647	8,748,353	895,537
Prepared and chocolate	922,088	3,589,988	974,793	3,294,871	759,044	2,541,357	958,058	3,322,377	922,122	2,613,755
Coffee, raw	72,397	153,105	59,178	124,754	52,625	120,904	51,276	157,756	42,550	145,525
Confectionery		803,380		904,807		1,141,330		928,504		934,490
C-riage and twine										
Cork:—										
Unmanufactured	24,064	229,305	24,897	189,018	28,439	220,622	29,766	224,266	26,110	233,267
Manufactured	12,497,946	696,927	12,294,141	708,541	13,550,183	819,555	13,128,730	737,786	13,255,569	734,861
Comp, grain and meal—										
Wheat	63,227,930	26,147,256	66,636,078	22,281,219	68,669,490	23,345,929	61,708,330	23,081,372	81,002,227	27,079,823
Barley	24,457,004	5,791,472	17,189,358	4,930,192	17,654,990	5,152,377	21,873,480	6,163,012	23,210,935	7,136,321
Oats	15,577,900	4,382,857	13,626,730	4,199,724	20,169,560	5,236,469	22,470,470	6,347,719	13,857,167	5,041,323

* Soda compounds and Bleaching Materials' subsequent to 1900.

3-4 EDWARD VII., A. 1904

GREAT BRITAIN.

TOTAL Quantities and Values of the Principal and Other Articles of Foreign and Colonial Merchandise Imported, &c.—Continued.

ARTICLES.	1898.		1899.		1900.		1901.		1902.	
	Quantity.	Value. £	Quantity.	Value. £	Quantity.	Value. £	Quantity.	Value. £	Quantity.	Value. £
Corn, grain and meal— <i>Contn.</i>										
Maize or Indian corn.....	57,169,292	11,282,310	62,741,350	12,978,025	54,151,570	51,372,700	12,387,225	44,492,977	11,713,132	
Other kinds of corn and grain.....	5,720,688	1,708,828	6,576,175	2,060,489	6,002,872	6,397,659	2,007,259	6,376,658	2,011,204	
Wheatmeal and flour.....	21,017,109	11,545,443	22,945,708	10,700,980	21,548,131	22,576,430	10,341,519	19,386,341	8,925,617	
Other kinds of meal and flour.....	2,660,978	1,052,533	3,233,525	1,111,524	2,803,489	2,798,296	1,088,294	1,921,308	883,118	
Total corn, &c.....	62,910,639	58,282,093	61,416,400	62,743,538	
Cotton:—										
Raw.....	19,004,896	34,125,554	14,320,032	27,672,399	15,716,131	16,336,697	41,970,539	16,220,874	41,149,292	
Yarn.....	3,908,861	206,719	4,694,074	246,061	3,800,515	4,469,022	221,211	4,975,135	236,929	
Waste of (raw and yarn).....	13,644,422	85,414	14,028,104	97,819	18,501,970	13,313,073	91,341	16,620,169	119,833	
Manufactures, piece goods.....	48,657,810	858,166	42,734,979	740,830	46,489,569	46,625,816	918,188	47,032,434	924,432	
" other kinds.....	3,525,327	3,957,439	3,840,001	3,859,821	4,846,617	
*Diamonds (Cape of Good Hope).....	3,476,509	4,923,815	2,730,502	4,115,582	1,882,673	3,433,636	4,877,042	2,634,297	5,380,390	
Drugs:—										
Bark, Peruvian.....	45,920	98,132	33,379	77,469	41,108	92,187	120,670	39,705	97,658	
Opium.....	426,042	222,036	596,536	299,390	833,330	426,785	389,715	965,619	452,022	
Unenumerated.....	868,728	1,078,537	1,198,954	1,422,755	
Dyeing or tanning stuffs:—										
Bark.....	338,519	127,185	324,725	136,971	299,415	112,015	441,468	470,980	194,719	
Gum and Gambier.....	19,504	304,998	21,526	347,025	19,496	386,099	17,613	391,773	13,139	
Dyes obtained from coal tar.....	739,059	708,797	720,088	777,695	1,087,742	
Extracts.....	451,928	471,105	512,180	522,395	557,483	
Indigo.....	53,838	890,863	58,977	986,090	33,877	542,089	51,359	788,820	498,043	
Myrobalsams.....	411,070	127,668	649,968	209,774	631,259	191,859	482,036	145,930	658,833	
Sinuald.....	11,639	114,418	13,357	145,729	16,281	169,714	11,258	105,755	11,673	
Valonia.....	25,882	270,002	24,336	281,471	32,668	313,656	30,533	324,082	296,221	
All other sorts.....	175,665	234,670	169,833	208,858	229,633	279,770	187,624	221,333	270,753	
Dye-woods:—										
Logwood.....	42,374	247,625	33,426	204,167	19,807	115,204	29,354	162,551	33,809	
Unenumerated.....	9,963	54,016	13,129	64,279	13,641	60,841	13,641	61,981	38,189	
Electrical goods and apparatus.....	1,265,946	849,257	687,514	
Embroidery and needlework.....	872,865	914,292	1,171,550	1,233,062	1,156,697	
Fancy goods (known as Paris goods).....	1,237,121	1,235,133	1,296,454	

SESSIONAL PAPER No. 10

Farinaceous substances and manufac- tures, unenumerated.....	1,412,926	1,711,018	1,436,783	1,363,398	1,391,314
For beds.....	39,199	106,245	40,846	34,327	32,351
Ornamental.....	1,468,355	1,690,872	1,176,477	1,177,328	1,391,993
Fish of all sorts.....	3,562,601	3,368,042	3,636,923	3,637,284	4,108,786
Flax, dressed or undressed, and tow.....	97,233	2,927,864	71,586	75,565	2,944,380
Flowers, artificial.....	380,376	646,288	593,507	641,862
" fresh.....	224,911	267,281
Fruit:—
Almonds.....	170,274	553,431	140,359	111,322	149,574
Other nuts, used as fruit.....	598,653	602,210	676,568	641,394
Apples, raw.....	3,458,716	3,861,172	4,213,541	4,284,782	4,283,474
Cherries, raw.....	401,810	230,828	153,642	213,585	196,421
Currants, dried or preserved.....	1,241,427	1,083,180	824,527	1,037,986	1,192,816
Figs and fig cake.....	100,009	133,652	160,698	186,680	196,072
Grapes, raw.....	1,135,759	549,513	1,052,857	694,942	676,992
Lemons, limes and citrons.....	1,631,644	489,285	1,688,903	1,34,514	1,003,298
Oranges.....	7,274,312	8,553,713	8,990,386	2,119,728	4,568,730
Pears, raw.....	491,669	221,779	476,901	348,886	489,536
Plums, raw.....	922,248	434,666	423,019	296,411	491,906
Plums, commonly called French plums and prunellos.....	34,013	97,582	71,113	243,705	515,059
Plums, dried or preserved (including apricots, dried).....	40,133	59,049	37,609	26,749	30,281
Prunes.....	24,190	36,411	28,582	48,815	138,762
Raisins.....	594,161	882,352	638,371	844,234	49,994
Unenumerated, raw.....	2,177,132	870,711	1,052,297	662,459	1,201,378
" dried.....	287,451	244,059	633,575	1,347,321	1,593,763
" preserved without sugar.....	677,286	627,716	985,212	227,403	319,555
" preserved in sugar.....	275,682	356,672	120,002	715,480	380,551
± Fruits preserved in sugar.....	346,343	381,835
Furs. See Skins.....
Glass of all kinds (except bottles).....	2,656,545	2,839,732	2,312,923	2,371,976	2,996,987
Glass bottles.....	1,010,092	445,834	1,591,189	736,549	790,065
Gum—
Arabie.....	62,153	129,425	82,995	474,338	478,652
Kowrie.....	105,770	346,016	316,220	211,921	153,367
Lac, seed, shell, stick and dye.....	96,678	333,326	113,074	258,715	85,601
All other sorts.....	139,185	343,598	184,009	314,469	583,224
Gutta percha.....	63,238	676,400	1,005,956	511,202	166,736
Hair—
Cow, ball or elk.....	58,413	82,497	1,685,568	1,382,246	83,889
Horse.....	30,668	213,062	75,079	69,036	71,438
Hardware (other than cutlery).....	150,441	60,989	205,812	165,702	249,809
Hats or bonnets of straw.....	548,681	80,025	178,361	1,117,277	1,368,531
" of felt.....	976,908	13,171	1,553,112	197,717	236,296
" other materials.....	116,107	396,032	109,597	2,189,712	166,669
Hay.....	116,107	131,546	109,688	800,133	357,941
Heavy, dressed or undressed, and tow.....	94,442	2,308,480	105,227	4,196,194	3,913,091

* Diamonds being, by law, exempt from entry, the value of imports is not included in total value of imports. † Cwt., not bushels. ‡ Includes Vegetables preserved in Sugar prior to 1901.

GREAT BRITAIN.

Total Quantities and Values of the Principal and Other Articles of Foreign and Colonial Merchandise Imported, &c.—*Continued.*

Articles.	1898.			1899.			1900.			1901.			1902.		
	Quantity.	Value.		Quantity.	Value.		Quantity.	Value.		Quantity.	Value.		Quantity.	Value.	
		£	£		£	£		£	£		£	£		£	£
Hides, raw	1,237,366	2,905,964	1,210,273	2,788,087	1,383,951	3,418,144	1,110,262	2,769,911	947,532	2,140,593					
Hops	244,136	1,030,140	180,233	809,842	198,494	798,479	116,042	461,355	191,324	798,586					
Horns and hoofs	6,132	184,721	6,472	193,840	6,241	213,096	4,990	164,573	5,056	192,911					
Ice	445,224	330,328	505,142	317,190	449,701	274,761	660,946	269,897	362,867	203,424					
Implement and tools (including parts thereof)	10,178	142,371	10,300	142,126	9,211	417,786	7,878	128,711	10,220	381,163					
Isinglass	10,062	410,511	9,939	404,063	9,889	398,654	8,825	335,710	10,821	398,229					
Ivory:—															
elephants, sea-cow and sea-horse	362,137	3,801,385	286,830	3,657,519	280,919	4,134,389	321,331	4,323,168	414,553	5,300,937					
Jute yarn	4,183,065	54,311	3,584,020	46,454	6,337,659	88,602	8,391,957	106,570	5,174,139						
Jute, manufactures of		1,592,531		1,506,292		2,151,374		2,209,056		1,495,461					
Lace of all sorts		1,430,014		2,392,046		1,650,814		2,139,375		2,493,179					
Leather	1,248,673	7,788,261	1,354,186	8,382,379	1,408,921	8,792,952	1,323,833	8,521,677	1,198,861	8,095,637					
Leather manufactures—															
Boots and shoes	182,261	510,873	224,751	650,561	233,668	694,698	297,504	938,909	243,705	877,814					
Gloves	1,907,347	2,014,398	1,882,818	2,002,060	1,590,796	1,744,383	1,618,966	1,664,351	1,748,038	1,719,592					
Unenumerated		488,732		509,750		591,299		631,453		653,212					
Linen yarn	15,738,320	593,346	25,558,113	1,011,961	25,479,150	915,441	23,468,952	764,299	28,138,012	968,332					
" manufactures		392,668		414,834		590,310		636,136		682,713					
Manures:—															
Bones for manure	59,406	245,659	68,915	313,659	68,137	301,803	57,748	220,024	58,973	224,123					
Guano	23,644	117,924	26,911	140,075	33,636	177,469	22,830	101,909	29,293	186,926					
Nitrate of soda (Cubic Nitre)	130,327	972,801	140,851	1,069,771	141,155	1,155,462	107,108	910,067	114,952	1,067,570					
Phosphate	330,610	502,422	420,108	682,940	353,592	588,698	351,890	551,717	364,839	633,922					
Unenumerated	80,212	180,320	104,247	222,043	99,626	206,436	98,241	179,262	104,321	186,523					
Margarine (<i>See</i> Provisions)		397,736		352,674		381,657		423,297		419,049					
Matches															
Meat (<i>See</i> Provisions)															
Metals, ores and manufactures of—															
Brass and bronze manufactures	2,320	243,666	1,957	183,986	2,297	217,286	2,429	246,058	3,349	295,251					
Copper, ore and regalia	164,707	2,614,188	207,381	3,643,100	188,492	4,090,130	192,757	4,920,603	162,098	3,472,630					

SESSIONAL PAPER No. 10

Copper, unwrought, part wrought and old copper.....	Tons.	72,957	3,727,842	65,784	4,577,191	78,643	5,606,246	71,679	4,918,497	93,482	5,017,541
Copper manufactures, unenumerated (gold leaves).....	No.	63,632,700	532,480	124,992	681,760	54,346,025	1,049,651	59,018,856	707,735	50,334,023	853,554
Gold ore.....	Tons.	1,003	278,635	290	152,351	286,594	286,594	5,548,888	4,250,563	6,439,757	537,634
Iron, ore of (including chrome).....	"	5,468,396	4,034,648	7,054,578	5,374,918	6,297,963	5,638,003	5,548,888	4,250,563	6,439,757	4,979,154
" pig and puddled.....	"	139,523	537,690	171,373	620,885	181,151	804,879	98,300	732,361	226,538	738,136
" bar, angle, bolt and rod.....	"	69,224	536,549	73,136	57,358	89,129	636,014	198,101	734,912	171,915	1,084,616
" steel, unwrought.....	"	40,231	252,512	77,290	434,020	179,341	1,218,175	182,884	1,106,305	280,998	1,415,335
" old broken and old broken steel	"	24,231	69,846	31,916	90,426	31,178	111,944	44,017	121,773	38,959	112,818
Iron and steel manufactures.....											
Machinery.....			2,745,884		3,405,261		3,195,850		3,612,527		4,382,840
Sewing machines.....			310,526		267,425		280,057		350,502		378,268
Riggers, beams and pillars.....	Tons.	103,439	645,893	95,476	631,832	93,176	705,995	1,22,685	828,604	127,208	820,317
All others sorts.....	Tons.		3,619,274		3,598,159		3,929,633		4,099,492		3,791,304
Lead, ore of.....	Tons.	43,757	302,507	29,786	253,912	21,219	219,082	29,479	244,325	25,431	181,275
" pig and sheet.....	Tons.	194,479	2,521,356	198,377	2,883,837	195,380	3,321,574	218,000	2,843,996	231,813	2,584,788
" lead manufactures, N. E. S.....	Cwt.	8,244	13,366	4,736	8,483						
Manganese ore.....	Tons.	153,927	340,111	257,608	585,421	263,757	684,404	192,654	438,660	233,333	476,810
Platinum.....	Oz.	108,957	146,841	173,732	235,574	160,860	227,854	152,152	228,152	97,140	142,330
Pyrites of iron and copper.....	Tons.	634,063	1,080,513	701,174	1,164,667	741,431	1,237,223	633,584	1,121,245	611,169	998,801
Quicksilver.....	Lbs.	4,092,247	388,176	3,877,184	415,430	2,454,438	297,243	2,650,572	323,278	2,489,382	290,783
Silver ore.....	Tons.		1,145,905		1,032,390		1,030,886		1,061,984		1,076,703
Tin, ore of.....	Tons.	5,620	137,057	6,224	251,652	7,329	373,910	10,522	523,883	12,062	648,447
" in blocks, ingots, bars and slabs	"	20,339	1,389,601	27,173	3,298,182	33,118	4,359,133	35,397	4,215,638	35,151	4,154,351
" manufactures, N. E. S.....	Tons.		3,636		5,028						
Zinc, ore of.....	Tons.	53,095	220,141	37,542	224,374	42,068	235,850	35,098	165,198	44,598	203,647
" crude in cakes.....	Tons.	77,470	1,414,202	69,949	1,663,281	69,536	1,442,032	67,552	1,177,071	88,276	1,528,962
" manufactures.....	"	21,273	478,089	21,187	393,930	24,751	539,768	21,343	490,200	21,374	489,354
Metals, unenumerated, unwrought.....	"		364,395		469,290		418,514		397,177		341,449
" wrought.....	"	4,020	373,780	4,004	587,037	5,856	685,075	6,235	708,569	7,050	712,675
Ore, unenumerated.....	"	50,846	295,325	79,667	379,920	62,350	332,701	75,977	332,886	73,721	325,203
Mica and talc.....	Cwt.	87,274	1,435,951	824,599	1,455,033	987,003	1,743,675	919,319	1,700,516	914,073	1,807,351
Milk, condensed.....	Poz. bottles					1,250,682	261,789	1,343,801	298,378	1,311,323	270,008
Mineral waters.....	"										
Mouldings, for picture frames, and gill mouldings.....	"		1,220,512		1,280,758						
Musical instruments.....	"										
Nuts and kernels.....	Tons.	51,612	604,363	57,168	681,075	56,668	714,701	50,090	614,324	57,384	764,046
For expressing oil therefrom.....	Tons.										
Of other sorts not being Drugs, Dye-stuffs, nor Fruit.....	Tons.		118,745		346,996		389,712		453,809		113,667
Oil :- Train oil blubber and sperm.....	Cwt.	20,673	629,348	20,358	649,996	21,323	680,712	24,384	703,427	23,470	733,218
Animal.....	Cwt.	56,723	62,704	54,373	74,351	103,892	117,131	91,870	120,427	70,329	493,438
Castor.....	Tons.	125,800	172,091	118,052	156,791	53,335	78,847	107,297	155,581	122,843	160,421
Cocconut.....	Tons.	307,101	344,108	438,297	545,612	552,743	607,204	594,143	594,154	495,860	719,357
Olive.....	Tons.	18,944	608,122	15,939	553,286	12,044	461,084	15,488	581,893	18,978	657,956
Palm.....	Cwt.	910,900	975,427	945,472	1,037,265	938,350	1,086,555	1,212,111	1,370,645	1,446,290	1,679,610
Seed.....	Tons.	35,923	689,984	46,416	879,171	41,131	1,088,564	48,842	1,193,577	35,454	1,310,642
Turpentine.....	Cwt.	573,087	632,740	495,808	809,996	593,489	978,943	613,846	812,742	532,455	888,338

3-4 EDWARD VII., A. 1904

GREAT BRITAIN.

TOTAL Quantities and Values of the Principal and Other Articles of Foreign and Colonial Merchandise Imported, &c.—Continued.

ARTICLES.	1898.		1899.		1900.		1901.		1902.	
	Quantity.	Value.	Quantity.	Value.	Quantity.	Value.	Quantity.	Value.	Quantity.	Value.
		£		£		£		£		£
<i>Oil—Conr.</i>										
Chemical, essential and perfumed.	1,893,405	285,115	1,620,224	242,016	1,758,331	246,105	1,941,207	243,653	1,772,688	252,719
Unperfumed.	390,753	225,589	441,934	206,588	394,890	109,663	379,699	93,684	387,697	121,780
Oil seed cake	173,621	2,281,244	166,181	2,619,184	181,354	2,547,541	167,670	2,413,646	2,472,938	2,472,938
Oil—margaric or oleo oil	6,062,515	257,335	7,018,299	263,435	7,087,105	300,253	300,253	298,810	144,141	292,988
Onions, raw	1,123,967	732,909	1,168,413	843,752	7,087,105	832,436	7,293,415	869,397	7,605,489	999,942
Painters' colours and pigments	5,011,244	3,580,184	5,395,399	1,168,413	3,723,094	1,349,560	6,281,307	1,297,942	6,470,951	1,273,461
Paper of all kinds (including straw-boards and wood pulp boards).	20,559	193,803	20,426	174,801	16,612	161,867	15,922	146,703	18,942	173,732
Paper making materials:—										
Linen and cotton rags	197,341	768,779	207,604	806,354	200,280	800,198	193,937	802,463	198,292	717,854
Esparto and other vegetables fibres for making paper.	404,842	1,894,395	415,113	1,989,703	487,742	2,617,789	188,917	1,605,872	198,604	1,572,759
Pulp of wood:—										
Mechanical	18,701	127,728	16,783	107,871	20,113	112,720	16,446	38,056	327,195	825,456
Other materials	916,933	809,032	1,011,007	1,011,007	984,571	1,337,271	839,437	1,006,374	1,024,080	96,972
Paraffine	219,249,539	3,733,632	240,147,307	4,574,989	254,978,043	5,559,259	353,784,746	5,070,702	284,809,710	5,193,582
Petroleum	2,231,243	151,581	2,890,096	191,724	2,498,884	176,948	2,461,540	145,081	2,309,294	121,797
Pickles and vegetables preserved in salt or vinegar.	19,805	283,279	18,319	277,963	15,770	222,284	13,889	300,929	14,742	322,718
Pictures and drawings by hand.										
Pipes, of clay, wood or other material for smoking tobacco										
Plate, of gold and silver, including plated gilt ware.										
Plants, shrubs, trees and flower roots										
Plumbago										
Potatoes										
Prints, engravings and photographs.										
Provisions—										
Butter	3,209,153	15,961,783	3,389,851	17,213,516	3,378,516	17,450,435	3,702,890	19,297,396	3,397,493	20,526,690
" margarine	900,615	2,384,384	953,175	2,549,476	920,412	2,464,825	962,127	2,556,679	966,170	2,569,563

SESSIONAL PAPER No. 10

Cheese	Cwt.	4,970,242	2,384,069	5,503,004	2,705,878	6,887,883	2,586,667	6,227,135	2,546,212	6,412,002
" margarine	"	15,374	5,731	10,136	12,132	20,333	10,707	10,707	18,966,743	1,458
Eggs	(Gt. Hunds.	4,457,117	16,174,756	5,044,102	16,882,078	5,406,029	17,071,747	5,495,767	18,966,743	6,308,985
Lard	Cwt.	2,887,801	2,188,049	3,068,975	1,927,274	3,206,582	1,966,256	4,037,689	1,650,830	4,118,942
" imitation lard	"	89,025	78,281	90,010	71,332	98,629	95,146	154,239	157,692	284,830
Meats—										
Bacon	"	5,711,322	5,804,583	10,309,602	5,641,230	11,773,969	5,772,348	13,590,176	5,089,704	13,426,964
Beef, fresh	"	3,100,821	3,802,893	7,345,264	4,128,188	8,162,848	4,508,746	8,906,839	3,707,387	7,905,061
" salted	"	208,945	178,183	230,943	192,934	256,418	204,306	267,356	153,574	244,002
Hams	"	1,972,299	3,894,839	4,094,506	1,802,670	4,221,809	1,860,670	4,528,388	1,482,287	3,838,702
Mutton, fresh	"	3,314,041	3,446,022	4,439,317	3,392,850	5,841,566	3,608,239	6,398,080	3,659,599	6,914,911
Pork, fresh	"	557,602	1,163,380	1,463,041	695,395	1,495,393	791,509	1,715,633	655,376	1,446,145
" salted (other than bacon and hams)	"	275,993	284,720	305,829	248,728	301,349	247,047	324,168	295,259	305,581
Poultry and game	"	314,398	377,311	785,294	473,162	1,010,369	381,867	980,757	451,457	1,059,044
Rabbits (dead)	Cwt.	414,977	464,759	883,349	580,688	982,169	610,271	1,120,447	655,023	1,199,110
Unenumerated, salted or fresh	"	281,344	366,349	1,063,636	518,029	1,457,322	464,727	1,289,893	578,426	1,710,383
Preserved otherwise than by salting—										
Beef	"	118,314	195,249	156,004	64,462	150,973	64,884	168,143	85,496	206,562
Mutton	"	175,279	589,711	676,076	223,492	775,643	239,737	824,269	247,434	869,249
Other sorts (other than bacon and hams)	"									
Total provisions		61,383,311		66,901,929		72,704,967		78,742,387		80,102,709
Rice, rice meal and flour	Cwt.	4,546,423	2,005,620	2,504,604	6,291,331	2,408,069	6,755,263	2,477,465	7,883,968	2,324,156
Rosin	"	1,662,359	361,169	399,656	1,801,571	461,064	1,812,478	429,302	1,859,339	492,449
Sago, sago meal and flour	"	262,270	163,657	173,543	447,137	182,796	513,584	191,760	573,183	215,964
Saltpetre	"		203,225	204,485	252,021	215,065	240,455	206,094	226,883	195,152
Seeds—										
Clover and grass	"	342,773	655,211	549,743	291,957	508,913	281,129	611,618	327,802	740,387
Cotton	Tons.	430,432	2,069,111	2,036,550	406,478	2,624,450	4,387,422	2,705,597	550,620	3,285,650
Flax and hused	Qrs.	1,688,515	2,920,246	3,383,962	1,606,136	4,162,146	1,684,829	4,263,931	1,818,829	4,486,997
Garden	Lbs.	2,146,771	81,244	65,481	2,070,518	64,944	2,180,639	66,195	2,467,036	66,513
Rape	Qrs.	258,951	367,736	397,053	134,243	246,620	163,329	248,426	228,278	385,708
Tares and lentiles	Bush.	345,769	71,377	77,770	395,427	72,752	608,458	122,032	486,856	88,971
Unenumerated for expressing oil therefrom	Qrs.	171,715	339,609	355,352	190,625	387,138	269,086	546,132	300,373	539,159
Unenumerated, of other sorts	Cwt.	701,634	241,052	222,303	577,291	224,709	1,260,169	353,301	780,937	333,448
Scientific instruments, other than electrical										
Shells of all kinds				509,540		648,817		710,979		949,254
Silk—										
Raw	Lbs.	2,138,912	2,268,762	1,449,026	1,413,329	916,421	1,332,480	768,390	1,252,848	728,020
Knibs or husks of silk waste	Cwt.	70,821	77,256	603,741	60,720	546,476	48,162	403,549	55,788	478,108
Thrown	Lbs.	423,607	377,914	286,426	604,641	603,024	624,839	577,986	702,964	708,182
Manufactures of all sorts				16,168,596		14,281,250		13,039,321		13,416,400
Skins and furs—	No.			1,615,630		1,412,974		1,816,596		1,530,112
Skins, goat, undressed			18,165,381		14,875,790		19,601,436		16,512,598	

3-4 EDWARD VII., A. 1904

GREAT BRITAIN.

Total Quantities and Values of the Principal and Other Articles of Foreign and Colonial Merchandise Imported, &c.—*Continued.*

Articles.	1898.		1899.		1900.		1901.		1902.	
	Quantity.	Value. £	Quantity.	Value. £	Quantity.	Value. £	Quantity.	Value. £	Quantity.	Value. £
Skins and furs— <i>Con.</i>										
Skins, sheep and lambs, undressed..	15,077,072	1,404,632	15,478,816	1,506,997	15,057,995	1,599,576	15,109,399	1,472,672	16,301,695	1,611,066
" other sorts.....	271,305	28,954	475,281	69,583	315,030	34,363	153,374	26,101	34,628,928	65,012
Furs, seal.....	479,045	287,006	559,472	289,190	556,601	368,715	380,073	379,498	470,733	383,172
" all other sorts.....	34,023,539	1,119,927	39,795,703	1,281,507	46,155,234	1,666,251	52,913,443	1,536,798	63,124,852	1,939,084
Manufactures of skins and furs, in- cluding rugs.....		731,928		671,660		1,002,386		1,076,572		1,227,020
Slate, for roofing purposes.....	59,365,435	329,201	62,734,622	338,144	46,462,295	246,435	48,300,019	272,976	* 75,072	286,206
Soap and soap powder.....					191,233	244,345	302,555	315,026	361,763	428,850
Spices:—										
Ginger.....	88,699	148,250	75,826	144,080	55,740	130,108	41,696	91,786	62,108	135,378
Pepper.....	29,715,185	603,766	23,903,914	614,838	22,276,242	611,906	15,706,903	448,837	20,081,381	565,737
All other sorts.....	9,946,587	263,353	14,085,056	318,802	11,143,657	259,263	8,855,117	194,287	7,473,332	163,944
Spirits:—										
Brandy.....	2,514,789	1,149,334	2,465,122	1,140,277	2,596,255	1,205,807	3,081,525	1,388,634	2,301,436	1,086,336
Geneva.....	352,336	62,938	411,570	67,866	413,012	66,335	431,315	65,791	422,248	66,540
Rum.....	5,469,092	343,916	5,577,678	368,430	6,196,547	482,528	6,682,661	507,907	8,188,235	524,154
" imitations.....	17,325	1,289	49,681	3,421	42,634	3,470	26,851	2,043	22,433	1,971
Unenumerated, not sweetened.....	1,015,793	61,566	1,258,368	81,195	1,429,910	79,816	2,001,994	88,046	3,181,729	111,786
Sweetened and perfumed, of all kinds.....	177,443	345,914	184,419	368,602	170,736	356,069	183,751	382,549	407,731	407,731
Sponges.....	1,456,308	181,754	1,600,452	255,943	1,495,274	246,107	1,316,970	250,863	1,240,616	233,186
Stationery.....		247,811		252,982		252,897		257,826		289,073
Stones, marble, hewn or manufactured, Tons.	869,782	1,035,990	891,173	1,105,253	946,040	1,132,851	1,141,020	1,362,372	1,173,248	1,375,754
Straw plaiting for hats and bonnets.....	10,764,395	747,307	10,490,918	724,239	9,602,684	643,337	8,310,839	563,770	9,663,879	746,636
Straw.....	71,966	162,367	64,827	145,112	55,835	127,582	40,315	99,808	79,571	206,650
Sugar.....										
Refined and candy.....	16,520,254	10,163,882	17,809,121	11,189,870	19,248,187	* 12,339,001	21,256,846	12,948,834	18,365,417	9,692,899
Unrefined.....	14,692,906	7,053,119	13,121,709	8,869,763	13,234,932	6,917,438	13,387,143	6,378,024	13,221,492	5,039,407
Molasses.....	1,353,188	346,917	1,609,559	389,231	1,347,931	348,130	1,769,074	365,329	3,331,602	270,174
Glucose.....	1,887,046	731,727	1,825,609	714,638	1,812,502	745,378	1,497,304	651,950	1,147,520	574,192
Tallow and stearine.....	2,021,941	2,066,433	2,061,137	2,380,033	2,177,991	2,835,217	1,785,319	2,363,246	1,782,098	2,708,177
Tea.....	271,961,031	16,337,353	289,116,260	10,621,374	300,945,848	10,691,897	245,993,045	9,444,606	293,306,304	8,730,293
Tobacco:—										
Unmanufactured.....	79,631,955	2,438,521	119,074,885	3,562,853	98,348,500	2,934,559	84,620,722	2,664,351	126,220,633	3,892,125

SESSIONAL PAPER No. 10

Manufactured, of all kinds.....	Lbs.	4,621,239	1,448,489	4,926,721	1,947,707	6,362,140	1,894,858	7,411,675	2,081,537	5,573,499	1,990,228
Toys.....	"		1,100,476		1,185,201		1,187,473		1,232,725		1,240,480
Vegetables, raw, unenumerated.....	"		1,680,786		1,744,558		1,558,733		1,123,300		1,168,537
Watches, and parts thereof.....	"		1,326,469		1,530,229		1,363,900		1,548,174		1,239,886
Wax.....	Cwt.		48,732	51,351	187,722	51,616	202,254	40,114	158,748	44,570	181,390
Whalebone.....	"	2,475	62,833	3,452	80,232	2,923	39,446	4,628	56,681	3,234	32,824
Wine.....	Galls.	18,139,652	6,575,691	17,387,744	5,630,496	16,803,829	5,192,903	16,547,206	4,931,335	16,430,414	4,941,716
Wood and timber:—											
Hewn.....	Loads.	2,331,755	4,900,639	2,664,877	5,319,375	3,121,148	6,462,725	2,772,895	5,450,052	2,810,724	5,435,204
Sawn or split.....	"	6,363,357	15,056,040	6,639,548	16,209,551	6,632,710	18,686,359	6,281,000	16,319,014	6,676,726	17,171,422
Staves.....	"	139,120	646,075	126,216	659,312	145,279	721,850	140,061	730,521	119,992	608,630
Furniture, woods and hardwoods:—											
Mahogany.....	Tons.	77,810	691,220	73,035	693,949	89,593	827,520	74,180	641,301	61,896	532,438
Unenumerated.....	"	138,735	860,750	239,472	1,349,376	192,134	1,177,459	241,650	1,421,557	227,350	1,379,025
Wood, mfrs. of:—											
House frames, &c.....	"		1,338,822		1,445,425		1,195,314		1,153,759		1,145,154
Other sorts (including wood ware and wood turnery).....	"				742,442		1,109,410		1,129,554		1,320,520
Wool:—											
Alpaca, Vicuna and Liama.....	Lbs.	4,833,594	224,000	5,465,498	260,061	5,795,796	275,665	5,417,923	259,641	6,168,291	311,710
Goats' wool or hair.....	"	24,275,565	1,397,061	29,073,847	1,795,498	21,896,668	1,289,427	19,897,546	1,309,050	30,028,508	1,844,592
Sheep and lambs.....	"	694,701,454	23,586,901	663,351,817	23,714,771	533,154,732	21,836,291	686,356,308	21,504,577	637,129,733	19,924,255
Other kinds and hocks.....	"	1,537,995	103,880	2,318,334	163,691	2,892,146	136,685	3,171,217	142,377	3,906,352	145,168
Woolen rags.....	Tons.	30,152	580,278	32,330	611,516	30,695	577,803	29,902	568,708	33,156	634,156
Woolen yarn, of all kinds.....	Lbs.	19,146,072	1,487,620	20,687,103	2,205,477	20,699,694	2,168,716	21,508,449	2,204,072	22,502,530	2,258,772
Woolen mfrs.:—											
Manufactures of goats' wool.....	"		88,348		104,448		116,949		112,650		110,172
" of all other sorts.....	"		9,825,781		9,861,693		9,190,438		9,577,680		10,641,564
Yeast.....	Cwt.	152,245	368,708	143,257	343,739	138,739	340,676	130,536	277,990	137,645	281,369
Parcel post (goods free of duty).....	No.	986,290	1,313,606	970,165	1,139,300	987,611	1,119,626	1,160,341	1,262,462	1,195,044	1,326,094
Total value of principal and other articles.....			470,544,702		485,035,583		523,075,163		521,990,198		528,391,274

* Tons, not number.

3-4 EDWARD VII., A. 1904

GREAT BRITAIN.

TOTAL Quantities and Values of the Principal and Other Articles, the Produce and Manufacture of the United Kingdom, Exported during the Years ended December 31, 1898 to 1902, inclusive.

ARTICLES.	1898.		1899.		1900.		1901.		1902.	
	Quantity.	Value.	Quantity.	Value.	Quantity.	Value.	Quantity.	Value.	Quantity.	Value.
		£		£		£		£		£
Aerated waters..... Doz. bottles										
Alkali..... Cwt.	3,771,690	1,005,763	3,808,800	1,030,871	1,105,364	1,72,730	907,453	144,858	829,301	131,778
Animals, horses..... No.	36,412	842,106	33,701	757,079	3,655,700	1,119,419	3,726,463	1,123,351	4,345,833	1,252,835
Animals, all other.....		261,878		245,401	30,038	219,916	27,612	603,699	36,032	635,661
Apparel and shops.....		4,695,660		4,636,411		5,286,746		136,452		186,966
Arms, ammunition and military stores								5,571,259		6,297,219
Firearms (small)..... No.	131,271	327,621	118,498	223,538	95,306	193,838	134,066	500,340	110,407	316,524
Gunpowder..... Lbs.	8,668,900	151,926	7,923,600	180,366	7,047,200	157,873	6,865,712	171,999	6,724,368	139,028
Of all other kinds.....		1,955,907		1,575,937		1,708,096		1,801,332		1,336,678
Bags and sacks, empty..... Doz.	2,265,100	437,992	2,129,400	433,656	2,334,400	537,904	2,207,400	500,864	1,898,600	441,935
Beer and ale..... Bks.	476,424	1,623,183	485,032	1,663,555	510,843	1,760,552	522,889	1,782,898	525,316	1,786,300
Biscuits and bread..... Cwt.	245,418	608,292	241,995	610,801	278,337	684,373	273,326	730,386	255,201	857,708
Bladders, casings and sausage skins.....						140,358		134,780		161,379
Bleaching materials and preparations..... Cwt.	1,127,500	310,817	1,300,100	321,157	1,217,400	369,190	1,034,400	442,525	902,700	277,017
Books printed..... "	211,775	1,336,549	227,680	1,444,435	238,780	1,468,816	247,638	1,552,772	262,219	1,634,256
Brooms and brushes.....						147,293		156,258		160,349
Butter..... Cwt.	11,359	59,731	9,936	53,195	10,510	55,792	11,116	59,376	11,903	79,130
Candles..... Lbs.	24,546,600	329,167	27,733,300	412,181	22,385,500	398,138	24,386,500	432,714	26,119,300	453,549
Caoutchouc, manufactures of.....		1,328,702		1,388,805		1,423,464		1,262,415		1,224,441
Carriages, &c.—										
Railway carriages for passengers, and parts thereof.....		728,963		694,520		503,657		639,143		759,397
Railway wagons, trucks, &c., and parts thereof.....		1,099,065		1,212,780		1,122,990		1,966,659		1,576,481
Cycles, and parts thereof.....		960,939		662,108		530,560		577,412		718,037
All other sorts.....		244,038		258,072		331,716		343,669		546,491
Cement..... Tons	325,674	690,320	332,358	690,835	359,914	673,162	305,331	582,974	303,252	590,512
Cheese..... Cwt.	10,126	36,803	9,738	35,890	9,345	36,729	9,268	35,874	8,958	36,446
Chemical products and preparations—										
Dye stuffs.....		435,643		365,655		337,045		340,053		337,084
Sulphate of copper.....		844,139		835,225		1,013,200		846,317		836,132
Uncenumerated.....		2,542,485		2,726,107		2,815,575		2,563,587		2,712,624

SESSIONAL PAPER No. 10

Clay, unmanufactured	377,562	406,049	451,312	437,594	482,615	436,522	484,504	456,013	507,319
Clocks, watches, clock and watch movements and parts thereof	80,037	80,037	78,511	83,602	83,602	83,602	104,062	101,057	101,057
Coal, cinders, &c.:									
Coal	35,058,430	41,180,332	21,690,394	44,089,197	36,409,614	41,877,081	28,744,984	43,150,046	26,307,351
Coke and cinders	769,742	867,295	748,749	985,365	1,215,736	807,671	709,786	688,646	551,696
Fuel, manufactured	734,624	1,063,777	654,107	1,023,666	994,506	1,081,160	888,978	1,050,256	723,089
Products of coal, &c. (including naphtha, paraffine, paraffine oil and petroleum)	1,524,446	1,543,942	1,543,942	1,543,942	1,811,644	1,811,644	1,151,253	1,198,205	1,198,205
Cocoa or chocolate, prepared in United Kingdom	3,381,400	3,457,200	177,417	3,850,800	191,783	3,559,900	189,422	2,239,800	123,716
Cordage and twine	201,427	219,077	488,989	219,185	522,461	233,980	534,436	219,001	547,807
Corn, grain and meal:									
Bran and pollard	401,625	385,464	246,952	811,172	178,246	1,207,433	255,112	1,249,569	277,394
Malt	223,332	64,907	24,298	387,060	241,762	481,845	306,928	497,011	325,173
Wheat	400,061	221,120	242,313	720,240	16,970	51,591	19,709	28,711	12,675
All other sorts	169,028	563,131	96,630	1,059,399	394,596	842,483	361,646	731,454	313,006
Cotton yarn and twist:									
Gray	208,376,300	175,160,900	6,403,686	123,695,500	5,982,990	131,565,290	6,110,852	123,397,200	3,403,110
Bleached and dyed	38,282,901	37,964,100	1,655,180	34,577,400	1,758,139	38,092,800	1,806,180	42,763,700	2,000,973
Cotton manufactures:									
Piece goods, unbleached, gray	2,261,293	2,163,770	16,327,646	1,926,870	16,188,594	2,104,944	18,309,323	2,117,844	17,761,016
" bleached, white	1,286,580	1,355,562	12,502,838	1,306,257	13,232,873	1,533,350	15,698,946	1,383,773	14,195,280
" printed	958,690	1,059,399	10,713,022	957,915	10,584,581	969,999	10,349,455	961,289	10,722,596
" dyed or manufactured of dyed yarn	709,370	860,106	11,315,559	840,602	12,406,598	816,269	12,143,063	868,631	12,536,027
Piece goods of mixed materials (cotton predominating)	121	107	2,518	83	2,193	38	357	15	425
Total of piece goods	5,216,054	5,438,944	50,861,583	5,031,727	52,384,839	5,364,600	56,501,684	5,331,552	55,215,344
Lace and patent net	2,258,997	2,376,200	2,376,200	2,671,021	2,671,021	2,671,021	2,696,819	3,065,800	3,065,800
Stockings and socks	580,500	596,100	175,598	681,700	228,814	687,500	222,637	611,800	198,398
Thread for sewing	27,137,000	30,705,500	3,697,389	34,693,400	3,932,123	31,638,400	3,590,989	32,383,100	3,628,508
Hosiery and small wares	2,221,312	2,378,272	2,378,272	2,792,353	2,792,353	2,792,353	2,726,453	2,945,767	2,945,767
Total cotton manufactures	55,977,505	59,489,042	59,489,042	62,009,150	62,009,150	62,009,150	65,708,582	65,054,017	65,054,017
Earthenware and chinaware and manufactures of clay (including bricks)	2,040,132	2,040,132	2,307,353	2,295,791	2,295,791	2,295,791	2,203,536	2,045,669	2,045,669
Electric lighting apparatus	514,632	514,632	510,758	546,155	546,155	546,155	552,777	617,532	617,532
Engine packing	1,743,035	1,899,217	2,206,125	1,540,875	2,337,822	1,878,672	2,376,340	2,250,172	1,933,918
Fish; herrings	689,163	689,163	732,635	603,630	603,630	603,630	694,313	772,674	772,674
of other sorts	108,510	108,510	123,637	119,659	119,659	119,659	141,800	184,689	184,689
Furniture, cabinet and upholstery wares	612,821	612,821	574,648	636,629	636,629	636,629	633,873	905,550	905,550

3-4 EDWARD VII., A. 1904

GREAT BRITAIN.

Total Quantities and Values of the Principal and Other Articles, the Produce and Manufacture of the United Kingdom, Exported &c.—*Concluded.*

ARTICLES.	1898.		1899.		1900.		1901.		1902.	
	Quantity.	Value.	Quantity.	Value.	Quantity.	Value.	Quantity.	Value.	Quantity.	Value.
		£		£		£		£		£
Painters' colours and materials.		1,689,698		1,833,937		2,053,945		2,007,983		1,972,249
Paper hangings	Cwt.	80,572		85,996		170,376		194,801		74,185
Of other sorts	"	863,564		844,018		999,457		1,473,776		1,478,686
Perfumery, except spirits perfumed in bond		108,601		121,335		130,100		131,607		147,347
Pickles, vinegar, sauces, condiments, preserved fruits and confectionery.		1,312,969		1,428,636		1,429,136		1,550,884		1,516,829
Pictures	No.	9,082		282,424		267,793		285,991		288,454
Plate, gold and silver	Oz.	160,021		138,280		48,924		53,748		65,273
Plated and gilt wares		375,852		371,945		405,012		411,040		464,386
Potatoes.	Cwt.	194,200		45,064		174,600		90,528		310,319
Prints, engravings, drawings, oleo-graphs, photographs on paper, maps and charts.		133,543		148,435		138,431		138,290		142,804
Provisions, unenumerated.		723,125		736,530		974,458		1,241,297		1,380,302
Rags and other materials for making paper.	Tons.	57,696		293,354		64,993		382,670		379,037
Rice, rice meal and flour.	Cwt.			445,012		464,111		585,340		165,579
Saddlery and harness.	Tons.	689,178		460,319		447,162		509,140		582,712
Salt.	Cwt.	225,527		210,013		241,483		336,753		366,561
Seeds, of all sorts										
Ships and boats, new (not registered as British or registered as British for purposes of delivery or trans-fer abroad)	Lbs.	1,126,300		333,299		1,111,200		913,944		5,871,573
Silk thrown, twist and yarn								294,311		297,718
Silks, manufactures:—										
Broad piece goods.	Yds.	8,998,800		819,288		9,736,900		869,134		802,589
Of other sorts				709,674		639,585		560,247		530,725
Skins and furs of all sorts.				941,415		1,268,690		1,348,511		1,463,075
Soap.	Cwt.	805,300		829,610		932,700		999,524		1,426,102

SESSIONAL PAPER No. 10

Spirits, British and Irish	4,895,362	1,951,913	5,147,845	2,095,185	5,721,434	2,363,430	6,208,975	2,632,317	6,506,775	2,897,756
Other		69,297	76,903	76,903		71,052		73,239		77,919
Stationery, other than paper		987,517		1,016,335		1,070,243		1,227,019		1,286,457
Stones and slate		309,167		309,459		301,812		282,973		328,403
Sugar—refined	736,041	414,380	647,559	396,060	606,353	381,735	556,309	350,761	716,011	399,458
Molasses, treacle, syrup and glucose		121,221	110,205	110,205		118,897		135,554		165,575
Telegraphic wires and apparatus		985,283		1,406,734		2,801,401		3,147,985		2,838,641
Tobacco and manufactures of		448,517		471,793		578,781		707,414		738,641
Umbrellas and parasols		450,651		478,134		531,094		446,174		426,517
Wood and timber		483,208		486,539		448,324		459,650		390,125
Wool—										
Sheep and lamb's, raw	12,304,400	440,558	22,627,800	728,544	24,928,800	779,628	29,295,000	513,568	37,204,800	929,839
Flocks and rag wool	13,449,700	314,871	13,700,300	344,316	12,937,800	328,324	10,745,000	244,437	9,783,400	216,028
Nails	11,439,700	604,573	13,000,800	769,126	7,897,400	463,757	9,924,300	588,809	11,883,900	649,759
Waste	2,496,600	86,481	2,554,600	77,954	1,393,100	53,849	1,984,500	63,014	2,262,200	73,854
Combed or carded, and tops	24,039,400	1,356,400	23,997,100	1,681,356	28,031,200	1,608,333	27,111,400	1,368,085	40,740,100	1,909,611
Woolen and worsted manufactures—										
Woolen and worsted yarn	58,806,700	4,674,358	63,700,300	4,875,856	57,148,200	4,491,896	18,498,400	3,487,686	52,725,400	3,580,551
Yarn, alpaca and mohair	11,880,800	1,665,152	12,539,500	1,744,639	10,396,900	1,503,700	11,953,800	1,599,983	12,288,300	1,497,796
Yarn, hair or wool, N.O.E.	4,396,400	104,229	4,439,900	101,297	5,022,900	125,753	5,369,100	150,978	5,525,700	169,029
Woolen tissues	46,307,700	4,892,973	48,954,100	5,275,691	50,502,600	5,906,279	44,879,100	5,199,074	47,139,700	5,500,419
Worsted coatings and stuffs	95,481,400	5,724,653	102,525,000	6,250,541	102,173,500	6,467,750	93,979,100	5,845,996	102,616,000	6,396,871
Denash tapestry, &c., mohair										
Plushes	366,300	40,685	364,600	39,642	401,500	43,221	434,400	46,546	396,900	41,757
Flannels	10,214,900	331,904	10,645,100	333,804	11,699,300	408,635	9,798,500	351,398	8,538,600	299,110
Carpets and druggets	7,430,200	794,250	8,311,600	910,820	8,739,900	919,807	7,540,000	829,917	7,672,100	870,098
Blankets	452,900	364,137	862,500	302,420	857,900	309,940	779,300	297,123	785,500	308,532
Of other sorts		1,550,829		1,636,252		1,626,522		1,667,284		1,874,572
Total woolen and worsted manufactures (except yarns)		13,699,435		14,789,170		15,682,154		14,237,368		15,261,359
Parcel post	1,402,190	2,139,660	1,461,532	2,467,343	1,705,040	2,951,800	1,742,662	3,642,369	2,001,831	3,478,478
Total value of principal and other articles the produce and manufacture of Great Britain		233,359,240		264,492,211		291,191,996		280,022,376		283,423,966

3-4 EDWARD VII., A. 1904

GREAT BRITAIN.

Total Quantities and Values of the Principal and Other Articles of Foreign and Colonial Merchandise Exported during the Years ended December 31, 1895 to 1902, inclusive. (*From British Returns.*)

Articles.	1898.		1899.		1900.		1901.		1902.	
	Quantity.	Value. £	Quantity.	Value. £	Quantity.	Value. £	Quantity.	Value. £	Quantity.	Value. £
Animals.....		94,199		61,129		83,211		124,471		298,740
Arms and ammunition.....		112,871		57,181		70,694		61,495		91,630
Bacon and hams.....	Cwt.	543,683		820,861		693,201		624,096		156,853
Beads of all sorts.....	Lbs.	2,105,858		73,555		1,901,215		63,619		1,121,198
Beef, salted.....	Cwt.	51,244		48,603		23,375		36,244		36,926
Bleeders, cusions and sausage skins.....						64,160		66,035		80,233
Bristles.....	Lbs.	1,335,800		1,797,655		1,407,612		1,102,785		1,691,539
Butter.....	Cwt.	63,491		50,453		51,386		49,456		294,846
Margarine.....	"	10,023		33,319		11,326		35,937		44,386
Caoutchouc.....	"	294,853		4,271,661		293,624		3,808,472		29,022
Cheese.....	"	56,694		163,991		53,890		163,579		3,551,866
Chemical manufactures and products.....				292,593		316,536		400,149		156,628
China or porcelain and earthenware.....	Lbs.	9,666,345		88,072		131,871		240,913		336,393
Cocoa.....	Cwt.	558,949		2,132,717		341,615		1,949,406		288,577
Coffee and twine.....	Lbs.	1,865,108		137,190		463,144		1,290,736		372,966
Cork, manufactured.....	Lbs.	95,853		109,767		115,915		120,736		111,805
Corn, grain and meal.....	Qrs.	5,372		6,838		8,491		1,364		3,330
Wheat.....	Cwt.	442,847		181,128		247,221		89,652		58,860
Other kinds of corn or grain.....	"	1,694,929		289,794		642,125		125,058		47,758
Wheatmeal and flour.....	"	403,109		249,390		401,052		187,143		33,476
Other kinds of meal and flour.....	"	74,064		32,886		49,604		50,537		10,503
Cotton, raw.....	"	1,813,147		3,598,283		1,926,314		1,844,348		6,322,813
Waste of.....	"	46,297,309		51,587,338		51,736,908		458,020		441,498
Manufactures.....				487,824		488,178		557,441		516,672
Drugs:										
Bark, Peruvian.....	Cwt.	29,187		53,865		31,431		44,326		24,108
Opium.....	Lbs.	253,635		134,486		416,267		218,077		413,921
Unenumerated.....	"	448,222		578,437		586,996		533,126		383,016
Dyeing or tanning stuffs:										
Catch and gambier.....	Tons.	4,094		86,499		112,092		4,320		4,294
Indigo.....	Cwt.	391,064		638,712		20,034		31,070		15,252

GREAT BRITAIN.

Total Quantities and Values of the Principal and Other Articles of Foreign and Colonial Merchandise Exported, &c. (Continued).

ARTICLES.	1898.			1899.			1900.			1901.			1902.		
	Quantity.	Value.		Quantity.	Value.		Quantity.	Value.		Quantity.	Value.		Quantity.	Value.	
		£			£			£			£			£	
Metals and Ores:															
Copper, unwrought, part wrought, and old copper.....	Tons.	13,248	715,792	24,121	1,881,966	18,902	1,440,990	23,191	1,634,353	21,548	1,497,328				
Copper and manufactures of, N. E. S.	Tons.	26,470	45,053	18,758	87,540	10,945	72,169	12,411	68,146	8,447	41,131				
Iron, bar, angle, bolt and rod.....	Tons.	2,577	227,000	3,238	173,936	2,792	109,443	1,723	116,633	1,124	71,695				
All other, N. E. S.	Tons.		47,004		62,183		40,118		37,041		11,990				
Steel, unwrought.....	Tons.		30,896		29,833		27,974		45,466						
Iron and steel, wrought or manufac- tured.....	Tons.		1,178,711		1,081,590		958,341		1,017,871		911,866				
Lead, pig or sheet.....	Tons.	16,207	109,819	16,745	239,343	13,182	290,185	12,904	164,451	9,347	104,401				
All other, N. E. S.	Tons.	312,702	1,062,070	337,111	52,340	395,063	63,794	69,600	2,477,627	45,952	99,968				
Tin, in blocks, ingots, bars or slabs.	Cwt.		8,224		1,391,482		2,020,252		16,519		65,223				
All other, N. E. S.	Tons.	100	37,049	809	81,517	833	82,746	965	47,965	1,001	32,900				
Zinc and manufactures of.....	Tons.		62,944		81,178		186,024		88,027		76,924				
Unenumerated.....	Tons.		158,339		176,008		301,460		354,680		309,783				
Milk, condensed.....	Cwt.	133,596	256,225	118,391	228,446	164,692	301,460	180,344	47,010	147,471	68,446				
Musical instruments.....	Cwt.		45,369		45,378		47,010		52,171						
Nuts and kernels:															
For expressing oil therefrom.....	Tons.	24,059	281,717	29,219	319,122	23,090	288,190	17,675	223,705	18,600	234,812				
Of other sorts (including nuts for fruit).....	Tons.		75,649		99,009		99,203		115,023		96,284				
Oil:															
Cocanut.....	Cwt.	67,003	80,357	105,976	131,402	110,792	176,352	162,769	201,986	146,672	219,183				
Olive.....	Tons.	3,655	124,728	4,534	154,773	1,997	81,110	2,984	109,915	4,062	143,759				
Palm.....	Cwt.	572,212	623,664	602,909	657,706	624,456	721,397	688,861	762,427	780,814	866,163				
Seed.....	Tons.	4,807	83,746	3,938	59,361	2,835	59,119	3,174	74,566	3,102	77,254				
All other, N. E. S.	Tons.		175,610		179,083		190,371		158,345		183,342				
Oleo-margarine or oleo-oil.....	Cwt.	5,528	29,695	3,528	23,147	3,409	22,497	3,210	18,584	2,807	16,733				
Painters' colours and pigments, un- annexed.....	Tons.		50,903		41,981		36,027		26,105		26,474				
Paper of all kinds (including straw boards and wood pulp boards).....	Cwt.	98,215	83,103	125,657	93,548	143,638	110,372	175,708	128,262	115,430	102,125				
Paper making materials.....	Tons.	18,260	119,924	17,295	120,539	16,764	117,876	15,906	111,036	14,362	116,139				

3-4 EDWARD VII., A. 1904

SESSIONAL PAPER No. 10

Petroleum.....	Galls.	43,440	1,769,784	56,134	1,997,921	70,899	3,584,065	112,017	4,110,684	126,884
Pictures and drawings by hand.....	No.	104,727	1,384	97,644	1,811	73,671	2,094	116,410	1,596	171,575
Pipes of clay, &c., for smoking tobacco.....	Gross Tons.	54,543	2,772	77,178	2,603	80,069	26,982	106,654	31,950	104,591
Plumbago.....	Lbs.	240,000	2,417,987	263,226	1,940,241	237,741	3,572	70,185	2,487	45,602
Quicksilver.....	Cwt.	802,736	2,539,733	1,140,049	2,564,530	1,123,045	2,014,753	238,820	1,463,937	167,624
Seeds:—								1,998,986	1,076,488	488,364
Clover and grass.....	"	106,518	39,685	85,325	53,409	100,331	47,381	94,744	27,722	70,499
Flax and linseed.....	"	245,597	87,681	166,586	137,474	343,031	170,308	410,694	157,133	396,044
Rape.....	"	44,326	29,651	48,040	22,127	45,581	15,423	31,783	37,748	70,279
Unenumerated, for expressing oil therefrom.....	"	220,892	103,402	189,766	103,231	211,989	132,242	324,677	160,338	303,656
Unenumerated, other sorts.....	"	88,654	102,049	66,792	78,368	79,652
Shells of all kinds.....	"	435,672	454,924	428,775	446,111	437,861
Silks:—										
Raw.....	Lbs.	56,279	132,054	81,269	192,616	110,917	244,566	153,086	152,463	83,751
Knots, or hanks of silk, and waste.....	Cwt.	32,341	4,055	34,369	5,961	44,369	5,370	44,239	6,160	48,470
All other unmanufactured, N. E. S.....	"	9,513	16,382	25,243	41,676	88,244
Manufactures.....	"	876,222	888,200	919,011	1,021,637	1,071,633
Silver ore.....	"	195,573	93,715	71,869	27,356	17,480
Skins and furs:—										
Goat, undressed.....	No.	13,314,686	1,076,110	18,055,323	1,541,191	13,623,282	1,246,432	1,365,103	15,368,499	1,401,895
Sheep.....	"	3,547,055	473,844	6,438,444	7,816,346	643,736	7,761,680	611,639	6,398,011	569,384
All other sorts.....	"	28,712,288	1,335,721	38,105,145	1,637,914	1,835,254	38,795,341	1,682,130	40,149,142	1,911,590
Manufactures of skins and furs (including rugs).....	"	184,856	219,830	211,534	212,146	232,962
Spices:—										
Ginger.....	Cwt.	39,332	49,566	48,878	29,789	54,032	23,475	41,258	27,628	51,446
Pepper.....	Lbs.	17,165,129	368,397	19,993,736	468,101	15,949,340	438,753	319,825	12,072,470	343,356
Unenumerated.....	"	10,069,842	229,442	11,426,551	246,750	8,444,412	187,377	136,792	6,777,702	135,229
Spirits:—										
Brandy.....	Pf. Galls.	53,672	36,342	54,631	37,688	63,214	60,468	43,232	43,729	35,455
Rum.....	"	910,461	144,049	939,837	152,767	969,158	179,582	142,469	904,934	137,678
Other sorts, not sweetened, including various kinds, mixed in bond.....	"	219,748	76,268	276,265	90,679	243,191	296,246	97,401	208,051	98,142
Sponges.....	Lbs.	356,083	78,611	394,855	83,069	386,287	404,076	88,141	681,020	92,662
Stationery other than paper, including ink.....	Tons.	5,676	30,048	5,381	40,071	7,623	5,818	46,390	6,116	66,922
Stones, slabs and marble, rough, hewn or manufactured (other than works of art).....	Lbs.	4,888,941	36,199	361,702	39,997	48,165	44,348	46,885
Straw plaiting for hats and bonnets.....	"	333,160	5,438,899	361,702	5,413,194	390,064	4,013,905	272,342	4,233,278	279,490
Sugar:—										
Refined for candy.....	Cwt.	269,759	155,379	182,918	173,466	119,309	70,415	49,352	44,235	28,678
Unrefined.....	"	378,794	213,591	221,252	276,144	165,215	122,805	74,875	91,337	45,073
Molasses.....	"	297,762	98,412	32,044	152,057	49,561	50,131	15,945	1,955	733
All other, N. E. S.....	"	15,216	15,750	5,603	31,622	9,546	6,070	9,299	1,630	5,116
Tallow and stearne.....	Cwt.	1,043,815	1,065,143	982,936	1,163,687	1,232,649	949,333	1,278,928	761,754	1,179,832
Tea.....	Lbs.	36,334,962	1,508,876	32,224,205	1,394,405	43,657,884	1,688,915	1,698,694	45,489,590	1,827,388

3-4 EDWARD VII., A. 1904

GREAT BRITAIN.

Total Quantities and Values of the Principal and Other Articles of Foreign and Colonial Merchandise Exported, &c. *Continued.*

ARTICLES.	1898.		1899.		1900.		1901.		1902.	
	Quantity.	Value.	Quantity.	Value.	Quantity.	Value.	Quantity.	Value.	Quantity.	Value.
		£		£		£		£		£
Tobacco, unmanufactured.....	8,150,680	209,644	5,257,614	144,949	6,328,500	165,969	5,439,391	159,621	6,760,672	236,120
" manufactured.....	755,582	167,257	636,473	144,048	2,013,281	231,302	1,406,106	264,693	981,730	202,529
Toys.....	60,396	49,831	54,488	60,456	51,005
Vegetables, raw.....	135,592	144,254	172,841	130,584	167,013
Watches and parts thereof.....	47,951	105,277	39,798	112,173	50,810	180,108	87,006	139,923	76,481
Wax.....	49,368	80,024	29,749	72,323	13,786	79,387	11,071	38,653	14,101	62,963
Wine.....	990,667	469,513	953,655	439,301	994,653	499,584	1,038,413	562,079	1,010,813	511,504
Wood and timber:										
Hewn.....	8,686	79,329	13,009	143,195	8,289	104,241	8,883	106,974	11,287	134,535
Sawn or split.....	25,792	94,291	18,800	74,216	17,249	93,974	21,467	107,591	25,660	137,015
Furniture woods and hardwoods, of all sorts.....	17,083	182,248	22,479	227,397	32,203	363,969	31,580	302,124	31,540	249,961
All other, N.E.S.....	106,267	84,714	201,104	185,993	243,247
Wool, sheep and lambs.....	282,799,721	10,068,768	291,905,548	10,164,663	195,363,561	7,428,121	263,062,982	10,649,470	283,770,603	10,071,638
All other sorts.....	81,840	176,099	103,442	132,560	296,915
Woolen manufactures.....	781,216	701,610	802,605	912,278	807,046
Woolen yarn, including rags.....	25,184	28,280	27,187	48,141	24,823
Total value of principal and other articles, Foreign and Colonial merchandise.....	60,654,748	65,012,447	63,181,758	67,841,892	65,814,813
Total export of produce and manufacture of Great Britain.....	233,359,240	264,492,211	291,491,996	280,022,376	283,423,966
Grand totals.....	294,013,988	329,534,638	354,373,754	347,864,268	349,288,779

STATEMENT of the Quantities and Values of the Principal and Other Articles of Merchandise Imported into Great Britain from Canada and the United States, respectively, during the Years ended December 31, 1893 to 1902 inclusive. (From British Returns.)

Abbreviations: C., Canada; U.S., United States.

ARTICLES.	QUANTITIES AND VALUES.									
	1893.	1894.	1895.	1896.	1897.	1898.	1899.	1900.	1901.	1902.
Animals, living:—										
{ Oxen, bulls and cows	82,922	82,318	95,981	101,591	126,495	108,405	94,660	104,839	88,211	93,674
{ U.S. {	1,465,005	1,346,360	1,593,272	1,607,899	2,045,209	1,774,760	1,506,097	1,806,258	1,484,800	1,644,478
{ C. {	248,891	381,932	276,533	393,119	416,299	369,478	321,229	350,299	405,704	324,431
{ U.S. {	4,668,296	6,763,266	4,916,880	6,735,519	7,230,854	6,238,984	5,541,781	6,500,744	7,324,154	6,144,646
{ C. {	3,589	135,022	214,310	83,767	63,761	42,070	63,030	35,676	68,010	55,033
{ U.S. {	6,782	236,103	387,181	125,956	95,602	63,286	100,320	56,255	99,506	86,591
{ C. {	198,138	453,250	296,760	186,755	147,021	121,030	142,906	142,906	300,152	233,227
{ U.S. {	344,843	769,864	405,803	272,421	219,706	184,446	224,843	463,519	361,736	361,736
Horses	1,815	5,424	12,903	11,852	11,247	6,359	4,792	2,976	1,500	1,869
{ U.S. {	72,054	181,079	369,137	318,639	280,457	177,609	129,988	83,158	46,737	51,838
{ C. {	1,319	4,843	10,351	17,930	26,520	25,328	25,169	30,380	19,360	7,146
{ U.S. {	90,505	178,138	345,375	532,623	793,565	779,059	791,410	952,956	659,299	264,519
Butter	43,160	20,887	38,949	88,337	109,402	156,865	259,083	138,313	215,588	285,765
{ U.S. {	194,324	90,121	143,401	339,744	444,882	661,935	1,113,956	640,760	1,008,002	1,347,343
{ C. {	22,930	29,996	66,932	141,563	154,196	66,712	159,137	56,046	150,121	54,458
{ U.S. {	104,220	125,947	271,776	617,525	633,549	283,309	240,061	247,724	680,164	252,874
Cheese	1,046,704	1,142,104	1,150,018	1,234,297	1,526,664	1,432,181	1,367,198	1,511,872	1,547,739	1,709,565
{ U.S. {	2,575,893	2,688,946	2,335,548	2,589,301	3,349,501	2,943,725	3,014,211	3,799,223	3,697,660	4,301,859
{ C. {	645,235	672,347	500,419	581,187	631,616	485,995	590,737	680,583	540,102	390,479
{ U.S. {	1,577,531	1,608,405	1,099,283	1,254,637	1,413,079	1,006,586	1,380,609	1,740,749	1,274,061	962,112
Cordage	13,627	26,606	28,827	15,769	56,477	37,322	48,977	116,394	81,340	112,078
{ U.S. {	3,157,355	2,828,515	1,844,600	3,617,900	4,820,500	5,012,030	5,256,500	6,337,600	6,691,710	9,527,475
{ C. {	1,023,905	773,952	556,920	1,092,372	1,875,678	1,948,147	1,801,953	2,206,878	2,216,049	3,194,024
{ U.S. {	32,262,848	24,658,245	27,084,120	30,694,900	34,603,200	37,855,200	34,650,648	32,588,470	40,466,300	43,312,521
{ C. {	10,610,530	6,854,394	7,760,967	9,794,950	13,194,770	15,291,766	11,811,700	11,227,298	13,473,341	14,495,721

* Not separately stated.

GREAT BRITAIN.

STATEMENT of the Quantities and Values of the Principal and Other Articles of Merchandise Imported into Great Britain from Canada and the United States, respectively, during the Years ended December 31, 1893 to 1902, inclusive.—*Con.* (*From British Returns.*)

Abbreviations: C., Canada; U.S., United States.

ARTICLES.	QUANTITIES AND VALUES.										
	1893.	1894.	1895.	1896.	1897.	1898.	1899.	1900.	1901.	1902.	
Corn, grain and meal— <i>Concluded.</i>											
Barley	{ Cwt. 18,743 £ 5,886 Cwt. 1,586,441 £ 527,283	{ Cwt. 3,711 £ 992 Cwt. 1,514,751 £ 493,273	{ Cwt. 400 £ 240 Cwt. 734,250 £ 230,809	{ Cwt. 118,800 £ 33,116 Cwt. 3,241,900 £ 906,980	{ Cwt. 67,970 £ 16,651 Cwt. 3,353,600 £ 939,188	{ Cwt. 156,860 £ 41,141 Cwt. 2,392,800 £ 731,867	{ Cwt. 367,640 £ 100,544 Cwt. 1,946,070 £ 572,324	{ Cwt. 598,660 £ 173,363 Cwt. 4,277,100 £ 1,349,816	{ Cwt. 420,400 £ 122,762 Cwt. 2,630,610 £ 872,691	{ Cwt. 490,958 £ 183,656 Cwt. 4,443,800 £ 1,485,928	{ Cwt. 74,389 £ 19,910 Cwt. 2,958,553 £ 936,691
Oats	{ Cwt. 729,911 £ 227,245 Cwt. 876,441 £ 259,596	{ Cwt. 80,931 £ 25,238 Cwt. 39,781 £ 12,211	{ Cwt. 3,350 £ 936 Cwt. 297,800 £ 67,264	{ Cwt. 781,700 £ 188,118 Cwt. 4,552,500 £ 1,051,792	{ Cwt. 1,754,750 £ 443,893 Cwt. 8,082,300 £ 1,913,478	{ Cwt. 2,173,300 £ 702,329 Cwt. 8,421,320 £ 2,290,368	{ Cwt. 1,387,100 £ 371,329 Cwt. 7,072,000 £ 1,841,347	{ Cwt. 1,451,000 £ 409,027 Cwt. 5,715,200 £ 1,479,737	{ Cwt. 1,451,000 £ 317,488 Cwt. 4,443,800 £ 1,185,928	{ Cwt. 1,451,000 £ 317,488 Cwt. 4,443,800 £ 1,185,928	{ Cwt. 590,958 £ 183,656 Cwt. 4,221,271 £ 357,763
Pease	{ Cwt. 878,075 £ 280,513 Cwt. 513,325 £ 170,567	{ Cwt. 680,394 £ 193,076 Cwt. 381,101 £ 114,342	{ Cwt. 441,320 £ 134,763 Cwt. 243,726 £ 75,059	{ Cwt. 1,039,390 £ 301,049 Cwt. 382,730 £ 114,101	{ Cwt. 1,112,730 £ 287,496 Cwt. 626,800 £ 168,804	{ Cwt. 1,013,690 £ 309,290 Cwt. 568,176 £ 173,806	{ Cwt. 755,120 £ 371,329 Cwt. 176,870 £ 162,312	{ Cwt. 849,700 £ 276,606 Cwt. 581,303 £ 199,831	{ Cwt. 707,700 £ 235,046 Cwt. 448,757 £ 133,481	{ Cwt. 707,700 £ 235,046 Cwt. 448,757 £ 133,481	{ Cwt. 217,486 £ 80,304 Cwt. 248,757 £ 99,245
Maize or Indian corn	{ Cwt. 3,260,851 £ 786,614 Cwt. 9,232,364 £ 2,221,722	{ Cwt. 779,495 £ 166,682 Cwt. 9,571,062 £ 2,172,024	{ Cwt. 1,075,890 £ 263,631 Cwt. 15,430,300 £ 3,301,368	{ Cwt. 2,883,400 £ 539,205 Cwt. 27,427,300 £ 5,052,304	{ Cwt. 4,235,500 £ 740,609 Cwt. 39,645,100 £ 6,623,250	{ Cwt. 7,972,502 £ 1,533,749 Cwt. 37,466,100 £ 7,304,935	{ Cwt. 5,360,700 £ 1,085,621 Cwt. 39,460,400 £ 8,185,167	{ Cwt. 1,795,100 £ 1,969,547 Cwt. 38,424,950 £ 8,696,172	{ Cwt. 2,083,600 £ 476,224 Cwt. 25,564,900 £ 5,944,965	{ Cwt. 2,083,600 £ 476,224 Cwt. 25,564,900 £ 5,944,965	{ Cwt. 104,933 £ 29,503 Cwt. 1,945,138 £ 561,230
Other kinds of corn and grain	{ Cwt. 95,646 £ 27,867 Cwt. 181,035 £ 57,572	{ Cwt. 25,617 £ 7,066 Cwt. 46,380 £ 4,381	{ Cwt. 10,400 £ 2,732 Cwt. 70 £ 18	{ Cwt. 137,490 £ 35,647 Cwt. 262,020 £ 71,535	{ Cwt. 275,540 £ 67,539 Cwt. 508,180 £ 129,912	{ Cwt. 446,180 £ 122,594 Cwt. 508,180 £ 129,912	{ Cwt. 221,300 £ 63,396 Cwt. 141,956 £ 141,956	{ Cwt. 280,740 £ 82,462 Cwt. 315,020 £ 115,317	{ Cwt. 463,730 £ 116,194 Cwt. 315,020 £ 81,160	{ Cwt. 391,472 £ 106,864 Cwt. 315,020 £ 81,160	{ Cwt. 391,472 £ 106,864 Cwt. 315,020 £ 81,160
Wheat meal or flour	{ Cwt. 1,080,955 £ 508,130 Cwt. 17,995,601 £ 8,400,236	{ Cwt. 1,195,421 £ 481,005 Cwt. 13,131,850 £ 6,539,249	{ Cwt. 2,343,300 £ 1,003,779 Cwt. 13,131,850 £ 5,384,658	{ Cwt. 1,931,430 £ 816,487 Cwt. 15,905,100 £ 6,786,600	{ Cwt. 1,530,690 £ 503,380 Cwt. 11,062,970 £ 7,089,094	{ Cwt. 1,968,200 £ 1,057,327 Cwt. 17,443,890 £ 9,470,433	{ Cwt. 2,498,920 £ 1,151,246 Cwt. 18,405,796 £ 8,563,884	{ Cwt. 1,570,680 £ 459,296 Cwt. 17,877,368 £ 8,366,256	{ Cwt. 628,611 £ 189,991 Cwt. 18,999,882 £ 8,698,249	{ Cwt. 628,611 £ 189,991 Cwt. 18,999,882 £ 8,698,249	{ Cwt. 869,933 £ 15,587,217 Cwt. 7,217,060 £ 62,083
Ornamental	{ Cwt. 91,709 £ 50,181 Cwt. 249,987 £ 136,165	{ Cwt. 67,622 £ 23,895 Cwt. 171,201 £ 101,586	{ Cwt. 77,450 £ 38,107 Cwt. 388,351 £ 238,430	{ Cwt. 113,060 £ 54,938 Cwt. 438,040 £ 274,367	{ Cwt. 95,330 £ 41,041 Cwt. 621,100 £ 387,598	{ Cwt. 132,020 £ 63,407 Cwt. 892,940 £ 547,235	{ Cwt. 86,830 £ 40,882 Cwt. 641,670 £ 456,384	{ Cwt. 115,600 £ 55,564 Cwt. 710,130 £ 463,469	{ Cwt. 92,200 £ 45,205 Cwt. 740,970 £ 497,335	{ Cwt. 92,200 £ 45,205 Cwt. 740,970 £ 497,335	{ Cwt. 62,083 £ 34,111 Cwt. 542,498 £ 417,801

SESSIONAL PAPER No. 10

Mead, all other sorts.....	(C.....)	£	10,837	1,199	5,622	2,240	4,125	1,907
	(U.S.....)	£	387,248	388,483	515,611	467,285	465,857	102,621
Cotton : raw.....	(C.....)	Cwt.	1,618	5,219	4,098	1	10,550	390
	(U.S.....)	£	3,020	9,041	6,769	2	28,638	970
	(C.....)	Cwt.	12,446,671	16,119,227	11,017,490	12,190,169	13,221,303	12,177,136
	(U.S.....)	£	27,965,225	24,557,513	19,164,130	30,196,513	32,355,712	29,288,929
Manufactures of, all sorts.....	(C.....)	£	7,908	8,419	11,244	5,186	5,064	7,791
	(U.S.....)	£	307,867	302,366	249,603	287,045	332,145	255,808
Dyestuffs and substances used in tanning :								
Extracts.....	(C.....)	£	14,863	23,094	19,584	15,977	17,527	18,565
	(U.S.....)	£	52,363	58,260	77,932	75,287	65,899	63,511
Eggs.....	(C.....)	(Gt.hds.)	436,903	568,769	745,355	807,702	704,033	517,822
	(U.S.....)	£	178,931	233,693	288,945	288,945	255,956	209,316
	(C.....)	(Gt.hds.)	60,749	115,509	134,105	144,724	125,863	169,372
	(U.S.....)	£	22,610	42,347	51,379	136,168	125,643	67,934
Fish, of all sorts.....	(C.....)	£	211,659	406,198	230,075	335,891	230,167	424,561
	(U.S.....)	£	566,203	639,409	634,866	630,185	1,074,363	1,074,363
	(C.....)	Cwt.	281,374	420,446	424,169	409,334	402,327	429,023
	(U.S.....)	£	411,539	739,641	716,583	613,843	666,354	728,834
Fruits :								
Apples, raw.....	(C.....)	Bush.	1,081,859	2,642,168	1,020,929	1,549,451	803,638	474,712
	(U.S.....)	£	317,154	278,939	448,515	470,905	305,953	569,891
	(C.....)	Bush.	1,441,657	884,413	1,249,998	1,249,163	1,726,366	1,478,790
	(U.S.....)	£	438,114	672,245	402,119	385,705	457,881	1,004,800
	(C.....)	Tons.	28,711	16,920	2,398	21,196	13,327	48,652
	(U.S.....)	£	117,676	60,852	23,261	30,060	67,497	49,923
	(C.....)	Tons.	152,423	36,176	5,939	42,876	44,198	83,604
	(U.S.....)	£	717,169	122,368	20,177	150,292	140,682	169,127
Hops.....	(C.....)	£	4,761	2,742	1,962	1,123	1,848	5,520
	(U.S.....)	£	849,986	502,596	437,893	838,074	585,505	289,472
Lead.....	(C.....)	Cwt.	21,900	18,664	48,052	44,956	83,108	116,891
	(U.S.....)	£	49,452	35,584	138,405	46,468	68,391	202,878
	(C.....)	Cwt.	1,070,093	1,674,688	1,689,119	2,071,537	1,792,593	1,842,054
	(U.S.....)	£	2,692,552	2,706,653	2,092,639	2,796,368	3,034,038	3,775,638
Leather.....	(C.....)	(Lbs.)	2,831,659	3,452,078	2,380,042	4,277,616	3,178,712	3,357,424
	(U.S.....)	£	141,969	124,319	109,562	147,881	139,206	153,568
	(C.....)	(Lbs.)	59,132,098	63,148,945	63,092,396	64,432,816	64,432,816	69,431,120
	(U.S.....)	£	2,356,933	2,564,029	2,735,936	3,036,811	3,362,599	3,356,508

* (Cwt., not bushels.)

SESSIONAL PAPER No. 10

Cork, salted.....	{ C.....	16,643	16,291	17,659	18,698	18,491	14,849	10,348
	{ U.S.....	19,201	17,005	19,088	21,742	26,426	22,700	20,418
Unenumerated, salted or fresh.....	{ C.....	12,545	7,702	12,545	12,545	12,545	12,545	12,545
	{ U.S.....	15,455	10,253	15,455	15,455	15,455	15,455	15,455
Unenumerated, salted or fresh.....	{ C.....	110,800	150,186	122,902	137,673	141,428	173,000	137,680
	{ U.S.....	199,503	236,878	170,324	176,976	167,534	199,850	187,431
Unenumerated, salted or fresh.....	{ C.....	1,099	671	1,301	2,325	1,968	6,504	5,937
	{ U.S.....	1,292	704	1,739	4,052	2,637	10,640	7,160
Unenumerated, salted or fresh.....	{ C.....	21,805	31,315	37,301	60,610	76,102	123,423	163,348
	{ U.S.....	46,489	62,498	63,611	99,653	126,714	136,706	273,913
Preserved, otherwise than by salting.....	{ C.....	6,339	7,250	13,763	37,660	24,138	16,533	17,816
	{ U.S.....	341,848	277,503	339,941	288,702	239,621	240,523	419,863
Metals and Ores :—	{ C.....	806,784	637,100	844,234	705,238	613,516	718,703	841,097
	{ U.S.....	1,224,847	1,294,304	1,224,847	1,224,847	1,224,847	1,224,847	1,463,618
Copper, regulus and precipitate.....	{ C.....	592	716	62	13	65	644	2,110
	{ U.S.....	10,395	15,031	1,146	296	1,950	19,933	65,626
Copper, unwrought and part wrought.....	{ C.....	37,761	4,836	15,159	20,656	11,803	20,869	13,956
	{ U.S.....	1,006,643	119,964	411,955	591,648	353,125	378,252	695,898
Copper, other and mfrs. of.....	{ C.....	17,044	31,724	12,550	32,557	29,545	21,307	18,957
	{ U.S.....	761,803	1,320,374	539,449	1,542,476	1,474,578	2,058,820	2,121,194
Iron, pig and puddled.....	{ C.....	2,283	4,806	2,772	3,708	3,814	2,390	4,305
	{ U.S.....	30,143	63,741	76,365	115,919	472,704	239,172	464,124
Iron, steel, unwrought.....	{ C.....	1,181	1,330	3,668	17,417	91,196	76,356	86,988
	{ U.S.....	3,697	4,837	14,279	47,968	209,275	180,615	219,715
Iron and steel, manufactures of :—	{ C.....	67	143	59	1,974	25,377	56,374	157,851
	{ U.S.....	1,374	1,034	793	7,196	128,892	158,689	288,706
Sewing machines.....	{ C.....	904	1,068	2,138	1,010	1,126	1,202	135
	{ U.S.....	109,688	68,958	99,843	117,304	113,843	135,801	92,894
Cycles.....	{ C.....	*	*	*	*	459,124	543,625	224,119
	{ U.S.....	*	*	*	*	*	*	137,387
Machinery.....	{ C.....	*	*	*	*	28,649	34,272	24,809
	{ U.S.....	*	*	*	*	1,506,449	2,017,386	2,609,367

* Included with "Iron and steel, manufactures of, unenumerated" prior to 1897.

14,849 10,348
22,700 20,418
173,000 137,680
297,856 187,431
5,937 7,160
163,348 174,830
259,900 273,913
28,543 17,816
60,151 74,959
587,258 459,618
1,463,618 1,294,304
644 19,933
20,869 13,956
695,898 406,098
18,957 41,761
1,360,861 2,283,734
2,069 4,305
143,268 240,702
51,041 116,630
116,630 35,312
10,701 132,999
59,762 235
437 1,879
3,574 50,864
34,593 294,349
180,022 147,510
117,990 103,514
67,060 10,825
2,347,081 2,261,624
3,020 24,809
103,514 2,609,367
61,740 2,804,657

GREAT BRITAIN.

STATEMENT of the Quantities and Values of the Principal and Other Articles of Merchandise Imported into Great Britain from Canada and the United States, respectively, during the Years ended December 31, 1893 to 1902, inclusive. *Con.* (*From British Returns*)

Abbreviations: C., Canada; U.S., United States.

ARTICLES.	QUANTITIES AND VALUES									
	1893.	1894.	1895.	1896.	1897.	1898.	1899.	1900.	1901.	1902.
Metals and Ores:— <i>Con.</i> Iron and steel, mfrs. of— <i>Con.</i> Unmenstrated (including and axles).....	6,880 349,442	6,325 390,412	19,012 591,418	18,302 1,591,713	21,771 456,761	47,145 678,018	18,284 971,931	10,426 1,160,800	3,451 905,280	4,136 636,190
	{ C..... } Tons. { U.S. }	{ C..... } Tons. { U.S. }	{ C..... } Tons. { U.S. }	{ C..... } Tons. { U.S. }	{ C..... } Tons. { U.S. }	{ C..... } Tons. { U.S. }	{ C..... } Tons. { U.S. }	{ C..... } Tons. { U.S. }	{ C..... } Tons. { U.S. }	{ C..... } Tons. { U.S. }
Lead—Pig and sheet.....	17,774 172,497	12,316 116,033	11,146 113,537	30,436 331,633	29,988 356,331	31,079 399,257	32,669 475,777	40,724 683,328	43,496 581,685	50,824 565,170
Silver, one of.....	114,032	140 62,092	31 97,636	14 199,791	7,021 135,008	936 63,573	13,068	62,450	4,151 61,652	103,235
Zinc, one of.....	290 2,808	49 434	211 3,439	237 3,967	17 237	120 1,979	51 794	913 9,090	42 438	335 1,502
Zinc, Crude.....	4,367 64,117	3,019 36,291	2,949 26,801	7,349 133,625	13,297 211,757	13,953 225,254	9,570 193,682	17,725 358,254	4,253 62,007	1,725 135,817
Metals, unmenstrated, wrought and unwrought.....	37,658	49,909	53,488	135,169	230,475	3,920 142,080	180 184,159	4,442 78,120	6,929 92,339	6,983 85,246
Milk, condensed.....	9,551 22,197	1,861 4,265	2,728 5,978	13,053 31,226	39,389 73,829	28,826 57,470	27,632 58,510	37,306 77,367	83,016 146,706	23,755 50,326
Musical instruments.....	5,262 132,069	8,918 134,933	14,742 131,841	17,727 141,602	9,405 153,941	11,464 175,716	35,950 216,373	31,236 217,663	5,225 289,521	6,684 278,808

3-4 EDWARD VII., A. 1904

GREAT BRITAIN.

STATEMENT of the Quantities and Values of the Principal and Other Articles of Merchandise Imported into Great Britain from Canada and the United States, respectively, during the Years ended December 31, 1893 to 1902, inclusive. — *Con.* (From *British Returns*.)

Abbreviations: C, Canada; U.S., United States.

ARTICLES.	QUANTITIES AND VALUES.										
	1893.	1894.	1895.	1896.	1897.	1898.	1899.	1900.	1901.	1902.	
Wood and timber — <i>Con.</i>											
Sawn and split.	1,115,419 2,480,391 309,195 840,243	1,248,849 2,863,926 444,625 1,168,467	1,450,651 2,583,185 328,618 851,037	1,443,848 3,376,330 421,246 1,118,785	1,972,016 4,654,146 639,390 1,721,292	1,626,664 3,817,470 528,129 1,425,408	1,754,872 4,215,447 537,055 1,612,885	1,688,033 4,637,654 729,370 2,483,324	1,517,234 4,029,223 614,415 1,387,143	1,639,668 4,385,261 593,478 1,899,694	
Staves.	560 1,825 24,548 155,850	542 1,672 25,562 161,373	2,217 4,484 25,271 147,398	3,669 10,453 25,638 141,442	3,082 11,805 25,699 140,571	6,286 21,777 25,440 147,081	6,161 21,716 30,927 177,645	4,513 17,757 36,755 207,176	4,758 22,253 36,567 221,638	1,821 8,279 32,355 217,848	
Furniture woods and hardwoods not enumerated.	6,412 46,101 60,236 455,572	3,944 25,175 54,548 380,809	3,822 23,231 49,603 341,888	5,747 31,231 79,194 561,976	7,597 42,739 97,343 708,845	5,776 33,154 79,418 578,970	9,200 50,383 61,666 623,070	7,718 45,390 96,829 750,011	4,558 35,317 27,905 805,017	5,142 35,317 99,769 700,559	
House frames, fittings and joiner's work.	17,909 193,681	19,299 208,922	18,885 262,126	33,877 362,956	42,769 430,470	53,189 581,587	61,594 648,346	28,239 546,459	30,151 475,687	40,933 386,507	
Parcel post.	14,639 17,135	12,562 17,920	13,292 22,739	17,035 43,417	19,432 43,461	25,916 31,475	20,086 23,195	25,431 54,028	30,554 26,548	37,402 57,325	
Total value of principal and other articles.	12,945,605 91,783,847	12,506,642 89,697,392	12,738,469 86,548,860	16,047,263 106,347,349	19,217,918 113,041,627	20,403,610 126,092,155	20,205,740 120,081,188	21,764,021 138,789,261	19,854,585 141,015,465	22,964,537 126,961,691	

STATEMENT of the Quantities and Values of the Principal and Other Articles of Merchandise (Produce and Manufacture of Great Britain), Exported from Great Britain to Canada and the United States, respectively, during the Years ended December 31, 1893 to 1902, inclusive. — (From British Returns.)

GREAT BRITAIN.

Abbreviations: C., Canada; U.S., United States.

ARTICLES.	QUANTITIES AND VALUES.										
	1893.	1894.	1895.	1896.	1897.	1898.	1899.	1900.	1901.	1902.	
Alkali.....	212,500 Cwt. { £..... { Cwt. {	230,100 60,011 3,336,700 764,949	212,000 53,488 3,524,400 769,644	202,700 49,342 2,226,300 495,912	178,600 44,005 1,925,500 439,706	191,700 50,028 855,500 169,226	223,400 44,735 681,100 137,823	247,800 63,642 742,900 160,159	175,414 54,055 403,902 103,712	263,294 71,713 401,978 109,425	
Animals living:—											
Horses.....	280 17,094 510 190,050	71 4,327 224 43,094	40 4,492 126 15,685	26 1,968 59 8,275	32 2,496 65 7,949	121 5,115 115 13,503	158 12,072 185 18,520	158 16,008 439 39,226	139 11,337 574 70,383	215 23,136 853 94,403	
Bulls, oxen, cows and calves.....	20 585 13,164	26 552 7,062	10 210 9,000	19 575 5,727	9 306 10,511	140 3,209 17,150	253 6,600 23,239	572 17,169 29,108	402 16,462 27,252	374 24,048 41,298	
Sheep and lambs.....	2,024 14,985	161 1,085	351 1,383	184 953	333 1,369	317 1,331	704 2,693	703 3,706	567 3,834	155 2,370	
Apparel and haberdashery.....	512,635 193,326	381,424 124,279	452,066 158,832	411,718 105,788	360,228 88,934	391,699 77,006	384,723 84,874	398,647 101,077	406,501 96,870	528,387 162,428	
Arms, ammunition and military stores.....	16,493 45,059	23,916 24,112	29,250 22,622	257,649 24,973	138,754 21,374	52,954 169,557	41,271 79,240	53,900 57,590	108,769 39,884	80,322 32,369	
Beer and ale.....	4,754 19,349 46,575 210,448	3,719 14,729 36,892 165,506	3,330 14,081 40,745 187,525	2,980 12,121 33,553 152,233	3,468 14,785 32,640 159,796	3,638 15,460 32,487 146,193	3,818 16,345 38,168 173,319	4,287 18,984 47,699 210,462	3,908 16,938 43,882 204,423	3,588 15,791 42,940 206,324	
Bleaching materials.....	31,700 12,924 786,600 334,141	23,400 9,127 786,400 311,022	20,400 7,059 891,300 317,089	19,300 6,758 744,200 253,736	28,100 9,072 754,300 236,886	27,300 7,913 738,300 194,371	27,300 6,864 872,100 199,699	18,100 5,880 880,700 245,425	24,400 8,523 723,200 243,917	14,900 4,703 649,700 199,928	

* Includes 'All other animals' except 'Horses.'

GREAT BRITAIN.

STATEMENT of the Quantities and Values of the Principal and Other Articles of Merchandise (Produce and Manufacture of Great Britain), Exported from Great Britain to Canada and the United States, respectively, during the Years ended December 31, 1893 to 1902, inclusive.—*Con.* (From British Returns.)

Abbreviations: C., Canada; U.S., United States.

ARTICLES.	QUANTITIES AND VALUES.									
	1893.	1894.	1895.	1896.	1897.	1898.	1899.	1900.	1901.	1902.
Books, printed	{ C. £	{ 7,253 61,061	{ 8,139 62,785	{ 8,335 57,528	{ 9,543 73,881	{ 9,900 73,031	{ 8,888 66,220	{ 9,925 73,436	{ 8,912 67,208	{ 9,623 73,336
Books, printed	{ U.S. £	{ 39,750 317,731	{ 38,048 301,448	{ 41,665 313,026	{ 43,087 365,477	{ 40,410 301,636	{ 41,852 313,104	{ 46,963 324,681	{ 43,933 344,908	{ 43,108 374,689
Caoutchouc, manufactures of	{ C. £	{ 19,147 85,389	{ 27,222 96,121	{ 19,659 56,708	{ 18,651 62,090	{ 27,736 45,002	{ 28,658 48,956	{ 24,810 51,553	{ 25,104 50,807	{ 28,997 44,796
Carrriages, viz :—	{ C. £	{ 44,553 200,225	{ 50,805 70,744	{ 27,750 162,702	{ 35,982 187,412	{ 16,512 24,308	{ 3,603 5,664	{ 1,512 3,473	{ 1,400 1,787	{ 439 1,970
Cycles and parts thereof	{ U.S. £	{ 28,607 50,906	{ 34,172 143,089	{ 25,443 140,197	{ 31,521 85,074	{ 21,161 65,720	{ 37,695 46,552	{ 30,406 34,171	{ 17,637 8,102	{ 8,642 15,288
Cement	{ Tons. £	{ 186,940 314,366	{ 143,089 235,372	{ 140,197 224,013	{ 85,074 135,028	{ 65,720 107,177	{ 46,552 87,895	{ 34,171 68,395	{ 15,288 17,529	{ 16,801 31,811
Chemical products and preparations, unconcentrated, including dye-stuffs and sulphate of copper	{ C. £	{ 66,575 495,660	{ 58,459 531,379	{ 63,176 625,407	{ 72,454 524,939	{ 79,317 618,183	{ 121,146 542,904	{ 127,448 600,847	{ 123,259 478,556	{ 120,081 483,113
Clay, unmiid	{ U.S. £	{ 5,779 6,377	{ 4,512 6,372	{ 5,953 7,975	{ 4,750 6,380	{ 6,596 8,539	{ 9,348 11,499	{ 8,898 11,561	{ 6,774 8,281	{ 11,076 13,059
Coal, cinders and fuel	{ Tons. £	{ 72,194 29,403	{ 88,294 35,706	{ 100,881 35,316	{ 108,831 40,136	{ 116,359 43,156	{ 70,849 31,849	{ 33,328 32,321	{ 108,708 59,993	{ 144,548 103,621
Coal, products of, &c	{ Tons. £	{ 128,817 4,681	{ 118,251 6,595	{ 145,018 9,641	{ 76,682 10,199	{ 88,117 10,063	{ 98,456 11,120	{ 59,192 16,361	{ 112,011 9,297	{ 595,818 10,296
Coal, products of, &c	{ U.S. £	{ 128,817 60,408	{ 118,251 60,408	{ 145,018 108,184	{ 76,682 119,377	{ 88,117 108,894	{ 98,456 109,613	{ 59,192 131,126	{ 112,011 101,578	{ 595,818 128,421

SESSIONAL PAPER No. 10

Cordage and twine.....	Cwt. { C..... U.S. {	3,602	1,889	3,083	2,331	2,385	2,419	2,998	2,715	8,606	9,594
		9,691	7,374	8,815	6,721	7,003	8,872	9,298	8,684	8,684	22,814
Cotton yarn.....	Cwt. { C..... U.S. {	2,686	1,901	2,777	3,715	1,942	2,493	1,923	669	1,291	6,326
		8,345	4,965	7,554	5,000	3,025	5,223	5,223	2,504	2,504	3,616
Cotton yarn.....	Lbs. { C..... U.S. {	692,400	556,900	915,500	1,010,400	853,400	1,159,200	1,467,400	1,313,400	1,169,700	1,575,800
		31,937	27,522	40,106	45,594	39,073	46,346	66,083	73,963	64,483	86,916
Cottons, entered by the yard.....	Yds. { C..... U.S. {	1,083,700	987,300	1,458,500	1,627,200	1,919,800	2,899,800	4,640,200	2,978,000	4,428,200	4,428,200
		86,927	70,031	109,634	109,634	118,555	137,691	225,272	403,127	274,018	380,537
Cottons, entered by the yard.....	Yds. { C..... U.S. {	26,847,700	23,470,900	27,985,800	24,394,500	22,972,300	29,061,900	34,159,600	40,277,300	36,204,300	48,347,400
		457,470	368,345	420,476	386,263	368,284	459,959	547,949	662,875	633,022	802,892
Cottons, entered at value.....	£ { C..... U.S. {	64,322,700	45,780,600	64,996,300	55,912,600	62,475,200	61,683,600	67,825,600	50,436,600	69,634,900	81,900,488
		1,528,616	1,074,555	1,585,351	1,399,581	1,508,246	1,248,812	1,805,530	1,698,519	1,406,637	1,900,488
Earthen and chinaware.....	£ { C..... U.S. {	296,047	274,104	280,501	323,983	358,886	365,989	370,600	425,093	478,477	507,012
		1,000,213	875,590	1,076,105	960,548	1,004,683	813,155	945,118	1,203,512	1,234,198	1,334,432
Fish of all sorts.....	£ { C..... U.S. {	128,113	97,916	96,657	115,074	143,269	172,148	138,249	144,874	152,610	152,126
		886,449	731,653	955,593	722,154	650,509	540,048	656,017	602,635	512,364	498,388
Flax and hemp, dressed and undressed.....	Cwt. { C..... U.S. {	6,463	4,051	2,760	3,788	4,163	5,294	6,069	2,947	3,481	5,174
		127,882	150,090	180,589	224,201	180,331	227,701	282,074	169,437	144,928	202,062
Glass manufactures.....	£ { C..... U.S. {	307	1,276	631	800	3,724	455	1,612	1,230
		638	7,450	3,249	3,892	17,166	2,015	8,514	5,537
Hardware and cutlery, enumerated.....	£ { C..... U.S. {	33,553	31,334	39,415	26,941	35,286	20,878	26,062	26,273	24,825	36,621
		200,948	173,875	174,631	106,133	116,988	91,695	105,284	103,015	111,355	133,595
Hats of all sorts.....	Doz. { C..... U.S. {	46,441	46,984	50,405	51,994	56,459	73,882	97,737	105,408	100,586	119,214
		119,656	91,662	124,854	106,951	100,348	98,536	106,582	114,633	131,745	147,999
Implements and tools.....	£ { C..... U.S. {	83,338	56,791	50,451	56,793	61,503	72,952	75,476	86,547	72,547	93,468
		204,883	157,692	191,006	163,866	154,463	75,980	122,107	127,732	121,834	119,609
Jute manufactures: piece goods.....	Yds. { C..... U.S. {	193,688	165,140	177,380	158,748	126,533	145,488	130,787	135,576	155,836	141,913
		166,500	141,714	135,800	127,547	126,854	126,580	136,890	156,804	156,804	183,307
Leather, wrought and unwrought.....	£ { C..... U.S. {	31,060	29,639	47,685	43,901	25,268	11,084	8,705	14,376	5,374	12,837
		46,649	35,294	50,354	38,122	26,578	16,263	17,010	19,364	10,916	19,902
Leather, wrought and unwrought.....	£ { C..... U.S. {	13,801	12,272	10,708	9,664	12,823	13,857	20,591	22,482	18,333	23,311
		32,898	22,510	31,416	19,395	21,185	19,949	24,631	22,734	30,280	32,285
Leather, wrought and unwrought.....	Yds. { C..... U.S. {	12,735,100	9,646,100	10,813,800	16,497,500	13,543,000	15,814,000	11,861,500	13,539,000	15,589,700	18,490,200
		134,972	96,436	97,485	130,065	124,409	132,596	112,404	138,855	137,573	183,307
Leather, wrought and unwrought.....	£ { C..... U.S. {	155,989,000	107,585,300	121,065,900	134,251,900	151,013,000	104,796,700	100,414,200	86,473,700	121,073,700	119,430,100
		1,097,476	860,290	997,174	1,100,535	1,253,494	841,198	890,945	887,816	1,123,734	1,075,009
Leather, wrought and unwrought.....	£ { C..... U.S. {	39,352	26,681	29,791	25,695	25,212	35,568	43,507	48,300	44,331	65,339
		194,896	137,044	249,776	180,117	183,237	177,145	201,586	190,546	191,999	236,475

3-4 EDWARD VII., A. 1904

GREAT BRITAIN

STATEMENT of the Quantities and Values of the Principal and Other Articles of Merchandise (Produce and Manufacture of Great Britain), Exported from Great Britain to Canada and the United States, respectively, during the Years ended December 31, 1893 to 1902, inclusive. —*Con.* (From *British Returns.*)

Abbreviations : C., Canada ; U.S., United States.

QUANTITIES AND VALUES.

ARTICLES.

	1893.	1894.	1895.	1896.	1897.	1898.	1899.	1900.	1901.	1902.
Linen, entered by the yard.....	{ C { Yds.	6,422,900	8,830,600	7,840,100	7,076,606	8,733,700	9,808,500	9,954,300	9,266,500	10,401,300
	{ U.S. { £	135,054	141,104	132,490	118,618	146,807	171,276	186,539	176,735	194,147
Linen, entered at value.....	{ C { Yds.	85,238,400	84,721,700	126,620,200	103,081,300	87,001,800	91,075,600	81,856,400	88,839,000	97,749,700
	{ U.S. { £	1,804,024	1,681,327	2,198,840	1,914,817	1,631,288	1,874,303	1,901,476	2,029,973	2,282,435
Machinery and mill work.....	{ C { £	71,671	58,739	90,914	85,923	88,135	87,277	98,148	86,786	103,983
	{ U.S. { £	600,958	509,013	659,851	596,426	529,814	599,981	639,860	608,424	647,391
Medicines, drugs and medicinal preparations.....	{ C { £	107,313	74,579	57,828	68,694	105,849	180,980	190,165	130,471	134,943
	{ U.S. { £	636,401	323,868	584,868	541,503	338,845	462,938	802,836	565,277	690,439
Metals:—	{ C { Tons.	30,989	25,373	25,838	28,990	31,066	41,940	47,702	52,957	46,631
	{ U.S. { £	38,006	33,779	40,691	37,917	38,547	46,464	45,679	32,252	47,007
Iron, wrought and unwrought.....	{ C { Tons.	223,500	119,348	105,480	90,552	62,940	119,111	78,798	136,274	265,817
	{ U.S. { Tons.	1,234,305	759,365	674,485	626,976	541,660	954,438	863,988	1,007,428	1,874,505
Copper, wrought and unwrought.....	{ C { Tons.	348,716	279,399	315,801	185,266	119,928	133,685	134,084	150,943	672,730
	{ U.S. { £	4,315,286	3,442,000	3,381,748	2,004,988	1,469,193	1,279,791	1,637,471	1,740,148	1,948,415
Lead: pig, sheet, piping and other manufactures.....	{ C { Cwt.	10,524	9,568	8,690	8,449	7,068	9,405	4,756	9,100	8,460
	{ U.S. { £	29,953	25,229	23,218	24,145	21,865	37,486	20,500	33,682	39,194
	{ C { Tons.	6,285	5,943	21,447	5,215	2,692	105,478	58,951	30,176	27,500
	{ U.S. { £	16,491	12,910	48,237	13,784	6,834	407,957	236,176	104,828	72,911
	{ C { Tons.	1,349	1,068	2,061	1,369	2,039	2,041	1,343	2,323	1,863
	{ U.S. { £	14,490	10,786	22,166	17,449	27,507	46,238	26,164	34,574	26,215
	{ C { Tons.	394	1,901	3,521	159	154	80	66	98	555
	{ U.S. { £	4,096	19,024	36,244	1,390	2,237	1,178	1,733	7,453

SESSIONAL PAPER No. 10

Tin, unwrought	Cwt. { C..... U.S.}	7,139	6,183	6,064	4,589	4,090	5,999	4,379	6,680
		24,207	19,863	19,460	16,001	25,422	40,862	27,033	40,451
Unenumerated, and manufactures thereof	£ { C..... U.S.}	2,626	4,044	8,912	5,944	11,340	8,694	12,731	15,599
		8,894	9,987	14,433	11,673	12,639	22,622	20,687	22,071
Oil seed	Tons. { £ Tons.}	66,802	63,180	60,742	59,527	80,794	83,588	69,619	64,719
		3,751	3,400	2,294	3,229	3,839	3,439	3,255	2,328
Oil and floor cloth	Sq. yds. { £ Sq. yds.}	75,679	63,441	37,798	54,816	74,575	90,312	87,997	67,857
		17,283	743	623	1,377	939	1,321	1,521	2,238
Painters' colours and materials	£ { C..... U.S.}	17,073	18,210	13,906	17,344	20,994	37,053	42,142	59,054
		519,900	478,300	382,200	637,300	938,600	1,500,000	1,188,200	1,297,700
Paper, of all sorts	Cwt. { £ Cwt.}	33,042	26,873	24,064	39,682	50,281	67,166	69,808	77,045
		1,050,700	1,508,300	2,254,200	498,200	873,900	1,251,100	1,493,300	2,832,100
Pickles, vinegar, sauces, &c.	£ { C..... U.S.}	58,665	80,141	103,212	41,762	90,691	102,980	118,388	191,572
		50,101	50,977	45,258	54,959	72,222	61,287	62,621	62,445
Rags and other materials for making paper	Tons. { £ Tons.}	129,588	122,491	119,151	103,148	108,125	120,325	111,542	113,593
		26,549	22,211	22,162	19,355	21,739	38,521	31,244	33,157
Salt	Tons. { £ Tons.}	49,684	43,126	40,108	37,227	40,023	63,542	57,379	54,135
		29,010	26,026	22,527	19,876	18,129	20,215	23,533	30,211
Silk, thrown twist or yarn	Lbs. { £ Lbs.}	85,026	75,795	67,059	58,754	54,132	61,725	70,804	85,868
		51,729	51,844	60,330	66,962	83,614	82,580	87,707	111,130
Silks manufactures	£ { C..... U.S.}	198,243	172,466	181,275	156,726	178,690	126,785	138,751	147,409
		534	518	703	1,043	2,329	1,900	1,034	1,353
Skins, foreign dressed in Great Britain	No. { £ No.}	4,087	3,242	4,674	9,296	11,518	10,670	7,027	8,465
		39,714	34,288	32,521	31,776	39,052	34,865	29,444	31,693
Silks manufactures	£ { C..... U.S.}	307,082	290,702	196,308	189,679	228,695	233,490	223,030	222,082
		69,432	68,226	73,397	65,541	62,374	77,433	63,733	70,936
Silk, thrown twist or yarn	Lbs. { £ Lbs.}	55,173	45,436	45,109	43,978	36,621	61,930	51,005	57,380
		59,862	56,963	62,678	79,213	75,433	81,357	74,501	61,243
Skins, foreign dressed in Great Britain	No. { £ No.}	73,249	97,333	94,405	81,146	85,501	95,394	100,133	86,742
		2,015	4,000	4,800	3,800	7,900	4,500	2,400	5,600
Silks manufactures	£ { C..... U.S.}	1,612	1,850	1,447	1,430	2,038	2,038	1,151	2,662
		419,677	532,900	406,100	831,200	935,600	759,400	266,700	263,500
Skins, foreign dressed in Great Britain	No. { £ No.}	143,800	125,362	104,564	174,570	220,977	201,666	73,774	74,170
		88,125	53,088	44,201	67,891	108,821	111,388	107,723	119,988
Skins, foreign dressed in Great Britain	No. { £ No.}	297,331	179,575	160,590	168,041	197,516	222,724	203,699	201,756
		94,058	37,420	12,500	27,500	37,800	36,281	24,900	55,400
Skins, foreign dressed in Great Britain	No. { £ No.}	53,651	37,620	16,078	29,361	27,116	36,281	35,889	28,496
		3,413,842	2,318,300	4,918,700	3,709,900	3,753,900	3,197,200	2,243,600	3,134,300
Skins, foreign dressed in Great Britain	No. { £ No.}	439,542	260,533	279,909	294,435	321,091	386,203	269,663	362,668
		3,761	4,000	4,800	3,800	7,900	4,500	2,400	5,600
Skins, foreign dressed in Great Britain	No. { £ No.}	842	1,850	1,447	1,430	2,038	2,038	1,151	2,662
		419,677	532,900	406,100	831,200	935,600	759,400	266,700	263,500
Skins, foreign dressed in Great Britain	No. { £ No.}	143,800	125,362	104,564	174,570	220,977	201,666	73,774	74,170
		88,125	53,088	44,201	67,891	108,821	111,388	107,723	119,988
Skins, foreign dressed in Great Britain	No. { £ No.}	297,331	179,575	160,590	168,041	197,516	222,724	203,699	201,756
		94,058	37,420	12,500	27,500	37,800	36,281	24,900	55,400
Skins, foreign dressed in Great Britain	No. { £ No.}	53,651	37,620	16,078	29,361	27,116	36,281	35,889	28,496
		3,413,842	2,318,300	4,918,700	3,709,900	3,753,900	3,197,200	2,243,600	3,134,300
Skins, foreign dressed in Great Britain	No. { £ No.}	439,542	260,533	279,909	294,435	321,091	386,203	269,663	362,668
		3,761	4,000	4,800	3,800	7,900	4,500	2,400	5,600

GREAT BRITAIN.

STATEMENT of the Quantities and Values of the Principal and Other Articles of Merchandise (Produce and Manufacture of Great Britain), Exported from Great Britain to Canada and the United States, respectively, during the Years ended December 31, 1893 to 1902, inclusive.—*Con.* (From *British Returns*.)

Abbreviations: C., Canada; U.S., United States.

ARTICLES.	QUANTITIES AND VALUES.									
	1893.	1894.	1895.	1896.	1897.	1898.	1899.	1900.	1901.	1902.
Spirits, British and Irish.....	237,754 £	223,754 £	241,653 £	249,341 £	298,294 £	380,247 £	474,397 £	499,759 £	492,826 £	513,824 £
	85,600 Galls.	82,593 Galls.	90,338 Galls.	97,238 Galls.	114,183 Galls.	147,926 Galls.	174,500 Galls.	210,051 Galls.	216,700 Galls.	216,700 Galls.
	191,449 £	193,655 £	238,632 £	266,339 £	381,665 £	338,112 £	470,538 £	536,237 £	603,266 £	668,863 £
	97,078 £	70,642 £	99,506 £	106,478 £	160,242 £	145,691 £	204,800 £	243,191 £	290,287 £	335,898 £
Stationery, other than paper.....	26,920 £	25,116 £	25,432 £	21,312 £	24,556 £	24,833 £	23,757 £	27,338 £	36,141 £	34,564 £
	71,114 £	61,052 £	67,374 £	58,500 £	59,734 £	63,709 £	64,224 £	82,941 £	86,174 £	85,009 £
Telegraphic wires and apparatus.....	48,167 £	533,026 £	87,650 £	55,091 £	49,824 £	91,125 £	90,425 £	250,420 £	85,674 £	832,735 £
	5,192 £	4,576 £	1,753 £	1,147 £	4,535 £	15,585 £	50,657 £	519,175 £	35,048 £	388,222 £
Umbrellas and parasols.....	51,054 £	40,392 £	40,805 £	33,065 £	24,913 £	27,680 £	23,841 £	22,334 £	18,026 £	18,505 £
	41,916 £	15,359 £	16,206 £	11,309 £	5,838 £	8,408 £	5,272 £	5,118 £	12,073 £	15,648 £
Wool, sheep and lambs, raw or un- dressed.....	574,000 £	330,900 £	367,600 £	328,200 £	1,151,700 £	1,042,600 £	958,300 £	1,093,700 £	819,700 £	1,383,900 £
	17,982 £	14,025 £	16,066 £	13,189 £	47,963 £	39,317 £	31,096 £	44,139 £	26,058 £	37,631 £
	220,500 £	5,898,060 £	13,823,400 £	11,626,300 £	33,735,300 £	5,090,400 £	13,631,500 £	18,233,300 £	15,949,200 £	28,112,000 £
	223,962 £	162,761 £	485,599 £	399,938 £	1,238,285 £	128,563 £	371,121 £	513,063 £	370,328 £	641,652 £
Woolen and worsted yarn.....	130,200 £	140,600 £	224,300 £	191,800 £	182,600 £	294,800 £	423,300 £	570,000 £	487,000 £	649,000 £
	17,982 £	17,240 £	23,998 £	23,104 £	16,559 £	36,743 £	48,321 £	39,390 £	51,246 £	36,200 £
	192,300 £	98,700 £	4,494,800 £	463,500 £	745,200 £	125,500 £	123,200 £	49,100 £	29,100 £	36,200 £
	23,044 £	11,093 £	149,293 £	53,665 £	72,635 £	13,948 £	16,004 £	3,783 £	2,565 £	29,299 £
Woolen and worsted tissues, entered at the yard.....	17,142,400 £	12,123,500 £	13,329,300 £	13,225,400 £	14,842,200 £	13,816,400 £	13,307,000 £	14,067,600 £	15,953,000 £	18,413,200 £
	1,218,633 £	866,133 £	937,618 £	912,380 £	923,619 £	1,034,105 £	1,082,549 £	1,212,695 £	1,346,083 £	1,602,754 £
	30,428,700 £	19,528,300 £	88,030,900 £	45,034,700 £	50,814,100 £	15,434,100 £	15,228,500 £	15,685,300 £	14,950,500 £	23,215,600 £
	2,988,286 £	1,599,870 £	6,430,218 £	3,489,131 £	3,373,927 £	1,099,649 £	1,219,190 £	1,243,495 £	1,042,542 £	1,372,376 £
Woolen and worsted tissues, entered at value.....	195,332 £	173,880 £	166,926 £	158,918 £	160,299 £	204,427 £	276,349 £	254,648 £	217,638 £	218,820 £
	148,055 £	87,528 £	253,420 £	227,732 £	171,559 £	91,459 £	103,561 £	108,056 £	83,741 £	109,085 £

3-4 EDWARD VII., A. 1904

SESSIONAL PAPER No. 10

Cotton manufactures	{ C { U.S.	18,767 13,976	15,637 6,314	14,259 8,460	18,065 9,470	13,864 26,473	23,638 81,197	29,574 107,807	39,452 70,855	46,279 73,469	40,476 85,185
Drugs	{ C { U.S.	3,650 256,804	2,872 373,043	2,903 189,245	3,628 239,230	4,178 256,361	4,121 281,873	27,513 323,738	56,683 362,864	50,919 331,834	39,730 243,516
Dying and tanning stuffs—	{ C { U.S.	9,256 231,103	7,753 143,143	10,108 193,144	10,369 171,137	14,755 244,636	13,690 222,043	17,177 247,587	6,092 104,634	15,326 234,409	4,288 71,532
Embroidery and needlework	{ C { U.S.	34,254 3,605	19,859 6,338	25,015 3,299	26,620 4,849	8,306 1,822	22,808 3,945	34,440 16,565	49,430 25,868	58,697 11,475	63,169 7,373
Farinaceous substances, including sago	{ C { U.S.	6,352 21,350	7,163 35,175	7,657 33,799	7,639 35,130	6,177 17,173	6,380 20,279	6,628 29,685	4,043 22,757	4,710 23,757	2,535 16,174
Feathers, ornamental	{ C { U.S.	2,263 5,951	1,183 2,997	1,259 848	4,793 1,226	3,630 1,303	3,854 1,009	5,635 1,559	2,707 987	1,158 722	5,438 2,553
Fish, cured or salted	{ C { U.S.	13,248 103,259	7,044 95,189	6,343 106,861	7,330 70,618	9,006 80,626	7,733 75,168	9,393 63,856	8,134 64,439	10,972 60,835	9,998 57,356
Flax, dressed, maddressed and tow	{ C { U.S.	2,745 63,698	2,213 58,037	5,355 109,284	3,298 77,601	3,256 103,467	2,228 72,802	2,489 78,544	2,197 69,847	3,131 111,388	4,970 149,537
Flowers, artificial	{ C { U.S.	5,324 18,845	8,922 12,396	6,088 5,396	7,838 5,270	5,512 63,639	6,200 59,174	4,515 45,955	2,781 78,722	4,277 98,633	4,932 84,270
Fruits:—	{ C { U.S.	1,519 1,105	3,076 2,370	1,546 975	2,209 1,759	1,910 1,534	973 815	1,162 1,052	490 746	1,101 1,745	241 269
Currents	{ C { U.S.	2,716 3,257	3,496 1,705	2,645 1,141	788 665	1,227 1,463	2,397 2,360	216 280	8,976 16,131	8,548 10,146	151 157
Figs	{ C { U.S.	2,779 3,479	3,183 3,089	2,738 2,456	529 622	26 54	8 28	1,461 1,501	1,836 1,064	287 250	397 270
Grapes, raw	{ C { U.S.	21,289 24,697	18,991 21,967	10,568 14,006	5,192 8,880	10,135 11,929	24,065 22,804	5,083 5,659	10,307 15,062	7,107 9,900	6,764 9,519
+ Cwt.	{ C { U.S.	14,194 7,336	12,191 6,768	11,313 7,638	8,238 4,258	9,139 5,154	8,526 5,352	9,800 5,897	45,148 6,256	45,639 6,256	46,624 7,612
	{ C { U.S.	58,185 29,429	35,044 18,659	73,819 40,755	25,674 11,206	25,599 12,297	37,592 16,994	48,935 31,654	47,386 38,455	463,264 68,197	408,513 105,073

3-4 EDWARD VII., A. 1904

GREAT BRITAIN.

STATEMENT of Quantities and Values of the Principal and Other Articles of Merchandise (Foreign and Colonial Produce) Exported from Great Britain to Canada and the United States, respectively, during the Years ended December 31, 1893 to 1902, inclusive.
Cont. (From British Returns.)

Abbreviations: C., Canada; U.S., United States.

QUANTITIES AND VALUES.

ARTICLES.

	1893.	1894.	1895.	1896.	1897.	1898.	1899.	1900.	1901.	1902.
<i>Fruits—Con.</i>										
Oranges and lemons.....	{ C..... { Bush. 40,902	{ C..... { Bush. 74,774	{ C..... { Bush. 101,907	{ C..... { Bush. 107,389	{ C..... { Bush. 105,732	{ C..... { Bush. 77,326	{ C..... { Bush. 87,786	{ C..... { Bush. 466,305	{ C..... { Bush. 500,785	{ C..... { Bush. 493,773
	{ U.S.. { £ 9,161	{ U.S.. { £ 16,295	{ U.S.. { £ 27,380	{ U.S.. { £ 30,203	{ U.S.. { £ 26,375	{ U.S.. { £ 19,307	{ U.S.. { £ 20,069	{ U.S.. { £ 31,692	{ U.S.. { £ 23,018	{ U.S.. { £ 27,966
	{ C..... { Cwt. 15,347	{ C..... { Cwt. 62,418	{ C..... { Cwt. 422,557	{ C..... { Cwt. 505,543	{ C..... { Cwt. 557,463	{ C..... { Cwt. 94,712	{ C..... { Cwt. 124,155	{ C..... { Cwt. 413,434	{ C..... { Cwt. 494,532	{ C..... { Cwt. 435,876
	{ U.S.. { £ 3,902	{ U.S.. { £ 13,535	{ U.S.. { £ 94,639	{ U.S.. { £ 132,366	{ U.S.. { £ 117,027	{ U.S.. { £ 23,301	{ U.S.. { £ 31,551	{ U.S.. { £ 38,455	{ U.S.. { £ 68,197	{ U.S.. { £ 12,386
	{ C..... { Cwt. 5,845	{ C..... { Cwt. 6,333	{ C..... { Cwt. 6,297	{ C..... { Cwt. 3,559	{ C..... { Cwt. 2,221	{ C..... { Cwt. 1,457	{ C..... { Cwt. 880	{ C..... { Cwt. 2,588	{ C..... { Cwt. 726	{ C..... { Cwt. 1,101
	{ U.S.. { £ 5,758	{ U.S.. { £ 5,182	{ U.S.. { £ 7,601	{ U.S.. { £ 4,111	{ U.S.. { £ 2,410	{ U.S.. { £ 1,599	{ U.S.. { £ 1,281	{ U.S.. { £ 3,991	{ U.S.. { £ 760	{ U.S.. { £ 1,773
	{ C..... { Cwt. 14,359	{ C..... { Cwt. 5,705	{ C..... { Cwt. 5,345	{ C..... { Cwt. 3,953	{ C..... { Cwt. 1,933	{ C..... { Cwt. 363	{ C..... { Cwt. 369	{ C..... { Cwt. 5,016	{ C..... { Cwt. 2,638	{ C..... { Cwt. 2,131
	{ U.S.. { £ 13,689	{ U.S.. { £ 5,606	{ U.S.. { £ 6,429	{ U.S.. { £ 4,368	{ U.S.. { £ 2,354	{ U.S.. { £ 463	{ U.S.. { £ 585	{ U.S.. { £ 6,328	{ U.S.. { £ 3,835	{ U.S.. { £ 4,227
Unenumerated, raw	{ C..... { Bush.	{ C..... { Bush.	{ C..... { Bush.	{ C..... { Bush.	{ C..... { Bush.	{ C..... { Bush.	{ C..... { Bush.	{ C..... { Bush.	{ C..... { Bush.	{ C..... { Bush.
	{ U.S.. { £ 1,508	{ U.S.. { £ 12	{ U.S.. { £ 16	{ U.S.. { £ 5	{ U.S.. { £ 5	{ U.S.. { £ 5	{ U.S.. { £ 5	{ U.S.. { £ 5	{ U.S.. { £ 5	{ U.S.. { £ 5
	{ C..... { Cwt. 3,101	{ C..... { Cwt. 7,849	{ C..... { Cwt. 4,848	{ C..... { Cwt. 4,602	{ C..... { Cwt. 6,049	{ C..... { Cwt. 3,817	{ C..... { Cwt. 7,425	{ C..... { Cwt. 2,889	{ C..... { Cwt. 4,771	{ C..... { Cwt. 6,435
	{ U.S.. { £ 2,294	{ U.S.. { £ 5,095	{ U.S.. { £ 2,784	{ U.S.. { £ 3,245	{ U.S.. { £ 4,567	{ U.S.. { £ 2,314	{ U.S.. { £ 5,422	{ U.S.. { £ 1,764	{ U.S.. { £ 2,281	{ U.S.. { £ 3,291
	{ C..... { Cwt. 75,405	{ C..... { Cwt. 102,136	{ C..... { Cwt. 75,223	{ C..... { Cwt. 72,035	{ C..... { Cwt. 105,184	{ C..... { Cwt. 74,402	{ C..... { Cwt. 123,805	{ C..... { Cwt. 139,340	{ C..... { Cwt. 58,835	{ C..... { Cwt. 84,025
	{ U.S.. { £ 51,591	{ U.S.. { £ 64,841	{ U.S.. { £ 51,432	{ U.S.. { £ 49,911	{ U.S.. { £ 70,597	{ U.S.. { £ 47,391	{ U.S.. { £ 73,115	{ U.S.. { £ 80,601	{ U.S.. { £ 32,473	{ U.S.. { £ 40,363
	{ C..... { Cwt. 261	{ C..... { Cwt. 610	{ C..... { Cwt. 719	{ C..... { Cwt. 450	{ C..... { Cwt. 465	{ C..... { Cwt. 816	{ C..... { Cwt. 394	{ C..... { Cwt. 538	{ C..... { Cwt. 637	{ C..... { Cwt. 372
	{ U.S.. { £ 1,265	{ U.S.. { £ 3,036	{ U.S.. { £ 3,646	{ U.S.. { £ 2,085	{ U.S.. { £ 1,931	{ U.S.. { £ 2,840	{ U.S.. { £ 1,430	{ U.S.. { £ 1,739	{ U.S.. { £ 2,147	{ U.S.. { £ 1,812
	{ C..... { Cwt. 59,830	{ C..... { Cwt. 65,969	{ C..... { Cwt. 74,967	{ C..... { Cwt. 65,498	{ C..... { Cwt. 75,540	{ C..... { Cwt. 74,364	{ C..... { Cwt. 80,925	{ C..... { Cwt. 95,565	{ C..... { Cwt. 78,692	{ C..... { Cwt. 90,776
	{ U.S.. { £ 251,548	{ U.S.. { £ 286,347	{ U.S.. { £ 301,080	{ U.S.. { £ 259,472	{ U.S.. { £ 285,153	{ U.S.. { £ 284,289	{ U.S.. { £ 286,292	{ U.S.. { £ 325,534	{ U.S.. { £ 285,635	{ U.S.. { £ 305,812
	{ C..... { Tons. 1,210	{ C..... { Tons. 803	{ C..... { Tons. 2,528	{ C..... { Tons. 2,644	{ C..... { Tons. 4,145	{ C..... { Tons. 3,553	{ C..... { Tons. 4,197	{ C..... { Tons. 2,427	{ C..... { Tons. 3,523	{ C..... { Tons. 3,486
	{ U.S.. { £ 32,260	{ U.S.. { £ 20,218	{ U.S.. { £ 50,475	{ U.S.. { £ 54,558	{ U.S.. { £ 77,683	{ U.S.. { £ 87,456	{ U.S.. { £ 123,300	{ U.S.. { £ 90,576	{ U.S.. { £ 106,343	{ U.S.. { £ 138,279
	{ C..... { Tons. 12,266	{ C..... { Tons. 8,496	{ C..... { Tons. 10,334	{ C..... { Tons. 16,640	{ C..... { Tons. 4,834	{ C..... { Tons. 11,182	{ C..... { Tons. 14,172	{ C..... { Tons. 14,665	{ C..... { Tons. 33,287	{ C..... { Tons. 17,233
	{ U.S.. { £ 354,514	{ U.S.. { £ 202,704	{ U.S.. { £ 257,620	{ U.S.. { £ 347,265	{ U.S.. { £ 102,820	{ U.S.. { £ 320,152	{ U.S.. { £ 456,467	{ U.S.. { £ 552,668	{ U.S.. { £ 1,044,493	{ U.S.. { £ 709,647
Hemp, dressed and undressed.....	{ C..... { Cwt. 2,211	{ C..... { Cwt. 3,620	{ C..... { Cwt. 6,354	{ C..... { Cwt. 5,337	{ C..... { Cwt. 6,691	{ C..... { Cwt. 11,340	{ C..... { Cwt. 9,365	{ C..... { Cwt. 6,611	{ C..... { Cwt. 10,838	{ C..... { Cwt. 14,747
	{ U.S.. { £ 6,251	{ U.S.. { £ 9,448	{ U.S.. { £ 16,514	{ U.S.. { £ 16,505	{ U.S.. { £ 20,222	{ U.S.. { £ 31,283	{ U.S.. { £ 25,919	{ U.S.. { £ 19,663	{ U.S.. { £ 36,050	{ U.S.. { £ 45,176
	{ C..... { Cwt. 87,486	{ C..... { Cwt. 50,703	{ C..... { Cwt. 283,198	{ C..... { Cwt. 38,796	{ C..... { Cwt. 213,222	{ C..... { Cwt. 375,949	{ C..... { Cwt. 274,343	{ C..... { Cwt. 284,248	{ C..... { Cwt. 175,072	{ C..... { Cwt. 126,949
	{ U.S.. { £ 206,492	{ U.S.. { £ 128,471	{ U.S.. { £ 566,257	{ U.S.. { £ 81,842	{ U.S.. { £ 468,721	{ U.S.. { £ 885,449	{ U.S.. { £ 591,987	{ U.S.. { £ 651,464	{ U.S.. { £ 458,732	{ U.S.. { £ 363,986

SESSIONAL PAPER No. 10

Jute and mfrs. of.....	{ C..... { U.S..	746	5,239	4,933	6,904	5,181	16,413
		94,089	69,833	44,544	1,040,266	1,218,366	782,836
Lace.....	{ C..... { U.S..	32,761	23,306	25,620	37,115	40,289	44,816
		90,939	381,814	358,701	523,766	567,288	793,985
Leather.....	{ C..... { U.S..	201,627	43,408	29,008	8,288	26,880	54,544
		3,198	3,130	2,815	1,159	3,100	4,525
Leather manufactures.....	{ C..... { U.S..	8,392,032	9,174,032	8,364,608	7,299,712	6,105,792	4,578,112
		660,925	513,322	604,225	536,402	460,973	378,902
Leather manufactures.....	{ C..... { U.S..	11,530	7,269	12,101	14,489	11,469	12,247
		9,822	39,896	58,309	57,006	48,736	34,000
Liquorice.....	{ C..... { U.S..	354	1,063	3,803	4,813	2,770	714
		749	1,593	6,946	8,189	4,977	1,198
Metals—	{ C..... { U.S..	1,078	56	2,538	28	168	168
		2,015	1,215	6,799	84	320	455
Copper unwrought, part wrought and old copper.....	{ C..... { U.S..	16	20	51	31
		3,086	697	14	1,460	3,523	1,950
Iron bars, &c.....	{ C..... { U.S..	1,113	149	14,645	12,665	19,003	10,850
		49,983	7,626	1,127,422	963,857	1,396,519	697,274
Iron and steel manufactures, manu- incrated.....	{ C..... { U.S..	214	915	591	178	415	1,061
		3,374	6,782	5,492	2,015	3,904	9,021
Tin in blocks, ingots, bars or slabs.....	{ C..... { U.S..	17,060	2,289	6,782	2,633	2,517	1,578
		12,256	9,585	10,354	8,072	6,219	26,828
Oil, castor.....	{ C..... { U.S..	90,796	102,398	130,501	83,882	61,669	31,300
		51,181	43,652	3,136	5,497	16,609	12,611
Oil, cocoanut.....	{ C..... { U.S..	18,153	15,637	2,236	17,443	13,560	31,180
		171,714	103,187	133,978	58,687	83,061	23,685
Painters' colours.....	{ C..... { U.S..	74,243	56,271	87,318	55,129	47,035	23,685
		2,383	799	1,689	1,476	1,545	1,740
+Cwt.	{ C..... { U.S..	17,090	2,565	5,116	4,974	9,297	10,063
		236,846	286,067	231,691	234,448	319,951	360,560
Painters' colours.....	{ C..... { U.S..	984,740	909,619	1,391,722	1,947,689	2,161,464	2,161,464
		3,294	3,691	1,925	1,244	1,787	1,107
Painters' colours.....	{ C..... { U.S..	3,713	2,217	4,536	1,752	1,700	1,503
		542	1,563	763	109	56	104
Painters' colours.....	{ C..... { U.S..	761	1,774	192	122	293
	
Painters' colours.....	{ C..... { U.S..	26,925	45,163	73,727	106,995	142,399	135,965
		32,034	34,465	91,146	132,377	176,800	201,671
Painters' colours.....	{ C..... { U.S..	2,338	4,427	6,051	3,278	1,938	2,572
		7,965	5,552	4,288	3,617	3,529	3,032

SESSIONAL PAPER No. 10

Straw plaiting for making hats or bonnets.....	{ C..... } £	18,151	19,600	16,476	19,474	23,825	44,434	51,065	22,243
	{ U.S. } £	2,605	3,114	1,217	1,359	2,627	5,192	2,467	2,802
	{ C..... } £	1,251,841	1,503,758	676,200	662,572	916,157	738,607	181,530	393,100
	{ U.S. } £	165,973	148,410	115,018	60,831	83,692	66,782	18,383	43,170
Sugar, refined and unrefined.....	{ C..... } Cwt.	43,030	3,660	26,258	5,730	24,207	69,769	38,016	5,654
	{ U.S. } Cwt.	22,996	2,487	11,241	3,860	13,024	35,326	3,292	213
	{ C..... } £	123,652	184,278	20,681	106,646	256,888	177,127	11,411	2,453
	{ U.S. } £	87,431	108,634	9,977	68,593	133,182	147,772	112,994	6,029
Tea.....	{ C..... } Lbs.	4,955,286	4,062,331	3,888,140	4,238,444	4,153,162	3,543,198	3,642,259	4,966,470
	{ U.S. } Lbs.	218,967	206,239	167,706	170,389	164,910	140,446	133,809	177,858
	{ C..... } £	2,987,063	3,230,710	3,377,865	4,526,256	3,189,377	2,076,256	4,256,061	5,036,141
	{ U.S. } £	141,319	146,242	206,301	146,646	119,457	94,463	171,195	196,752
Wine.....	{ Galls. } £	14,089	14,446	11,218	11,682	20,119	21,065	20,368	11,678
	{ U.S. } £	9,192	7,121	7,446	6,853	12,370	13,945	12,763	7,492
	{ Galls. } £	23,828	19,402	21,853	23,079	26,652	28,379	25,848	30,488
	{ U.S. } £	20,994	18,819	22,040	20,170	24,981	26,502	27,012	32,433
Wood—Furniture, veneers and hard-woods.....	{ Tons. } £	3,748	1,898	3,119	3,579	3,458	5,518	7,333	7,819
	{ U.S. } £	49,483	37,951	46,393	41,916	56,479	89,038	108,321	117,047
	{ Tons. } £	1,823,415	892,200	1,249,800	752,200	2,074,500	2,913,000	2,437,137	2,413,850
	{ U.S. } £	67,585	34,870	40,735	92,583	63,027	99,307	84,352	96,821
	{ Tons. } £	52,686,306	53,003,894	125,226,620	67,965,800	155,230,900	42,560,100	42,278,335	47,931,511
	{ U.S. } £	1,733,700	1,641,168	4,132,619	2,210,616	5,314,373	1,334,823	1,173,448	1,510,018
	{ Tons. } £	132,486	117,043	95,196	65,989	57,746	113,379	112,637	119,399
	{ U.S. } £	577,245	415,353	488,042	268,265	315,513	302,175	252,848	281,521
Total value principal and other articles, Foreign and Colonial merchandise.....	{ C..... } £	1,283,747	997,218	1,002,235	873,932	940,081	1,336,820	1,353,791	1,465,054
	{ U.S. } £	11,757,922	11,975,981	16,119,591	11,611,559	16,939,286	13,817,988	16,856,093	17,563,124
Recapitulation:—Totals, Produce and Manufacture of Great Britain.....	{ C..... } £	6,658,240	5,531,021	5,284,446	5,352,029	5,171,850	5,838,000	6,969,535	7,605,472
	{ U.S. } £	23,957,352	18,799,485	27,948,112	20,424,222	29,994,631	14,716,489	18,119,380	19,780,831
Totals, Foreign and Colonial Merchandise.....	{ C..... } £	1,283,747	997,218	1,002,235	873,932	940,081	1,336,820	1,353,791	1,465,054
	{ U.S. } £	11,757,922	11,975,981	16,119,591	11,611,559	16,939,286	13,817,988	16,856,092	17,563,124
Totals, British and Foreign Exports.....	{ C..... } £	7,941,987	6,528,239	6,286,731	6,225,961	6,111,931	7,174,820	8,323,326	9,058,789
	{ U.S. } £	35,715,274	30,775,466	44,067,703	32,035,784	37,933,917	28,534,477	34,975,472	37,343,955

* Included with "Spices, all other sorts." † "Skins, fur, unenumerated" prior to 1897.

GREAT BRITAIN.

STATEMENT of the Quantities and Values of the Principal and Other Articles of Merchandise (Foreign and Colonial Produce) Exported from Great Britain to Canada and United States, respectively, during the Years ended December 31, 1893 to 1902, inclusive
Con. (From British Returns.)

Abbreviations: C., Canada; U. S., United States.

Articles.	QUANTITIES AND VALUES.									
	1893.	1894.	1895.	1896.	1897.	1898.	1899.	1900.	1901.	1902.
Aggregate Trade:—										
Imports.....	12,945,695	12,506,612	12,798,469	16,047,263	19,217,918	20,403,610	20,205,740	21,761,021	19,854,585	22,964,537
	£	£	£	{ C.						
	91,783,817	89,607,392	86,548,860	106,347,349	113,041,627	126,062,155	120,081,188	138,789,261	141,015,465	126,961,691
	£	£	£	{ U. S.						
Exports.....	7,941,387	6,528,239	6,286,731	6,225,961	6,111,931	7,174,820	8,323,326	9,058,789	9,250,526	11,995,877
	£	£	£	{ C.						
	35,715,271	50,775,466	44,067,703	32,033,781	37,933,917	28,534,477	34,975,472	37,343,955	37,651,150	43,081,073
	£	£	£	{ U. S.						
Grand totals.....	20,887,082	19,034,851	19,085,200	22,273,224	25,329,849	27,578,430	28,529,066	30,822,810	29,105,111	34,960,414
	£	£	£	{ C.						
	127,499,121	120,382,858	120,616,563	138,383,133	150,975,544	154,596,632	155,056,660	176,133,216	178,666,615	170,042,674
	£	£	£	{ U. S.						

3-4 EDWARD VII., A. 1904

BARBADOS.

Total Quantities and Values of the Principal Articles of Merchandise Imported during the Years ended December 31, 1898 to 1902, inclusive.

Articles.	1898.		1899.		1900.		1901.		1902.	
	Quantity.	Value. \$	Quantity.	Value. \$	Quantity.	Value. \$	Quantity.	Value. \$	Quantity.	Value. \$
Bread and biscuits	4,133,663	130,742	4,225,673	133,672	3,244,188	102,623	3,866,811	122,318	3,111,290	98,419
Butter and its compounds	835,733	127,555	898,498	133,707	736,690	113,203	820,727	126,221	598,162	93,584
Coal and coke	15,887	79,248	13,480	72,462	19,329	136,398	17,857	126,012	20,099	132,017
Corn and grain	17,722,418	259,354	18,274,628	256,312	14,924,311	221,102	14,977,418	221,296	9,804,754	148,015
Curry, Indian	55,601	148,823	49,637	126,825	47,274	120,786	48,486	123,884	31,742	81,402
Flour, wheat or rye	67,691	329,429	71,955	315,160	72,674	327,152	66,701	300,268	53,383	240,341
Fish, dried	78,912	345,635	189,989	532,164	55,396	236,113	54,441	251,714	52,373	242,136
Hardware and metals (new)	189,989	164,547	135,955	178,388	148,467
* Lanes and cottons	531,517	659,842	743,393	875,883	646,702
Lumber	10,841,241	209,621	9,097,511	168,683	6,197,917	129,526	6,525,441	124,192	7,663,255	149,478
Manures :
Guano	487	26,070	364	19,476	693	37,132
Sulphate of ammonia	2,022	118,056	1,590	92,836	3,373	196,993	1,602	93,517	2,177	127,437
Other	6,338	206,429	7,599	271,751	9,827	298,979	9,886	298,297	4,261	144,700
Meat, salted or pickled	3,016,924	208,576	2,593,971	171,511	2,627,484	180,242	4,282,993	453,031	1,679,357	447,489
Oilmeal and oilcake	5,211,299	76,081	5,314,006	77,584	5,166,665	75,433	5,146,013	75,132	3,087,227	45,075
Rice	12,847,747	345,892	8,263,685	221,190	13,347,748	440,809	8,070,899	246,031	12,175,198	325,895
Staves and shooks	2,283,590	115,763	1,524,130	77,263	1,703,010	86,334	3,335,430	169,111	2,418,465	24,000
Coin and bullion	38,422	5,781
All other articles	1,668,637	4,636,498	1,514,720	1,516,853	1,328,870
Totals	5,153,239	4,856,967	5,086,893	4,972,175	4,247,038

* Includes silks and woollens subsequent to 1899.

TOTAL Quantities and Values of the Principal Articles of Merchandise Exported during the Years ended December 31, 1898 to 1902, inclusive.

BARBADOS.

ARTICLES.	1898.		1899.		1900.		1901.		1902.	
	Quantity.	Value. %	Quantity.	Value. %	Quantity.	Value. %	Quantity.	Value. %	Quantity.	Value. %
Coal and coke.....	13	92	135	496	31	263	95	808	318	2,555
Corn and grain.....	1,947,114	29,657	3,022,566	41,858	807,382	12,746	1,137,850	15,665	988,640	16,692
Fish, dried.....	48,630	248,497	30,176	154,290	21,070	107,665	23,622	120,709	21,106	107,849
Flour, wheat or rye.....	23,223	118,669	19,504	94,919	18,005	92,004	10,184	52,039	9,168	46,046
Linens, cottons, silks and woollens	140,597	163,077	143,984	181,234	11,383
Manures: Nitrate of soda.....	223	14,118	253	16,006	363	22,395	109	6,880	17	1,075
Other.....	848	23,364	1,920	56,433	1,351	41,036	857	25,220	562	18,693
Meats, salted or pickled.....	525,587	40,451	372,658	28,484	368,400	27,540	416,802	30,947	221,292	20,975
Molasses.....	34,123	449,758	29,134	531,692	37,234	724,822	43,043	700,235	42,760	582,676
Oil, including petroleum.....	10,556	9,008	53,071	13,262	49,041
Rice.....	2,366,951	71,992	2,132,809	64,872	3,706,496	112,756	3,731,691	113,505	849,731	23,847
Sugar: Raw.....	52,009	2,024,883	43,907	2,136,807	48,373	2,363,886	61,074	2,527,731	50,406	1,410,525
Refined.....	2,628	17,666	1,830	701
Dry.....	1,566	91,454	2,312	168,776	1,998	116,683	3,936	220,285	1,681	57,266
Coin and bullion.....	90,870	211,095	191,771	87,926
All other articles.....	383,804	436,221	459,468	614,944	444,380
Totals.....	3,743,590	4,115,294	4,472,520	4,624,185	2,883,329

BRITISH AUSTRALASIA.
NEW SOUTH WALES.

VALUE of the Total Imports and Exports from and to each Principal Country during the Years ended December 31, 1898 to 1902, inclusive (Including Coin and Bullion).

1898.		1899.		1900.		1901.		1902.	
£	¢	£	¢	£	¢	£	¢	£	¢
IMPORTS.									
COUNTRIES.									
<i>British Empire.</i>									
37,689,501	39,961,908	48,292,563	49,167,646	41,718,867	Great Britain	37,643,083	43,763,463	40,293,257	37,220,086
1,510,019	1,791,260	1,901,178	1,916,926	1,138,631	British India (includes Burma)	327,212	1,133,732	564,017	366,577
6,287	6,779	10,434	10,434	17,111	Cape Colony	390,292	2,034,018	4,600,246	1,336,148
701,309	975,679	1,937,549	1,659,011	898,876	Ceylon	88,247	432,126	284,223	51,114
612,215	451,189	556,362	698,848	756,148	Dominion of Canada	423,224	544,040	323,161	173,798
517,989	338,493	296,044	203,334	450,329	Fiji	973,970	804,883	803,418	954,426
396,993	359,860	339,583	291,394	110,580	Hong Kong	983,977	1,391,531	1,065,752	1,123,495
236,676	204,746	373,658	213,004	149,601	Mauritius	202,526	73,433	41,917	1,022,394
268	341	146	146	156	Natal	295,113	271,570	61,353	69,622
3,630,660	6,058,830	6,563,211	4,639,315	5,818,017	New Zealand	2,495,480	3,221,699	4,023,088	4,110,689
22,696,172	28,028,355	22,539,402	19,244,348	20,775,341	Queensland	8,234,074	8,741,424	9,338,661	8,243,612
5,413,782	6,358,027	7,005,763	6,281,621	7,442,692	South Australia	10,789,370	12,969,774	15,363,046	12,368,853
2,866,915	3,422,887	2,669,260	2,551,510	5,569,179	Tasmania	1,578,825	1,623,958	1,834,631	1,640,569
25,790,241	14,140,859	16,531,006	16,600,424	17,787,949	Victoria	16,033,808	18,022,620	19,358,763	20,007,246
266,250	942,931	719,819	913,085	1,714,244	Western Australia	3,091,744	1,771,958	2,170,406	2,283,552
134,998	376,924	391,444	749,808	449,473	Other British Possessions	367,637	379,465	363,574	456,281
102,569,365	103,438,727	109,212,652	104,544,654	104,715,804	Totals, British Empire	83,392,582	97,173,634	100,094,597	95,473,527
<i>Foreign Countries.</i>									
477,368	521,819	718,617	744,430	379,779	Belgium	4,318,057	7,620,519	3,019,032	5,323,861
736,040	930,925	926,886	540,385	651,700	China	71,739	68,069	330,353	42,345
1,044,046	1,291,274	1,314,409	1,224,454	1,353,517	France	8,271,528	10,353,643	4,984,927	7,311,383
3,755,247	4,106,022	5,380,808	5,872,329	4,611,711	Germany	5,639,561	6,259,418	6,655,486	6,490,439
66,654	57,292	337,017	544,020	286,563	Java	143,357	125,073	261,637	314,858
196,570	304,215	138,743	110,575	163,305	New Caledonia	789,636	798,647	803,096	719,576
118,756	157,539	286,340	296,340	131,921	Philippine Islands	220,007	333,133	428,476	733,426
383,372	701,715	523,103	573,646	624,953	South Sea Islands	417,424	539,088	617,341	486,122
7,801,043	10,800,686	12,448,173	13,644,386	10,245,924	United States	28,902,930	11,642,434	19,375,378	12,357,475
1,738,924	2,218,855	2,880,837	3,182,042	3,306,044	Other Foreign Countries	2,327,328	3,564,913	2,944,631	3,680,890
16,437,960	21,120,272	24,917,893	26,506,667	21,692,017	Totals, Foreign Countries	51,161,587	41,254,967	36,372,711	37,635,277
102,569,365	103,438,727	109,212,652	104,544,654	104,715,804	Totals, British Empire	83,392,582	97,173,634	100,094,597	95,473,527
119,007,325	124,558,999	134,130,545	131,050,661	126,407,821	Grand totals	134,554,169	138,434,601	137,067,311	133,108,804
					Foreign Countries				
					British Empire				
					Grand totals				
					Foreign Countries				
					British Empire				
					Grand totals				

BRITISH AUSTRALASIA.

NEW SOUTH WALES.

TOTAL Quantities and Values of the Principal Articles of Merchandise Imported during the Years ended December 31, 1898 to 1902, inclusive.

ARTICLES.	1898.		1899.		1900.		1901.		1902.	
	Quantity.	Value.	Quantity.	Value.	Quantity.	Value.	Quantity.	Value.	Quantity.	Value.
Agricultural implements.	22,209	607,667	16,377	461,988	500,235	404,065	588,521
Apparel and slops (hats and caps included).	46,544	5,242,364	47,502	5,773,804	7,203,805	6,828,882	5,700,170
Bags and sacks (wood packs included).	1,087,901	1,077,786	1,706,771	1,327,514	1,390,222	1,377,041	716,802
Beer and ale.	10,819	1,216,063	11,601	1,326,337	1,243,536	1,406,019	940,191
Books.	22,856	736,439	24,239	629,571	928,871	979,572	860,898
Boots and shoes.	3,102,228	1,541,030	3,498,001	1,695,036	2,261,495	2,076,091	1,267,455
Candles.	183,651	262,006	247,393	328,349	430,111	438,039	164,518
Cement.	656	407,418	2,413	605,652	433,376	544,249	207,159
Coal.	4,000	2,905	2,413	6,346	19,666	33,677	706
Coke.	996	60,089	425	7,806	10,463	8,847	1,197
Copper ore.	65,710	39,171	9,063	337,260	6,962	356,637	4,300
Drapery, general.	973	43	11,252	35	1,625	1,236
Drugs, chemicals, &c.	8,439,141	59,865	8,856,044	10,073,202	9,952,654	8,345,565
Earthenware and chinaware (including drain pipes).	6,660,143	480,233	1,329,657	1,623,277	1,552,257	1,377,077
Fish, dried and preserved.	20,536	1,043,724	45,926	1,632,840	402,614	342,783	664,212
Fruits, dried and green (including dates).	25,122	1,457,532	30,976	1,757,338	2,109,737	1,981,988	2,094,355
Furniture.	401,188	493,636	550,814	639,034	442,900
Grain:—
Oats.	915,456	495,426	1,803,822	813,522	651,097	580,642	1,227,174
Rice.	7,338	459,740	8,279	459,545	466,416	538,078	336,004
Wheat.	523,762	426,106	1,109,475	736,171	129,816	25,438	1,227,257
Hardware and ironmongery (including hollow-ware.	78,104	1,375,125	79,164	1,701,070	1,704,433	1,803,465	1,594,398
Hay and chaff.	61,956	1,001,531	133,591	1,867,189	573,897	424,300	7,261,369
Iron and steel, galvanized and other (excluding railway plants)	3,883,322	5,347,703	6,476,331	5,812,463	5,221,149

3-4 EDWARD VII., A. 1904

BRITISH AUSTRALASIA.

NEW SOUTH WALES.

Total Quantities and Values of the Principal Articles of Merchandise Imported during the Years ended December 31, 1898 to 1902 inclusive—*Cont.*

Articles.	1898.		1899.		1900.		1901.		1902.	
	Quantity.	Value.	Quantity.	Value.	Quantity.	Value.	Quantity.	Value.	Quantity.	Value.
		£		£		£		£		£
Live stock:										
Cattle.....	196,101	3,103,011	172,016	3,742,167	82,132	1,615,517	68,200	1,759,008	40,496	1,238,376
Horses.....	5,138	563,744	5,052	496,638	6,909	146,195	5,637	689,450	3,387	589,410
Sheep.....	700,718	1,406,334	498,111	1,149,657	656,699	1,823,633	413,469	1,194,616	360,306	1,151,519
Machinery (excluding sewing and weighing machines).....		2,913,713		3,192,411		4,220,208		4,948,341		3,131,478
Mail.....	148,172	606,065	448,490	584,715	396,441	501,310	503,650	583,878	356,428	488,223
Musical instruments.....		142,214		629,216		687,606		753,317		504,590
Paper, printing, brown, wrapping and writing.....		1,038,211		1,251,521		1,599,756		1,676,927		1,142,771
Potatoes.....	32,344	1,052,821	68,935	1,038,761	62,387	904,373	33,016	1,252,872	65,200	1,363,363
Railway rails.....	10,278	259,768	21,182	467,657	26,654	781,037	41,470	1,147,021	27,305	799,603
Spirits and wines:										
Brandy.....	206,205	501,505	172,071	454,498	179,087	445,917	210,258	552,870	185,087	448,765
Rum.....	161,368	102,613	150,519	104,117	201,467	165,321	187,856	145,786	239,127	190,880
Gin and Geneva.....	187,425	249,587	323,339	306,157	228,010	333,809	273,040	384,711	241,984	298,462
Whisky.....	612,931	1,129,033	616,016	1,159,522	598,010	1,126,657	700,532	1,148,577	876,648	1,192,749
Wines, all kinds.....	96,601	290,384	103,587	327,210	43,717	340,905	129,718	373,832	197,868	368,144
Stationery (excluding writing paper), Piles.....	20,898	706,329	21,831	761,127	59,388	772,880	33,961	807,771	60,651	679,731
Sugar, unrefined.....	61,093	3,724,301	61,045	3,616,761	59,388	3,570,080	53,961	3,647,669	60,651	3,873,639
Tea.....	12,085,965	1,677,506	13,606,616	2,097,017	14,800,331	2,534,656	13,483,030	1,954,901	9,685,079	1,229,872
Timber.....		1,990,832		2,285,810		2,694,596		3,138,610		2,178,364
Tin, tinog and ore.....	20,339	247,139	30,478	640,989	29,471	437,917	20,523	387,133	23,766	426,816
Tobacco:										
Manufactured (excluding snuff).....	1,459,486	511,219	1,297,468	478,739	1,503,416	547,729	1,433,449	511,438	1,167,575	693,416
Unmanufactured.....	1,315,498	199,635	1,754,328	266,395	1,488,767	272,334	2,806,265	488,900	3,029,253	628,189
Cigars.....	298,763	377,050	268,293	373,324	367,331	516,504	363,813	512,372	251,803	397,757
Wood.....	31,891,161	5,299,256	34,683,700	7,733,347	17,562,431	3,381,146	12,253,419	2,026,334	8,015,912	1,777,662

3-4 EDWARD VII., A. 1904

BRITISH AUSTRALASIA.

NEW SOUTH WALES.

TOTAL Quantities and Values of the Principal Articles of Merchandise Exported during the Years ended December 31, 1898 to 1902, inclusive.

ARTICLES.	1898.		1899.		1900.		1901.		1902.	
	Quantity.	Value.	Quantity.	Value.	Quantity.	Value.	Quantity.	Value.	Quantity.	Value.
		£		£		£		£		£
Books and periodicals.....	5,714	185,074	6,342	165,053	281,605	189,717	215,661
Boots and shoes.....	2,252	164,488	3,062	237,206	294,409	211,451	440,331
Coal.....	2,791,796	4,684,984	2,798,533	4,834,864	3,369,332	6,195,432	3,470,985	8,184,876	3,361,439	7,910,182
Coke.....	30,731	121,988	43,018	177,127	74,294	294,682	78,033	290,934	105,308	366,212
Copper, ingots.....	104,037	1,251,429	108,902	1,885,055	133,305	2,274,532	123,519	2,024,348	113,850	1,438,547
*Drapery and apparel.....	16,446	1,510,395	21,454	2,024,129	2,347,529	2,073,692	1,847,795
Flour (not including corn flour).....	26,688	1,328,838	16,586	579,055	30,513	961,106	41,800	1,243,360	22,336	941,986
Fruits, green.....	649,187	736,155	488,273	559,953	512,158	470,577	565,360
Grain: maize.....	215,977	147,888	247,051	178,431	129,655	71,190	57,362	40,174	165,809	201,728
Hardware and ironmongery (including holloware).....	29,212	641,615	32,397	761,731	656,600	547,899	595,729
Hides and skins.....	4,090,594	5,041,360	3,681,770	3,698,618	5,848,759
Leather, unmanufactured.....	14,864	1,656,614	17,065	2,138,554	2,119,725	1,910,546	2,423,288
Live stock:										
Horses.....	7,880	842,824	11,396	1,037,048	22,979	1,891,503	19,700	1,607,314	13,927	1,273,806
Cattle.....	56,610	1,447,488	26,771	660,684	50,463	1,495,208	40,850	1,321,469	38,948	1,083,242
Sheep.....	1,311,880	2,477,137	1,290,331	2,528,457	754,849	2,242,166	1,237,875	3,213,290	1,700,164	3,726,416
Machinery (excluding sewing and weighing machines).....	20,255	1,070,691	18,761	1,184,001	1,211,104	1,140,927	710,533
Meats, preserved (not salted).....	17,076,253	1,317,864	16,326,335	1,245,740	15,429,700	1,390,820	13,379,176	1,367,086	11,274,291	1,223,927
" frozen (except poultry game and rabbits).....	540,114	1,611,091	460,145	1,620,410	542,064	2,647,330	514,065	2,830,480	243,861	1,513,723
Slale (kerosene).....	13,845	132,359	9,147	94,194	16,677	176,543	19,385	207,291	27,604	311,913
Silver—Lead.....	202,173	1,562,862	405,150	1,969,676	359,485	1,746,471	338,425	1,520,064	308,258	1,371,928
Ore (silver and silver lead).....	7,796,404	6,506,690	8,514,179	7,090,482	8,434,549	10,527,729	8,003,142	7,259,318	7,312,931	5,121,224
Sugar, refined.....	226	1,358	132	803	261	1,299	172	880	456	2,341
" unrefined.....	345,370	1,060,189	400,462	1,166,695	224,294	762,174	261,335	899,802	265,737	698,074
Tallow.....	537,574	4,416,466	455,317	2,486,190	381,960	2,211,924	338,198	2,011,540	171,766	1,171,621
Tea.....	2,643,035	2,436,102	2,663,736	469,774	2,275,834	383,221	275,945	275,945	2,161,165	362,732
Timber, rough.....	15,800,941	423,940	18,657,105	495,315	15,414,419	431,333	13,376,193	415,072	17,836,696	553,361

SESSIONAL PAPER No. 10

Tin: ingots	Cwt.	27,238	1,079,169	34,989	1,128,127	26,162	733,583	24,077	711,618
" ore	"	24	2,166	302	4,380	405	6,053	459	5,217
Tobacco, of all kinds	Lbs.	803,936	448,818	902,909	410,776	879,069	437,259	1,251,196	849,944
Wool	"	280,948,406	57,127,887	221,265,084	40,600,712	285,176,505	46,073,970	195,184,062	37,382,914
Coin and bullion:									
Bullion, gold (dust and bar)	Ozs.	106,943	4,491,597	125,774	2,240,993	68,000	1,238,586	141,679	2,507,778
" silver	"	549,143	374,553	892,386	505,939	557,074	306,035	1,182,615	571,152
Coin (gold and silver)	"	1,713	17,285,334	26,525,961	19,453,946	15,390,050
All other articles	Boxes.	10,333,080	18,837,700	19,139,741	15,322,922
Totals		134,554,169	138,434,601	137,067,311	133,108,804	114,581,047

* Including woollens, hosiery and gloves, silks, blankets and counterpanes, canvas (except ships), haberdashery, hats, caps and bonnets, linen, millinery, umbrellas and parasols, furs and rugs.

BRITISH AUSTRALASIA.
NEW ZEALAND.

VALUE of the Total Imports and Exports from and to each Principal Country during the Years ended December 31, 1898 to 1902, inclusive. (*Including Coin and Bullion.*)

IMPORTS.				EXPORTS.															
1898.				1899.				1900.				1901.				1902.			
£	%	£	%	£	%	£	%	£	%	£	%	£	%	£	%	£	%		
COUNTRIES.																			
<i>British Empire.</i>																			
25,657,654		26,806,339		31,655,155		33,343,733		33,343,733		45,880,573		49,928,798		45,257,492		45,993,155			
996,708		1,051,200		1,258,286		1,403,026		1,403,026		13,782		44,715		46,720		8,686			
583,890		568,587		600,221		612,659		612,659		297,563		580,214		582,822		383,503			
348,015		307,817		200,336		259,753		259,753		2,166		1,110		2,901		1,835			
1,561,645		1,220,103		1,773,949		1,701,902		1,506,130		30,907		1,397		10,307		35,847			
				803		2,151				137,454		212,133		212,716		290,191			
				73		272				122		34							
3,123,446		3,641,245		5,123,588		4,241,752		4,241,752		141,333		1,392,825		3,431,521		3,283,579			
582,749		577,819		482,049		130,709		34,023		5,444,335		5,803,840		4,383,782		5,441,872			
141,070		116,803		141,038		131,352		229,390		236,201		172,027		113,435		304,541			
174,329		155,690		200,487		218,221		165,111		125,322		140,643		208,989		165,627			
1,617,787		1,981,113		2,686,463		3,121,631		3,641,790		154,755		134,529		259,198		193,514			
				3,227		23,684		35,702		2,009,007		2,502,590		3,673,530		6,303,465			
				13,680		253,684		280,808		396,916		291,469		463,886		640,814			
				292,814		356,599		280,808		68,677		75,336		159,110		342,327			
34,439,637		36,808,751		44,431,966		47,691,859		45,848,657		54,885,069		61,281,660		59,386,897		63,405,256			
<i>Totals, British Empire</i>																			
<i>Foreign Countries.</i>																			
184,996		216,863		239,902		419,682		419,682		1,632		1,080		68		1,917			
30,665		21,977		7,275		74,377		60,833		847		...		74,981		204			
100,706		94,808		128,120		134,875		173,117		22,284		75,925		175		73			
745,096		781,611		886,093		966,135		1,024,725		136,398		117,705		50,954		45,693			
3,895,334		3,773,170		5,167,782		6,887,339		6,418,826		2,106,695		2,232,807		2,526,184		2,381,492			
639,093		835,701		949,862		1,451,804		1,177,545		944,572		755,474		659,338		567,919			
5,615,890		5,724,130		7,379,034		9,821,994		9,274,728		3,214,828		3,182,991		3,302,700		3,000,298			
34,439,637		36,808,751		44,431,966		47,691,859		45,848,657		54,885,069		61,281,660		59,386,897		63,405,256			
<i>Totals, Foreign Countries</i>																			
<i>Totals, British Empire</i>																			
<i>(Grand totals.)</i>																			
40,655,587		42,532,881		51,811,000		57,513,853		55,123,385		58,099,897		64,464,651		62,689,597		66,405,554			

NEW ZEALAND.

Total Quantities and Values of the Principal Articles of Merchandise Imported during the Years ended December 31, 1898 to 1902, inclusive.

ARTICLES.	1898.		1899.		1900.		1901.		1902.	
	Quantity.	Value. \$	Quantity.	Value. \$	Quantity.	Value. \$	Quantity.	Value. \$	Quantity.	Value. \$
Ale and beer.....										
Apparel and slaps.....	161,534	184,174	191,222	190,608	171,769	166,907	186,910	170,084	212,317	2,488,799
Bags and sacks (including woolpacks and woolpackets)		1,721,369		1,915,953		2,199,144		2,254,210		
Books and stationery (including writing paper)	586,267	671,225	610,584	799,623	616,912	946,240	1,009,498	1,226,979	709,627	815,828
Boots and shoes.....		1,093,545		1,174,161		1,223,237		1,351,048		1,372,015
Coal.....	66,144	637,105	75,436	737,753	88,779	948,080	94,607	987,974	90,804	987,597
Coke.....	115,427	512,085	99,655	451,700	124,033	585,976	149,764	127,853	127,853	12,638
Cotton piece goods.....	1,210	14,405	1,218	14,040	963	11,928	1,014	14,610	1,039	12,638
Drapery.....		2,032,967		2,177,809		2,504,421		2,290,097		2,425,960
Drugs, chemicals and druggists' wares (excluding acids).....		1,973,257		1,925,721		2,133,055		2,160,133		2,187,581
Fruits, fresh and dried.....		808,898		908,110		914,062		1,033,825		1,172,092
Haberdashery.....	26,284,829	836,123	25,800,792	837,247	29,325,503	1,059,387	32,014,740	1,143,277	20,553,743	799,549
Iron—		418,460		412,320		512,952		538,963		499,169
Cutlery, hardware and ironmongery.		1,130,342		1,183,320		1,475,958		1,406,768		1,524,751
Galvanized, all kinds.....		788,327		1,066,223		1,255,785		859,974		1,306,831
Tools and implements.....		540,935		452,697		628,175		682,921		691,422
Wire, fencing and barbed.....	12,884	579,133	9,834	468,081	7,182	414,866	8,759	468,125	13,309	705,716
Leather (not manufactured)		315,973		350,673		391,801		324,602		309,375
Machines (including sewing machines) and parts thereof.....		2,286,667		2,206,620		2,858,516		3,158,418		2,909,594
Manures of all kinds.....	39,061	549,184	30,901	566,456	34,817	546,463	33,726	653,038	39,730	794,158
Millinery, silks, lincus and hosiery.....		1,208,890		1,383,511		1,594,963		1,735,994		1,807,790
Oils.....		790,945		617,906		1,006,282		1,160,193		1,223,533
Paper, printing, wrapping, &c. (excluding paper bags, paper hangings and writing paper).....	90,040	432,690	93,477	444,945	128,665	617,015	129,052	617,999	127,129	599,856
Railway materials.....		486,652		619,838		878,881		3,225,894		1,009,668
Seeds.....		380,491		323,940		261,729		265,256		344,171
Spirits—										
Brandy.....	76,718	155,495	74,413	153,407	76,407	155,611	82,252	160,025	75,502	152,741

BRITISH AUSTRALASIA.

NEW ZEALAND.

Total Quantities and Values of the Principal Articles of Merchandise Imported during the Years ended December 31, 1898 to 1902, inclusive—*Cont.*

ARTICLES.	1898.		1899.		1900.		1901.		1902.	
	Quantity.	Value.	Quantity.	Value.	Quantity.	Value.	Quantity.	Value.	Quantity.	Value.
Spirits— <i>Cont.</i>										
Whisky.....	361,925	613,550	434,876	733,616	378,080	649,432	491,888	833,811	459,480	806,908
Other kinds (including methylated and perfumed).....	111,078	115,294	129,314	162,643	129,387	159,928	156,267	192,773	158,160	185,814
Sugar, raw and refined (excluding glucose and molasses).....	748,726	2,040,194	612,231	1,704,506	808,185	2,176,611	897,687	2,363,769	704,858	1,934,606
Tea.....	4,847,442	894,089	4,771,139	893,963	5,291,146	973,912	5,770,926	1,066,233	5,210,375	939,351
Tobacco, cigars, cigarettes and snuff.....	1,696,746	787,602	1,779,347	896,369	1,955,785	967,790	2,101,891	1,079,860	2,074,988	1,034,818
Wine.....	111,002	236,101	116,662	251,315	122,129	268,143	133,616	310,073	122,905	293,703
Woolens.....		1,396,300		1,447,283		1,609,470		1,696,841		1,912,763
Corn and bullion.....		89,824		613,988		2,435,347		2,260,562		1,794,267
All other articles.....		13,633,186		14,447,084		17,569,633		19,012,495		19,216,179
Totals.....	40,055,587		42,532,881		51,811,000		57,513,853		56,123,385	

Total Quantities and Values of the Principal Articles of Merchandise Exported during the Years ended December 31, 1898 to 1902, inclusive.

NEW ZEALAND.

ARTICLES.	1898.		1899.		1900.		1901.		1902.	
	Quantity.	Value.	Quantity.	Value.	Quantity.	Value.	Quantity.	Value.	Quantity.	Value.
		£		£		£		£		£
Butter	96,801	1,964,625	136,086	2,782,755	172,583	3,604,351	201,591	4,294,376	253,998	5,868,236
Cheese	68,711	660,777	69,440	690,181	102,849	1,115,007	104,294	1,161,600	74,746	795,890
Coal	65,189	280,510	93,843	422,052	114,358	484,593	108,448	735,076	192,104	772,057
Coke	9	68	18	44						
Flax, phormium (excluding tow)	4,850	362,839	10,371	897,467	15,906	1,616,619	16,171	952,543	20,852	2,598,951
Grain:—										
Barley	2,665	2,219	125,549	86,705	243,048	137,410	119,779	64,439	151,360	121,968
Oats	816,210	427,897	3,520,734	1,392,363	5,818,648	2,687,714	10,514,924	4,488,531	5,185,812	3,244,431
Wheat	10,690	11,987	2,901,676	1,647,250	2,867,069	1,710,604	2,301,100	1,343,740	194,671	151,227
Kauri gum	9,905	2,855,638	11,117	2,958,870	10,159	3,028,492	7,541	2,171,088	7,430	2,191,085
Leather (unmanufactured)	20,658	510,304	17,385	479,381	18,165	552,356	18,372	548,896	15,495	453,382
Meat:—										
Preserved (not salted)	55,175	473,025	48,656	412,472	44,410	460,100	35,260	426,836	54,358	606,548
Frozen	1,551,683	8,297,007	1,865,827	10,163,766	1,844,831	10,336,221	1,857,547	10,965,875	2,138,557	13,231,313
Potatoes	22,507	686,575	25,396	192,808	13,422	122,319	22,062	441,202	17,115	354,327
Skins:—										
Rabbit	6,607,934	251,154	7,891,048	394,774	5,690,893	202,886	7,112,008	277,624	6,139,794	253,821
Sheep (including pelts)	4,995,325	1,190,284	4,960,054	1,305,386	4,663,430	1,359,763	4,602,767	1,287,958	6,144,680	1,829,263
Tallow	347,160	1,470,420	338,620	1,516,692	367,780	1,793,235	335,390	1,711,655	424,060	2,677,304
Tumber of all kinds		807,628		960,198		1,136,619		1,439,234		1,020,413
Wool	149,385,815	22,609,579	147,169,497	21,046,518	140,706,486	23,112,754	147,075,449	18,042,612	160,419,023	16,325,540
Coin and bullion:—										
Bullion, gold	280,175	5,259,363	389,586	7,364,459	373,632	7,006,433	455,564	8,535,208	507,852	9,496,940
silver	293,851	161,121	349,338	198,745	326,457	189,211	571,134	317,580	674,196	350,278
Coin		331,503		72,577		111,462		56,521		46,321
All other articles		2,602,897		3,082,434		3,696,562		3,426,994		4,014,253
Totals		51,187,380		58,099,897		64,464,651		62,689,597		66,465,554

3-4 EDWARD VII., A. 1904

BRITISH AUSTRALASIA.
QUEENSLAND.

VALUE of the Total Imports and Exports from and to each Principal Country during the Years ended December 31, 1898 to 1902,
inclusive. (Including Coin and Bullion.)

IMPORTS.					EXPORTS.				
COUNTRIES.					COUNTRIES.				
1898.	1899.	1900.	1901.	1902.	1898.	1899.	1900.	1901.	1902.
£	£	£	£	£	£	£	£	£	£
<i>British Empire.</i>									
12,454,987	14,139,733	15,090,102	12,043,919	12,151,341	21,180,060	20,795,033	15,922,059	16,326,956	13,318,276
231,683	259,048	281,423	378,096	212,690	62,366	94,063	171,998	181,799	141,712
		813	1,139	238		282,563	1,457,313	1,737,327	2,503,671
44,661	106,065	178,251	211,674	277,166	354,824	307,506	5,402	7,183	31,341
335,513	399,631	346,167	447,441	379,182		253,840	291,309	323,945	217,715
					78		148,750	619,463	1,574,663
10,419,256	10,917,632	11,930,682	10,621,753	11,277,974	23,252,762	26,816,847	23,110,612	20,364,479	21,586,981
121,854	244,949	164,532	104,807	328,597	404,921	541,864	366,202	104,813	14,031
691,828	648,639	659,555	1,066,501	937,086	922,472	1,302,763	281,128	844,673	429,843
16,853	20,897	31,731	22,119	24,353	1,025	5,665	8,020	6,526	115,296
171,467	186,082	181,802	228,451	549,875	30,452	46,997	65,006	62,380	97,596
2,634,791	2,594,904	2,151,860	2,004,745	4,842,392	5,664,794	5,118,225	2,783,349	2,549,656	2,306,119
1,976	27,492	3,470		1,859	233,668	373,156	163,592	100,808	208,197
127,081	182,241	60,625	71,389	308,855	72,515	138,230	124,719	219,484	361,342
26,632,950	29,697,373	31,083,663	27,232,124	31,291,518	52,181,037	56,076,751	44,838,459	43,449,692	42,916,783
<i>Foreign Countries.</i>									
48,890	76,801	125,141	287,834	173,039	24,752	318,100	51,625	127,881	10,490
210,595	154,501	173,939	49,440	79,687	23,944	27,915	263,379	1,917	5,957
117,977	165,987	193,273	166,430	147,386	64,536	226,406	172,903	190,092	261,681
682,048	938,094	1,317,811	1,189,992	1,306,972	61,298	689,227	349,246	393,005	473,784
1,337,006	1,617,417	1,738,003	1,828,251	1,766,454	10	24,280	12,536	5,402	70,333
186,795	208,432	330,846	276,959	1,916,695	487,664	759,230	940,100	869,592	862,851
2,602,411	3,221,232	3,879,015	3,798,906	4,490,833	652,114	2,045,138	1,791,809	1,563,889	1,715,529
26,632,950	29,697,373	31,083,663	27,232,124	31,291,518	52,181,037	56,076,751	44,838,459	43,449,692	42,916,783
29,235,361	32,918,605	34,962,678	31,031,030	35,782,351	52,833,151	58,121,909	46,639,268	45,013,581	44,632,312

QUEENSLAND.

Total Quantities and Values of the Principal Articles of Merchandise Imported during the Years ended December 31, 1898 to 1902, inclusive.

ARTICLES.	1898.		1899.		1900.		1901.		1902.	
	Quantity.	Value.	Quantity.	Value.	Quantity.	Value.	Quantity.	Value.	Quantity.	Value.
Apparel and slops.....	5,887	648,079	7,565	722,564	8,282	833,711	8,767	743,097	10,861	981,145
Bags and sacks (including woolpacks).....	17,336	302,750	12,126	267,871	14,078	451,101	12,178	405,775	11,789	375,434
Beer and ale.....	418,408	367,088	532,473	445,120	486,758	389,680	511,613	405,510	700,901	432,344
Boots and shoes.....		240,194		265,754		325,468		345,445		504,386
Butter (excluding butterine).....	33,934	7,333	26,480	5,671	21,108	3,944	41,325	9,110	3,271,059	865,483
Cement (including plaster of paris).....	56,411	139,600	86,986	227,302	70,217	178,699		120,445		128,358
Cord.....	22,914	96,481	30,330	132,293	31,086	146,307	25,743	117,413	38,622	108,239
Cotton piece goods.....	14,196	1,773,330	15,477	1,960,147	15,376	2,024,537	11,485	1,565,819	13,059	1,748,243
Drugs and druggists' wares.....		329,419		353,383		373,268		354,352		370,022
Fancy goods.....	4,341	174,022	5,470	230,661	5,522	230,568	4,175	182,382		125,166
Flour.....	32,328	1,819,408	33,333	1,337,618	32,552	1,315,932	31,032	1,165,829	33,081	1,552,379
Fruit:—										
Currants and raisins (dried).....		139,186		146,003		173,375		143,557		113,697
Green and pulp.....	2,214,479	349,022	2,606,449	420,095	2,399,111	399,909	1,953,891	458,347	2,042,274	382,788
Furniture.....		181,618		233,298		250,399		162,171		120,236
Glass and glassware.....		628,871		668,628		652,167		592,935		55,392
Government and military stores.....										
Grain:—										
Wheat.....	315,289	315,578	652,042	500,877	723,365	552,367	273,638	212,688	209,438	214,688
Hardware and ironmongery.....		609,457		721,396		787,047		665,294		614,164
Hats, caps and bonnets.....		316,537		345,353		357,727		280,110		314,221
Hosiery.....		212,595		328,865		312,153		194,754		293,446
Iron and steel, unmanufactured.....		1,714,253		2,298,264		2,343,636		1,916,649		1,938,714
Leather, unmanufactured, including patent leather.....		164,415		178,709		185,026		176,168		183,819
Linen and drapery.....		782,076		978,643		1,032,602		732,696		466,558
Live stock (horned cattle, horses and sheep).....		776,330		914,549		673,766		1,718,386		777,489
Machinery and engines.....		863,376		1,005,148		1,384,815		1,144,065		989,291
Malt.....	129,811	209,184	127,469	214,854	134,098	217,457	117,583	193,012	75,845	181,901
Oil:—										
Kerosene.....		321,156		343,952		338,145		408,630		400,725
Others' stores.....	1,928,311	334,334	1,867,755	408,635	1,584,217	378,655	407,048	168,046	22,507	310,123
Opium.....	21,723	171,920	24,345	192,506	20,971	169,822	17,784	108,046		146,457

3-4 EDWARD VII., A. 190-2

BRITISH AUSTRALASIA.

QUEENSLAND.

Total Quantities and Values of the Principal Articles of Merchandise Imported during the Years ended December 31, 1898 to 1902, inclusive—*Cont.*

ARTICLES.	1898.		1899.		1900.		1901.		1902.	
	Quantity.	Value.	Quantity.	Value.	Quantity.	Value.	Quantity.	Value.	Quantity.	Value.
		£		£		£		£		£
Paper		310,785		333,469		395,606		426,846		361,022
Potatoes	10,233	340,695	15,128	331,931	16,001	315,511	14,620	398,093	27,848	742,459
Preserves, jams and jellies	293,664	28,110	224,458	24,319	249,612	21,194	618,576	50,160	3,171,033	249,813
Provisions:—										
Pork (salt and mess), bacon and hams		4,414		2,978		2,789		1,694		78,509
Railway rails and other materials		428,772		375,084		1,187,287		629,236		516,669
Rice	3,798	248,098	4,260	250,268	3,843	222,758	4,322	243,088	4,821	277,327
Saddlery and harness		37,989		49,431		46,663		33,113		27,647
Spirits:—										
Brandy	70,446	173,341	74,709	174,475	90,750	198,706	71,259	157,991	57,411	139,741
Gin and Geneva	33,296	50,788	56,145	74,888	68,574	88,617	68,428	87,308	84,022	88,320
Rum	19,658	18,075	25,572	20,912	23,680	23,851	20,438	21,773	25,539	23,817
Whisky	235,191	423,512	294,100	538,404	272,689	474,772	263,114	462,751	233,442	451,357
Stationery:—										
Books and newspapers		298,754		310,503		326,529		309,140		297,874
Other (excluding paper)		183,478		183,619		199,154		190,501		204,843
Sugar	60	6,409	53	3,168	26	2,077	27	3,066	121	11,320
Tea	3,379,418	609,744	3,625,832	639,886	3,587,177	660,100	3,183,604	573,304	3,678,309	635,634
Tobacco:—										
Cigars	59,118	70,196	85,669	94,769	78,701	92,569	67,741	97,859	50,532	89,631
Manufactured (except snuff)	685,196	321,983	987,653	431,143	756,065	341,445	778,919	372,358	1,066,859	677,153
Wine	42,351	119,004	61,664	162,118	53,815	136,077	56,691	151,547	72,063	149,850
Woolen piece goods (including flannel)		833,494		971,917		891,863		684,287		967,221
Coin and bullion		1,432,104		1,112,676		1,807,353		1,153,176		1,331,798
All other articles		9,188,000		10,771,833		10,391,069		9,795,334		13,522,298
Totals		29,235,361		32,918,665		34,962,678		31,031,030		35,782,351

SESSIONAL PAPER No. 10

QUEENSLAND.

TOTAL Quantities and Values of the Principal Articles of Merchandise Exported during the Years ended December 31, 1898 to 1902, inclusive.

ARTICLES.	1898.		1899.		1900.		1901.		1902.	
	Quantity.	Value.	Quantity.	Value.	Quantity.	Value.	Quantity.	Value.	Quantity.	Value.
		£		£		£		£		£
Coal	4,182	26,567	9,034	36,150	12,501	49,032	10,927	46,155	4,272	24,698
Copper, ore	7,380	28,075	14,500	53,163	37,400	171,453	39,031	252,142	44,640	249,436
" other	320	4,613	4,820	56,891	2,760	45,352	61,805	633,250	89,500	755,725
Fruits, of all kinds		477,633		461,969		513,833		521,478		614,475
Hides and skins		2,269,156		3,408,141		2,685,133		2,040,243		2,922,910
Live stock (horned cattle, horses and sheep)		3,936,247		4,513,369		2,907,707		3,471,374		1,829,633
Meats:—										
Frozen		3,293,264		4,138,326		4,779,388		4,976,327		5,941,470
Other		2,349,623		3,132,844		2,822,555		1,452,271		1,637,254
Pearl shells		533,328		670,982		625,483		519,015		631,158
Silver lead			4	852	15	2,969				
" ore	204	38,320	327	53,222	61	9,013	198	46,968	31	6,453
Sugar	2,461,140	6,472,065	2,180,900	5,639,382	1,076,860	3,257,693	1,412,500	3,840,750	1,425,880	4,556,002
Tallow	382,640	1,538,850	470,320	2,281,634	275,580	1,496,203	191,483	1,037,705	161,898	1,042,381
Tin, ore	10,540	100,696	13,960	201,105	11,920	203,500	15,900	260,147	15,220	251,232
" smelted	2,960	54,414	7,040	192,895	5,660	185,629	9,540	295,241	13,340	388,725
Wood		49,174		33,327		88,345		97,552		113,206
Wool, raw	86,814,139	14,688,077	71,138,315	16,591,731	49,255,442	10,703,601	52,536,042	10,408,613	29,834,580	6,382,273
Com and ballion:—										
Fulhion		13,898,134		12,719,087		12,043,199		10,692,592		11,959,536
Gold (dust and bar)	944,906	204,161	794,462	172,480	706,183	155,519	627,534	203,879	721,909	419,740
Silver	69,111	1,063,585	67,570	348,551	36,660	179,411	52,242	196,555	71,641	1,038,391
Coin		1,756,705		3,483,648		3,703,187		4,019,344		3,873,554
All other articles										
Totals		52,833,151		58,121,909		46,630,268		45,013,581		44,632,312

BRITISH AUSTRALASIA.

SOUTH AUSTRALIA (Exclusive of Northern Territory.)

VALUE of the Total Imports and Exports from and to each Principal Country during the Years ended December 31, 1898 to 1902, inclusive. (Including Coin and Bullion.)

	EXPORTS.					IMPORTS.				
	1898.	1899.	1900.	1901.	1902.	1898.	1899.	1900.	1901.	1902.
	£	£	£	£	£	£	£	£	£	£
	9,610,780	9,930,063	11,068,728	10,876,913	9,256,380	11,223,516	13,651,830	11,317,526	11,136,325	9,300,761
	107,198	92,783	124,587	133,449	130,753	25	513,414	4,633,784	1,508,802	3,701
	5	1,111	613	102	263	20,050	969,651	1,591,223	2,353,286	1,090,006
	212,926	254,135	262,040	21,014	191,980	7,001	36,127	32,461	23,475	32,461
	17,788	33,317	17,788	21,014	11,437	13,000	625,790	484,297	630,695	348,053
	144,391	559,156	701,948	456,421	585,329	495,075	484,297	484,297	630,695	348,053
	118,187	71,905	405,135	47,625	53,387	28,431	12,337	23,584	76,415	119,488
	5	19	253	953	39	90,705	349,436	347,543	591,986	119,488
	10,961,633	12,973,084	16,268,838	11,829,971	8,868,723	9,949,179	11,646,507	11,883,621	10,571,828	11,920,072
	91,352	139,965	257,863	257,863	94,905	116,167	144,837	118,839	141,153	246,073
	1,868,722	839,977	206,502	302,837	636,555	265,759	336,880	372,076	416,221	884,326
	173,618	143,391	77,808	118,445	139,704	30,052	59,809	63,305	62,483	211,403
	2,332,622	3,461,037	3,131,778	3,712,619	4,097,514	2,540,429	2,622,812	2,721,810	2,844,922	2,900,063
	799,019	1,132,962	487,814	600,348	484,639	3,292,675	2,784,950	3,727,965	3,417,106	3,292,134
	112,437	62,770	73,334	218,168	273,872	128,168	146,791	307,657	292,063	148,991
	26,830,769	29,671,166	33,575,235	29,380,388	24,842,080	30,192,581	33,879,242	34,052,860	33,973,460	33,063,316
	115,515	198,677	267,448	260,542	293,918	814,173	1,591,400	865,269	564,587	1,104,232
	16,396	31,317	32,475	15,865	16,683	162,649	1,481,806	1,377,622	492,380	229,390
	144,624	115,452	153,422	78,154	116,289	637,812	337,878	383,449	639,777	462,126
	1,633,636	1,174,074	1,070,560	1,217,503	1,073,681	444,439	2,832,497	1,246,616	1,890,082	1,736,140
	931	184,084	1,361,350	1,642,173	1,190,517	34,806	162,298	596,123	416,309	273,683
	314,070	144,131	379,163	285,152	189,454	97	389	146	49	889
	1,512,978	1,775,365	1,978,110	2,708,173	1,580,292	1,453	1,292	9,594	22,138	70,148
	140,592	211,510	280,423	287,111	256,215	81,757	536,736	833,642	1,003,878	516,178
	3,248,675	3,829,710	5,626,251	6,494,673	4,716,392	2,880,186	6,914,286	5,922,371	5,035,200	4,402,786
	26,830,769	29,671,166	33,575,235	29,380,388	24,842,080	30,192,581	33,879,242	34,052,860	33,973,460	33,063,316
	30,099,384	33,503,875	39,101,486	35,875,061	29,559,972	33,072,767	40,823,528	39,075,231	39,010,660	37,466,102
						Totals, Foreign Countries				
						Totals, British Empire				
						Grand totals				

COUNTRIES.

British Empire.

- Great Britain
- Canada
- Capo of Good Hope
- Ceylon
- Hong Kong
- India
- Mauritius
- Natal
- New South Wales
- New Zealand
- Queensland
- Tasmania
- Victoria
- Western Australia
- Other British Possessions

Foreign Countries.

- Belgium
- China
- France
- Germany
- Java
- Sweden and Norway
- United States
- Other Foreign Countries

- Totals, Foreign Countries
- Totals, British Empire
- Grand totals

SESSIONAL PAPER No. 10

SOUTH AUSTRALIA. (Exclusive of Northern Territory.)

TOTAL Quantities and Values of the Principal Articles of Merchandise Imported during the Years ended December 31, 1898 to 1902, inclusive.

ARTICLES.	1898.		1899.		1900.		1901.		1902.	
	Quantity.	Value.	Quantity.	Value.	Quantity.	Value.	Quantity.	Value.	Quantity.	Value.
Apparel and slops, including moleskin clothing.		\$		\$		\$		\$		\$
Bags and sacks	4,915,272	607,325	6,361,716	650,558	6,947,712	694,712	8,618,112	775,377	5,438,352	1,429,900
Beer, ale, porter, &c.	288,240	344,121	214,839	539,541	6,495,633	606,878	163,630	163,630	164,396	435,435
Books, printed.		206,186		234,612		383,110		289,348		289,245
Books and shoes.		274,859		235,196		303,656		276,757		273,162
Coal	412,403	1,091,880	437,538	1,190,966	500,593	1,480,655	476,192	1,387,282	414,200	1,100,990
Coke	81,492	417,272	53,313	304,794	71,084	446,444	63,242	373,157	63,392	258,082
Hardware.		399,758		305,286		413,832		452,011		486,277
Drapery, piece goods, cloths, rugs, &c.		2,917,294		3,339,292		3,872,981		3,114,355		2,163,282
Drugs, dyes, chemicals and medicines:		292,667		211,496		304,021		323,308		325,585
Patent medicines.		123,354		131,765		143,041		140,675		140,675
Druggists' wares.		16,333		18,892		24,737		19,384		19,384
Iron—Bar, sheet hoop and rod.	9,919	279,333	5,032	210,828	5,634	263,486	7,112	285,064	8,996	383,557
Galvanized, plain and corrugated.	6,627	487,878	6,263	569,516	7,434	712,626	3,489	447,762	6,112	476,392
Machinery and engines (not agricultural).		341,362		485,859		440,725		551,661		475,896
Machinery and implements (agricultural).		199,411		187,600		236,914		291,187		369,093
Silver lead, metal.	3,402	605,106								
" ore.	409,312	6,187,133	472,543	8,109,322	562,343	11,192,365	393,392	7,546,837	377,494	5,285,891
Spirits—Brandy.	26,924	84,315	23,012	71,613	30,326	95,369	23,583	75,180	23,032	64,901
Whiskey	132,986	257,256	134,353	249,564	186,524	318,027	128,970	236,277	111,746	223,755
Sugar.	411,549	1,404,997	223,540	677,046	603,401	1,827,750	598,313	1,770,104	525,280	1,292,116
Tea.	2,992,582	399,854	3,622,366	512,533	3,417,561	467,395	3,667,758	475,278	2,957,483	361,934
Tobacco:										
Manufactured (excluding cigars).	312,177	136,397	290,188	130,814	311,901	141,508	359,902	147,445	345,144	236,223
Unmanufactured	728,522	113,719	432,629	70,747	433,391	68,946	772,996	137,424	606,635	97,884
Wine.	14,836	48,579	16,018	46,554	22,541	58,127	19,252	45,669	21,076	32,592
Wood and timber.		981,310		1,027,923		1,310,929		1,397,556		840,327
Wool.	8,609,888	1,257,931	13,098,714	1,914,756	11,014,562	1,608,224	7,995,624	1,094,815	4,636,142	662,713
Coin and bullion.		46,803		941,519		500,882		573,401		19,734
All other articles.		10,393,698		11,001,246		11,112,950		12,523,967		11,903,392
Totals.		30,099,384		33,303,876		39,101,486		35,875,061		29,559,072

3-4 EDWARD VII., A. 1904

BRITISH AUSTRALASIA.

SOUTH AUSTRALIA (Exclusive of Northern Territory).

TOTAL Quantities and Values of the Principal Articles of Merchandise Exported during the Years ended December 31, 1898 to 1902, inclusive.

ARTICLES.	1898.		1899.		1900.		1901.		1902.	
	Quantity.	Value.	Quantity.	Value.	Quantity.	Value.	Quantity.	Value.	Quantity.	Value.
		£		£		£		£		£
Apparel and slops, including moleskin cloth.....		235,221		227,945		241,318		214,396		168,201
Bags and sacks.....		66,006		99,644		90,384		51,401		33,278
Bark.....	8,206	302,375		8,386		310,162		328,991		335,070
Butter.....	10,152	237,221	16,671	394,604	15,692	381,222	7,474	242,520	7,702	209,271
Coal.....	38,778	121,355	46,819	150,322	78,949	262,328	43,738	141,741	8,547	5,027
Coke.....	5,240	25,618	292	1,810	318	1,664	298	1,514	278	1,114
Copper metal, including yellow metal.....	95,620	1,194,348	110,162	1,980,063	97,840	1,811,616	134,580	2,281,430	137,000	1,889,883
" ore.....	536	19,427	2,892	120,120	2,367	109,626	1,869	111,996	2,579	207,077
Drapery.....		221,697		205,354		213,457		181,132		87,872
Flour.....	22,765	1,148,299	50,081	1,649,625	53,075	1,679,915	70,207	2,142,435	47,339	1,935,780
Grain—Wheat.....	97,073	77,433	3,114,808	2,655,733	3,625,634	2,396,699	6,087,863	4,086,691	4,186,107	3,624,110
Hay and chaff.....	8,916	118,849	19,635	125,720	9,185	109,023	24,010	369,502	98,382	2,342,833
Live stock (horses, cattle, sheep and pigs).....	27,629	421,654	55,638	535,854	72,104	617,356	35,019	636,979	59,990	794,668
Lead.....	21,900	1,264,019	35,077	2,241,226	41,900	3,281,963	40,581	2,417,740	51,973	2,659,497
Silver lead—										
Metal.....	26,479	2,805,111	20,957	2,756,806	12,072	1,820,722	12,428	1,211,411	11,031	820,743
Ore.....	137,369	4,651,458	185,941	5,712,766	160,387	5,114,093	155,344	4,947,511	135,359	4,193,514
Skins—Kangaroo.....		13,276		12,999		18,722		70,167		59,286
Sheep.....		808,946		1,023,757		986,877		905,136		1,183,369
Sugar (excluding molasses and treacle, but includ- ing loaf sugar).....	87,955	340,326	84,027	311,077	108,406	602,946	186,891	654,455	140,383	530,525
Wine.....	524,200	409,875	507,549	408,352	491,329	419,341	619,946	494,993	850,730	624,373
Wool.....	41,932,020	5,680,280	48,106,812	9,197,538	42,058,431	6,385,106	44,484,023	6,065,059	39,160,371	5,949,928
Coin and bullion—										
Bullion—Gold.....	19,071	363,491	16,123	307,530	17,072	331,887	12,251	232,408	10,827	189,936
Silver.....	5,403,324	3,085,957	4,874,137	2,845,856	5,044,329	3,107,054	5,395,443	3,209,450	4,792,890	2,539,918
All other articles.....		7,119,705		7,300,864		8,341,831		7,781,164		6,827,489
Totals.....		33,072,767		40,823,528		39,075,231		39,010,690		37,466,102

3-4 EDWARD VII., A. 1904

BRITISH AUSTRALASIA.

TASMANIA.

Total Quantities and Values of the Principal Articles of Merchandise Imported during the Years ended December 31, 1898 to 1902, inclusive.

Articles	1898.		1899.		1900.		1901.		1902.	
	Quantity.	Value. \$	Quantity.	Value. \$	Quantity.	Value. \$	Quantity.	Value. \$	Quantity.	Value. \$
Bags and sacks, including wool packs.. No.	1,922,309	133,984	2,638,341	219,524	2,017,151	206,347	2,179,022	206,347	2,252,795	281,488
Boots and shoes .. Pairs.	196,737	160,152	200,414	200,414	248,939	224,864	166,289	175,526	369,299	369,299
Coal .. Tons.	34,527	53,455	52,642	90,286	59,158	105,743	44,048	94,603	106,833	106,833
Coke .. "	12,098	58,741	21,872	116,707	28,218	139,668	22,034	118,075	28,460	156,351
Drapery goods, including apparel and slops ..		1,591,409		1,856,127		2,126,456		1,753,771		2,252,795
Government stores ..		98,365		236,291		266,936		331,566		61,524
Ironmongery and hardware ..		248,409		261,069		313,558		376,835		981,305
Live stock : cattle and sheep .. No.	73,205	305,923	37,265	150,541	32,468	156,760	29,003	182,713		156,517
Machinery ..		681,459		473,398		543,281		633,488		468,213
Railway and tramway materials ..		233,225		212,678		338,835		188,447		49,975
Stationery and books ..		159,801		177,473		206,863		228,650		222,952
Sugar, raw .. Cwt.	141,645	458,531	153,678	508,561	156,527	555,340	121,812	455,087	(a) 179,651	238,853
Tea .. Lbs.	974,362	191,552	1,071,483	223,541	1,138,301	241,387	949,782	192,185	1,203,091	364,559
Tobacco, including snuff ..	348,380	160,386	335,532	174,494	390,765	306,644	375,231	211,904	424,264	364,559
Wine .. " ..	20,317	36,539	20,293	41,361	19,036	38,656	30,525	50,340	36,431	63,407
Coin and bullion ..		66,794		140,184		203,855		88,366		1,091,082
All other articles ..		3,391,345		3,526,214		4,073,336		4,276,124		4,293,156
Totals ..		8,030,086		8,610,710		10,091,796		9,563,967		11,888,926

(a) Sugar, all kinds.

TOTAL Quantities and Values of the Principal Articles of Merchandise Exported during the Years ended December 31, 1898 to 1902, inclusive.

TASMANIA.

ARTICLES.	1898.		1899.		1900.		1901.		1902.	
	Quantity.	Value.	Quantity.	Value.	Quantity.	Value.	Quantity.	Value.	Quantity.	Value.
		\$		\$		%		%		%
Bark	5,892	150,949	5,186	151,071	4,742	143,104	4,982	159,495	5,765	195,591
Butter and cheese	2,364	292	393	8,823	645	10,658	489	9,933	34,212	34,212
Coal, including coke		3,182	2,657	4,871	2,732	5,013	20	83	5,844	26,849
Fruits:—										
Preserved and green, but not dried		892,279		1,187,788		1,348,563		1,592,208		2,098,954
Grain:—										
Oats	314,900	178,232	910,105	397,456	395,271	194,185	589,902	311,072	972,839	677,756
Hides and skins	3,033,820	309,923	4,625,526	443,733	3,534,676	350,646	4,580,367	360,245	4,680,104	469,131
Hops	488,938	107,124	308,907	65,968	488,992	96,701	700,695	118,980	122,831	159,495
Live stock: sheep	4,246	94,413	3,976	131,755	5,009	248,648	5,659	162,722	7,206	178,792
Oil:—										
Sperm	90	9,733	77	9,792	50	5,320				
Potatoes	22,535	629,922	45,662	462,455	49,391	502,352	49,861	895,145	68,154	1,581,832
Silver ore	13,940	815,741	13,404	790,434	12,188	837,874	15,731	919,454	29,456	954,305
Timber		141,108		199,193		254,103		228,991		187,186
Tin, ore and smelted	1,983	688,336	2,295	1,372,142	2,042	1,316,297	1,867	1,032,105	2,099	1,182,551
Wool	7,792,976	1,240,805	8,635,472	1,741,084	6,754,927	1,271,241	9,019,474	1,364,355	8,348,584	1,281,455
Coin and bullion:—										
Bullion, gold	48,913	917,259	52,946	979,344	55,320	995,447	55,526	993,598	46,574	841,582
All other coin and bullion		316,333		226,061		388,915		663,842		929,212
All other articles		2,280,758		4,371,742		4,755,928		5,503,789		5,051,336
Totals		8,776,395		12,543,712		12,705,004		14,336,017		15,789,939

BRITISH AUSTRALASIA.
VICTORIA.

VALUE of the Total Imports and Exports from and to each Principal Country during the Years ended December 31, 1898 to 1902, inclusive. (Including Coin and Bullion.)

IMPORTS				EXPORTS.			
1899.		1900.		1899.		1900.	
£	%	£	%	£	%	£	%
COUNTRIES.							
<i>British Empire.</i>							
30,149,652	29,151,465	34,334,469	33,750,528	27,487,663	30,969,934	26,405,424	16,708,775
1,400,768	1,692,816	2,418,529	1,642,962	11,978,278	3,330,416	1,259,688	1,734,255
164,226	94,316	276,373	385,588	3,183	53	676	409
5,918	4,103	13,568	14,016	4,654,217	5,849,636	11,381,876	8,142,347
727,065	777,343	843,841	1,005,935	531,917	2,802,586	2,716,169	4,719,528
242,345	163,656	3,294	10 Fiji	53,246	45,187	32,811	36,870
695,495	531,135	537,261	943,164	233,386	372,373	356,897	343,012
314,893	179,775	195,567	1,152,684	39,420	25,993	145,722	48,073
107	156	107	1,158 Natal	41,162	25,993	145,722	48,073
16,847,913	19,421,047	20,129,979	17,857,971	1,789,618	3,525,671	4,554,601	5,338,407
1,738,701	1,734,047	1,967,866	5,602,404	20,747,802	11,856,251	14,562,731	18,237,853
4,353,357	5,188,869	2,863,610	2,431,362	1,679,423	2,128,300	2,266,426	3,108,510
1,957,028	2,540,376	2,397,583	2,554,766	2,062,547	1,529,824	1,785,011	4,987,817
250,108	240,598	290,141	148,331	2,562,188	2,253,101	2,550,026	3,417,164
1,141,817	1,713,427	1,684,436	2,080,611	90,861	98,092	134,773	83,168
10,826,284	10,315,479	3,797,416	1,416,220	3,193,079	3,290,095	3,403,036	6,054,780
25,098	40,967	38,491	191,337	3,871,068	4,147,213	4,810,607	5,402,833
			257,506	148,995	17,615	17,527	307,648
71,061,168	73,809,526	71,825,610	71,188,495	73,306,329	74,761,261	79,384,001	78,721,949
Totals, British Empire							
<i>Foreign Countries.</i>							
594,832	671,887	966,671	789,432	1,096,956	989,426	1,291,034	1,933,799
276,641	349,675	409,383	200,132	3,100	522,797	82,461	25,433
268,251	208,128	1,655,859	1,639,838	70,679	37,289	168,727	136,486
972,598	778,958	1,011,211	559,268	3,924,821	3,556,390	3,096,548	3,977,429
2,814,384	3,071,781	3,786,539	4,395,550	2,647,066	1,589,980	2,659,854	2,258,854
469,444	895,603	1,096,961	1,062,218	63	20	20	102
19,447	128,013	254,674	127,940	225,988	2,288,983	2,414,752	309,617
55,344	144,019	69,983	237,430	3,650			
Totals, Foreign Countries							

SESSIONAL PAPER No. 10

4,299,564	6,442,284	7,114,452	7,482,977	7,273,163	328,797	1,143,725	584,672	1,214,710	627,293
776,943	870,877	877,530	1,326,105	1,381,756	182,819	587,787	380,255	482,127	633,633
10,547,498	13,561,225	17,243,203	18,393,776	17,726,697	Totals, Foreign Countries.	18,056,867	10,028,492	11,360,338	9,902,596
71,061,168	73,809,526	71,825,610	73,719,279	71,188,495	Totals, British Empire	72,306,324	74,761,261	79,384,001	78,721,949
81,608,666	87,370,751	89,068,813	92,113,055	88,915,192	Grand totals	90,363,196	84,789,753	90,744,339	88,624,545

3-4 EDWARD VII., A. 1904

BRITISH AUSTRALASIA.

VICTORIA.

TOTAL Quantities and Values of the Principal Articles of Merchandise Imported during the Years ended December 31, 1898 to 1902, inclusive.

ARTICLES.	1898.		1899.		1900.		1901.		1902.	
	Quantity.	Value. \$	Quantity.	Value. \$	Quantity.	Value. \$	Quantity.	Value. \$	Quantity.	Value. \$
Apparel and slops.....	859,152	905,273	1,105,639	1,222,493	2,147,237
Bags and sacks (including woolpacks). No.	9,009,136	707,102	14,136,634	1,015,824	12,973,738	1,342,017	13,780,279	9,211,753	893,732	893,732
Beer, cider and Perry.....	620,753	503,539	620,726	497,399	578,414	466,076	706,726	647,551	590,200	590,200
Books, printed.....	868,710	1,000,090	934,916	962,237	941,486
Boots and shoes.....	187,590	187,065	238,671	250,648	391,947
Cement.....	207,773	136,865	141,657	96,462	163,592	107,918	232,457	156,049	175,028	432,321
China-ware, earthenware, brownware, and porcelain and tiles.....	350,940	352,614	495,262	514,543	404,430
Coal (excluding coal, ground).....	562,325	1,254,082	532,676	1,343,867	690,567	1,964,785	710,918	2,170,815	656,656	2,087,332
Coffee.....	894,305	162,221	1,149,840	199,021	1,074,323	185,240	1,681,992	270,552	755,840	127,681
Coke and charcoal (excluding charcoal, ground).....	1,914	15,676	1,899	17,121	2,029	17,204	4,720	19,812	2,014	16,406
Cotton piece goods.....	5,549,913	4,798,197	6,165,716	5,023,869	4,126,732
Drugs and chemicals (excluding opium). Lbs.	5,434,407	665,351	4,772,302	595,257	3,815,015	777,338	4,203,497	657,798	641,850	575,206
Fish, salted and preserved.....	492,842	418,074	430,426	473,925	596,309
Flour (excluding corn flour).....	40,976	97,124	25,337	40,398	31,847	51,338	44,402	62,707	62,003	137,414
Fruits, fresh and dried (excluding can- ned goods and bottled fruits). Tons.	690,688	718,846	692,327	797,768	700,712
Furniture and upholstery.....	124,061	158,497	278,826	245,893	416,036
Glass and glassware (excluding bottles prior to 1901)	300,074	326,183	450,590	481,298	433,192
Grain - Oats.....	3,327	42,291	106,916	56,385	101,606
" Rice.....	178,798	304,346	192,928	314,070	428,194
" Wheat.....	399,922	98,949	552,119	1,111,681	840,129
Haberdashery.....	1,338,479	1,329,778	1,613,118	1,741,498	1,923,769
Hardware and ironmongery.....	689,062	821,231	442,278	340,151	168,454
Hats, caps and bonnets.....	263,846	245,528	247,995	254,629	380,349
Hides, skins and pelts.....	1,278,172	1,634,708	1,490,650	1,228,322	1,584,966
Hosiery and gloves.....	1,127,899	1,239,647	1,368,135	1,216,737	815,814
Iron - Bar and rod.....	277,215	402,760	10,160	470,237	369,443
" Pigs.....	135,084	141,805	15,617	209,300	151,343
" Pipes.....	248,755	468,363	3,668	415,933	312,326

SESSIONAL PAPER No. 10

Plates	3,579	117,408	4,568	116,131	4,831	251,996	4,470	200,156	4,661	157,368
Railway rails	16,034	437,567	27,800	753,331	11,278	398,783	11,615	430,038	7,473	222,317
Sheets, galvanized	10,785	848,941	10,701	932,176	13,351	1,348,295	12,675	1,097,769	14,495	1,180,488
Wire (excluding netting)	13,169	538,369	12,321	519,015	7,592	484,462	13,930	651,364	14,907	645,700
Leather and leatherware (exclusive of saddlery and harness)		563,234		688,964		888,084		809,545		1,066,009
Linon piece goods and mtfs. of		250,667		227,669		282,398		184,471		151,981
Horses	5,995	758,932	8,233	885,339	14,564	1,155,629	12,209	1,195,618	11,413	1,192,684
Horned cattle	44,824	1,155,629	29,082	701,958	32,514	980,721	43,989	1,568,726	40,861	1,238,415
Sheep	925,314	1,618,790	1,945,185	2,139,046	745,879	2,159,931	1,003,430	2,543,325	1,533,249	3,392,497
Machinery (including steam, portable and traction engines, reapers and binders and steam boilers, but excluding sewing machines)		977,708		1,190,854		1,040,469		1,782,748		1,783,482
Medicines, patent		244,467		278,052		253,334		395,417		347,781
Musical instruments		338,720		448,186		640,760		583,830		502,735
Oils of all kinds		1,166,019		1,193,073		1,509,533		1,882,769		1,264,316
Oilmen's stores		186,393		132,033		139,821		157,144		83,643
Paper, printing	181,219	633,051	292,536	671,031	277,632	870,136	268,194	303,689	227,498	740,775
Plated ware		191,192		193,747		300,040		303,689		261,135
Silk and manufactures of	8,171	1,682,081	4,956	1,628,567	5,614	1,826,256		1,872,844		1,911,417
Spirits of all kinds	766,974	1,297,483	787,946	1,286,016	853,055	1,364,701	1,039,282	1,668,576	894,613	1,317,265
Stationery (exclusive of writing paper)		198,609		216,328		243,422		271,350		289,104
Sugars of all kinds, including glucose and molasses		3,236,401		3,327,423		3,391,784		4,268,587		4,446,717
Tea	11,752,446	1,464,575	12,701,339	1,634,918	14,298,798	1,834,589	11,558,768	1,497,731	10,663,248	1,489,278
Timber		1,674,250		2,147,650		2,769,975		2,921,475		3,142,781
Tobacco, cigars, cigarettes and snuff	3,190,182	1,081,023	3,392,970	1,102,563	3,785,088	1,240,645	4,126,347	1,265,586	3,968,669	1,566,901
Wine of all kinds	58,324	248,151	65,466	293,772	59,986	219,706	64,233	299,295	81,845	244,920
Wool, raw	65,626,395	8,801,328	63,067,135	11,441,829	62,527,987	9,381,361	61,796,450	8,954,988	38,082,768	5,556,346
Woolens and woollen piece goods		2,930,974		2,967,153		3,442,982		3,158,004		4,088,112
Coin and bullion — Fulloon—Gold	664,551	12,738,179	661,756	12,777,555	324,710	6,152,712	234,662	4,471,041	316,062	6,062,922
" Silver	10,029	6,555	16,559	10,862	16,856	11,544	14,177	9,412	11,409	6,900
Coin		386,462		1,178,702		1,317,042		1,590,436		704,134
All other articles		16,560,475		16,982,089		20,027,498		22,615,570		22,324,672
Totals		81,668,666		87,370,751		89,068,813		92,113,055		88,915,192

3-4 EDWARD VII., A. 1904

BRITISH AUSTRALASIA.

VICTORIA.

Total Quantities and Values of the Principal Articles of Merchandise Exported during the Years ended December 31, 1898 to 1902, inclusive.

ARTICLES.	1898.		1899.		1900.		1901.		1902.	
	Quantity.	Value.	Quantity.	Value.	Quantity.	Value.	Quantity.	Value.	Quantity.	Value.
		£		£		£		£		£
Apparel and slops		655,643		729,026		875,022		999,185		1,555,993
Bark	2,620	85,060		110,824		56,882		162,034	3,896	159,174
Books, printed		359,671		433,245		435,434		470,582		441,733
Books and shoes		231,877		252,721		350,700		355,263		917,730
Butter	186,786	3,583,448		6,836,839		7,251,017		6,057,121		4,267,229
Coal	405	1,728		1,670		72,765		42,130		2,034
Coke and charcoal	558	6,847		438		181,361		793		487
Flour and biscuits	14,444	868,573		32,865		1,261,192		1,573,369		1,478,820
Grain:—										
Oats	241,671	281,585		186,053		1,050,976		1,387,058		1,093,697
Wheat	1,080,313	1,576,737		6,093,704		3,833,478		4,343,403		3,136,240
Other, including rice and malt		575,352		569,113		315,238		570,106		1,685,725
Hay and chaff	44,442	606,966		107,647		1,539,594		111,481		6,049,885
Hides	49,369	141,390		16,968		111,100		8,880		47,839
Leather (unmanufactured)		1,469,689		63,424		12,827		42,014		1,353,722
Live stock: horses, cattle, sheep and pigs	162,939	1,244,231		277,118		3,434,012		3,349,225		2,343,114
Machinery		1,601,576		1,641,516		1,700,997		1,830,445		1,567,188
Meats:—										
Frozen, beef, mutton and pork	13,403,900	589,436		25,487,800		1,405,260		24,683,700		980,813
Preserved: except salted	3,324,524	230,738		5,960,016		5,053,044		3,409,748		327,516
Potatoes	4,921	168,163		11,656		9,176		10,000		330,860
Skins	11,339,948	1,673,540		15,131,987		2,394,555		16,765,287		633,474
Soap	967,791	80,621		633,709		943,324		1,739,902		2,398,887
Sugar of all kinds, including glucose		732,098		167,628		718,114		818,398		179,376
Tallow	4,926	459,939		7,362		7,855		4,485		403,383
Tea	3,994,425	782,915		4,067,923		3,733,110		5,449,130		646,975

SESSIONAL PAPER No. 10

Wine.....	238,931	221,769	362,906	279,794	303,255	282,924	378,093	299,421	410,797	337,528
Wool.....	131,850,560	19,646,578	121,877,604	27,746,862	102,205,965	20,522,821	131,623,062	21,171,387	100,516,094	16,903,744
Woollen piece goods (includes wool yarn subsequent to 1901).....	189,635	262,664	257,486	379,838	509,827
Coin and bullion:—										
Ballion—Gold.....	67,801	1,319,100	47,873	961,858	22,135	421,433	24,230	468,645	48,110	954,041
" Silver.....	206	200	1,924	1,314	2,785	1,455	6,222	3,616	1,533	813
Coin.....	27,623,915	20,411,174	19,802,530	20,481,073	20,071,101
All other articles.....	10,225,301	11,574,846	13,190,236	14,587,478	17,418,536
Totals.....	77,244,931	90,363,196	84,789,753	90,744,339	88,624,545

SESSIONAL PAPER No. 10

WESTERN AUSTRALIA.

TOTAL Quantities and Values of the Principal Articles of Merchandise Imported during the Years ended December 31, 1898 to 1902, inclusive

ARTICLES.	1898.		1899.		1900.		1901.		1902.	
	Quantity.	Value.	Quantity.	Value.	Quantity.	Value.	Quantity.	Value.	Quantity.	Value.
Apothecaries' wares.....		\$ 253,028		\$ 221,282		\$ 250,358		\$ 290,136		\$ 316,430
Apparel and slops.....		1,016,703		1,497,483		2,134,033		3,081,778		3,802,629
Bacon, hams and tongues.....	Lbs.	2,815,396		429,634		3,690,252		3,527,174		724,963
Beer.....	Galls.	716,381		463,662		536,905		363,029		601,486
Boots and shoes.....		388,185		314,426		527,474		495,237		601,486
Bran and pollard.....	Tons.	10,832		12,711		11,257		303,753		13,561
Butter.....	Lbs.	4,102,312		4,425,820		4,834,917		5,042,376		5,730,149
Coal.....	Tons.	132,200		127,472		156,927		771,225		185,296
Corn and gram (except rice).....	Bush.	1,071,372		865,128		788,870		618,400		618,028
Drapery and haberdashery.....		1,415,981		767,804		1,107,322		*		*
Flour (excluding meal).....	Cwt.	297,332		218,902		199,880		269,198		568,577
Hardware, cutlery and ironmongery.....		294,722		151,071		224,957		272,396		670,782
Hay and chaff.....	Tons.	2,532		875		2,662		22,119		20,390
Iron:—										
Wire and wire fencing, including wire netting and staples.....	Tons.	124,757		114,970		149,874		122,484		103,105
Galvanized iron.....	Tons.	718,369		332,676		7,924		542,823		1,040,820
Live stock, horses.....	No.	415		57,174		931		201,903		1,349
" cattle, for slaughter.....	"	16,028		382,977		12,309		605,695		199,315
Machinery:—										
Agricultural.....		155,067		93,785		126,523		159,310		240,228
Other, including locomotive engines, Meats, preserved or salted (excluding bacon and hams).....		1,772,397		1,924,572		2,490,281		2,290,816		2,721,270
Oilmen's stores* (exclusive of paints and colours).....		325,799		275,015		353,463		330,875		373,390
Railway materials.....		63,530		59,485		75,098		61,106		37,566
Spirits:—		1,863,466		680,686		637,514		1,615,339		1,774,819
Brandy.....	Galls.	39,309		31,550		42,583		118,440		161,972
Whiskey.....	"	166,917		146,745		204,488		353,208		506,444
Sugar, molasses, &c.....	Cwt.	104,363		566,894		179,080		661,862		721,103
Tea.....	Lbs.	1,601,974		1,583,489		1,789,849		429,045		339,645
Tobacco, all kinds.....		435,420		419,847		469,259		492,813		581,698
Wine.....	Galls.	53,897		43,798		63,841		165,500		160,809
Wood and timber.....		253,927		209,461		259,267		359,943		425,853
Coin and bullion.....		690,499		28,874		30,138		126,888		84,388
All other articles.....		9,511,271		9,737,345		13,692,609		14,365,414		14,756,490
Totals.....		25,510,896		21,771,189		29,015,933		31,410,299		35,129,312

* Included with 'Apparel and Slops' subsequent to 1900.

BRITISH AUSTRALASIA.
WESTERN AUSTRALIA.

Total Quantities and Values of the Principal Articles of Merchandise Exported during the Years ended December 31, 1898 to 1902, inclusive.

ARTICLES.	1898.		1899.		1900.		1901.		1902.	
	Quantity.	Value.	Quantity.	Value.	Quantity.	Value.	Quantity.	Value.	Quantity.	Value.
		§		§		§		§		§
Coal.....	25,827	125,692	44,570	220,377	78,485	405,982	119,377	807,321	74,510	453,257
Guano.....	3,950	45,079	2,045	25,136	2,902	36,631	1,099	13,344	2,400	23,360
Pearls (value estimated).....		97,333		37,333		97,333		121,666		194,667
Shells (Mother-of-Pearl and Shark's Bay).....	619	383,415	783	441,146	737	421,030	817	514,553	946	674,553
Skins.....		216,786		301,724		263,330		312,571		425,220
Timber:—										
Sandalwood.....	4,349	154,818	4,984	144,632	5,094	189,985	8,864	359,767	7,995	300,619
Other.....	81,739	1,587,482	138,271	2,692,230	114,508	2,233,138	143,012	2,785,456	125,136	2,435,927
Wool.....	10,126,306	1,400,291	9,948,417	2,366,041	9,694,743	1,317,494	13,578,963	1,840,257	12,932,271	2,229,313
Coin and bullion:—										
Bullion:—Gold.....	1,050,183	19,421,397	1,434,570	26,529,990	969,769	18,489,070	1,023,864	19,183,797	897,434	16,152,293
All other coin and bullion.....		74,002		464,284		8,657,688		13,882,064		20,280,664
All other articles.....		631,801		1,019,898		1,234,382		1,621,872		870,699
Totals.....		24,138,696		33,996,791		33,346,663		41,442,698		44,049,942

BRITISH GUIANA.

VALUE of the Total Imports and Exports from and to each Principal Country during the Years ended March 31, 1899 to 1903 inclusive. (*Including Coin and Bullion.*)

IMPORTS.				EXPORTS.					
1898-9.	1899-1900.	1900-1.	1901-2.	1902-3.	1898-9.	1899-1900.	1900-1.	1901-2.	1902-3.
£	£	£	£	£	£	£	£	£	£
3,709,315	3,586,507	3,230,496	3,373,684	3,496,926	3,978,903	4,029,076	4,555,240	3,611,604	3,675,142
300,574	306,751	410,282	224,593	155,358	331	1,276	294	20	592,652
281,288	314,842	373,077	403,425	400,696	34,796	87,847	181,977	379,196	80,340
216,089	124,509	134,382	99,482	80,347	75,083	119,865	89,242	87,615	10,808
5,225	1,217	653	418	374	10,757	7,384	7,329	20,246	
4,512,491	4,333,826	4,150,070	4,104,052	4,133,701	4,099,850	4,845,448	4,834,082	4,098,681	4,358,992
COUNTRIES.									
<i>British Empire.</i>									
Great Britain.....									
British India.....									
" North America.....									
" West Indies.....									
Other British Possessions.....									
Totals, British Empire.....									
<i>Foreign Countries.</i>									
Dutch Guiana.....									
" West Indies.....									
France.....									
French Guiana.....									
Holland (Netherlands).....									
Portuguese Possessions.....									
United States.....									
Other Foreign Countries.....									
Totals, Foreign Countries.....									
Totals, British Empire.....									
Totals.....									
Transit trade.....									
Grand totals.....									
113,423	53,902	4,588	2,258	8,262	175,546	154,225	125,262	105,371	93,407
3,971	411			4,065	13,110	9,179			16,732
26,552	19,511	58,512	18,957	51,397	18,425	6,765	23,213	8,462	5,854
10,419	9,948	14,189	5,275	130	77,419	88,415	78,563	76,920	129,486
61,661	43,823	45,298	96,683	89,203	7,017	32,408	48,235	20,783	24,364
65,855	40,930	29,140	47,320	45,054	11,149	46,578	8,940	8,626	11,348
1,855,937	1,806,344	1,901,333	1,943,807	2,172,856	4,129,985	4,022,352	4,365,505	3,878,903	3,761,177
23,896	19,470	71,457	7,343	77,999	109,195	48,538	30,199	37,853	31,898
2,161,714	1,965,939	2,124,517	2,121,043	2,448,966	4,541,816	4,408,760	4,679,917	4,136,918	4,074,866
4,512,491	4,333,826	4,150,070	4,104,052	4,133,701	4,099,850	4,845,448	4,834,082	4,098,681	4,358,992
6,674,205	6,329,765	6,274,587	6,225,095	6,582,667	8,641,096	9,254,208	9,513,999	8,235,599	8,433,858
*	*	414,351	565,795	348,938	*	*	414,351	565,795	348,938
6,674,205	6,329,765	6,688,938	6,790,890	6,931,605	8,641,096	9,254,208	9,928,350	8,801,394	8,782,796

* Transit Trade included with General Trade prior to 1900-1.

3-4 EDWARD VII., A. 1904

BRITISH GUIANA.

TOTAL Quantities and Values of the Principal Articles of Merchandise Imported during the Years ended March 31, 1899 to 1903, inclusive.

ARTICLES.	1898-9.		1899-1900.		1900-1.		1901-2.		1902-3.	
	Quantity.	Value. %	Quantity.	Value. %	Quantity.	Value. %	Quantity.	Value. %	Quantity.	Value. %
Beef, pickled	9,830	106,560	7,361	74,561	7,979	88,250	6,856	79,276	6,910	104,241
Butter	408,523	85,078	474,388	87,530	408,318	74,817	400,369	75,835	461,946	85,853
Coal	43,622	181,847	24,099	85,838	33,768	173,041	27,938	125,336	28,247	110,968
Flour	178,360	680,130	206,511	674,018	182,840	601,648	193,750	651,692	194,180	706,287
Fish, dried	63,597	240,373	56,930	235,714	63,966	239,914	63,478	269,864	55,272	210,831
Hardware and cutlery	158,975	153,975	173,123	131,981	139,950	134,713
Lime, cottons and woolsens	735,674	669,520	669,520	733,471	823,147	831,051
Lumber	101,824	101,824	8,031,134	129,721	6,117,829	129,268	6,861,034	137,710	6,063,497	135,561
Machinery	238,287	238,287	353,994	317,699	441,760	397,353
Malt liquor	90,150	90,150	86,008	96,415	92,031	89,845
Manures	11,270	371,872	11,321	424,060	15,526	484,151	12,297	447,138	13,519	527,701
Oils	73,288	135,824	521,689	101,889	624,016	138,589	572,934	143,420	642,963	161,458
Opium	3,962	11,353	3,468	3,463	3,565	11,274	3,343	11,802	2,873	10,350
Pork	20,462	198,433	19,183	176,407	19,616	229,109	16,656	237,412	14,003	240,618
Potatoes	77,715	77,715	63,998	56,453	59,338	69,476
Rice	25,006,103	514,236	25,311,210	476,813	29,417,518	382,025	17,622,213	366,756	14,783,675	309,685
Spirits & brandy	4,771	11,850	3,975	8,905	4,576	9,206	3,878	9,027	4,410	11,137
Coin and bullion	176,478	286,199	130,252	31,360	69,872
All other articles	2,537,616	2,212,791	2,610,072	2,647,337	2,724,545
Totals	6,674,205	6,329,765	6,688,938	6,790,891	6,931,605

SESSIONAL PAPER No. 10

BRITISH GUIANA.

TOTAL Quantities and Values of the Principal Articles of Merchandise Exported during the Years ended March 31, 1899 to 1903, inclusive.

ARTICLES.	1898-9.		1899-1900.		1900-1.		1901-2.		1902-3.	
	Quantity.	Value.	Quantity.	Value.	Quantity.	Value.	Quantity.	Value.	Quantity.	Value.
		£		£		£		£		£
Balata	471,048	137,863	240,127	59,036	434,225	97,221	389,037	113,901	729,994	268,790
Coal	2,634	9,621	1,761	7,537	1,863	10,507	4,346	22,674	3,278	15,545
Molasses	574,458	58,244	385,764	96,441	230,063	59,383	124,320	21,134	331,383	50,383
Rice	1,589,687	39,089	613,126	12,884	202,807	4,176	1,272,105	26,671	293,791	6,561
Rum	2,733,987	706,981	3,341,205	1,063,406	4,023,828	1,437,082	4,122,548	1,437,090	4,278,638	651,219
Sugar, raw	98,330	5,156,310	85,385	3,293,755	94,745	3,411,792	105,694	4,983,183	120,126	5,001,710
Bullion										
Gold	112,815	2,023,298	113,368	1,999,827	108,752	1,890,845	102,012	1,788,431	103,775	1,813,822
Com:—										
Gold and silver		61,169		316,161		150,533		10,820		32,839
All other articles		449,121		463,161		866,691		397,490		941,927
Totals		8,641,696		9,254,208		9,928,350		8,801,394		8,782,796

BRITISH INDIA.

VALUE of the Total Imports and Exports from and to each Principal Country, exclusive of Government Stores and Treasure, during the Years ended March 31, 1899 to 1903, inclusive. (*Including Coin and Bullion.*)

NOTE.—Rx. = 10 Rupees. Rupee = 32.4 cts.

IMPORTS.			COUNTRIES.					EXPORTS.			
1898-9.	1899-1900.	1900-1.	1901-2.	1902-3.						1901-2.	1902-3.
Rx.	Rx.	Rx.	Rx.	Rx.	Countries.					Rx.	Rx.
					<i>British Empire.</i>						
56,666,822	61,204,082	56,314,283	64,956,820	64,549,967	Great Britain	35,176,778	33,709,913	36,156,768	34,252,474	35,481,091	
306,484	254,827	322,830	342,364	317,571	Aden	1,255,796	1,029,629	805,223	1,088,304	1,094,456	
3,289,684	3,153,297	4,397,360	4,015,654	7,026,616	Australasia	1,287,270	1,600,724	1,914,468	2,007,829	1,443,368	
619	27,165	900	21,802	1	Canada	46,352	76,992	104,804	63,290	256,678	
1,205	496,315	2,713	934	2,787	Cape Colony	271,452	292,586	286,985	363,239	517,845	
1,430,397	1,486,127	2,322,736	2,725,048	2,629,900	Ceylon	5,295,306	5,296,820	5,296,820	5,313,825	5,551,266	
2,076,975	1,981,273	2,330,061	1,901,624	2,896,063	Hong Kong	8,373,009	8,378,089	8,164,158	10,048,808	9,718,138	
2,088,082	1,651,751	2,430,355	2,305,517	2,176,085	Mauritius	1,750,429	1,945,527	1,617,300	1,387,987	1,356,776	
6,203	193,745	2,657	3,389	304,539	Natal	387,419	374,601	383,620	614,857	734,108	
2,110,052	1,978,458	2,388,771	2,445,064	2,529,412	Straits Settlements	8,724,092	9,978,121	8,629,762	10,382,443	11,543,223	
207,803	262,451	186,510	233,056	243,093	Other British Possessions	1,314,383	764,810	1,058,351	933,507	730,745	
68,334,618	72,690,917	70,701,256	78,953,472	82,676,081	Totals, British Empire	63,883,800	62,546,298	64,689,999	66,456,463	68,427,694	
					<i>Foreign Countries.</i>						
1,037,275	1,246,906	973,599	1,018,031	1,105,815	Arabia	1,762,029	1,154,612	1,005,653	1,491,065	1,579,766	
2,475,983	2,424,136	3,153,874	3,940,271	2,553,073	Austria-Hungary	4,719,843	1,715,843	2,719,632	2,384,973	3,218,777	
2,250,431	1,836,631	2,430,468	3,013,290	3,092,231	Belgium	2,749,512	3,434,564	3,360,713	4,727,996	4,964,999	
1,108,126	535,999	946,415	702,249	1,336,591	China (Treaty Ports)	4,775,028	6,145,601	4,007,820	7,729,321	6,636,707	
1,189,079	628,904	816,360	590,914	833,892	Egypt	6,865,202	5,284,490	4,518,100	5,854,176	7,716,462	
1,275,697	1,245,286	1,168,558	1,378,083	1,482,418	France	7,827,512	6,664,939	6,017,342	8,894,971	9,152,595	
1,728,183	1,685,040	2,603,041	3,037,266	2,161,877	Germany	8,254,755	3,320,613	9,219,533	10,175,693	10,175,693	
556,998	740,138	830,395	974,855	846,973	Italy	3,230,619	2,763,534	3,096,353	2,939,362	3,419,025	
655,122	2,306,219	2,316,632	711,556	825,659	Japan	6,356,494	6,356,494	2,097,949	7,041,483	8,445,254	
721,615	949,027	807,648	751,478	707,067	Persia	1,616,619	1,210,781	1,463,644	1,353,487	1,234,506	
2,053,698	2,401,939	2,839,432	3,186,166	2,705,223	Russia in Europe	130,080	124,655	248,663	213,375	390,614	
1,459,645	1,242,109	1,249,954	1,178,958	1,703,954	United States	5,387,304	7,619,470	7,232,283	8,389,452	8,535,051	
1,437,988	1,687,346	1,903,861	1,829,770	1,958,874	Other Foreign Countries	4,222,447	4,275,147	4,965,501	5,774,650	6,308,233	
17,929,680	18,979,460	22,040,237	22,913,887	21,367,552	Totals, Foreign Countries	56,253,854	54,379,929	50,153,486	66,470,983	69,197,682	
68,334,618	72,690,917	70,701,256	78,953,472	82,676,081	Totals, British Empire	63,883,800	62,546,298	64,689,999	66,456,463	68,427,694	
86,264,298	91,670,377	92,741,493	101,167,359	104,043,636	Grand totals	120,129,654	116,926,227	114,843,485	132,927,446	137,625,376	

SESSIONAL PAPER No. 10

BRITISH INDIA.

TOTAL Quantities and Values of the Principal Articles of Merchandise Imported, exclusive of Government Stores and Treasure, during the Years ended March 31, 1899 to 1903, inclusive.

NOTE.—Rx. = 10 Rupees. Rupee = 32.4 cts.

ARTICLES.	1898-9.		1899-1900.		1900-1.		1901-2.		1902-3.	
	Quantity.	Value.	Quantity.	Value.	Q. quantity.	Value.	Quantity.	Value.	Quantity.	Value.
		Rx.		Rx.		Rx.		Rx.		Rx.
Animals, living.....	No.									
Apparel.....	9,337	329,306	15,645	303,493	11,697	487,320	11,404	463,504	12,158	444,941
Arms, ammunition and military stores.....		1,380,486		1,464,307		1,539,778		1,639,144		1,781,280
Books and stationery.....		289,012		253,146		234,577		271,977		248,861
Building and engineering materials.....		501,786		521,861		545,559		578,481		596,678
Candles.....	292,334		191,445		213,338		208,950		227,604	
Chemicals, drugs, medicines, &c.....	3,491,256	92,292	2,974,957	83,432	3,567,569	106,805	3,010,989	90,238	3,141,863	96,140
Chemicals.....		424,652		449,537		551,699		571,937		552,212
Drugs, medicines and narcotics.....		811,653		838,590		997,731		1,047,146		1,083,832
Dyeing and tanning materials.....		777,107		643,359		676,194		790,516		810,612
Clocks and watches.....										
Coal.....	254,388	132,979	262,805	139,636	259,563	138,600	326,303	139,968	380,991	165,426
Corals, real.....	358,880	696,379	422,376	810,214	127,318	306,740	230,017	450,894	197,448	371,282
Cotton, raw.....	243,415	86,740	208,756	79,051	208,565	88,935	243,196	76,766	283,580	54,796
" twist and yarn.....	37,468	86,319	188,795	462,310	225,214	700,875	78,524	263,519	67,359	162,373
" piece goods.....	45,545,668	2,531,634	42,621,854	2,450,011	34,803,334	2,489,215	38,299,409	2,647,027	33,681,300	2,297,587
" handkerchiefs and shawls in the piece.....	2,063,099	23,899,170	2,191,313	23,912,734	2,002,820	26,242,614	2,189,714	29,151,643	2,107,320	27,170,486
" thread, sewing.....	13,264,541	128,305	18,248,440	220,301	11,847,557	281,705	9,955,886	192,840	11,417,345	133,922
" all others, n.e.s.....	846,560	170,506	869,131	173,629	839,436	172,266	879,601	176,623	1,181,143	225,208
Earthenware and porcelain.....		480,105		693,451		640,543		726,846		619,208
Flax.....		187,349		199,037		201,475		239,987		274,265
Fruits.....		136,301		147,318		184,885		184,887		184,337
Glass and glassware.....		112,416		93,436		107,680		80,317		57,553
Gums and resins.....		662,293		766,051		755,176		925,327		945,819
Hardware and cutlery including plated ware.....	115,424	109,370	110,991	115,422	109,580	122,058	149,449	143,050	105,123	117,215
Hardware, apparatus and appliances, and parts thereof.....		1,430,124		1,590,292		1,841,474		1,706,638		1,999,168
Ivory, unmanufactured.....	329,085	341,101	169,162	389,358	258,585	463,692	255,944	519,674	301,963	597,999
" manufactured.....		212,866		105,496		159,749		154,777		175,703
" manufactured.....		28,339		12,906		8,087		17,108		17,982

34 EDWARD VII., A. 1904

BRITISH INDIA.

Total Quantities and Values of the Principal Articles of Merchandise Imported, exclusive of Government Stores and Treasure, during the Years ended March 31, 1899 to 1903, inclusive—*Con.*

ARTICLES.	1898-9.		1899-1900.		1900-1.		1901-2.		1902-3.	
	Quantity.	Value.	Quantity.	Value.	Quantity.	Value.	Quantity.	Value.	Quantity.	Value.
		Rx.		Rx.		Rx.		Rx.		Rx.
Jewellery and jewels, including plates		525,437		1,102,500		722,183		1,245,859		1,481,136
Liquors	4,826,577	1,647,520	4,775,750	1,597,477	4,809,374	1,616,909	5,251,961	1,664,544	1,770,629	
Machinery and mill-work		3,055,930		2,541,903		2,267,559		3,005,880		2,803,840
Matches		379,789		347,394		398,057		436,585		467,638
Metals										
Brass	8,729	54,720	10,196	61,734	11,869	81,543	10,004	73,913	11,644	70,413
Copper	251,301	1,121,276	90,846	329,137	659,971	917,133	193,822	1,080,445	395,850	1,962,433
Iron	3,290,341	2,308,573	2,981,334	2,419,398	3,399,831	3,139,983	3,612,088	2,903,254	3,925,832	3,030,489
Lead	100,795	137,198	103,249	136,729	122,264	211,112	151,548	224,028	128,134	174,782
Quicksilver	254,274	39,958	192,878	34,036	266,937	51,130	261,956	221,239	38,664	38,664
Steel	1,682,904	1,025,504	1,452,716	1,000,890	1,851,725	1,432,649	3,169,353	1,960,666	3,420,152	2,050,634
Tin	29,198	166,772	17,401	138,412	22,741	229,856	235,446	28,000	255,816	255,816
Zinc or spelter	74,714	116,465	77,080	139,415	71,572	126,508	76,337	113,931	97,891	140,920
All other, n.e.s.	24,636	298,834	22,893	201,044	26,920	256,572	28,040	239,432	30,281	267,453
Total metals		5,179,246		4,680,755		6,431,486		6,899,086		7,997,004
Oils, mineral										
Oils, other		3,245,273		3,180,542		3,457,853		3,837,667		3,464,550
Paints and colours		306,732		245,630		299,167		381,231		250,295
Paper and pasteboard		334,037		347,150		403,985		428,955		416,117
Provisions		382,657		411,390		453,000		527,163		524,806
Railway plant and rolling stock		1,531,667		1,688,248		1,979,716		1,984,672		1,841,050
Salt		2,824,815		2,777,078		3,341,119		1,542,579		1,611,721
Silk, raw	41,865	681,227	416,636	347,787	566,908	516,231	776,916	423,288	621,904	
Silks, manufactured	2,250,866	797,657	1,694,848	576,088	2,535,377	1,016,940	809,620	1,639,189	551,615	
Spices		1,361,763		1,429,831		1,665,811		1,847,500		1,632,323
Sugar	87,989,038	889,054	101,344,682	916,323	97,791,074	879,106	88,784,392	484,761	97,721,333	
All other	4,077,499	1,016,959	5,360,862	3,376,630	5,276,730	5,663,216	6,013,333	5,900,222	5,162,196	

SESSIONAL PAPER No. 10

Umbrellas	No.	243,438	3,099,766	273,031	2,913,797	270,033	2,052,350	180,423	2,214,829	188,365
Wool, raw	Lbs.	91,497	3,364,938	85,454	2,871,319	83,940	3,392,173	167,630	2,756,071	79,843
Woolen goods		1,523,731		1,736,002		2,112,376		1,969,499		1,405,912
All other articles		3,120,941		3,950,869		4,403,252		3,977,103		4,457,927
Totals		68,380,341		70,711,864		76,277,885		81,518,979		78,787,909
Com and bullion		17,883,957		20,958,513		16,463,608		19,648,380		25,253,727
Grand totals		86,264,298		91,670,377		92,741,493		101,167,359		104,041,636

3-4 EDWARD VII., A. 1904

BRITISH INDIA.

Total Quantities and Values of the Principal Articles of Merchandise Exported (Home Produce) exclusive of Government Stores and Treasure, during the Years ended March 31, 1899 to 1903, inclusive.

NOTE.—Rr. = 10 Rupees. Rupee = 32 cts.

ARTICLES.	1898-9.		1899-1900.		1900-1.		1901-2.		1902-3.	
	Quantity.	Value.	Quantity.	Value.	Quantity.	Value.	Quantity.	Value.	Quantity.	Value.
		Rr.		Rr.		Rr.		Rr.		Rr.
Coffee.....	270,056	1,749,824	281,353	1,484,715	246,431	1,228,450	255,042	1,250,220	269,165	1,321,263
Cotton, raw.....	5,411,012	11,188,538	4,373,000	9,925,065	10,127,401	5,700,014	5,700,014	14,426,093	6,014,806	14,757,198
" twist and yarn.....	19,624,083	6,063,088	240,693,000	6,902,178	118,081,000	4,170,589	272,468,127	9,316,694	248,538,638	8,540,034
" piece goods.....	60,618,704	1,658,383	63,556,000	1,261,744	69,343,000	1,433,230	27,624,849	1,423,594	69,531,540	1,357,543
" handkerchiefs and shawls in piece.....	1,653,867	68,350	1,275,384	50,493	1,424,161	51,011	1,741,727	69,358	1,744,678	73,841
" thread, sewing.....	95,999	8,238	113,104	9,178	103,111	8,492	64,630	5,212	149,797	12,299
" all other, n.e.s.....		48,410		30,531		39,634		18,308		53,972
Drugs, medicines and narcotics, &c. :—										
Chemicals.....		372,633		402,393		353,732				448,848
Drugs and medicines.....		158,958		200,183		194,260				145,199
Opium.....	92,827	7,126,069	93,378	8,203,715	96,881	9,455,436	92,417	8,522,985	94,842	8,016,935
Tobacco.....	13,991,623	215,361	9,336,415	181,789	6,562,789	154,910	20,199,765	346,400	15,778,465	273,326
Indigo.....	135,187	2,970,478	111,420	2,692,511	102,491	2,135,981	89,750	1,852,255	65,377	1,205,682
Myrabolans.....	905,916	320,472	1,018,285	353,170	945,648	316,817	1,085,174	356,365	1,537,650	377,226
All other dyeing and tanning materials, n.e.s.....		190,414		319,251		277,193		229,877		247,252
(Grain and pulse :—										
Rice (not in husk).....	37,392,804	15,677,645	31,862,000	13,005,872	31,066,000	13,142,236	33,741,841	13,846,990	47,083,137	18,787,378
Wheat.....	19,520,436	3,719,688	9,704,087	3,903,496	50,021	30,083	7,321,818	3,253,320	10,232,150	4,515,337
Other sorts.....	1,800,234	1,800,234		1,182,865		858,969		1,185,533		2,177,033
Guns and resins.....	43,907	75,932	51,404	89,459	41,284	79,754	58,580	82,699	41,150	50,803
Hides and skins.....	19,531,777	4,155,084	30,312,863	6,888,350	29,004,262	6,488,431	28,782,773	5,576,639	27,031,047	5,536,997
" tanned.....		3,294,135		3,574,526		4,494,186		2,654,046		2,898,187
Jute, raw.....	9,864,545	6,941,245	9,725,000	8,071,646	12,415,000	10,867,757	14,755,115	11,737,272	13,036,486	11,136,475
" manufactures.....		5,798,359		6,264,349		7,864,602		8,711,417		9,019,899
Lac.....	182,116	871,394	238,450	1,136,600	227,068	368,680	157,071	960,528	239,013	1,830,750
Metals.....		110,896		186,908		1,065,397		253,153		262,847
Oils.....		800,887		868,648		656,518		691,751		857,679
Provisions.....		609,729		617,059		577,357		609,651		678,851
Seeds.....	19,279,909	11,847,194	15,775,000	10,099,528	10,997,949	9,014,635	22,965,227	16,779,268	22,194,060	14,882,571
Silk, raw.....	1,364,151	458,003	1,939,718	698,611	1,604,275	512,296	1,935,761	663,121	1,989,822	654,815
" manufactures.....		128,189		128,902		125,445		103,469		94,885
Spices.....	32,000,206	618,596	26,390,475	548,296	23,455,126	541,515	29,813,810	740,827	27,324,677	636,210

SESSIONAL PAPER No. 10

Sugar	Cwt.	337,431	297,788	170,950	151,247	90,162	222,124	97,279
Tea	Lbs.	9,092,112	190,305,490	9,550,930	179,684,732	8,149,489	181,423,518	7,361,642
Wood	Lbs.	1,086,920	21,873,859	1,070,608	902,995	891,542	875,147	1,165,320
Wool, raw	Lbs.	1,356,374	253,255	296,433	19,592,620	793,826	269,767	251,572
" manufactures		4,240,513		5,014,005		4,692,824		5,297,410
All other articles								
Totals		105,683,696		104,160,498		121,265,063		125,879,752
Coin and bullion		7,566,040		7,474,455		8,462,567		8,810,011
Foreign produce		3,292,491		3,298,532		3,259,816		2,935,613
Grand totals		116,926,227		114,833,485		132,927,446		137,625,376

3-4 EDWARD VII., A. 1904

CAPE OF GOOD HOPE.

TOTAL. Quantities and Values of the Principal Articles of Merchandise Imported during the Years ended December 31, 1898 to 1902, inclusive—*Cont.*

Note.—The value of gold (produce of South African States) brought into the country for shipment at Cape ports, is not included in the returns of Imports, though included in those of Exports.

ARTICLES.	1898.		1899.		1900.		1901.		1902.	
	Quantity.	Value.	Quantity.	Value.	Quantity.	Value.	Quantity.	Value.	Quantity.	Value.
Leather and manufactures of, n.e.s., including boots and shoes.....		2,900,161		2,765,245		3,381,014		4,238,409		6,625,373
Linen manufactures.....		256,748		276,144		428,218		415,311		634,618
Machinery, not agricultural.....		5,129,149		1,927,821		2,331,790		2,619,335		5,249,775
Oil, mineral.....		3,312,941		518,115		3,710,670		3,733,731		6,555,114
Oilmen's stores, provisions, &c.....		2,877,567		2,746,946		1,063,633		3,733,877		7,784,350
Railway and tramway materials.....		1,473,473		1,239,486		2,632,251		2,912,651		1,411,000
Rice (excluding paddy).....		19,427,224		114,077		21,909,144		388,662		27,079,883
Saddlery and harness.....		368,299		316,861		114,319		17,486,804		536,523
Soap.....		209,310		159,291		299,154		553,933		308,681
Spices and wines.....		13,694,767		559,807		16,564,101		713,336		23,430,135
Whisky.....		33,959		46,471		52,791		79,299		94,228
Wines, of all kinds.....		228,492		483,966		309,230		376,954		858,484
Stationery.....		72,497		302,331		45,517		101,542		680,048
Sugar :—Raw.....		1,600,169		1,347,254		1,402,101		1,778,411		2,748,918
Refined or candy.....		585,377		2,383,491		652,497		812,815		691,746
Tea.....		7,495,916		5,222,888		250,163		16,782,353		505,851
Tobacco :—Manufactured (exclusive of cigarettes and snuff) Lbs.....		2,781,528		492,355		3,327,221		581,460		4,962,047
Cigars.....		333,864		170,563		529,230		165,851		277,522
Wood :—Unmanufactured.....		162,922		340,436		394,336		504,936		704,732
Manufactured (except furniture).....		4,069,478		849,769		2,744,757		4,519,439		6,738,724
Woolen manufactures.....		1,771,836		1,398,417		1,518,921		1,922,388		1,968,092
Coin and bullion.....		297,693		18,674,346		12,247,088		12,535,905		10,273,022
All other articles.....		14,588,411		14,223,218		16,171,741		20,439,116		36,638,965
Totals.....		81,187,865		93,476,738		95,767,902		116,761,217		166,331,766

CAPE OF GOOD HOPE.

TOTAL Quantities and Values of the Principal Articles of Merchandise Exported during the Years ended December 31, 1898 to 1902, inclusive.

NOTE.—Imports of dutiable goods re-exported to States *outside* the South African Customs Union, and of dutiable goods removed to States *within* the Customs Union are not included in this table.
 NOTE.—The value of gold (produce of South African States) brought into the country for shipment of Cape ports, is not included in the returns of Imports though included in those of Exports.

ARTICLES.	1898.			1899.			1900.			1901.			1902.		
	Quantity.	Value.	Quantity.	Value.	Quantity.	Value.	Quantity.	Value.	Quantity.	Value.	Quantity.	Value.	Quantity.	Value.	
		£		£		£		£		£		£		£	
Coal, coke and patent fuel..... Tons (a)	143,035	508,279	165,585	814,150	187,438	430,613	186,645	947,472	1,355,026	198,549	1,004,134				
Copper ore..... Tons.	24,808	1,279,106	25,693	2,173,327	30,032	2,426,286	33,755	2,773,017	16,053	1,330,381					
Feathers, ostrich..... Lbs.	369,778	3,613,016	373,182	4,097,733	412,832	4,297,098	412,337	4,083,371	443,417	4,355,861					
Fish, salted or cured..... "	803,879	38,003	984,156	62,469	105,771	6,945	76,788	3,032	4,230	4,355,861					
Hair, animal..... "	10,876,014	3,151,400	12,747,306	3,735,508	9,027,301	2,384,204	10,813,239	2,446,011	17,629,621	3,747,620					
Hides, ox and cow..... Lbs.	570,536	971,109	64,977	165,525	26,891	55,373	118,297	285,021	144,455	302,341					
Ivory..... Lbs.	3,695	5,285	1,433	2,414	2,891	2,209	2,200	2,739	1,406	1,728					
Precious stones : Diamonds (b)..... Carats	3,497,802	22,225,365	2,736,928	20,126,504	1,882,749	16,711,316	2,539,059	23,993,173	2,661,920	26,413,152					
Goat..... No.	1,292,802	508,683	1,190,874	497,977	1,002,338	445,173	1,177,407	501,276	1,355,026	610,820					
Sheep..... " "	3,137,050	1,189,467	2,543,269	2,434,470	2,434,022	1,187,214	3,012,649	1,392,918	3,125,837	1,439,214					
Wine of all kinds..... Gallons	64,239	85,570	79,803	113,501	115,214	166,090	104,745	138,637	89,465	131,631					
Wool, sheep..... Lbs.	73,732,926	8,598,135	69,239,606	10,628,333	27,671,036	4,077,337	65,209,699	7,247,664	79,327,830	9,393,771					
Coin and bullion :—															
Bullion, gold..... Ozs.	4,384,809	74,919,618	3,849,976	67,236,324	92,968	1,639,069	341,982	5,966,042	1,644,221	28,787,341					
All other coin and bullion.....		4,357,068		2,021,020		2,438,141		747,004		3,230,946					
All other articles.....		1,737,374		2,095,421		2,914,926		2,361,138		2,203,857					
Totals.....		123,217,678		115,157,685		39,651,994		52,916,595		84,953,170					

(a) Tons of 2,000 lbs. (b) Including 'Diamonds' passing through the Kimberley post office.

SESSIONAL PAPER No. 10

2,471,095	3,366,872	2,365,880	3,174,812	4,322,515	Other Foreign Countries	704,352	686,027	853,549	1,361,628	3,044,245
7,003,260	10,300,740	13,467,521	11,094,489	11,129,985	Totals, Foreign Countries	16,534,840	26,365,172	20,580,047	20,755,749	28,440,868
99,889,799	101,691,609	108,872,237	101,532,437	98,338,281	Totals, British Empire	68,887,782	75,211,735	74,382,230	69,153,539	70,962,022
97,893,059	111,992,349	122,339,758	112,626,926	109,468,266	Totals	85,372,622	101,576,907	94,962,277	89,909,288	99,402,890
.....	Coal for use of steamers, Exports	9,725,070	10,379,030	13,963,980	12,931,060	12,497,280
97,893,059	111,992,349	122,339,758	112,626,926	109,468,266	Grand totals	95,097,692	111,955,937	108,926,257	102,840,348	111,900,170

34 EDWARD VII., A. 1904

CEYLON.

TOTAL Quantities and Values of the Principal Articles of Merchandise Imported during the Years ended December 31, 1898 to 1902, inclusive.

NOTE.—Rs. Rupees. Rupee=32·4 cents.

ARTICLES.	1898.		1899.		1900.		1901.		1902.	
	Quantity.	Value.	Quantity.	Value.	Quantity.	Value.	Quantity.	Value.	Quantity.	Value.
		Rs.		Rs.		Rs.		Rs.		Rs.
Ale, beer and other malt liquors			311,826	495,409	282,841	410,249	339,917	516,063	330,352	495,967
Casks, stooks and staves			467,939	478,492		858,445		431,720		254,353
Coal and coke	413,974	9,147,697	511,693	11,394,822	590,099	12,243,425	627,728	12,721,368	532,159	10,257,994
Cotton manufactures		6,704,212		6,803,672		7,708,153		5,971,908		6,181,809
" twist	1,805	146,741	1,578	129,639	4,632	290,441	3,217	220,141	2,546	174,886
Cutlery and hardware		1,320,494		1,344,483		1,727,225		999,465		998,451
Curry stuffs	157,873	1,611,837	148,429	1,278,329	140,354	1,274,888	149,080	1,564,977	148,590	1,533,044
Fish, salted and dried	207,433	1,659,468	206,490	1,651,926	204,647	1,637,182	197,909	2,074,487	237,879	1,769,524
Government stores		1,703,023		3,623,624		5,329,387		6,127,570		4,978,918
Grain:—										
Flour	83,246	932,356	103,865	1,163,289	108,923	1,219,938	123,179	808,254	120,815	1,235,953
Paddy		2,140,685		1,812,491		1,324,758		652,666		578,987
Rice		31,882,394		5,318,670		37,612,313		5,194,512		33,652,523
Other		331,479		1,123,855		1,168,872		1,181,387		1,240,134
Haberdashery and millinery	6,636	1,905,392	9,616	3,287	3,287	1,447,748		1,091,667		1,691,248
Iron: galvanized, &c	1,711	616,659	1,542	555,163	2,263	814,941	1,580	316,431	1,638	344,192
Live stock: Horned cattle	23,136	439,673	20,888	382,362	26,539	613,228	29,033	650,944	29,232	552,167
" Sheep and lambs	79,511	388,676	79,628	411,849	96,330	544,322	111,733	683,261	60,136	356,932
" Machinery and millwork, including sewing machines,		1,516,138		1,397,040		1,646,211		1,478,444		889,330
" Manures		849,420		1,092,533		1,495,173		929,412		1,316,553
" Oil, kerosene		1,252,473		1,169,656		1,514,022		1,159,340		1,299,516
" Opium	131,237	393,710	148,282	444,845	157,117	471,350	161,927	582,578	164,094	462,427
" Poonac (cocoanut cake)	17,260	414,248	16,143	387,455	23,755	570,696	21,065	423,894	21,278	381,555
" Potatoes	293,397	1,118,392	332,568	1,330,276	335,763	1,463,813	323,019	1,463,283	340,049	1,360,350
" Railway materials	56,693	453,545	72,375	579,001	80,732	645,837	90,652	401,631	84,482	393,682
" Seeds, plants and roots (except for food)		706,655		119,787		1,456,211		594,767		25,679
" Silk manufactures		194,399		138,333		186,754		258,085		289,369
" Spirits—Brandy	23,578	446,650	24,749	1,023,944	32,634	1,143,556	36,154	771,076	51,605	533,286
" Gin	39,511	237,065	54,928	329,567	62,593	375,357	60,037	246,272	62,595	269,276

SESSIONAL PAPER No. 10

Whiskey	61,416	552,751	75,997	688,976	70,872	691,857	84,297	520,491	78,302	477,188
Sugar, refined and unrefined	126,781	3,358,776	157,139	4,160,430	184,078	4,871,845	171,763	1,965,803	208,356	2,000,016
Tea chests,		888,077		721,464		842,205		1,097,682		1,243,464
Tin lead,	3,680	390,290	3,420	957,564	3,827	1,353,145	3,841	1,254,682	3,885	1,131,263
Tobacco, Cigars	27,479	412,186	34,659	520,343	36,466	546,991	48,575	155,690	50,296	154,210
Other (except snuff)	170,366	294,707	239,955	232,169	345,009	313,756	334,615	303,376	297,011	269,071
Umbrellas and parasols		308,461		310,829		441,337		161,806		341,123
Wine of all sorts		373,258		416,549		425,900		316,453		289,735
Wood and timber		483,581		773,066		1,195,805		898,919		773,829
Woolen manufactures		390,939		465,548		311,117		588,014		422,583
Corn and bullion		10,368,024		10,450,129		7,795,502		8,576,890		11,585,003
All other articles		9,960,078		13,580,518		17,560,172		17,115,084		16,263,953
Totals		97,893,039		111,992,349		122,339,758		112,626,926		109,468,266

34 EDWARD VII., A. 1904

CEYLON.

Total Quantities and Values of the Principal Articles of Merchandise Exported during the Years ended December 31, 1898 to 1902, inclusive.

Note. Rs. Rupees. Rupee=32.4 cents.

ARTICLES.	1898.		1899.		1900.		1901.		1902.	
	Quantity.	Value.	Quantity.	Value.	Quantity.	Value.	Quantity.	Value.	Quantity.	Value.
		Rs.		Rs.		Rs.		Rs.		Rs.
Arca nuts.....	104,776	1,169,888	99,836	1,288,659	113,942	1,397,755	104,215	1,611,546	90,691	1,001,009
Chuchena bark.....		97,776	683,298	17,826	590,692	64,976	49,985	49,985	307,063	27,635
Cinnamon.....	4,281,465	2,140,261	5,501,096	2,760,692	4,616,108	2,549,763	3,458,730	2,386,802	4,365,872	2,408,948
Coal and coke.....					127	2,465		15	280	5,900
Cocoa.....	38,098	1,676,353	42,527	1,875,048	33,696	1,651,146	47,471	2,321,331	61,476	2,537,761
Cocoanuts.....		515,730		317,230		646,340		773,391		711,948
" desiccated.....	121,468	2,331,652	129,888	2,294,732	126,155	2,237,547	125,949	2,314,708	239,460	2,870,549
Coffee, plantation.....	11,523	846,991	18,920	1,341,861	9,395	565,253	8,757	526,839	10,315	637,020
" native.....	169	7,299	172	7,467	496	21,014	171	7,241	45	1,914
Oil and manufactures thereof.....		1,894,741		1,436,674		2,075,062		1,703,244		1,749,998
Copperah.....	517,123	5,023,741	316,980	3,193,807	402,641	3,930,694	457,571	4,540,693	377,624	4,098,947
Oils; Cottonella.....	24,050,986	1,176,215	23,922,398	1,009,045	21,408,036	818,049	19,547,253	797,559	20,920,070	727,872
" Sesame.....	467,422	6,109,217	430,569	6,062,419	408,292	6,673,171	474,188	7,601,233	551,397	10,007,860
Cocoa nut.....	478,318	7,174,770	635,224	22,255,401	391,699	9,792,495	446,960	9,609,642	503,778	10,516,366
Plumbago.....	217,805	855,492	174,835	824,612	186,441	791,843	206,074	939,602	254,599	1,283,264
Poonac.....		153,064		70,717		73,652		46,967		100,332
Spirits, arrack.....		47,734,252		51,864,763		53,735,419		44,275,608		54,298,694
Tea.....	122,395,518	1,075,631	129,651,908	299,303	110,820	254,282	144,275,608	72,082	130,829,707	333,635
" native.....		122,814		299,303		254,282		72,082		333,635
Tobacco, manufactured.....	46,360	1,295,802	37,882	836,512	42,523	981,841	28,283	286,897	43,982	1,029,806
Coal and bullion.....		3,679,640		3,213,349		3,919,796		2,658,178		1,168,500
All other articles.....						3,579,714		3,423,136		3,819,259
Totals.....		89,372,622		101,376,907		94,962,277		89,909,288		94,402,890
Coal for use of steamers.....		9,725,070		10,379,030		13,963,980		12,491,060		12,497,280
Grand totals.....		95,097,692		111,355,937		108,926,257		102,840,348		111,900,170

FLII.

VALUE of the Total Imports and Exports from and to each Principal Country during the Years ended December 31, 1898 to 1902, inclusive.

IMPORTS.					EXPORTS.				
COUNTRIES.					COUNTRIES.				
1898	1899	1900	1901	1902.	1898.	1899.	1900.	1901.	1902.
£	£	£	£	£	£	£	£	£	£
<i>British Empire.</i>									
17,796	7,222	505,899	48,915	505,899	5,181	7,743	52,170	180,101	179,731
894,028	1,056,631	20,970	1,321,013	20,970	55,326	3,918	349,504	283,172	434,203
152,812	141,396	1,476,425	193,401	1,476,425	434,664	359,695	1,988,146	1,836,013	1,587,180
37,203	44,321	289,697	67,007	289,697	1,786,911	1,367,825	1,217	337,377	6
		67,230		67,230	201,170	58			
1,101,839	1,249,570	2,360,221	1,630,396	2,360,221	2,543,252	2,076,616	2,391,637	2,299,286	2,201,120
<i>Foreign Countries.</i>									
10,748	6,594	135,494	33,084	135,494	9,743	4,331	37,473	193,333	207,032
30,346	23,983	68,274	45,610	68,274	46,317	131	588,025	178,232	196,345
41,094	30,577	163,749	78,694	163,749	56,060	248,416	625,498	371,565	403,377
1,101,839	1,249,570	1,539,049	1,630,396	1,539,049	2,543,252	2,076,616	2,391,637	2,299,286	2,201,120
1,142,933	1,280,147	1,702,798	1,709,090	1,702,798	2,599,312	2,345,032	3,016,535	2,670,851	2,604,497
..... Grand totals.									

3-4 EDWARD VII., A. 1904

PLI.
 Total Quantities and Values of the Principal Articles of Merchandise Imported during the Years ended December 31, 1898,
 to 1902, inclusive.

ARTICLES.	1898.		1899.		1900.		1901.		1902.	
	Quantity.	Value. \$	Quantity.	Value. \$	Quantity.	Value. \$	Quantity.	Value. \$	Quantity.	Value. \$
Bags and sugar mats.....		34,772		36,130		41,785		36,101		46,239
Books and stationery.....		16,303		16,162		19,953		18,800		33,682
Breadstuffs and biscuits.....		108,848		85,424		106,585		108,025		150,935
Butter.....		16,561		20,824		29,112		32,208		35,434
Coal.....		58,176		49,066		42,836		63,579		67,237
Drapery.....		219,652		268,071		327,653		299,562		371,511
Drugs.....		13,651		13,480		20,236		20,211		23,204
Galvanized iron and goods.....		16,780		34,505		58,468		49,542		50,286
Glassware and crockery.....		8,857		7,645		11,967		12,575		16,799
Hardware and cutlery.....		78,738		75,711		127,974		155,991		217,783
Leather and manufactures of.....		22,936		27,039		36,963		32,991		42,291
Liquors.....		35,605		39,991		46,009		50,700		62,541
Live stock.....		27,287		40,354		113,075		31,100		101,976
Machinery.....		27,584		85,385		53,392		66,298		128,218
Manure.....		20,226		17,393		22,766		22,168		20,882
Meats.....		45,270		47,202		57,917		53,922		57,071
Oils.....		32,076		32,105		43,834		47,216		51,085
Rice.....		42,486		29,404		44,992		41,775		39,298
Sugar.....		12,960		11,952		7,315		6,622		7,821
Timber.....		25,608		26,294		74,139		83,332		128,626
Vegetables and green fruits.....		18,883		11,305		14,434		18,736		20,215
All other articles, including goods re-exported.....		259,654		304,795		401,193		455,636		590,835
Totals.....		1,142,933		1,280,147		1,702,798		1,709,090		2,563,989

TOTAL Quantities and Values of the Principal Articles of Merchandise Exported during the Years ended December 31, 1898, to 1902, inclusive.

ARTICLES.	1898.		1899.		1900.		1901.		1902.	
	Quantity.	Value. \$	Quantity.	Value. \$	Quantity.	Value. \$	Quantity.	Value. \$	Quantity.	Value. \$
Cocoanuts.....	7,834	8,504	8,247	8,400	5,305	6,141	4,145	4,433	1,379	1,708
Copra.....	6,985	322,164	7,617	376,339	16,361	707,492	11,351	559,195	11,872	726,165
Fruits, green.....	364,486	123,991	463,985	148,949	396,242	136,811	271,436	112,785	291,816	122,766
Maize.....	23,960	12,035	13,060	6,653	9,433	4,623	17,410	8,638	6,012	4,078
Peanuts.....	162	12,725	220	15,485	166	11,339	139	8,234	73	4,687
Pearl shell.....	34	11,334	39	15,048	5	1,951	11	4,511	10	3,850
Shell, tortoise.....	15	5,927	12	5,431	7	3,124	12	5,005	14	6,219
Spirits, colonial distilled....	111,088	67,581	132,440	79,536	158,224	140,346	137,937	83,857	29,299	17,418
Sugar.....	34,156	1,994,767	28,403	1,657,601	32,961	1,917,403	31,751	1,850,087	35,906	1,632,096
All other articles.....	30,284	31,590	27,305	33,506	25,510
Totals.....	2,599,312	2,345,032	3,016,535	2,670,851	2,604,497

GOLD COAST.

TOTAL Quantities and Values of the Principal Articles of Merchandise Exported during the Years ended December 31, 1897 to 1901, inclusive.

ARTICLES.	1897.		1898.		1899.		1900.		1901.	
	Quantity.	Value. %	Quantity.	Value. %	Quantity.	Value. %	Quantity.	Value. %	Quantity.	Value. %
Cocoa.....	156,672	15,654	414,201	46,798	714,929	78,178	1,200,794	132,763	2,195,571	208,473
Coffee.....	102,146	14,331	122,048	11,383	143,136	10,828	83,201	5,654	53,902	4,127
Copra.....	122	3,908	203	7,114	376	15,744	368	16,571	180	8,521
Kola nuts.....	184,300	184,300	174,173	174,173	277,502	209,913	170,450
Lumber.....	15,238,098	440,900	13,630,965	536,944	11,990,832	423,770	7,443,987	329,701	6,886,065	269,121
Monkey skins.....	14,430	3,947	1,834	530	79,240	28,791	9,255	2,686	352	287
Palm kernels.....	10,836	339,781	9,732	323,040	12,664	516,625	12,811	471,755	12,844	436,497
" oil.....	2,021,716	524,320	2,145,138	556,202	3,323,919	891,593	4,238,685	1,102,218	3,146,390	867,113
Rubber (African).....	4,957,016	2,043,090	5,984,984	2,684,779	5,572,554	2,704,558	3,452,440	1,597,026	1,520,009	506,279
Coin and bullion:—										
Bullion, gold and gold dust.....	23,555	412,684	17,733	310,679	14,250	249,660	10,557	184,967	6,163	107,376
Coin, gold and silver.....	116,125	132,310	139,575	102,789	52,657
All other articles.....	74,753	48,638	73,634	93,123	92,032
Totals.....	4,174,593	4,832,590	5,410,458	4,309,166	2,724,033

GRENADA.

VALUE of the Total Imports and Exports from and to each Principal Country during the Years ended December 31, 1898 to 1902, inclusive. (Including Coin and Bullion.)

IMPORTS.					EXPORTS.				
COUNTRIES.					COUNTRIES.				
1898.	1899.	1900.	1901.	1902.	1898.	1899.	1900.	1901.	1902.
§	§	§	§	%	§	%	§	§	%
<i>British Empire.</i>									
479,979	496,017	513,881	554,571	513,064	1,185,312	1,073,000	1,260,851	1,103,345	1,294,232
141,801	164,892	139,177	125,428	98,331	4,056	9,164	6,229	5,543	6,566
31,014	32,845	38,670	54,818	44,481	2,792	1,372	143
75,090	91,641	91,736	98,744	95,992	8,307	12,585	14,128	13,332	13,997
21,001	25,923	10,814	7,888	8,682	3,732	2,888	4,546	2,744	28,684
748,885	810,418	794,337	841,449	700,460	1,201,487	1,100,429	1,287,126	1,125,407	1,345,463
Totals, British Empire.....									
<i>Foreign Countries.</i>									
272,890	280,505	323,984	346,643	390,876	42,968	67,866	155,125	189,278	128,723
4,036	12,974	14,590	11,867	12,317	7,612	134,697	74,596	164,461	37,409
276,926	293,479	338,574	358,510	403,193	50,580	292,563	229,721	353,739	166,132
748,885	810,418	794,337	841,449	700,460	1,201,487	1,100,429	1,287,126	1,125,407	1,345,463
Totals, Foreign Countries.....									
Totals, British Empire.....									
.....Grand totals.....									
1,025,811	1,103,897	1,132,911	1,199,959	1,163,653	1,252,067	1,392,992	1,516,847	1,479,146	1,511,595

3-4 EDWARD VII., A. 1904

GRENADA.

Total Quantities and Values of the Principal Articles of Merchandise Imported during the Years ended December 31, 1898 to 1902, inclusive.

ARTICLES.	1898.			1899.			1900.			1901.			1902.		
	Quantity.	Value.		Quantity.	Value.		Quantity.	Value.		Quantity.	Value.		Quantity.	Value.	
		£			£			£			£			£	
Animals, living	267	7,616	No.	265	10,882		322	11,913		182	7,348		239	13,529	
Boots and shoes	242,419	21,280	Lbs.	263,012	22,747		252,027	25,627		296,216	27,703		308,325	24,123	
Bread	19,358	4,231	"	32,182	9,709		24,125	9,466		26,885	10,621		26,863	11,908	
Butter		3,956			5,377			4,754			4,380			4,890	
Cheese		11,859			16,600			17,403			17,736			13,636	
Earthenware and glassware		61,773			66,773			57,334			66,094			64,322	
Fish		130,788	Brls.	27,379	122,479		39,637	138,700		28,172	139,916		30,252	120,031	
Flour, wheaten.	22,915	7,375			8,891			11,247			19,074			9,903	
Malt liquor	307,462	3,508	Lbs.	270,778	5,076		306,750	5,905		152,151	3,309		114,407	3,090	
Meats	584,200	37,103	"	740,167	46,428		639,009	46,642		566,769	47,075		481,014	46,214	
Metal—manufactures—															
Hardware		17,638			26,338			19,900			19,121			14,585	
Other		35,087			48,073			59,607			65,388			58,040	
Oats	18,704	12,604	Bush.	19,815	13,417		22,380	13,816		22,117	13,811		24,931	19,243	
Oils	93,837	23,112	Galls.	101,862	28,912		109,356	32,952		110,897	30,460		128,419	37,993	
Rice	1,122,321	23,750	Lbs.	851,947	19,340		1,014,849	24,085		895,447	21,378		896,010	23,336	
Shingles	1,460,650	9,168	No.	1,213,635	4,516		1,641,675	9,365		1,883,088	9,261		1,501,475	9,748	
Soap	410,828	14,216	Lbs.	464,201	16,064		473,585	17,456		492,251	18,688		437,351	17,710	
Spirits	10,944	16,020	Galls.	16,387	21,783		20,130	28,445		18,214	27,706		10,418	27,117	
Sugar	681,632	24,129	Lbs.	1,382,669	50,019		1,084,571	46,803		1,113,898	43,241		1,323,042	39,834	
Timber, sawn	2,040,856	44,556	Feet.	1,964,195	49,639		2,231,650	52,214		2,471,294	64,892		2,674,680	68,376	
Tobacco	83,483	12,231	Lbs.	81,328	12,405		86,513	14,605		80,720	15,407		86,923	15,150	
Wearing apparel and haberdashery		29,890			33,677			27,778			29,842			31,828	
Wines		8,568			11,154			10,853			9,616			6,516	
Coin and bullion		15,865			13,269			3,373			29,915			1,718	
All other articles		437,866			428,506			435,418			461,530			472,911	
Totals		1,025,811			1,103,897			1,132,911			1,199,459			1,163,653	

GRENADA.

Total Quantities and Values of the Principal Articles of Merchandise Exported during the Years ended December 31, 1898 to 1902, inclusive.

ARTICLES.	1898.		1899.		1900.		1901.		1902.	
	Quantity.	Value.	Quantity.	Value.	Quantity.	Value.	Quantity.	Value.	Quantity.	Value.
Animals, living										
Cocoa	2,696	5,895	3,300	5,255	3,029	5,514	2,528	5,582	2,073	5,265
Cotton	83,149	1,107,919	79,472	1,141,768	94,368	1,313,693	93,856	1,294,427	102,202	1,305,468
Cotton, raw	2,344	12,141	1,768	10,108	2,628	16,313	2,256	19,967	2,212	16,246
Firewood	980	2,316	1,060	2,497	1,170	2,725	938	2,083	538	1,212
Fruits		2,077		3,270		1,966		1,582		3,465
Spices—										
Mace	527	11,409								
Nutmegs	3,841	96,066	4,329	89,459	5,886	124,616	3,664	107,276	5,998	103,791
Other		111	675	16,442		22,129	884	22,727	840	20,414
Timber		1,315		1,144		2,399		710		8,492
Coin and bullion		351		4,502		1,947				14,649
All other articles		12,407		28,507		25,575		24,797		32,633
Totals		1,252,067		1,302,992		1,516,847		1,479,146		1,511,395

JAMAICA.

TOTAL Quantities and Values of the Principal Articles of Merchandise Imported during the Years ended March 31, 1899 to 1903, inclusive.

ARTICLES.	1898-9.		1899-1900.		1900-1.		1901-2.		1902-3.	
	Quantity.	Value.	Quantity.	Value.	Quantity.	Value.	Quantity.	Value.	Quantity.	Value.
		§		§		§		§		§
Apparel and slops.....		326,270		325,916		288,048		284,865		365,195
Ale and beer.....		197,124		189,377		153,772		140,797		215,719
Boots and shoes.....	231,460		222,361		180,610		165,321		241,777	
Bread and biscuits.....	27,541	268,303	31,877	310,620	27,250	265,477	29,060	256,556	27,748	316,303
Butter and its compounds.....	21,463	67,271	21,843	71,438	21,047	68,834	20,060	65,602	25,748	89,303
Coal and coke.....	6,702	112,303	7,346	114,274	6,546	101,569	6,689	101,990	8,134	112,936
Corn, Indian.....	53,447	254,638	64,581	306,469	61,280	300,064	75,107	365,521	89,490	533,513
Cornmeal, Indian.....	293,305	178,397	273,170	151,041	239,797	131,288	219,968	120,430	191,716	151,616
Cotton manufactures.....	21,779	54,326	28,297	70,576	30,258	80,991	26,863	78,440	19,318	64,634
Fish, dried or salted.....		1,320,886		1,327,140		1,376,327		1,537,283		1,694,606
Fish, wet.....	122,281	583,197	117,295	559,423	116,430	610,873	108,213	560,342	137,805	567,258
Flour, wheat.....	40,399	151,760	41,545	152,142	40,611	198,180	43,322	222,326	46,520	223,219
Haberdashery and millinery.....	134,800	720,475	154,630	789,417	148,818	651,826	157,320	691,689	167,990	735,801
Hardware and cutlery.....		137,098		166,362		160,883		164,513		207,189
Linen manufactures.....		164,328		203,797		195,684		228,475		243,094
Lumber.....		20,005		19,272		18,445		27,428		18,527
Pork, wet or salted.....	10,680,773	205,402	8,861,402	169,589	6,468,530	123,136	6,195,372	117,783	7,516,300	185,356
Rice.....	9,327	118,022	10,216	120,273	9,460	142,720	6,499	94,899	5,131	101,450
Sisal.....	7,534,787	174,119	7,346,904	163,881	9,427,000	217,773	7,303,777	177,774	7,621,077	162,264
Sugar.....	2,221,200	86,475	2,094,105	81,521	3,469,633	135,085	3,704,162	144,214	4,847,244	185,765
Woolleens.....		169,075		190,092		197,290		178,193		213,417
Coin and bullion.....		85,964		336,235		147,864		146,657		193,168
All other articles.....		3,435,368		3,121,894		2,814,667		2,889,705		3,296,547
Totals.....		8,831,992		8,975,749		8,380,736		8,545,482		9,876,880

3-4 EDWARD VII., A. 1904

JAMAICA.

TOTAL Quantities and Values of the Principal Articles of Merchandise Exported during the Years ended March 31, 1899 to 1903, inclusive.

ARTICLES.	1898-9.		1899-1900.		1900-1.		1901-2.		1902-3.	
	Quantity.	Value.	Quantity.	Value.	Quantity.	Value.	Quantity.	Value.	Quantity.	Value.
		£		£		£		£		£
Coal	60	326	30	146	85,907	766,427	103,139	740,409	107,855	636,438
Coffee	110,289	789,466	83,606	691,699	85,907	766,427	103,139	740,409	107,855	636,438
Fruits :-										
Bananas	7,497,281	2,280,423	8,046,404	2,436,936	8,248,485	3,010,655	11,003,840	4,016,402	14,184,504	5,522,639
Cocoanuts	11,967,962	165,996	18,011,568	262,970	13,555,778	201,212	17,662,827	300,845	25,623,644	330,461
Oranges	107,190,041	602,079	107,444,200	705,910	88,825,650	561,968	79,061,650	500,196	98,590,291	492,482
Ginger	1,701,952	211,573	2,262,960	294,993	2,971,309	322,771	2,300,864	181,809	3,263,008	226,800
Pimento	77,938	621,103	123,968	844,668	100,547	538,263	72,080	385,868	114,996	447,718
Sugar, raw	1,564,436	507,969	1,569,187	636,394	1,404,405	740,434	1,422,611	605,539	1,927,150	762,028
Sugar, refined	360,748	731,518	390,214	949,521	295,007	807,580	321,659	665,297	406,455	815,960
Wood, logwood	43,421	554,702	28,871	379,556	34,006	479,945	41,107	505,139	37,895	472,582
Coin and bullion		466,532		213,345		183,633		373,423		291,602
All other articles		1,159,754		1,175,185		1,182,847		1,162,290		1,187,265
Totals		8,091,041		9,091,323		8,745,775		9,437,157		11,156,035

LAGOS.

VALUE of the Total Imports and Exports from and to each Principal Country during the Years ended December 23, 1898 to 1902, inclusive. (Including Coin and Bullion.)

IMPORTS.					EXPORTS.				
1898.	1899.	1900.	1901.	1902.	1898.	1899.	1900.	1901.	1902.
£	£	£	£	£	£	£	£	£	£
3,521,763	3,887,756	3,284,294	2,785,436		1,965,830	1,617,368	1,505,090	1,330,460	
164,416	196,910	157,811	166,712		180,957	233,829	220,095	241,342	
27,803	5,665	6,122	6,755		33,434	31,925	32,899	15,880	
26,445	30,981	5,967	3,572		102,849	88,452	90,339	59,300	
3,740,427	4,071,312	3,454,194	2,962,475		2,283,070	1,971,574	1,848,423	1,706,982	
25,175	12,522	14,385	19,993			5,767	5,892	4,667	
	1,976	5			876				
600,157	548,702	502,531	547,806		3,893				
11,480	4,375	5,241	17,778		1,754,643	2,170,193	2,196,228	2,468,222	
88	32,081	25,744	8,190		247,465	273,555	233,298	172,387	
43,319	33,128	59,530	40,878					2,190	
					4,054	36,456	23,704	70,481	
680,214	632,784	587,426	625,645						
3,740,427	4,071,312	3,454,194	2,962,475		2,010,931	2,485,971	2,459,122	2,717,947	
					2,283,070	1,971,574	1,848,423	1,706,982	
4,420,641	4,704,096	4,041,620	3,588,120	4,529,626	4,294,001	4,457,545	4,307,545	4,424,929	(a) 6,130,456

(a) Exclusive of 'Coin and Bullion.'

Details not to hand.

Details not to hand.

British Empire.

Foreign Countries.

Totals, Foreign Countries
Totals, British Empire

Grand totals

3-4 EDWARD VII., A. 1904

LAGOS.

TOTAL Quantities and Values of the Principal Articles of Merchandise Imported during the Years ended December 31, 1898 to 1902, inclusive.

ARTICLES.	1898.		1899.		1900.		1901.		1902.	
	Quantity.	Value. \$	Quantity.	Value. \$	Quantity.	Value. \$	Quantity.	Value. \$	Quantity.	Value. \$
Coal.....	1,305	5,377	1,807	9,344	2,927	12,765	7,110	36,417		
Cotton goods.....		1,653,591	1,496,704	1,611,007		1,611,007		1,576,961		
Covvies.....	23	117	15	68	40	112	5	39		
Geneva.....	504,807	165,758	494,590	166,571	456,517	169,910	458,995	185,196		
Guns.....	9,921	26,620	4,832	10,074	10,366	17,934	2,399	6,404		
Gunpowder.....	*305,681	17,617	4,166	25,652	1,655	11,787	*156,897	10,507		
Haberdashery.....		71,545		98,516		81,176		72,888		
Hardware.....		100,800		115,510		187,527		74,051		
Provisions.....		52,423		160,687		165,530		41,911		
Run.....	843,158	194,847	556,240	135,342	458,111	93,440	493,721	109,475		
Salt.....	6,337	41,273	6,238	6,588	4,978	29,930	6,088	42,189		
Shoeks.....	11,129	44,092	13,064	45,080	17,652	77,074	11,278	72,717		
Tobacco (exclusive of cigars).....	869,111	93,539	972,458	99,640	904,983	89,542	873,889	60,574		
Coin and bullion.....		724,257		783,375		367,502		60,574		
All other articles.....		1,228,635		1,520,975		1,126,385		1,206,650		
Totals.....		4,420,641		4,704,096		4,041,621		3,588,120		4,529,626

*Lbs.

Quantity. Details not to hand.

Value. Details not to hand.

TOTAL Quantities and Values of the Principal Articles of Merchandise Exported during the Years ended December 31, 1898 to 1902, inclusive.

ARTICLES.	1898.		1899.		1900.		1901.		1902.	
	Quantity.	Value. \$	Quantity.	Value. \$	Quantity.	Value. \$	Quantity.	Value. \$	Quantity.	Value. \$
Beniseed	2	48	1	73						
Coal		14	76	550						
Cotton, raw	70,640	4,166	13,659	1,236	24,080	2,205	7,600	749		
Cotton goods		109,777		63,413		49,961		65,694		
Cotton cloths		18,926		32,071		27,973		16,984		
Ivory	4,359	3,173	4,509	4,234	3,779	3,305	3,916	4,025		
Palm kernels	42,775	1,764,356	49,501	2,009,043	48,514	1,964,254	57,175	2,486,472		
Palm oil	1,889,939	473,710	3,292,881	819,828	2,977,926	925,469	3,304,055	1,009,677		
Rubber	3,778,266	1,388,990	1,993,525	780,200	596,332	234,763	194,280	71,778		
Spirits:—										
Rum	2,727	1,168	19,155	4,866	32,793	7,456	785	326		
Coin and bullion		297,927		397,063		641,495		541,178		
All other articles		231,746		345,028		450,664		228,046		
Totals		4,294,001		4,457,545		4,307,545		4,424,929		
									Details not to hand.	Details not to hand.
										(a) 6,130,456

(a.) Exclusive of 'Coin and bullion.'

3-4 EDWARD VII., A. 1904

MAURITIUS.

VALUE of the Total Imports and Exports from and to each Principal Country during the Years ended December 31, 1898 to 1902, inclusive. (*Including Coin and Bullion.*)

Note.—Rs. = Rupees. Rupee = about 32·4 cents.

IMPORTS.					EXPORTS.				
COUNTRIES.					COUNTRIES.				
1898.	1899.	1900.	1901.	1902.	1898.	1899.	1900.	1901.	1902.
Rs.	Rs.	Rs.	Rs.	Rs.	Rs.	Rs.	Rs.	Rs.	Rs.
5,143,434	7,403,991	8,427,557	8,801,809	8,224,250	1,102,172	1,743,226	2,906,403	3,233,633	4,365,353
942,414	851,005	841,375	1,260,496	1,059,311	1,516,787	1,558,495	1,710,994	1,505,352	1,095,201
2,252	2,350	270	13,637,579	14,991,482	11,488,077	11,712,790	17,639,818	16,078,122	22,674,825
16,766,373	14,270,812	15,634,375	1,565	40,586	4,726,613	3,608,094	4,945,442	5,474,371	5,548,531
197,928	159,246	16,622	36,860	39,830	3,829,288	255,148	36,487	15,347	87,863
23,125	46,256	34,915	29,932	63,905	203,820	138,548	92,200	301,783	1,454,712
17,978	5,591	1,853	22,137	1,982	182,062	110,662	158,249	185,643	290,431
178,031	88,502	217,512	409,410	369,683	19,740	11,235	18,255	30,514	2,772
102,585	247,645	220,395	193,544	52,358	132,516	122,776	178,911	293,406	60,806
25,461	39,086	21,153	52,969	303,869	23,201,669	19,260,912	27,686,739	27,694,171	35,580,434
23,700,081	23,114,484	23,476,027	24,446,321	25,147,256	Totals, British Empire..				
2,070,567	2,711,704	3,193,391	2,733,810	2,588,868	France.....	704,928	441,299	77,733	443,111
481,892	461,088	448,468	139,198	651,343	Madagascar.....	211,839	182,482	46,704	104,442
98,725	91,120	113,697	85,428	79,639	Pondicherry.....	32,799	4,652	2,689	6,982
177,701	174,455	125,995	125,995	179,009	Reunion.....	181,439	292,815	65,338	65,449
896,365	615,849	759,443	1,036,644	651,514	United States.....	4,749,979	2,687,720	1,094,999
959,767	1,012,279	1,280,802	2,539,364	1,441,149	Other Foreign Countries.....	280,112	280,169	13,140	7,552
4,625,927	5,065,495	5,940,395	6,700,439	5,591,522	Totals, Foreign Countries..	5,724,200	3,888,537	1,298,896	623,213
23,700,081	23,114,484	23,476,027	24,446,321	25,147,256	Totals, British Empire....	23,201,669	27,686,739	27,694,171	35,580,434
28,326,008	28,180,979	31,416,422	31,146,760	30,738,778	Grand totals.....	28,925,869	31,575,276	28,993,067	36,203,647

SESSIONAL PAPER No. 10

Total Quantities and Values of the Principal Articles of Merchandise Imported during the Years ended December 31, 1898 to 1902, inclusive.

NOTE:—Rs. = Rupees. Kilog. = 2 204 lbs., Metre = 39 382 inches, and Litre = 2202 galls.

MAURITIUS.

ARTICLES.	1898.		1899.		1900.		1901.		1902.	
	Quantity.	Value.	Quantity.	Value.	Quantity.	Value.	Quantity.	Value.	Quantity.	Value.
Ammonia, sulphate of. Kilog.	4,490,004	742,880	3,586,868	649,540	5,152,608	1,007,841	4,754,695	949,485	2,547,567	585,917
Bags No.	1,339,211	194,619	2,445,302	415,621	3,276,781	716,029	3,415,205	818,825	2,565,951	651,942
Coal Kilog.	47,108,984	717,857	48,148,727	723,829	56,370,045	1,024,889	79,165,006	2,224,833	49,016,577	1,422,501
Com. grain, &c. — Rice	72,385,254	7,883,668	69,900,540	7,542,037	49,004,718	5,337,744	64,542,441	6,978,538	62,693,357	7,489,801
Wheat "	129,573	15,121	323,958	38,616	503,250	71,554	351,466	47,599	307,925	55,688
Other grain and pulse (except flour of wheat)	16,582,597	1,695,312	21,118,577	2,052,416	16,484,691	1,702,151	18,980,979	2,005,745	13,710,912	1,546,474
Cotton manufactures:—										
Plain Metres	3,156,589	461,296	6,437,310	852,880	5,948,272	772,583	4,019,113	501,700	6,759,505	775,369
Coloured "	1,816,809	320,257	6,357,483	1,029,226	5,024,935	860,911	3,302,437	645,810	4,668,211	766,107
Fish, dried or salted Kilog.	678,213	191,615	935,236	243,303	513,169	156,368	793,608	196,518	743,497	213,685
Flour, wheat "	7,063,167	955,780	7,288,939	992,311	6,136,746	821,988	10,192,253	1,285,023	6,763,666	929,369
Haberdashery, mercery and millinery		490,706		634,580		684,543		615,136		587,275
Hardware and cutlery Kilog.		614,045		524,280		660,105		895,804		904,474
Machinery and mill work Kilog.	322,684	155,701	793,584	487,973	450,893	278,426	1,074,605	413,331	2,180,279	948,261
Manures:—										
Guano "	1,175,320	71,586	1,589,175	59,107	2,295,443	100,897	2,295,894	96,121	3,419,295	144,463
Other "	3,069,100	311,424	3,129,087	342,675	3,381,803	421,303	3,218,798	359,974	3,285,316	408,045
Oil, coconut Litres.	451,064	91,744	230,257	58,874	325,843	132,959	645,746	141,306	717,455	153,382
Potash, nitrate of Kilog.	1,580,585	362,234	1,484,740	364,439	1,585,973	407,337	1,365,715	521,389	1,873,985	537,601
Sugar, raw "	3,958	957	75	9	579	200	444	28	30	3
Timber (including boards and planks)		161,957		573,924		652,372		734,011		752,966
Wine "		602,867		785,665		973,062		822,226		718,221
Woolen manufactures		89,215		203,329		286,735		236,952		163,591
Com and ballion		4,769,255		1,179,976		4,771,708		60,545		1,505,428
All other articles		7,475,922		8,516,169		9,563,217		10,595,847		9,548,215
Totals		28,326,008		28,189,979		31,416,422		31,146,760		39,738,778

MAURITIUS.

TOTAL Quantities and Values of the Principal Articles of Merchandise Exported during the Years ended Dec. 31, 1898 to 1902, inclusive.

NOTE:—Rs. Rupees, Rupee about 32.4 cents. Kilog. = 2.204 lbs. and Litre = .2202 galls.

ARTICLES.	1898.		1899.		1900.		1901.		1902.	
	Quantity.	Value. Rs.	Quantity.	Value. Rs.	Quantity.	Value. Rs.	Quantity.	Value. Rs.	Quantity.	Value. Rs.
Alco fibre..... Kilog.	1,494,928	427,113	2,249,809	566,030	3,105,341	910,432	1,242,998	339,850	2,144,609	901,804
Coal..... "	1,500	28	150	6	3,262,379	128,440	25	10
Grain, rice..... "	3,207,866	322,209	629,482	61,638	203,886	22,002	394,300	394,669	694,737	61,965
Oil, cocoanut..... Litres	264,572	58,869	187,768	48,172	422,868	90,399	1,180,325	49,354	581,198	146,862
Rum..... "	830,943	79,939	1,468,555	154,863	1,970,226	224,087	791,123	88,400	171,968	27,973
Sugar, raw..... Kilog.	154,548,657	24,727,688	164,911,833	23,044,657	174,765,785	28,836,355	157,016,976	26,378,852	150,305,678	28,866,254
Vanilla..... "	4,043	140,096	3,709	133,946	4,552	169,321	4,570	197,091	5,814	123,435
Coin and bullion.....	1,598,640	40,314	171,990	1,133,138	4,403,260
All other articles.....	1,571,295	735,695	1,119,384	618,273	1,672,084
Totals.....	28,925,869	24,785,343	31,573,276	28,963,067	36,293,647

SESSIONAL PAPER No. 10

NATAL.

VALUE of the Total Imports and Exports from and to each Principal Country during the Years ended Dec. 31, 1898 to 1902, inclusive.

IMPORTS.					EXPORTS.				
1898.	1899.	1900.	1901.	1902.	1898.	1899.	1900.	1901.	1902.
18,067,889	17,005,379	18,131,200	31,745,894	40,167,929	4,112,513	3,775,759	796,766	4,560,709	10,804,350
803,362	1,441,048	3,187,686	4,244,333	7,105,309	15,393	18,381	4,020	341	788
905	14,352	284,194	236,933	435,732	101	161	10	10	10
1,026,136	1,135,062	1,071,786	1,384,240	2,272,568	115,281	78,031	10,736	4,093	6,784
.....	3,436	1,601	81,205	5	44
407,651	780,763	994,228	1,187,170	935,383	492,180	1,293,885	2,107,398	2,285,673	2,266,572
33,677	12,098	38,753	142,207	7,933	36,382	55,003	3,562	2,068	6,112
5,499	401	24	137	2,282	70,920	15,935	38	39	415
20,345,119	20,389,103	23,711,407	38,942,575	51,008,341	4,842,674	5,237,199	2,922,520	6,852,933	13,085,021
103,066	123,077	183,663	532,695	737,854	943,588	994,095	790,449	814,193	1,117,040
286,578	381,844	207,743	401,181	567,112	7,183	45,927	5,008	8,886	10,796
42,564	62,673	134,296	121,341	100,395	130,718	42,067	122	31,818
1,064,033	1,003,244	795,106	1,520,298	2,508,752	87,926	2,012,858	25,788	568,255	568,354
640,652	464,732	300,181	719,790	932,964	238	2,823	346
2,855,277	2,726,282	2,620,695	3,498,676	5,710,639	51,540	73,360	730,033	1,813,565	9,641
583,891	930,771	816,297	768,094	3,245,509
5,576,081	5,692,623	5,057,981	7,562,075	13,803,225	1,221,193	3,171,160	1,541,400	3,185,500	3,329,224
20,345,119	20,389,103	23,711,407	38,942,575	51,008,341	4,842,674	5,237,199	2,922,520	6,852,933	13,085,021
25,921,200	26,081,726	28,769,388	46,504,650	64,811,566	6,063,867	8,408,359	4,463,920	10,048,193	16,414,245
226,085	6,614,792	3,810,517	2,978,176	11,381,221	84,456	768,130	1,012,865	1,596,461	6,670,448
.....
.....
26,147,285	32,696,518	32,579,905	49,482,826	76,192,787	4,568,179	6,326,268	1,061,313	13,273,346	28,146,746
.....	10,716,502	15,502,757	6,538,098	24,918,000	51,231,439

COUNTRIES.

British Empire.

Great Britain.....
 British Australasia —
 Australian Commonwealth.....
 New Zealand.....
 British East Indies.....
 Canada.....
 Cape of Good Hope.....
 Mauritius.....
 Other British Possessions.....

Foreign Countries.

Totals, British Empire.....
 Africa not British.....
 Belgium.....
 France.....
 Germany.....
 Norway and Sweden.....
 United States.....
 Other Foreign Countries.....

Totals, Foreign Countries.....
 Totals, British Empire.....
 Totals (indse).....
 Coin and bullion.....
 Goods exported in transit over-land.....
 Grand totals.....

NATAL.

Total Quantities and Values of the Principal Articles of Merchandise Imported during the Years ended Dec. 31, 1898 to 1902, inclusive.

ARTICLES.	1898.		1899.		1900.		1901.		1902.	
	Quantity.	Value.	Quantity.	Value.	Quantity.	Value.	Quantity.	Value.	Quantity.	Value.
		£		£		£		£		£
Ale and beer, in bottles.....	182,646	138,140	140,863	99,752	221,361	162,483	477,764	324,881	572,927	390,381
" wood.....	84,826	30,782	172,176	61,174	130,146	42,354	116,178	40,636	117,819	41,493
Apothecaries' wares, drugs and chemicals.....		571,011		581,352		563,394		649,052		822,996
Apparel and slaps.....		1,731,283		1,638,057		1,823,594		2,000,197		3,230,785
Cabinet and upholstery ware.....		512,883		446,214		346,448		605,284		1,035,943
Coke, coal and patent fuel.....	822	6,507	672	3,762	32,562	117,034	76	516	617	3,266
Coffee.....	3,432,708	204,614	3,063,403	183,940	1,324,555	94,885	2,855,577	207,398	2,592,908	191,309
Cotton manufactures.....	5,193,292	424,748	4,002,964	329,112	4,091,402	300,998	7,493,835	582,676	10,452,402	876,008
" blankets and sheets.....	357,026	143,079	570,881	163,622	268,256	117,384	881,543	211,987	1,182,959	292,676
Flour, meal, bran and pol- lard.....	60,570,183	1,164,890	57,715,112	864,622	79,242,509	1,302,841	84,878,597	1,339,526	105,106,324	1,598,787
Haberdashery and millinery.....		2,398,381		2,049,757		1,992,141		3,108,316		4,673,906
Iron of all kinds, n.e.s.....		770,110		982,736		792,487		1,546,086		2,013,404
Ironmongery, hardware and cutlery.....		1,477,535		1,158,286		1,156,685		1,363,975		2,324,539
Leather and manufactures of.....		1,395,487		1,391,565		1,096,001		2,096,238		2,593,273
Linon.....	290,447	48,292		52,185		76,523	626,480	116,133		149,149
Machinery and railway plant.....		1,663,933		1,968,274		1,566,551		1,713,932		3,054,067
Oilmen's stores and provisions.....		2,357,344		2,373,451		4,147,689		7,427,920		11,289,000
Rice.....	299,645	498,293	292,839	478,412	298,736	525,765	279,756	506,016	345,123	641,378
Spirits: brandy, gin, rum and whiskey.....	274,944	448,561	189,570	305,500	256,704	519,891	407,760	826,569	592,413	1,279,987
Stationery.....		298,963		231,113		241,985		324,446		478,690
Tea.....	434,719	80,795	484,486	90,734	410,390	61,631	1,025,249	182,018	1,172,650	242,209
Wine.....	75,367	150,580	77,898	144,525	136,857	300,686	78,495	88,729	257,341	723,731
Wood and timber.....		903,015		719,323		573,838		1,168,360		1,987,182
Woolen manufactures: Cloth and hannel.....	188,187	37,176	131,355	47,547	91,414	33,225	386,144	91,197	218,526	44,861
Blankets and rugs.....	280,617	379,765	251,030	301,217	123,983	162,104	401,900	378,519	554,155	577,620
All other articles including (Government stores.....)		8,076,033		9,415,494		10,650,711		19,063,093		24,881,726
Totals (nduse).....		25,921,200		26,081,726		28,759,388		46,504,650		64,811,566
Coin and bullion.....		226,085		6,614,792		3,810,517		2,978,176		11,381,221
Total imports.....		26,147,285		32,696,518		32,579,905		49,482,826		76,192,787

SESSIONAL PAPER No. 10

NATAL.

Total Quantities and Values of the Principal Articles of Merchandise Exported during the Years ended Dec. 31, 1898 to 1902, inclusive.

ARTICLES.	1898.		1899.		1900.		1901.		1902.	
	Quantity.	Value. \$	Quantity.	Value. %	Quantity.	Value. %	Quantity.	Value. \$	Quantity.	Value. \$
Coal	125,666	606,012	163,610	754,542	112,625	678,320	320,996	1,394,000	239,495	1,525,306
Gold, raw		137,757		1,959,787		5,597	187,237	3,172,319	535,710	9,429,706
Grain : Maize	1,101,632	9,524	1,852,127	20,974	15,222,749	295,475	10,647,235	189,070	9,074,454	149,577
Hair, Angola	729,035	177,852	713,160	194,491	148,482	46,710	279,356	53,002	576,475	112,254
Hardware and cutlery		121,594		76,957		47,718		47,469		76,056
Hides	962,763	779,523	290,498	191,752		105,402		162,720		121,214
Ivory				83		219				97
Ores and minerals						852		8,988		6,014
Ostrich feathers	216	3,947		3,820		6,653		5,159		12,239
Skins of all kinds	568,124	120,080	383,691	125,075		41,790		79,934		51,708
Sugar, raw	28,415	88,345	182,915	717,697	161,541	719,843	122,526	550,133	23,168,913	792,605
Wool, sheep's	24,292,777	2,751,998	20,435,499	2,962,393	2,522,341	297,368	10,852,088	1,235,831	9,482,118	1,202,806
All other articles		1,297,235		1,490,788		2,217,973		2,539,561		2,934,663
Totals (indse)		6,063,867		8,408,359		4,463,920		10,048,193		16,414,245
Coin and bullion		84,456		768,130		1,012,865		1,596,461		6,670,448
Goods exported in transit overland		4,563,179		6,326,268		1,061,313		13,273,346		28,146,746
Total exports		10,716,502		15,502,757		6,538,098		24,918,000		51,231,439

NEWFOUNDLAND (Including Labrador).

VALUE OF THE Total Imports and Exports from and to each Principal Country during the Years ended June 30, 1898 to 1902, inclusive.
(Including Coin and Bullion.)

IMPORTS.					EXPORTS.					
1897-8.					1897-8.					
1898-9.					1898-9.					
1899-1900.					1899-1900.					
1900-1.					1900-1.					
1901-2.					1901-2.					
%	%	%	%	%	%	%	%	%	%	%
1,519,253	1,935,025	2,224,353	2,328,622	2,214,179	1,443,266	1,942,093	1,831,941	2,104,932		
107,542	209,229	271,602	322,538	179,226	418,493	308,905	221,196	412,062		
1,823,238	2,088,093	2,805,490	2,489,499	2,612,043	541,727	520,137	711,746	1,046,109		
					583,237	972,085	592,402	698,089		
	11,030	25,512	37,309	20,166	2,128	1,388		673		
3,450,033	4,243,377	5,326,957	5,177,968	5,035,614	2,998,851	3,744,608	3,457,285	4,292,465		
COUNTRIES.										
<i>British Empire.</i>										
<i>Foreign Countries.</i>										
110	23	7	168	149	1,288,728	2,068,586	2,100,631	1,711,520		
1,791	5,188	11,028	33,467	84,074	74,147	137,907	111,696	159,174		
2,436	1,792	1,609	1,902	1,668	146,398	112,870	30,000	112,039		
15,172	41,114	43,010	28,169	25,724	799,649	1,009,027	1,187,676	1,152,944		
39,559	66,172	78,150	99,646	80,314	88,315	291,053	364,256	251,976		
8,102	11,422	14,292	16,441	14,566	3,246	2,129	5,395	11,303		
1,671,134	1,928,831	1,993,505	2,088,465	2,501,806	427,478	1,005,525	884,068	1,207,461		
523	13,373	28,580	30,277	72,770	86,272	255,871	219,571	353,942		
1,738,830	2,067,868	2,170,190	2,298,535	2,781,071	3,937,464	4,882,968	4,902,633	5,260,059		
3,450,033	4,243,377	5,326,957	5,177,968	5,035,614	2,998,851	3,744,608	3,457,285	4,292,465		
5,188,863	6,311,245	7,497,147	7,476,503	7,896,685	6,986,315	8,627,576	8,359,978	9,552,524		

SESSIONAL PAPER No. 10

NEWFOUNDLAND (Including Labrador).

Total Quantities and Values of the Principal Articles of Merchandise Imported during the Years ended June 30, 1898 to 1902, inclusive.

ARTICLES.	1897-8.		1898-9.		1899-1900.		1900-1.		1901-2.	
	Quantity.	Value.	Quantity.	Value.	Quantity.	Value.	Quantity.	Value.	Quantity.	Value.
Butter Cwt.	5,009	75,998	6,487	109,101	5,576	100,923	4,681	90,122	5,399	104,321
Coal Tons.	94,904	295,781	99,250	243,863	117,045	302,889	98,963	330,097	109,728	345,968
Flour Brls.	365,493	1,461,972	415,738	1,462,297	394,324	1,366,675	329,160	1,201,121	368,459	1,326,676
Hardware		106,592		207,713		189,538		188,441		260,197
Cottons, woollens, and ready made		732,391		874,905		958,911		960,350		1,014,581
Leather		108,603		156,390		222,717		173,125		200,780
Leatherwares		75,617		71,681		112,123		85,168		101,478
Molasses Galls.	768,802	115,320	1,075,301	183,434	1,092,362	283,124	1,270,948	322,256	1,106,607	181,773
Pork, salted Brls.	24,632	295,587	31,383	308,634	30,856	308,094	26,061	356,106	25,337	388,474
Salt in bulk Tons.	37,470	56,205	47,006	106,882	48,699	116,449	50,656	126,317	50,600	132,535
Sugar Cwt.	12,334	37,002	† 39,967	121,637	† 32,971	94,678	† 42,346	† 121,352	† 56,002	135,406
Tea Lbs.	873,386	121,437	1,031,652	168,513	949,612	156,971	1,123,677	170,264	955,980	154,340
Coin and bullion		6,819		53,129		261,160		117,061		23,798
All other articles		1,789,533		2,243,046		3,022,885		3,234,723		3,466,358
Totals		5,188,863		6,311,245		7,497,147		7,476,563		7,836,685

† Sugar of all kinds, except loaf and cube Sugar.

3-4 EDWARD VII., A. 1904

NEWFOUNDLAND (Including Labrador).

Total Quantities and Values of the Principal Articles of Merchandise Exported during the Years ended June 30, 1898 to 1902, inclusive.

ARTICLES.	1897-8.		1898-9.		1899-1900.		1900-1.		1901-2.	
	Quantity.	Value.	Quantity.	Value.	Quantity.	Value.	Quantity.	Value.	Quantity.	Value.
Coal.....	135	540	331	628	55	192	135	406	97	286
Godfish, dry.....	1,144,540	3,230,928	1,226,336	4,445,033	1,300,622	5,453,538	1,233,107	5,171,910	1,288,355	5,509,728
Herrings, pickled.....	28,251	68,143	66,946	166,337	56,135	146,803	72,037	169,281	71,311	222,024
LoBSTERS, canned.....	61,451	619,510	56,166	565,361	37,523	431,202	36,271	448,501	38,369	412,256
Oil, cod, unrefined.....	2,795	185,704	3,472	262,216	4,150	301,515	5,103	385,329	5,772	441,070
Oil, cod liver.....	31,478	14,480	16,467	9,758	17,695	8,598	22,970	12,710	20,164	11,142
Oil, seal.....	2,614	218,279	3,207	252,035	5,341	443,665	4,652	424,632	3,944	373,445
ORES:										
Copper.....	401,572	291,874	83,783	617,015	70,661	390,179	82,930	480,643
Iron.....	56,002	153,463	312,190	313,940	455,554	455,554	730,040	730,040
Iron pyrites.....	78,626	168,210	21,453	107,265	10,084	49,635
Skins, seal.....	190,262	129,840	276,879	136,563	293,858	162,330	327,163	282,805	528,150	420,869
Corn and bullion.....	2,300	102,633	29,247	39,169	50,031
All other articles.....	221,015	382,184	612,336	579,412	845,345
Totals.....	5,226,933	6,936,315	8,627,576	8,359,978	9,552,524

SESSIONAL PAPER No. 10

VALUE of the Total Imports and Exports from and to each Principal Country during the Years ended Dec. 31, 1898 to 1902 inclusive.
(Including Coin and Bullion.)

IMPORTS.				EXPORTS.					
COUNTRIES.				COUNTRIES.					
1898.	1899.	1900.	1901.	1902.	1898.	1899.	1900.	1901.	1902.
₹	₹	₹	₹	₹	₹	₹	₹	₹	₹
2,492,215	2,650,323	2,069,526	2,003,013	2,218,815	572,933	660,090	611,653	426,257	599,923
61,907	95,367	14,195	12,750	14,984	129,760	172,990	218,280	115,222	178,125
		50,098	-10,086	91,567	20,849	33,414	70,192	109,758	180,359
2,554,182	2,745,690	2,133,819	2,065,849	2,325,366	723,542	866,494	899,526	651,237	958,407
<i>Foreign Countries.</i>									
35,960	49,032	38,052	20,615	28,430	39,585	25,062	51,508	38,884	30,212
106,236	277,989	253,004	294,925	313,980	392,949	487,742	545,436	574,607	697,461
12,215	11,305	10,760	14,415	15,349	9,855	19,802	22,167	6,448	54,302
11,120	27,745	29,672	31,824	36,854	128,130	80,071	45,290	33,804	52,559
129,502	198,536	215,353	195,401	229,791	122,065	131	290,098	174,535	29
41,679	46,759	35,659	35,296	66,444					170,812
396,712	611,366	583,100	612,476	720,851	692,614	768,760	864,489	828,278	1,005,375
2,554,182	2,745,690	2,133,819	2,065,849	2,325,366	723,542	866,494	899,526	651,237	958,407
2,950,894	3,357,056	2,716,919	2,668,325	3,046,217	1,416,156	1,635,254	1,764,025	1,479,515	1,963,782

STRAITS SETTLEMENTS.

VALUE OF THE Total Imports and Exports from and to each Principal Country during the Years ended December 31, 1898 to 1902, inclusive. (Including Coin and Bullion.)

NOTE.—The Value of the Silver Dollar, Straits Settlements, is equal to about 60 cts., Canadian Currency.

IMPORTS.					EXPORTS.				
1902.					1901.				
1898.	1899.	1900.	1901.	1902.	1898.	1899.	1900.	1901.	1902.
%	%	%	%	%	%	%	%	%	%
COUNTRIES.									
<i>British Empire.</i>									
31,904,164	29,389,082	32,890,817	32,521,854	33,957,117	28,385,028	47,015,148	60,402,056	51,227,188	62,297,698
1,567,261	1,502,804	1,477,728	1,325,627	1,567,626	1,353,785	1,496,386	1,618,085	1,668,285	1,512,636
57,382,394	59,749,556	58,329,387	58,359,387	73,763,080	11,598,977	11,421,991	13,171,395	13,819,138	13,910,975
80	80	280	4,748	3,564	6,369	20,767	106,918	124,071	158,544
23,633,617	30,803,212	37,324,505	31,684,401	36,494,380	18,076,888	15,891,924	15,857,519	17,014,855	15,490,884
1,986,986	1,692,960	1,910,398	1,591,434	1,792,700	2,544,277	2,627,723	2,991,967	3,400,617	4,168,226
131,954,507					94,180,970				
125,487,151					78,383,912				
Foreign Countries.									
5,482,997	1,440,267	3,988,509	4,171,441	1,759,143	4,212,242	6,336,967	6,298,692	4,260,135	5,408,848
1,296,896	1,249,581	1,546,412	1,456,341	1,370,930	9,883,896	14,076,469	10,118,073	8,090,472	9,965,508
6,955,453	7,358,204	8,385,901	5,541,272	5,713,384	3,899,061	2,908,094	3,530,582	3,619,540	4,250,677
4,788,537	5,623,282	7,929,391	6,286,427	6,027,998	5,098,038	5,223,462	5,535,721	5,387,571	8,894,127
5,164,621	5,422,784	7,496,377	7,970,048	7,353,110	3,706,074	946,170	1,373,190	1,337,094	3,396,813
40,736,349	50,266,398	64,856,968	71,581,834	87,083,090	27,320,157	29,526,218	33,606,273	33,128,621	39,613,026
37,639,355	45,688,346	52,777,884	47,505,734	49,193,896	45,043,836	44,795,702	50,097,333	52,580,675	51,414,000
18,748,145	19,632,005	19,738,684	24,675,604	26,420,621	16,228,972	13,036,797	13,000,031	14,363,715	19,834,481
962,263	1,331,875	1,875,855	1,361,062	2,003,079	22,611,310	29,991,397	27,038,976	32,874,790	38,580,777
9,911,569	19,769,016	14,139,852	14,344,180	14,029,466	12,339,179	13,809,569	17,325,304	18,283,970	22,606,607
182,135,353					108,436,375				
131,636,125					78,383,912				
116,474,422					94,180,970				
Totals, Foreign Countries.									
123,157,694					94,180,970				
Totals, British Empire.									
314,089,800					262,617,345				
10,613,444					11,837,475				
283,939,452					274,451,820				
9,239,090					27,753,805				
293,178,542					314,031,936				
325,251,448					301,473,827				
320,520,209					12,561,109				
362,934,818					293,934,864				
					97,538,963				

TRINIDAD.

VALUE of the Total Imports and Exports from and to each Principal Country during the Years ended December 31, 1898 to 1900, and Years ended March 31, 1902 and 1903, inclusive. (Including Coin and Bullion.)

IMPORTS.					EXPORTS.				
1899.					1900.				
1901-2.					1902-3.				
1898.	1899.	1900.	1901-2.	1902-3.	1898.	1899.	1900.	1901-2.	1902-3.
£	£	£	£	£	£	£	£	£	£
3,875,613	4,621,800	4,291,884	4,479,810	4,784,984	3,470,960	4,329,703	4,784,201	3,436,708	3,047,477
19,019	6,988	11,067	8,609	39,736	30,957	38,622	13,267	54,365	78,042
416,966	266,367	275,969	354,060	373,848	331	209	13,267	54,365	136
353,524	304,794	322,392	481,595	647,082	165,339	124,265	142,983	229,210	153,519
297,362	535,474	212,561	189,805	326,261	115,792	116,854	191,586	108,283	273,515
3,793	4,153	2,152	5,884	5,904	5,334	36,485	151
4,968,277	5,739,576	5,116,025	5,519,763	6,179,805	3,728,713	4,609,653	5,168,522	3,828,566	3,552,870
323,818	367,404	345,188	343,187	426,938	1,367,562	1,482,693	1,396,271	1,475,802	2,186,344
2,998	4,359	16,731	160,872	1,947	38,413	116,659	69,053	35,254	3,293
162,284	168,635	136,005	171,064	232,510	296,857	268,752	333,975	256,444	283,572
36,573	65,899	42,350	38,821	57,402	9,232	14,084	8,249	9,611	10,006
119,793	145,221	85,322	77,497	68,308	10,994	12,172	7,558	7,859	7,212
.....	973	336	1,913	331	4,901	1,762
2,414,688	3,057,843	2,946,304	3,280,849	3,417,320	4,202,196	4,310,757	3,856,536	3,977,254	4,001,792
2,796,449	2,584,935	3,176,721	2,921,995	2,381,776	1,243,639	1,547,600	1,406,729	1,669,189	1,447,517
289,982	206,611	282,919	482,492	237,820	345,646	154,132	374,685	641,537	537,003
6,142,585	6,602,130	7,051,897	7,384,690	6,824,352	7,513,933	7,911,750	7,453,056	8,073,002	8,478,411
4,968,277	5,739,576	5,116,025	5,519,763	6,179,805	3,728,713	4,609,653	5,168,522	3,828,566	3,552,870
11,110,862	12,341,696	12,107,922	12,904,453	13,004,157	11,242,646	12,521,403	12,621,378	11,902,168	12,031,281

COUNTRIES.

British Empire.

Great Britain.....
 British Guiana.....
 " India.....
 " North America.....
 " West Indies.....
 Other British Possessions.....

Totals, British Empire.....

Foreign Countries.

France.....
 French West Indies.....
 Germany.....
 Portugal and Possessions.....
 Spain.....
 Cuba and Porto Rico.....
 United States.....
 Venezuela.....
 Other Foreign Countries.....

Totals, Foreign Countries.....

Totals, British Empire.....

Grand totals.....

SESSIONAL PAPER No. 10

Stock, live: Oxen.....	No. 6,747	181,721	6,064	161,096	5,787	143,275	6,875	182,850	4,752	127,983
All other.....	" 21,739	140,257	22,451	157,291	20,266	103,465	26,585	139,500	27,580	120,085
Spirits, other than medicinal.....	" 35,409	86,510	39,760	97,844	38,776	96,277	39,420	91,552	50,580	110,400
Galls.....	" 473,228	20,163	461,068	21,365	526,472	24,713	395,709	14,410	667,152	20,303
Sugar.....	" 10,497,000	200,585	12,622,314	239,450	12,261,112	267,224	11,076,692	237,046	10,607,988	230,028
Timber, sawn and hewn.....	" 561,802	50,088	554,108	49,985	563,683	51,149	560,915	48,433	591,910	52,706
Tobacco, unmanufactured.....	"	"	"	"	"	"	"	"	"	"
Manufactures, including cigars and cigarettes.....	" 39,032	33,809	47,210	37,186	59,907	37,775	69,111	47,391	77,374	52,389
Textile manufactures.....	"	1,536,076	1,705,538	1,596,992	1,500,948	1,967,345
Vegetables, fresh.....	"	165,593	153,314	137,362	149,246	160,040
Wine.....	" 189,398	125,554	212,633	137,663	196,225	139,036	173,209	129,658	205,334	157,456
Com and bullion (including transshipments)*.....	"	776,063	1,231,189	609,735	454,844	156,152
All other articles (including transshipments)*.....	"	2,907,565	3,066,005	3,789,831	4,269,292	3,239,876
Totals.....	"	11,110,862	12,341,696	12,107,922	12,904,453	13,004,157

* TRANSHIPMENTS.

Com and bullion.....	575,070	705,618	353,565	307,418	21,729
Merchandise.....	1,884,057	1,845,756	2,211,408	2,528,379	1,289,341
Totals.....	2,459,127	2,551,374	2,564,971	2,835,797	1,311,070

ARGENTINE REPUBLIC.

VALUE of the Total Imports for Home Consumption and Exports of Domestic Produce (Merchandise only), from and to each Principal Country during the Years ended December 31, 1897 to 1901, inclusive.

NOTE:—Peso = 96.5 cts.

IMPORTS.					EXPORTS.				
COUNTRIES.					COUNTRIES.				
1897.	1898.	1899.	1900.	1901.	1897.	1898.	1899.	1900.	1901.
Pesos.	Pesos.	Pesos.	Pesos.	Pesos.	Pesos.	Pesos.	Pesos.	Pesos.	Pesos.
36,392,000	39,013,000	43,671,000	38,683,000	36,461,000	12,985,000	19,206,000	21,722,000	23,891,000	29,921,000
11,020,000	10,597,000	10,980,000	10,898,000	9,959,000	22,999,000	29,981,000	41,447,000	19,008,000	28,637,000
11,114,000	12,571,000	12,980,000	16,636,000	16,724,000	14,047,000	20,286,000	29,434,000	20,070,000	21,480,000
8,046,000	9,445,000	9,411,000	8,431,000	8,689,000	8,935,000	13,950,000	24,473,000	17,981,000	13,458,000
10,102,000	11,129,000	15,467,000	13,439,000	15,534,000	8,322,000	5,874,000	7,668,000	6,883,000	9,296,000
10,943,000	13,695,000	13,780,000	14,924,000	14,736,000	3,965,000	5,246,000	4,927,000	4,803,000	4,319,000
3,246,000	3,313,000	3,198,000	3,692,000	3,913,000	1,271,000	388,000	1,765,000	2,699,000	2,132,000
4,761,000	5,012,000	4,806,000	3,942,000	4,386,000	1,271,000	388,000	1,765,000	2,699,000	2,132,000
1,505,000	471,000	307,000	520,000	679,000	8,685,000	7,916,000	7,042,000	6,185,000	9,702,000
1,467,000	1,757,000	1,372,000	1,860,000	1,768,000	2,586,000	3,683,000	3,481,000	2,303,000	3,711,000
80,000	110,000	143,000	174,000	573,000	159,000	144,000	178,000	162,000	176,000
50,000	57,000	78,000	122,000	139,000	34,000	331,000	1,482,000	3,906,000	1,754,000
72,000	75,000	98,000	78,000	69,000	352,000	409,000	332,000	579,000	541,000
.....	19,000	12,000	72,000	369,000	8,000
.....	1,977,000	1,355,000	660,000	870,000	568,000
.....	297,000	162,000	265,000	438,000	366,000
.....	14,536,000	24,886,000	39,969,000	44,952,000	41,607,000
501,000	181,000	360,000	86,000	330,000	101,169,000	133,829,000	184,918,000	154,600,000	167,716,000
98,289,000	107,429,000	116,851,000	113,485,000	113,960,000	Totals.....	Totals.....	Totals.....	Totals.....	Totals.....

ARGENTINE REPUBLIC.

Total Quantities and Values of the Principal Articles Entered for Consumption (Merchandise only) during the Years ended December 31, 1897 to 1901, inclusive.

NOTE: Peso = 46.5 cts. Kilog. = 2.204 lbs. Tonne = 2,204 lbs. Hectolitre = 22.02 galls.

ARTICLES.	1897.		1898.		1899.		1900.		1901.	
	Quantity.	Value.	Quantity.	Value.	Quantity.	Value.	Quantity.	Value.	Quantity.	Value.
		Pesos.		Pesos.		Pesos.		Pesos.		Pesos.
Animals, living										
Horses, mules and asses	345	66,000	330	47,000	225	37,000	191	56,000	1,228	70,000
Other	59,161	936,000	31,974	563,000	41,816	507,000	27,422	308,000	44,748	133,000
Apparel and ready-made clothing										
Coal and coke	784,155	1,720,000	885,061	5,319,000	1,100,776	6,637,000	779,856	4,691,000	939,291	5,657,000
Chemicals, drugs, &c.										
Cotton tissues, pure	12,155,000	10,594,000	14,688,000	12,907,000	15,166,000	13,862,000	17,103,000	14,386,000	14,745,000	12,216,000
Colours, paints and dyes										
Leather and mfrs. of										
Linon tissues, pure	633,000	905,000		960,000		1,136,000		1,245,000		1,142,000
Metals and minerals and mfrs. of										
Iron and steel, unwrought, and mfrs. of										
(Total)		15,995,000		16,279,000		16,978,000		8,765,000		17,170,000
Iron unwrought	32,446,000	1,272,000	42,134,000	1,605,000	36,708,000	1,436,000	41,148,000	1,595,000	48,592,000	1,903,000
" galvanized	18,494,000	1,487,000	22,510,000	1,806,000	24,892,090	1,991,000	24,278,000	1,942,000	26,721,000	2,138,000
Machinery and tools										
Agricultural		582,000		1,072,000		2,227,000		1,861,000		2,437,000
Industrial		1,070,000		1,800,000		2,714,000		2,749,000		2,354,000
Railway materials (except rails)		991,000		1,507,000		1,099,000		2,141,000		1,361,000
Railway materials, steel rails and fishplates		2,503,000		3,385,000		1,083,000		1,460,000		3,193,000
Tin plates	3,170,000	254,000	3,779,000	303,000	4,512,000	362,000	4,705,000	378,000	2,829,000	228,000
Oil, olive	4,707,000	952,000	5,878,000	1,174,000	6,714,000	1,352,000	7,692,000	1,538,000	7,446,000	1,488,000
" mineral	447,138	1,341,000	234,613	704,000	328,394	985,000	300,015	1,170,000	430,828	1,292,000
Paper and mfrs. of, including books		2,643,000		3,017,000		3,046,000		2,926,000		3,043,000
Sack cloth	13,504,000	2,701,000	29,088,000	4,018,000	31,580,000	6,316,000	22,165,000	3,369,000	25,747,000	3,862,000
Sail cloth	655,000	386,000	488,000	571,000	656,000	376,000	619,000	320,000	673,000	338,000

3-4 EDWARD VII., A. 1904

SESSIONAL PAPER No. 10

Silk tissues, pure.....Kilogs.	42,000	635,000	43,000	721,000	51,000	877,000	56,000	845,000	43,000	639,000
Sugar, refined "	946,000	95,000	441,000	44,000	456,000	46,000	459,000	38,000	280,000	22,000
Wine "	6,108,000	6,501,000	5,732,000	5,637,000	5,475,000
Wood and fibres, of "	4,985,000	6,346,000	7,467,000	7,041,000	7,400,000
Woollen tissues, pure.....Kilogs.	1,192,000	4,173,000	1,224,000	3,708,000	1,282,000	3,845,000	1,154,000	3,436,000	967,000	2,883,000
Total value of principal and other articles	98,289,000	107,429,000	116,851,000	113,485,000	113,960,000

3-4 EDWARD VII., A. 1904

ARGENTINE REPUBLIC.

TOTAL Quantities and Values of the Principal Articles of Domestic Produce Exported (Merchandise only) during the Years ended December 31, 1897 to 1901, inclusive.

NOTE.—Peso=96.5 cents. Kilog.=2.204 lbs. Tonne=2,204 lbs.

ARTICLES.	1897.		1898.		1899.		1900.		1901.	
	Quantity.	Value.	Quantity.	Value.	Quantity.	Value.	Quantity.	Value.	Quantity.	Value.
		Pesos.		Pesos.		Pesos.		Pesos.		Pesos.
Animals, living—										
Cattle..... No.	288,121	5,018,000	359,296	7,690,000	312,130	6,824,000	150,550	3,678,000	119,189	4,980,000
Sheep..... "	591,128	1,513,000	577,813	1,734,000	513,458	1,631,000	198,102	595,000	25,746	78,000
Goats..... "	17,115	677,000	32,772	709,000	23,067	573,000	56,440	1,669,000	29,275	1,026,000
Other..... Tonnes.	55,788	597,000	11,775	542,000	24,837	329,000	37,678	456,000	31,939	343,000
Hones and horse ash.										
Grain and flour—										
Maize..... Kilog.	374,942,000	5,479,000	717,105,000	9,274,000	1,116,276,000	13,043,000	713,248,000	11,934,000	1,112,290,000	18,887,000
Wheat..... "	101,845,000	3,470,000	645,161,000	22,363,000	1,713,429,000	38,078,000	1,929,676,000	48,628,000	904,289,000	26,241,000
Wheat flour..... "	41,443,000	2,412,000	31,433,000	1,592,000	39,464,000	1,983,000	51,203,000	1,718,000	71,742,000	2,711,000
Grease and tallow..... Tonnes.	31,538	2,656,000	29,341	2,863,000	24,130	2,296,000	24,837	2,805,000	33,368	3,903,000
Hides, raw..... Kilog.	93,760,000	17,297,000	94,785,000	18,253,000	91,181,000	22,654,000	88,882,000	20,918,000	95,925,000	21,470,000
Lansced..... Tonnes.	162,477	4,996,000	158,904	5,120,000	217,713	7,402,000	228,257	10,674,000	338,828	16,513,000
Meat products—										
Beef, salted..... "	36,238	2,466,000	22,242	2,116,000	19,164	2,038,000	16,449	1,980,000	24,296	2,879,000
Mutton frozen..... "	50,894	2,636,000	59,833	2,393,000	56,627	2,265,000	56,412	4,513,000	63,013	5,041,000
Sugar..... Kilog.	41,734,000	4,383,000	20,820,000	1,666,000	26,704,000	2,136,000	13,270,000	1,222,000	49,413,000	3,953,000
Wool, raw..... "	205,571,000	37,450,000	221,286,000	45,583,000	237,111,000	71,284,000	101,113,000	27,392,000	228,368,000	44,666,000
Total value of principal and other articles.....		101,169,000		133,829,000		184,918,000		154,600,000		167,716,000

SESSIONAL PAPER No. 10

AUSTRIA-HUNGARY.

VALUE of the Total Imports for Consumption and Exports of Domestic Produce (Merchandise only) from and to each Principal Country during the Years ended December 31, 1897 to 1901, inclusive.

Note.—Kroner = 20/3 cents.

IMPORTS.			EXPORTS.						
1897.	1898.	1899.	1900.	1901.	1897.	1898.	1899.	1900.	1901.
Kronen.	Kronen.	Kronen.	Kronen.	Kronen.	Kronen.	Kronen.	Kronen.	Kronen.	Kronen.
138,335,040	138,563,000	148,086,000	148,942,000	136,539,000	141,045,000	148,770,000	165,131,000	201,250,000	186,890,000
26,373,000	30,810,000	39,037,000	26,087,000	36,974,000	13,221,000	11,561,000	13,104,000	14,888,000	13,541,000
41,330,000	36,531,000	31,880,000	43,489,000	37,782,000	3,644,000	3,612,000	3,517,000	5,364,000	6,489,000
83,193,000	84,328,000	87,433,000	84,242,000	95,338,000	24,098,000	32,903,000	36,435,000	43,630,000	60,364,000
3,974,000	3,283,000	2,517,000	2,218,000	2,327,000					
4,922,000	5,237,000	5,475,000	6,314,000	5,868,000	13,601,000	14,927,000	12,809,000	9,368,000	11,913,000
7,785,000	8,064,000	9,147,000	10,747,000	12,584,000					
1,497,000	2,569,000	4,277,000	5,443,000	5,977,000					
10,595,000	23,302,000	19,827,000	20,473,000	21,426,000					
13,031,000	14,859,000	17,443,000	27,675,000	19,845,000					
48,206,000	48,881,000	56,373,000	53,861,000	55,408,000	20,057,000	22,025,000	20,069,000	26,172,000	26,344,000
540,780,000	564,841,000	598,548,000	635,373,000	634,559,000	55,061,000	54,340,000	56,829,000	68,490,000	65,155,000
18,308,000	15,998,000	14,839,000	17,174,000	16,412,000	798,045,000	840,902,000	982,874,000	1,016,340,000	977,776,000
19,193,000	17,488,000	17,716,000	16,343,000	18,619,000	10,828,000	11,143,000	12,994,000	13,387,000	13,040,000
110,079,000	118,482,000	119,397,000	114,297,000	104,097,000	22,921,000	20,328,000	28,033,000	27,442,000	28,761,000
20,526,000	15,592,000	15,615,000	13,725,000	15,060,000	118,882,000	115,861,000	143,463,000	146,987,000	136,473,000
37,361,000	79,719,000	28,288,000	32,227,000	38,249,000	6,042,000	4,368,000	4,846,000	6,874,000	6,111,000
112,039,000	136,427,000	86,667,000	89,149,000	80,258,000	32,725,000	65,915,000	66,014,000	43,211,000	47,806,000
36,592,000	34,317,000	35,976,000	42,213,000	41,986,000	51,785,000	64,362,000	80,902,000	71,061,000	72,754,000
45,551,000	50,163,000	55,321,000	56,299,000	49,235,000	24,060,000	22,043,000	26,207,000	24,174,000	22,634,000
					63,887,000	64,076,000	71,244,000	68,630,000	64,428,000
					6,072,000	6,714,000	13,724,000	7,644,000	6,689,000
35,673,000	34,315,000	37,434,000	41,324,000	37,648,000	52,550,000	62,699,000	60,797,000	63,618,000	67,423,000
111,510,000	134,278,000	124,945,000	152,823,000	128,517,000	33,607,000	28,908,000	32,164,000	37,935,000	32,760,000
43,013,000	44,552,000	53,608,000	55,215,000	57,844,000	20,334,000	19,787,000	26,816,000	42,918,000	38,186,000
1,510,320,000	1,639,602,000	1,698,870,000	1,696,358,000	1,652,642,000	1,532,488,000	1,615,244,000	1,861,592,000	1,942,003,000	1,885,457,000
					Totals.....	Totals.....	Totals.....	Totals.....	Totals.....

AUSTRIA HUNGARY.

Total Quantities and Values of the Principal Articles of Merchandise Imported for Consumption during the Years ended December 31, 1897 to 1901, inclusive.

NOTE: Kronen 20/3 cents. Metric Centner = 220.4 lbs.

ARTICLES.	1897.		1898.		1899.		1900.		1901.	
	Quantity.	Value.	Quantity.	Value.	Quantity.	Value.	Quantity.	Value.	Quantity.	Value.
		Kronen.		Kronen.		Kronen.		Kronen.		Kronen.
Animals, living										
Horses, mules and asses. No.	4,899	8,540,000	5,084	7,935,000	4,719	6,225,000	5,183	6,463,000	5,146	6,737,000
Other	213,128	22,482,000	241,428	26,802,000	206,254	22,957,000	199,414	21,778,000	202,029	20,326,000
Books, printed matter, charts, &c. Met. Ctr.	66,193	35,690,000	68,270	37,518,000	69,628	38,327,000	76,382	41,807,000	79,322	43,514,000
Coal and coke	56,549,000	74,462,000	60,035,000	82,104,000	58,607,000	83,623,000	68,637,000	111,367,000	64,395,000	107,373,000
Coffee, raw and roasted	410,971	52,352,000	436,134	44,906,000	418,848	41,440,000	424,190	48,101,000	449,314	41,008,000
Copper, raw	159,259	19,906,000	174,426	23,330,000	161,852	29,850,000	189,639	35,518,000	173,012	31,978,000
Cotton, raw (including waste and carded)	1,295,000	101,412,000	1,489,000	108,852,000	1,394,000	114,328,000	1,338,725	152,761,000	1,442,787	142,883,000
" yarn	69,401	16,900,000	67,428	16,372,000	65,614	17,913,000	60,843	21,326,000	62,050	19,120,000
" mfrs	12,171	12,820,000	11,598	11,742,000	12,188	12,031,000	12,138	12,400,000	12,627	12,675,000
" mfrs and waste	184,913	21,234,000	505,455	21,424,000	492,830	21,425,000	553,375	21,640,000	542,842	22,101,000
Flax, hemp and jute—										
Raw and tow	810,853	37,748,000	930,744	40,050,500	711,683	37,195,000	754,760	43,733,000	796,520	44,706,000
"	2,312,000	19,006,000	6,652,000	60,356,000	1,549,000	13,836,703	1,826,703	13,699,000	2,196,473	19,133,000
Hides and skins, raw	299,313	44,220,000	247,561	38,018,000	231,830	38,404,000	280,824	49,973,000	282,444	46,349,000
"	1,439,000	10,392,000	1,236,000	9,300,000	1,035,000	11,019,000	734,000	9,497,000	660,000	7,590,000
" and steel wires	288,760	22,912,000	286,879	23,136,000	232,202	22,172,000	215,038	22,840,000	242,053	22,547,000
Leather and leather wares	68,772	48,844,000	63,585	46,728,000	58,292	45,448,000	57,383	44,855,000	61,370	49,200,000
Machinery, locomotive, &c	377,782	39,354,000	424,145	43,548,000	442,256	46,014,000	491,033	52,077,000	418,799	42,311,000
Oil, mineral	918,211	7,506,000	808,796	7,150,000	977,076	9,191,000	437,755	5,173,000	406,119	3,643,000
Rice	733,704	15,806,000	735,346	16,910,000	992,631	22,053,000	790,206	17,435,000	751,992	15,845,000
Silk and floss silk—										
Throssa and spun	11,114	32,784,000	11,730	37,120,000	13,311	42,996,000	11,283	37,908,000	12,472	38,001,000
"	3,851	28,518,000	4,336	32,300,000	4,800	36,792,000	4,063	31,623,000	4,295	29,140,000
Silk, mfrs.										
Tobacco, raw and manufac- tured	190,361	51,942,000	180,883	54,354,000	203,179	53,839,000	214,471	55,551,000	222,017	56,206,000
Wood, bone, &c., mfrs. of	105,244	9,804,000	96,842	9,372,000	87,566	9,533,000	110,457	10,077,000	131,791	10,131,000

3-4 EDWARD VII., A. 1904

SESSIONAL PAPER No. 10

Wood, raw.....Met. Cbr.	308,822	77,026,000	319,139	89,814,000	328,148	121,775,000	297,017	88,302,000	346,714	90,805,000
" yarn....."	65,381	57,864,000	56,127	32,420,000	64,122	41,919,000	60,808	39,220,000	58,560	34,111,000
" mfrs....."	20,099	22,665,000	19,454	21,822,000	20,151	24,116,000	21,109	26,280,000	21,387	23,913,000
Total value of principal and other articles.....	1,510,520,000	1,639,602,000	1,608,870,000	1,696,558,000	1,652,642,000

3-4 EDWARD VII., A. 1904

AUSTRIA-HUNGARY.

Total Quantities and Values of the Principal Articles of Domestic Produce Exported (Merchandise only) during the Years ended December 31, 1897 to 1901, inclusive.

NOTE:—Kronen = 20 3 cents. Metric Centner = 220 4 lbs.

ARTICLES.	1897.		1898.		1899.		1900.		1901.	
	Quantity.	Value.	Quantity.	Value.	Quantity.	Value.	Quantity.	Value.	Quantity.	Value.
		Kronen.		Kronen.		Kronen.		Kronen.		Kronen.
Animals, living—										
Mules and asses.....	59,659	50,386,000	46,387	41,588,000	61,215	51,344,000	70,520	56,087,000	61,253	50,231,000
Other.....	205,337	40,670,000	203,176	47,410,000	293,030	61,871,000	298,624	63,183,000	284,109	70,265,000
Butter (except artificial)...Met. Ctr.	36,214	6,214,000	41,331	7,654,000	51,331	8,574,000	58,062	9,637,000	71,748	12,570,000
" margarine.....	24,015	1,604,000	30,315	5,100,000	30,315	2,476,000	24,752	1,980,000	35,821	3,069,000
Clothing, ready-made.....	15,212	19,028,000	16,893	20,610,000	17,949	22,290,000	17,280	23,191,000	16,851	23,872,000
Coal (chiefly lignite).....	88,109,090	64,380,000	91,757,000	72,184,000	95,420,000	78,516,000	86,745,000	84,073,400	88,254,000	95,045,000
Cotton, raw (includ. carded, waste and wadding).....	65,567	2,734,000	63,368	2,920,000	76,018	4,638,000	74,022	5,773,000	68,574	4,711,000
Cotton, mfrs.....	35,941	13,794,000	35,952	13,038,000	35,793	14,056,000	35,263	15,286,000	35,349	14,593,000
Eggs.....	944,534	87,812,000	957,961	79,996,000	1,040,475	85,218,000	1,087,875	99,253,000	1,068,856	96,546,000
Feathers.....	51,921	21,348,000	53,511	20,990,000	55,371	22,750,000	55,403	21,258,000	49,623	17,946,000
Glassware.....	500,820	44,740,000	503,044	43,448,000	553,391	49,894,000	571,902	52,660,000	553,578	49,115,000
Grain:—										
Wheat.....	281,668	5,820,000	29,003	662,000	7,169	140,000	81,741	1,456,000	212,774	3,769,000
Barley.....	3,282,000	71,746,000	3,319,000	61,408,000	4,142,000	72,696,000	2,997,000	51,786,000	3,244,000	56,231,000
Hides and skins, raw.....	144,873	34,065,000	148,042	34,218,000	171,705	38,969,000	169,445	37,822,000	168,559	39,027,000
Hops.....	37,077	11,588,000	37,910	15,740,000	50,400	22,207,000	44,495	14,210,000	101,593	27,302,000
Iron and steel wares.....	210,643	21,812,000	227,243	24,790,000	352,986	25,696,000	483,679	30,186,000	503,872	29,731,000
Jewellery and fancy wares.....	27,906	39,622,000	29,759	40,878,000	35,009	46,487,000	37,316	48,336,000	39,438	48,221,000
Leather, mfrs. of.....	28,790	53,710,000	30,186	53,062,000	32,156	49,420,000	32,129	52,403,000	31,672	50,753,000
Linen, yarn.....	81,147	13,420,000	86,051	13,770,000	100,354	16,978,000	94,413	18,600,000	87,004	17,818,000
" mfrs.....	24,625	14,136,000	23,857	12,802,000	27,985	15,382,000	29,253	17,980,000	24,148	15,243,000
Malt.....	1,684,000	48,906,000	1,646,000	48,576,000	1,823,000	50,493,000	1,854,000	50,802,000	1,688,000	46,163,000
Paper, prepared and manu- factured.....	530,019	25,900,000	558,887	26,568,000	639,088	29,166,000	774,467	34,700,000	606,746	30,740,000
Pulse.....	587,006	9,974,000	886,990	16,202,000	849,578	14,488,000	938,919	16,655,000	891,236	13,260,000
Silk and floss silk—										
Thrown and spun.....	4,180	11,958,000	4,366	12,560,000	4,544	15,023,000	3,761	12,464,000	4,057	11,932,000
Silk, mfrs.....	7,101	14,964,000	6,657	14,286,000	6,886	15,405,000	6,648	15,884,000	6,309	15,970,000
Sugar, raw.....	572,655	11,952,000	314,908	6,890,000	1,495,000	31,747,000	1,343,607	32,030,000	757,786	15,481,000
" refined.....	4,225,079	110,735,000	4,601,630	127,231,000	5,043,261	138,373,000	5,229,112	154,504,000	6,246,163	161,187,000

SESSIONAL PAPER No. 10

Wood, common, bone, &c., unmanufactured..... Met. Ctr.	17,193,000	69,122,000	21,004,000	88,838,000	23,663,000	106,276,000	24,495,000	114,806,000	22,776,000	97,305,000
Wood, common, bone, &c., half manufactured.....	12,810,000	99,036,000	14,383,000	110,410,000	16,133,000	126,447,000	17,541,000	139,537,000	15,781,000	122,093,000
Wooden wares.....	397,664	39,624,000	406,397	41,366,000	429,296	44,513,000	450,918	47,657,000	499,502	43,046,000
Wood, raw.....	79,957	21,176,000	78,305	21,586,000	98,868	32,912,000	80,380	22,693,000	79,440	19,640,000
" mfrs.....	46,396	36,928,000	50,537	41,466,000	47,985	42,438,000	45,066	41,087,000	51,154	44,022,000
Total value of principal and other articles.....	1,532,488,000	1,615,244,000	1,861,592,000	1,912,003,000	1,885,457,000

VALUE of the Total Imports for Home Consumption and Exports of Domestic Produce from and to each Principal Country during the Years ended December 31, 1898 to 1902, inclusive.

Note.—Franc=19·3 cents.

		IMPORTS.					EXPORTS.				
		COUNTRIES.									
1898.	1899.	1900.	1901.	1902.		1898.	1899.	1900.	1901.	1902.	
Francs.	Francs.	Francs.	Francs.	Francs.		Francs.	Francs.	Francs.	Francs.	Francs.	
283,806,000	311,974,000	300,856,000	269,365,000	283,920,000	Great Britain.....	306,515,000	360,707,000	359,054,000	342,025,000	358,901,000	
100,084,000	148,223,000	118,563,000	99,508,000	103,540,000	Argentine Republic.....	20,600,000	19,646,000	20,939,000	21,017,000	13,534,000	
6,762,000	10,466,000	19,950,000	11,742,000	9,725,000	Austria-Hungary.....	8,981,000	12,322,000	14,088,000	14,197,000	13,512,000	
35,513,000	63,754,000	37,415,000	43,757,000	44,998,000	Australasia.....	7,616,000	10,494,000	14,088,000	15,473,000	12,002,000	
5,035,000	7,363,000	5,459,000	4,888,000	8,814,000	Barbary State.....	4,349,000	4,349,000	5,332,000	4,368,000	9,603,000	
43,463,000	52,013,000	40,954,000	36,526,000	26,859,000	Brazil.....	14,323,000	10,990,000	9,397,000	14,932,000	15,233,000	
92,166,000	84,740,000	39,862,000	71,406,000	85,070,000	British East Indies.....	18,055,000	15,329,000	17,594,000	25,468,000	21,506,000	
.....	6,837,000	11,697,000	16,543,000	12,168,000	Canada.....	11,289,000	12,574,000	15,782,000	11,314,000	9,143,000	
1,139,000	425,000	3,518,000	5,379,000	16,922,000	Bulgaria.....	651,000	651,000	398,000	1,101,000	775,000	
23,142,000	32,366,000	30,571,000	36,900,000	32,960,000	Chile and Peru.....	6,375,000	5,741,000	8,870,000	6,994,000	7,677,000	
.....	3,409,000	5,457,000	4,840,000	8,587,000	China.....	11,419,000	16,450,000	17,230,000	17,147,000	22,958,000	
21,180,000	38,679,000	46,028,000	42,797,000	42,090,000	Congo State.....	9,209,000	9,242,000	11,515,000	8,868,000	6,158,000	
.....	2,363,000	1,397,000	1,974,000	2,366,000	Denmark.....	8,933,000	9,706,000	7,728,000	8,890,000	10,556,000	
894,000	2,046,000	3,435,000	3,297,000	3,997,000	Egypt.....	18,127,000	20,683,000	14,628,000	13,201,000	21,192,000	
311,322,000	389,719,000	375,346,000	350,953,000	385,836,000	France.....	331,963,000	345,805,000	426,092,000	350,598,000	357,337,000	
245,319,000	285,429,000	323,890,000	299,436,000	331,142,000	Germany.....	451,232,000	485,527,000	426,564,000	415,349,000	428,540,000	
9,302,000	12,404,000	7,106,000	11,639,000	6,718,000	Greece.....	6,435,000	6,415,000	4,628,000	5,660,000	5,490,000	
164,961,000	169,043,000	196,382,000	199,034,000	207,974,000	Holland.....	203,154,000	214,842,000	217,903,000	201,194,000	218,209,000	
24,388,000	26,419,000	27,123,000	28,212,000	30,627,000	Italy.....	32,604,000	39,853,000	32,121,000	29,360,000	32,294,000	
52,469,000	62,204,000	58,295,000	60,035,000	64,831,000	Norway and Sweden.....	29,733,000	23,765,000	17,768,000	17,461,000	23,964,000	
6,519,000	6,895,000	6,908,000	6,846,000	5,004,000	Portugal.....	11,134,000	12,013,000	12,116,000	10,759,000	12,297,000	
79,812,000	35,296,000	73,546,000	83,495,000	145,835,000	Romania.....	10,044,000	4,434,000	8,172,000	3,920,000	4,453,000	
125,930,000	131,880,000	125,532,000	105,921,000	147,568,000	Russia.....	41,161,000	43,650,000	31,483,000	29,260,000	33,127,000	
37,362,000	43,056,000	41,334,000	34,364,000	33,481,000	Spain.....	23,165,000	33,506,000	36,666,000	59,052,000	41,113,000	
6,008,000	5,162,000	6,496,000	7,036,000	7,130,000	Switzerland.....	34,886,000	30,634,000	30,634,000	24,818,000	24,808,000	
15,214,000	11,345,000	14,398,000	15,741,000	21,920,000	Turkey.....	18,029,000	12,646,000	12,297,000	17,724,000	17,386,000	
303,095,000	280,083,000	266,674,000	335,675,000	275,841,000	United States.....	51,576,000	65,354,000	76,891,000	78,451,000	88,898,000	
14,538,000	16,548,000	11,406,000	9,218,000	10,670,000	Uruguay.....	1,077,000	1,077,000	1,564,000	2,444,000	1,780,000	
35,284,000	20,100,000	20,154,000	20,635,000	24,790,000	Other Countries.....	109,389,000	102,244,000	79,236,000	81,149,000	109,969,000	
2,014,727,000	2,260,243,000	2,215,753,000	2,229,992,000	2,380,683,000	Totals.....	1,787,067,000	1,949,292,000	1,922,884,000	1,828,232,000	1,925,490,000	

* Including Zanzibar. † Including Azores, Cape Verde Islands and Madeira.

TOTAL Quantities and Values of the Principal Articles Entered for Consumption (Merchandise only) during the Years ended December 31, 1898 to 1902, inclusive.

NOTE—Franc=19·3 cents. Kilog=2·204 lbs. Tonne=2,204 lbs. Hectolitre=22·024 galls. Cub metre=35·34 cub. ft.

ARTICLES.	1898.			1899.			1900.			1901.			1902.		
	Quantity.	Value.	Quantity.	Value.	Quantity.	Value.	Quantity.	Value.	Quantity.	Value.	Quantity.	Value.	Quantity.	Value.	
		Francs.		Francs.		Francs.		Francs.		Francs.		Francs.		Francs.	
Animals:—															
Horses.....	42,924	21,124,000	39,841	20,168,000	40,463	18,042,000	37,183	14,917,000	35,129	12,981,000					
Other.....	236,233	22,138,000	235,202	25,965,000	228,126	23,104,000	222,882	26,094,000	235,914	26,888,000					
Butter, fresh or salted.....	4,633,000	11,862,000	3,735,000	9,673,000	3,633,000	10,062,000	3,533,145	9,771,000	3,345,409	9,033,000					
" margarine.....	26,000	30,000	15,000	18,000	4,000	5,000	8,000	8,000	5,247	7,000					
Cosol.....	2,204,000	36,374,000	2,855,000	52,839,000	3,310,000	70,486,000	2,948,034	55,374,000	3,265,745	60,632,000					
Coffee.....	30,805,000	46,342,000	32,803,000	39,363,000	26,323,000	31,587,000	32,645,718	36,565,000	31,597,678	32,173,000					
Copper and nickel, raw.....	14,948,000	25,411,000	8,327,000	16,654,000	13,768,000	27,536,000	11,381,187	21,624,000	14,196,799	19,876,000					
Cotton:—															
Raw.....	43,439,000	36,054,000	35,304,000	31,774,000	34,842,000	40,069,000	33,028,738	34,680,000	44,683,247	47,811,000					
Yarn.....	1,926,000	4,300,000	1,660,000	3,842,000	1,534,000	4,405,000	1,490,820	3,664,000	1,468,358	3,531,000					
Manufactures.....	27,823,000	60,000,000	60,000,000	37,073,000	30,082,000	31,485,000					
Diamonds in the rough.....	88,609,000	34,812,000	80,480,000	34,278,000	82,725,000	35,904,000	33,778,870	41,874,000	91,970,492	42,688,000					
Dyes and dye stuffs.....	50,734,000	19,955,000	46,418,000	20,482,000	51,174,000	20,105,950	51,696,905	37,646,000	27,370,000	42,888,000					
Fish.....	64,245,000	32,123,000	66,391,000	36,515,000	72,965,000	51,032,000	72,810,069	58,248,000	102,300,642	92,152,000					
Flax.....	6,832,000	17,351,000	9,271,000	26,851,000	8,988,000	29,930,000	5,732,151	20,196,000	7,962,847	26,091,000					
Grain, all kinds, except rice.....	2,167,479,000	383,408,000	2,266,524,000	338,039,000	1,499,264,000	297,872,000	2,232,682,191	345,298,000	2,300,998,003	361,400,000					
Hemp, raw.....	13,779,000	11,834,000	17,518,000	14,891,000	16,633,000	16,966,000	16,014,240	13,214,000	16,504,793	13,204,000					
Hides, raw.....	51,770,000	64,713,000	50,007,000	70,010,000	49,706,000	64,636,000	47,613,476	54,755,000	52,220,917	70,498,000					
Iron ore and pig iron (including scrap iron).....	2,622,696,000	43,764,000	3,042,566,000	58,712,000	2,896,339,000	58,261,000	1,983,029,730	33,146,000	2,897,015,217	45,630,000					
Iron and steel manufactures.....	15,707,000	5,690,000	10,742,000	4,724,000	13,233,000	6,172,000	21,423,458	9,212,000	14,160,709	6,375,000					
Machines and machinery.....	28,000,000	16,549,000	105,339,000	34,797,000	54,861,000	54,861,000	23,485,000	43,068,000	43,068,000	43,511,000					
Manure, guano and other.....	108,199,000	19,100,000	19,710,000	16,374,000	163,229,000	14,742,000	158,923,706	16,176,000	158,923,706	23,284,000					
Meats.....	24,285,000	70,636,000	90,611,000	80,449,000	90,161,000	77,352,000					
Minerals, raw, except iron and coal.....					
Resins and bitumens (including petroleum).....	431,578,000	94,611,000	433,601,000	96,380,000	413,603,000	92,873,000	465,497,611	89,705,000	480,435,683	169,566,000					

BELGIUM.

Total Quantities and Values of the Principal Articles Entered for Consumption (Merchandise only) during the Years ended December 31, 1898 to 1902, inclusive—*Cont.*

Note—Franc=19.3 cents. Kilog=2.204 lbs. Tonne=2,204 lbs. Hectolitre=22.021 galls. Cub metre=35.31 cub. ft.

ARTICLES.	1898.		1899.		1900.		1901.		1902.	
	Quantity.	Value.	Quantity.	Value.	Quantity.	Value.	Quantity.	Value.	Quantity.	Value.
		Francs.		Francs.		Francs.		Francs.		Francs.
Seeds, oleaginous. Kilog.	260,465,000	65,203,000	274,151,000	62,551,000	186,352,000	46,900,000	259,778,343	65,125,000	271,245,719	73,515,000
Silk, raw. "	66,485	997,000	119,000	1,193,000	64,000	509,000	52,895	376,000	157,784	1,262,000
" manufactures. "		11,291,000		12,636,000		11,371,000		11,548,000		10,593,000
Tallow and other fats. Kilog.	32,874,000	19,901,000	32,980,000	21,494,000	37,855,000	27,179,000	36,852,301	32,643,000	36,486,517	33,611,000
Tow. "	16,139,000	9,683,000	14,468,000	10,128,000	14,762,000	12,548,000	14,796,844	12,873,000	14,026,154	11,221,000
Wine. Hectolitres	266,687	25,723,000	281,575	27,722,000	311,090	30,251,000	315,748	26,082,000	315,857	26,003,000
Wood for building. Cub. metres.	1,047,361	91,802,000	1,104,966	165,439,000	1,175,179	114,068,000	1,140,638	111,925,000	1,233,010	118,148,000
Wool, raw. Kilog.	46,250,000	92,501,000	62,381,000	187,151,000	41,936,000	83,912,000	53,429,844	101,517,000	55,155,094	124,099,000
Woolen manufactures. "		21,074,000		22,191,000		21,076,000		20,471,000		20,095,000
Total value of principal and other articles.		2,044,727,000		2,269,243,000		2,215,753,000		2,226,992,000		2,380,683,000

BELGIUM.

Total Quantities and Values of the Principal Articles of Domestic Produce Exported (Merchandise only) during the Years ended December 31, 1898 to 1902, inclusive—*Cont.*

Note. Franc 19·3 cents. Kilog 2·204 lbs.

ARTICLES.	1898.		1899.		1900.		1901.		1902.	
	Quantity.	Value.	Quantity.	Value.	Quantity.	Value.	Quantity.	Value.	Quantity.	Value.
Salt of soda Kilog.	60,410,000	8,507,000	58,199,000	8,592,000	75,492,000	11,361,000	82,655,859	12,654,000	60,465,940	9,795,000
Stone, rough and hewn Kilog.	36,715,000	36,715,000	38,835,000	38,835,000	45,239,000	45,239,000	36,316,000	36,316,000	31,046,000	31,046,000
Sugar, raw Kilog.	125,188,000	27,511,000	187,859,000	43,083,030	247,998,000	59,529,000	183,404,638	36,681,000	99,966,821	15,995,000
" refined "	47,782,000	17,679,000	47,889,000	17,719,000	52,759,000	19,521,000	49,848,881	17,946,000	34,427,089	12,394,000
Tallow and other fat "	37,335,000	21,774,000	35,551,000	22,299,000	36,652,000	25,731,000	37,797,188	30,755,000	36,598,786	31,795,000
Woolen yarn "	8,537,000	38,256,000	9,426,000	50,063,000	8,579,000	32,536,000	7,733,306	29,236,000	9,054,898	38,788,000
" manufactures "	15,511,000	15,511,000	101,244,000	15,614,000	99,233,000	15,438,000	13,786,000	13,786,000	15,085,000	15,085,000
Zinc, unwrought Kilog.	108,507,000	54,037,000	101,244,000	52,617,000	99,233,000	49,617,000	106,655,945	44,156,000	118,117,809	53,153,000
Total value of principal and other articles		1,787,007,000		1,949,292,060		1,922,884,000		1,828,232,000		1,925,490,000

3-4 EDWARD VII., A. 1904

CHILE.

Total Quantities and Values of the Principal Articles, Imported for Consumption during the Years ended December 31, 1898, to 1902, inclusive.

NOTE:—Peso Puerto = 36.5 cents. Kilog = 2.204 lbs., Tonne = 2,204 lbs.

ARTICLES.	1898.		1899.		1900.		1901.		1902.	
	Quantity.	Value.	Quantity.	Value.	Quantity.	Value.	Quantity.	Value.	Quantity.	Value.
		Pesos Fuert.		Pesos Fuert.		Pesos Fuert.		Pesos Fuert.		Pesos Fuert.
Animals, living										
Horses, mules and asses. No.	1,897	94,000	4,411	218,000	2,189	133,000	12,234	632,330	47,267	2,638,451
Oxen and cows " " "	42,512	3,302,000	27,561	1,812,000	27,893	2,290,000	47,267	2,638,451	6,063	26,270
Sheep " " "	16,935	67,000	10,844	67,000	9,137	46,000	233,000	213,000	213,000	11,388,000
Candles " " Kilogs.	1,633,000	1,482,000	2,023,000	1,817,000	756,000	673,000	719,000	3,118,531	9,149,000	15,559,000
Coal " " Tonnes	635,000	13,102,000	624,000	12,465,000	675,000	13,494,000	1,949,082	3,118,531	1,098,000	1,098,000
Coffee " " Kilogs.	1,420,000	2,272,000	1,498,000	2,397,000	1,175,000	1,863,000	1,949,082	3,118,531	1,098,000	1,098,000
Cotton piece goods (pure) " "	5,416,289	9,497,000	6,721,496	12,747,000	6,987,650	13,395,000	9,149,000	15,559,000	1,098,000	1,098,000
Cotton yarns " " "		654,000		1,139,000		1,387,000		1,098,000		1,098,000
Drugs " " "		1,348,000		1,536,000		2,192,000		1,098,000		1,098,000
Hardware, &c. " " "		1,591,000		1,473,000		1,972,000		1,098,000		1,098,000
Iron—										
Bars, blocks and ingots, Kilogs.	6,774,000	772,000	9,137,000	992,000	11,088,000	1,174,000	17,402,000	1,729,000	17,402,000	1,729,000
Sheets (galvanized or not) " "	12,280,000	1,660,000	6,384,000	760,000	10,855,000	1,460,000	14,059,000	1,915,000	14,059,000	1,915,000
Tubing " " "	2,651,000	576,000	3,446,000	637,000	5,688,000	1,013,000	4,134,000	828,000	4,134,000	828,000
Rails " " "	2,213,000	172,000	2,350,000	235,000	4,074,000	326,000	23,841,000	1,906,000	23,841,000	1,906,000
Machinery—										
Agricultural, mining, industrial, &c. " " "		1,390,000		2,049,000		2,874,000		6,250,000		6,250,000
Sewing machines " " "		81,000		69,000		316,000		266,000		266,000
All other machinery " " "		770,000		678,000		608,000		1,465,000		1,465,000
Oils—Mineral for lighting, Kilogs.	13,667,000	1,626,000	14,374,000	1,748,000	15,756,000	2,077,000	19,446,000	1,945,000	19,446,000	1,945,000
Paper of all kinds, " " "		2,249,000		2,726,000		2,892,000		2,098,000		2,098,000
Railway materials, " " "		623,000		1,783,000		519,000		2,466,000		2,466,000
Sacks, empty, " " Kilogs.	13,886,000	2,966,000	16,540,000	3,316,000	14,655,000	2,983,000	12,291,000	2,466,000	12,291,000	2,466,000
Steel in bars, plates, &c. " " "	1,369,000	166,000	1,686,000	294,000	3,756,000	451,000	4,327,000	590,000	4,327,000	590,000
Sugar, raw and refined, " " "	47,380,000	6,613,000	40,837,000	5,486,000	50,688,000	6,524,000	7,319,119	4,992,314	7,319,119	4,992,314
Tea " " Kilogs.	674,000	1,347,000	797,000	1,615,000	953,000	1,906,000	872,884	1,745,768	872,884	1,745,768
Wine of all kinds, " " "	3,142,000	783,000	2,914,000	584,000	4,955,000	1,153,000	4,232,000	1,001,000	4,232,000	1,001,000
Wood for building, " " "		214,000		716,000		623,000		1,391,000		1,391,000

Returns not to hand.

Returns not to hand.

SESSIONAL PAPER No. 10

Wollen manufactures—									
Piece goods of pure wool Kiloggs.	273,691	2,998,000	208,353	3,032,000	1,678,411	4,517,000	368,901	4,747,188	
" mixed..... "	101,866	743,000	106,041	805,000	218,443	1,616,000			
Yerba maté..... "	4,945,000	2,377,000	5,098,000	2,433,000	3,610,000	1,732,000	3,222,009	1,546,563	
Total value of principal and other articles.....		102,262,000		106,260,000		128,538,000		139,300,766	

CHILE.

TOTAL QUANTITIES AND VALUES OF THE PRINCIPAL ARTICLES OF DOMESTIC PRODUCE EXPORTED DURING THE YEARS ENDED DECEMBER 31, 1898 TO 1902, INCLUSIVE.

NOTE: PESO FUERTE 36.5 CENTS. KILOG 2,204 LBS. TONELADE 2,000 LBS.

ARTICLES.	1898.		1899.		1900.		1901.		1902.	
	Quantity.	Value.	Quantity.	Value.	Quantity.	Value.	Quantity.	Value.	Quantity.	Value.
		Pesos Fuert.		Pesos Fuert.		Pesos Fuert.		Pesos Fuert.		Pesos Fuert.
Animals, living										
Horses and mules	1,219	105,000	1,740	160,000	1,485	130,000	1,307	123,570		
Oxen and cows	1,292	154,000	2,056	247,000	3,692	323,000	2,251	270,000		
Sheep	2,241	22,000	3,373	21,000	5,300	37,000	3,642	25,000		
Bovate of line	7,028,000	1,125,000	14,951,000	2,213,000	13,177,000	1,318,000	11,454,671	1,302,401		
Coal	307,642	4,739,000	255,166	5,103,000	336,886	4,232,000	333,000	4,587,000		
Copper in bags (or ingots). Kilogs.	20,600,000	13,759,000	17,311,000	14,928,000	22,031,000	17,899,000	24,479,922	13,627,114		
Flour of all kinds	6,072,000	912,000	7,124,000	997,000	1,516,000	229,000	357,203	53,887		
Grain—										
Wheat	76,965,000	7,696,000	45,841,000	4,584,000	9,441,000	914,000	1,560,810	156,081		
Barley	18,350,000	1,656,000	26,192,000	2,430,000	21,059,000	1,472,000	13,613,194	1,178,201		
Guano	488,000	29,000	23,482,000	939,000	31,435,000	1,377,000	8,250,100	329,924		
Hides and skins—										
Ox hides	3,442,000	1,316,000	2,105,000	884,000	822,000	156,000	1,294,791	686,737		
Goat skins	237,000	95,000	372,000	153,000	288,000	113,000	347,959	139,079		
Chinchilla	32,691	711,000	36,298	969,000	30,913	790,000	32,115	805,391		
Iodine (Yudo)	235,000	3,170,000	304,000	4,198,000	318,000	4,043,000	284,726	3,559,675		
Leather for soles (Sardas)		3,103,000		2,449,000		2,348,000		2,169,792		
Ores—										
Silver	284,000	205,000	302,000	248,000	225,000	131,000	6,165,938	4,929,315		
Copper	20,301,000	2,023,000	35,854,000	3,385,000	20,213,000	2,021,000	13,928,701	1,614,178		
Manganese	20,851,000	447,000	40,931,000	1,228,000	25,715,000	761,000	18,480,298	534,409		
Soda, nitrate of (Sulitor)										
1,000 "	1,291,227	90,675,000	1,380,718	96,650,000	1,465,935	109,945,000	1,291,458	118,890,131		
1,000 "	4,284,000	5,071,000	4,184,000	2,170,000	3,959,000	1,536,000	3,448,248	1,298,941		
Wool, raw										
Total value of principal and other articles		168,069,000		163,106,000		161,643,000		171,844,976		
Returns not to hand.										Returns not to hand.

SESSIONAL PAPER No. 10

CHINA.

VALUE of the Total Imports and Exports of Merchandise from and to each Principal Country during the Years ended December 31, 1898 to 1902, inclusive.

NOTE:—The average value of the Haikwan Tael for 1898 was about 70 cts., 1899, 73 cts., 1900, 75 cts., 1901, 72 cts. and for 1902, 63 cts.

		IMPORTS.					EXPORTS.				
		1898.	1899.	1900.	1901.	1902.	1898.	1899.	1900.	1901.	1902.
		Haikwan Taels.	Haikwan Taels.	Haikwan Taels.	Haikwan Taels.	Haikwan Taels.	Haikwan Taels.	Haikwan Taels.	Haikwan Taels.	Haikwan Taels.	Haikwan Taels.
	<i>British Empire.</i>										
	Great Britain	34,962,000	40,161,000	45,467,000	41,224,000	57,625,000	10,716,000	13,963,000	9,356,000	8,561,000	10,344,000
	Australia and New Zealand	221,000	273,000	518,000	574,000	302,000	914,000	670,000	861,000	173,000	214,000
	Africa, South and Mauritius	1,963,000	1,299,000	654,000	1,635,000	2,883,000	286,000	237,000	224,000	300,000	184,000
	British North America	97,214,000	118,096,000	93,847,000	120,330,000	133,324,000	368,000	260,000	458,000	181,000	361,000
	Hong-Kong	19,136,000	31,911,000	16,816,000	28,949,000	33,037,000	62,084,000	71,846,000	63,962,000	71,435,000	82,637,000
	India	2,620,000	3,646,000	2,625,000	3,829,000	4,109,000	1,324,000	1,731,000	2,865,000	3,148,000	2,832,000
	India						1,324,000	1,731,000	2,865,000	3,148,000	2,832,000
	Straits Settlements	156,118,000	193,296,000	159,927,000	196,541,000	231,430,000	2,152,000	2,232,000	2,433,000	2,683,000	3,027,000
	Totals, British Empire						77,844,000	90,939,000	80,161,000	86,483,000	99,434,000
	<i>All Other Countries.</i>										
	Cochin China, Tonquin and Amam.	923,000	1,611,000	986,000	887,000	1,851,000	780,000	946,000	1,303,000	1,455,000	1,202,000
	Continent of Europe, except Russia.	9,398,000	10,172,000	10,273,000	17,046,000	18,485,000	25,929,000	36,764,000	24,977,000	29,269,000	39,729,000
	Japan, including Formosa.	27,376,000	35,897,000	23,753,000	32,568,000	35,342,000	16,093,000	17,251,000	16,938,000	16,876,000	28,728,000
	Java and Sumatra	1,445,000	629,000	600,000	490,000	1,310,000	347,000	355,000	333,000	409,000	503,000
	Macao	3,348,000	3,493,000	2,236,000	1,868,000	2,491,000	5,382,000	5,824,000	4,710,000	5,240,000	4,972,000
	Philippine Islands	14,000	22,000	13,000	14,000	898,000	86,000	62,000	114,000	84,000	148,000
	Russia in Asia	1,000			3,000		9,796,000	9,988,000	832,000	1,702,000	4,267,000
	Russia in Europe	1,454,000	3,293,000	4,297,000	3,004,000	889,000	5,005,000	5,343,000	6,390,000	4,831,000	3,794,000
	Russian Manchuria	299,000	289,000	137,000	347,000	345,000	2,997,000	3,223,000	5,152,000	2,748,000	2,851,000
	Siam	206,000	67,000	6,000	143,000	985,000	690,000	904,000	715,000	875,000	981,000
	South America	1,000,000	842,000	1,297,000	693,000	1,395,000			15,000	10,000	75,000
	Turkey in Asia, Persia, Egypt, Algeria, Aden &c.						2,092,000	2,497,000	2,605,000	3,102,000	2,608,000

CHINA.

TOTAL Quantities and Values of the Principal Articles Entered for Consumption (Merchandise only) during the Years ended December 31, 1898 to 1902, inclusive.

NOTE:—The average value of the Haikwan Tael for 1898 was about 70 cts., 1899, 73 cts., 1900, 75 cts., 1901, 72 cts., and for 1902, 63 cts. Picul=133.3 lbs. Gallon and Ton, same as Canadian.

ARTICLES.	1898.		1899.		1900.		1901.		1902.	
	Quantity.	Value. Haikwan Tael.	Quantity.	Value. Haikwan Tael.	Quantity.	Value. Haikwan Tael.	Quantity.	Value. Haikwan Tael.	Quantity.	Value. Haikwan Tael.
Aniline dyes.....		1,261,000		1,734,000		1,637,000		1,618,000		2,181,000
Bags of all kinds..... Pieces	7,095,492	368,000	11,563,527	698,000	10,010,218	593,000	13,414,140	1,035,000	14,470,348	2,198,000
Bieho de mar..... Piculs	37,047	987,000	37,581	1,065,000	29,561	883,000	37,687	737,000	41,124	1,130,000
Cigars and cigarettes.....		687,000		870,000		1,012,000		2,218,000		1,999,000
Clothing, hats, &c.....		425,000		508,000		667,000		963,000		1,257,000
Coal..... Tons.	730,006	5,281,000	859,370	6,397,000	864,158	6,388,000	1,152,939	8,352,000	1,173,621	6,843,000
Cotton, raw..... Piculs	229,005	2,840,000	278,966	3,476,000	134,750	1,833,000	254,855	3,868,000	248,566	3,858,000
Cotton, yarn and thread..... Pieces	1,962,537	39,295,000	2,748,644	54,941,000	4,490,732	30,187,000	2,276,369	49,012,000	2,452,864	54,794,000
" gray, shirtings..... Pieces	5,131,137	11,293,000	5,130,896	11,254,000	4,502,138	11,262,000	4,121,655	10,914,000	6,317,698	15,648,000
" shirting, other..... " "	2,380,338	7,241,000	3,022,982	8,793,000	2,737,347	8,740,000	2,834,862	9,015,000	3,083,630	12,917,000
" manufactures..... " "		19,790,000		28,477,000		25,417,000		30,711,000		44,186,000
Total cotton yarn and manufactures.....		77,619,000		103,465,000		75,606,000		99,652,000		127,545,000
Fish and fishery products..... Piculs	268,418	3,162,000	335,115	3,849,000	307,879	3,391,000	352,820	4,275,000	339,947	3,829,000
Floor.....		1,775,000		3,189,000		3,330,000		4,727,000		3,844,000
Ginseng..... Piculs	4,814	2,545,000	5,107	1,806,000	4,032	1,921,000	4,280	1,182,000	3,839	1,615,000
Machinery.....		1,759,000		1,527,000		1,450,000		1,220,000		794,000
Matches..... Gr. of boxes	11,352,304	2,597,000	11,315,147	2,713,000	9,274,108	2,255,000	13,157,659	3,067,000	15,206,000	3,585,000
Medicines.....		832,000		808,000		771,000		939,000		1,232,000
Metals of all kinds—										
Copper and mfrs. of..... Piculs	37,916	765,000	24,269	685,000	24,813	720,000	12,342	380,000	33,566	942,000
Iron and mfrs. of..... " "	1,577,445	3,636,000	1,212,369	3,130,000	895,887	2,713,000	1,104,939	3,130,000	1,162,410	3,182,410
Lead and quicksilver..... " "	148,937	946,000	156,788	1,057,000	89,273	622,000	154,901	981,000	136,533	836,000
Tin and tin plates..... " "	164,990	2,179,000	56,329	1,569,000	80,218	2,207,000	152,601	3,414,000	117,759	3,800,000
Other metals, &c.....		2,261,000		2,767,000		2,916,000		2,524,000		1,815,000
Totals.....		9,787,000		9,208,000		9,178,000		10,429,000		10,375,000

CHINA.

Total Quantities and Values of the Principal Articles Entered for Consumption (Merchandise only) during the Years ended December 31, 1898, to 1902, inclusive—*Cont.*

Note: The average value of the Haikwan Tael for 1898 was about 70 cts., 1899, 73 cts., 1900, 75 cts., and for 1902, 63 cts. Pient = 133 3 lbs. Gal on and Ton, same as Canadian.

ARTICLES.	1898.		1899.		1900.		1901.		1902.	
	Quantity.	Value. Haikwan Taeils.	Quantity.	Value. Haikwan Taeils.	Quantity.	Value. Haikwan Taeils.	Quantity.	Value. Haikwan Taeils.	Quantity.	Value. Haikwan Taeils.
Oil, kerosene: American... Galls.	50,081,015	6,798,000	40,724,989	6,502,000	30,447,112	6,304,000	57,759,677	8,639,000	45,287,807	6,828,000
Russian... "	13,926,246	2,202,000	35,685,116	4,891,000	32,708,757	5,148,000	32,486,070	4,276,000	10,105,886	1,283,000
Sumatra... "	26,871,865	2,915,000	11,993,202	1,608,000	16,424,155	2,363,000	40,640,049	4,353,000	33,757,434	3,372,000
Opium—Malwa..... Pients	18,980	11,902,000	28,361	18,112,000	22,872	14,294,000	21,774	14,996,000	17,776	13,574,000
Patna..... "	18,499	10,371,000	18,748	10,813,000	15,859	10,027,000	17,468	11,275,000	20,308	13,569,000
Benares..... "	10,462	5,392,000	11,009	6,227,000	9,980	6,420,000	9,788	6,422,000	10,446	7,147,000
Other..... "	1,844	491,000	982	541,000	490	290,000	486	243,000	2,271	1,162,000
Totals..... "	49,785	29,256,000	59,100	35,793,000	49,201	31,031,000	49,465	32,936,000	50,801	35,457,000
Pepper, black and white... Pients	15,558	182,000	33,744	398,000	21,751	411,000	37,960	766,000	24,887	478,000
Rice..... "	4,645,360	10,449,000	7,363,217	17,813,000	6,207,226	11,377,000	4,411,699	7,051,000	9,730,654	23,611,000
Sandalwood..... "	92,477	1,035,000	101,634	1,188,000	73,075	933,000	97,274	1,212,000	138,039	1,663,000
Seaweed and agar-agar..... "	546,873	1,084,000	580,016	1,160,000	360,774	837,000	678,528	1,351,000	518,998	1,288,000
Sugar, brown, white refined and candy..... "	1,813,292	9,019,000	2,077,959	10,226,000	1,291,289	6,424,000	2,564,787	13,457,000	4,473,222	20,712,000
Timber, of all kinds..... "	967,000	1,309,000	1,035,000	1,733,000	2,295,000
Wines, beer and spirits..... "	825,000	1,150,000	1,473,000	3,903,000	1,500,000
Woolen manufactures..... "	3,190,000	4,176,000	3,423,000	4,727,000	3,921,000
Total value of principal and other articles, net imports..... "	299,579,000	264,748,000	211,070,000	268,303,000	315,364,000
Re-imported articles..... "	9,165,000	9,008,000	11,059,000	8,867,000	10,182,000
Total imports..... "	218,745,000	273,756,000	222,129,000	277,140,000	325,546,000

3-4 EDWARD VII, A. 1904

CHINA.

Total Quantities and Values of the Principal Articles of Domestic Produce Exported (Merchandise only) during the Years ended December 31, 1898 to 1902, inclusive.—*Con.*

NOTE:—The average value of the Haikwan Tael for 1898 was about 70 cts., 1899, 73 cts., 1900, 75 cts., 1901, 72 cts., and for 1902, 63 cts. Picul 133 3/4 lbs., Gallon and Ton, same as Canadian.

ARTICLES.	1898.		1899.		1900.		1901.		1902.	
	Quantity.	Value. Haikwan Tael.	Quantity.	Value. Haikwan Tael.	Quantity.	Value. Haikwan Tael.	Quantity.	Value. Haikwan Tael.	Quantity.	Value. Haikwan Tael.
Silk and manufactures of— <i>Con.</i>										
Other manufactures of.....		1,015,000		1,200,000		1,307,000		1,346,000		1,857,000
Totals.....		56,104,000		82,109,000		49,444,000		60,916,000		79,212,000
Skins (fur)*.....		3,073,000		3,791,000		2,375,000		4,027,000		5,298,000
Straw braid.....	73,859	3,132,000	79,526	2,882,000	80,767	4,371,000	94,075	3,591,000	100,678	3,904,000
Sugar, brown, white and candy.....	688,098	2,446,000	885,779	3,373,000	830,239	2,984,000	830,698	3,014,000	674,594	2,304,000
Tallow.....	43,470	335,000	33,270	312,000	41,688	387,000	149,394	1,420,000	174,270	1,637,000
Tea, black.....	847,133	19,445,000	935,578	21,824,000	163,374	17,593,000	665,499	11,469,000	687,288	12,113,000
" dust.....	619	2,000	1,288	8,000	575	2,000	972	3,000	973	4,000
" green.....	185,306	4,451,000	213,798	4,832,000	200,425	4,718,000	189,430	4,398,000	253,757	6,556,000
" brick.....	498,425	4,779,000	474,026	4,587,000	316,923	3,077,000	293,522	2,562,000	570,037	4,038,000
" tablet.....	7,117	203,000	6,105	218,000	3,027	56,000	8,370	141,000	7,156	149,000
Tobacco leaf and prepared.....	371,157	3,839,000	173,987	2,310,000	134,651	1,942,000	158,383	2,150,000	169,339	2,195,000
Vermicelli and Macaroni.....	154,496	915,000	158,187	1,011,000	177,588	1,195,000	173,672	1,129,000	190,061	1,318,000
Wood.....	163,487	1,423,000	282,030	4,141,000	138,245	1,864,000	148,695	1,805,000	225,337	2,821,000
Total value of principal and other articles.....		159,037,000		195,785,000		158,997,000		169,657,000		214,182,000

* Includes Skins, Clothing and Rugs.

DENMARK.

VALUE of the Total Imports and Exports of Merchandise from and to each Principal Country during the Years ended December 31, 1897 to 1901, inclusive.

NOTE:—Krone=26.8 cents.

IMPORTS.					EXPORTS.				
COUNTRIES.					COUNTRIES.				
1897.	1898.	1899.	1900.	1901.	1897.	1898.	1899.	1900.	1901.
Kroner.	Kroner.	Kroner.	Kroner.	Kroner.	Kroner.	Kroner.	Kroner.	Kroner.	Kroner.
78,807,000	97,187,000	100,519,000	108,093,000	87,919,000	191,188,000	199,922,000	216,415,000	233,457,000	250,781,000
2,356,000	3,489,000	5,347,000	4,989,000	4,011,000	1,027,000	1,063,000	1,173,000	1,041,000	1,108,000
7,029,000	7,751,000	8,423,000	7,559,000	7,764,000	1,891,000	853,000	1,403,000	1,524,000	1,059,000
10,644,000	9,144,000	11,117,000	14,854,000	13,013,000	65,737,000	56,401,000	66,673,000	67,765,000	640,000
129,301,000	133,701,000	144,253,000	153,568,000	147,497,000	1,031,000	987,000	960,000	1,134,000	68,181,000
1,030,000	1,089,000	980,000	1,288,000	1,127,000	725,000	324,000	2,600,000	2,963,000	455,000
7,844,000	8,564,000	10,696,000	12,476,000	13,309,000	2,972,000	2,527,000	2,600,000	2,963,000	1,117,000
1,520,000	2,190,000	2,403,000	2,386,000	2,215,000	315,000	1,000	79,000	30,000	3,016,000
2,293,000	1,744,000	2,787,000	2,223,000	1,856,000	9,573,000	10,130,000	11,264,000	12,117,000	12,806,000
7,401,000	8,269,000	7,492,000	7,373,000	8,585,000	20,879,000	13,833,000	16,209,000	23,010,000	16,437,000
38,709,000	37,919,000	36,780,000	49,051,000	58,070,000	246,000	15,000	53,000	192,000	6,000
3,685,000	3,917,000	3,884,000	3,591,000	3,247,000	27,074,000	33,219,000	34,857,000	38,105,000	39,885,000
51,650,000	52,665,000	51,625,000	52,528,000	47,393,000	2,419,000	2,417,000	6,852,000	6,909,000	9,372,000
48,335,000	64,092,000	78,146,000	77,839,000	86,911,000	136,000	131,000	93,000	59,000	54,000
409,000	210,000	76,000	86,000	53,000	3,738,000	4,528,000	5,358,000	4,578,000	3,649,000
319,000	392,000	395,000	60,000	49,000	328,121,000	325,361,000	364,521,000	383,570,000	408,563,000
25,466,000	29,696,000	27,425,000	28,237,000	29,765,000
416,798,000	462,219,000	492,079,000	526,803,000	512,787,000	Totals.....				

DENMARK.

TOTAL Quantities and Values of the Principal Articles Imported (Merchandise only) during the Years ended December 31, 1897, to 1901, inclusive.

NOTE:—Krone = 26·8 cents. Pmd = 1·102 lbs. Pot = 21·26 galls. Tonder = 3·8 bushels of corn, 4·9775 bushels of coal, or 28·92 gallons of beer.

ARTICLES.	1897.		1898.		1899.		1900.		1901.	
	Quantity.	Value.	Quantity.	Value.	Quantity.	Value.	Quantity.	Value.	Quantity.	Value.
		Kroner.		Kroner.		Kroner.		Kroner.		Kroner.
Animals:—										
Horses.....	6,014	1,784,000	6,833	2,428,000	7,063	2,066,000	6,073	2,160,000	6,363	2,119,000
Cattle.....	5,174	555,000	1,359	15,000	1,130	1,887	1,887	324,000	1,181	220,000
Sheep, goats and swine.....	8,685	192,000	32	1,000	1,538	27,000	1,862	29,000	882	13,000
Bees.....	167,852,000	6,597,000	127,190,000	4,820,000	144,428,000	6,022,000	128,796,000	5,636,000	109,145,000	4,693,000
Butter.....	35,877,000	29,256,000	33,722,000	28,253,000	34,088,000	30,510,000	42,366,000	37,500,000	48,565,000	42,019,000
Coal.....	3,826,075,000	22,413,000	4,019,999,000	30,137,000	4,113,860,000	33,939,000	4,377,800,000	47,362,000	4,172,900,000	35,819,000
Coffee, raw, not roasted.....	37,132,000	16,709,000	34,676,000	12,830,000	34,302,000	11,873,000	38,021,000	15,240,000	38,725,000	13,173,000
Cotton yarn.....	8,889,000	5,617,000	8,552,000	4,906,000	6,713,000	4,203,000	6,177,000	5,166,000	4,960,000	3,712,000
Cotton, flax and hemp manu- facture.....	13,651,000	11,183,000	15,088,000	15,315,000	14,782,000	15,277,000	14,316,000	16,346,000	13,883,000	15,489,000
Fish, fresh.....	7,283,000	1,711,000	10,090,000	2,523,000	6,647,000	1,662,000	5,012,000	1,033,000	6,169,000	1,268,000
" preserved and salted.....	26,638,000	2,149,000	26,151,000	2,461,000	22,520,000	2,937,000	29,018,000	3,259,000	26,456,000	3,217,000
Grain:—										
Wheat.....	116,662,000	8,229,000	149,747,000	10,258,000	149,998,000	9,300,000	122,291,000	7,460,000	276,005,000	16,886,000
Rye.....	152,210,000	6,789,000	180,082,000	9,845,000	179,672,000	9,776,000	180,912,000	9,582,000	199,705,000	9,686,000
Oats.....	38,503,000	1,963,000	26,297,000	1,436,000	27,392,000	1,300,000	59,370,000	2,969,000	59,370,000	2,969,000
Barley.....	111,793,000	4,257,000	108,896,000	4,842,000	48,221,000	2,250,000	20,732,000	964,000	75,983,000	3,419,000
Maize.....	1,006,077,000	30,484,000	334,570,000	31,402,000	1,028,749,000	38,270,000	871,671,000	34,954,000	620,703,000	26,883,000
Hides and skins, raw.....	9,364,000	4,156,000	10,616,000	4,627,000	15,022,000	7,401,000	17,990,000	8,487,000	17,300,000	8,521,000
Hides prepared and manu- factured.....	2,126,000	3,256,000	2,357,000	3,653,000	2,406,000	3,996,000	2,217,000	3,664,000	2,067,000	3,426,000
Iron and steel wares.....	252,398,000	24,387,000	298,287,000	29,209,000	302,569,000	36,548,000	265,206,000	35,339,000	241,757,000	26,244,000
Lard and fat.....	23,446,000	6,062,000	29,409,000	7,204,000	33,235,000	9,380,000	43,075,000	15,160,000	46,510,000	18,950,000
Meat: Hams, sausages, &c.....	13,740,000	4,997,000	13,478,000	4,602,000	14,208,000	4,720,000	18,089,000	6,571,000	20,629,000	7,937,000
Metal wares except iron and steel.....	10,149,000	5,533,000	11,112,000	6,356,000	9,796,000	7,412,000	10,433,000	7,174,000	11,781,000	8,278,000
Oil: Petroleum and other.....	116,192,000	6,114,000	125,588,000	5,901,000	146,437,000	7,597,000	120,847,000	9,083,000	139,215,000	8,731,000
Oil cake.....	265,773,000	13,820,000	312,781,000	15,482,000	370,240,000	19,355,000	423,419,000	22,751,000	495,683,000	26,001,000

3-4 EDWARD VII., A. 1904

SESSIONAL PAPER No. 10

Seeds, oleaginous, &c. Fund.	8,749,000	70,816,000	10,088,000	84,832,000	12,758,000	80,488,000	13,809,000	86,129,000	15,538,000
+Silk manufactures "	4,037,000	352,000	4,807,000	384,000	4,967,000	277,000	4,263,000	267,000	4,161,000
Stone, rough and hewn "	5,300,000	54,423,000	4,837,000	74,775,000	3,785,000	78,483,000	3,939,000	82,422,000	3,155,000
Sugar, raw and refined. Fund.	5,103,000	54,423,000	4,833,000	74,775,000	7,577,000	78,483,000	8,565,000	90,551,000	8,425,000
Tobacco leaf and manufac- tured "	5,982,000	10,408,000	5,770,000	9,133,000	5,388,000	9,890,000	6,058,000	9,818,000	6,026,000
Wood and manufactures of "	24,212,000	4,001,000	27,619,000	4,231,000	25,345,000	3,705,000	23,626,000	22,943,000	22,943,000
Wool, raw Fund.	2,792,000	5,494,000	3,156,000	5,489,000	4,374,000	4,900,000	4,261,000	4,835,000	4,071,000
+Wool manufactures, "	16,662,000	5,494,000	17,248,000	5,489,000	18,520,000	4,900,000	18,626,000	4,806,000	16,814,000
Total value of principal and other articles.	416,798,000	462,219,000	492,079,000	526,803,000	512,787,000	526,803,000	512,787,000	512,787,000	512,787,000

+ Exclusive of "Ready-made clothing."

DENMARK.
Total Quantities and Values of the Principal Articles of Domestic Produce Exported (Merchandise only) during the Years ended
December 31, 1897 to 1901, inclusive.

NOTE:—Krone 26·8 cents. Pmd 1·102 lbs. Pot=2·126 galls. Tonder 3·8 bushels of corn, 4·0775 bushels of coal, or 28·92 gallons of beer.

ARTICLES.	1897.			1898.			1899.			1900.			1901.		
	Quantity.	Value.		Quantity.	Value.		Quantity.	Value.		Quantity.	Value.		Quantity.	Value.	
		Kroner.			Kroner.			Kroner.			Kroner.			Kroner.	
Animals: Horses, No.	20,800	12,989,000		15,358	9,272,000		19,882	12,656,000		20,452	13,370,000		17,791	11,488,000	
Cattle, " "	81,160	14,467,000		36,063	6,073,000		37,736	6,711,000		10,578	8,390,000		41,318	8,346,000	
Sheep and goats, " "	6,250	150,000		2,644	69,000		2,469	76,000		2,095	57,000		76	2,000	
Pigs, " "	186	11,000		17	1,000		146	2,000		10	1,000		54	2,000	
Beef, " "	2,085,000	491,000		2,135,000	509,000		2,407,000	590,000		2,243,000	550,000		2,243,000	666,000	
Butter, " "	102,262,000	92,444,000		117,974,000	104,982,000		118,819,000	114,919,000		118,632,000	115,251,000		129,474,000	127,390,000	
" in boxes hermetically sealed, " "	3,807,000	4,339,000		3,444,000	3,651,000		3,596,000	4,096,000		3,618,000	4,269,000		4,209,322	4,635,000	
Biggs, " "	12,227,523	12,906,000		13,201,990	13,525,000		15,037,647	16,664,000		16,612,000	18,107,000		19,014,000	21,238,000	
Fish, fresh, " "	20,787,000	2,349,000		22,939,000	3,450,000		29,839,000	4,476,000		21,681,000	4,441,000		27,528,000	6,390,000	
" preserved and salted, " "	927,000	162,000		655,000	119,000		684,000	130,000		634,000	113,000		519,000	110,000	
Grain and flour:															
Barley, " "	65,980,000	3,745,000		84,520,000	4,801,000		104,075,000	6,138,000		82,534,000	4,442,000		93,004,000	5,007,000	
Wheat, " "	30,448,000	1,951,000		24,326,000	1,779,000		13,122,000	722,000		28,564,000	1,551,000		7,112,000	420,000	
" " "	8,680,000	7,431,000		7,431,000	696,000		4,878,000	399,000		4,577,000	371,000		4,369,000	360,000	
Wheat flour, " "	10,761,000	4,789,000		12,329,000	5,795,000		14,701,000	7,415,000		15,000,000	7,425,000		12,932,000	6,298,000	
" prepared and man- factured, " "	105,023	434,000		62,000	80,000		46,000	59,000		54,000	72,000		64,000	88,000	
Iron and steel manufactures	3,744,000	790,000		5,001,000	1,937,000		5,737,000	2,131,000		4,646,000	2,233,000		4,942,000	2,344,000	
Lard and fat, " "	3,167,000	1,186,000		2,088,000	764,000		2,481,000	919,000		2,667,000	1,190,000		2,564,000	1,345,000	
Meat: Hams, sausages, &c., " "	137,666,000	57,787,000		155,285,000	58,974,000		192,668,000	67,524,000		169,273,000	71,905,000		157,939,000	72,386,000	
Seed, other than oleaginous, " "	2,083,000	789,000		1,513,000	543,000		2,238,000	360,000		700,000	256,000		1,832,000	425,000	
Spirits, " "	394,418	100,000		529,000	125,000		299,000	127,000		327,000	95,000		202,000	77,000	
Stone and manufactures of, Pmd.	2,429,000	694,000		1,818,000	1,364,000		4,906,000	378,000		1,679,000	1,424,000		3,991,000	399,000	
Sugar, " "	10,361,000	439,000		7,407,000	535,000		4,906,000	378,000		5,855,000	475,000		6,633,000	399,000	
Tobacco, manufactured, " "	387,000	452,000		389,000	435,000		446,000	480,000		383,000	426,000		372,000	473,000	
Wood and manufactures of		452,000			632,000			561,000			499,000			482,000	
Wool, raw, " "	1,362,000	1,062,000		1,129,000	869,000		1,996,000	1,790,000		1,370,000	1,370,000		1,386,000	1,178,000	
" manufactures, " "	57,908	151,000		45,000	182,000		48,499	199,000		53,000	249,000		49,000	225,000	
Total value of principal and other articles, " "		243,464,000			238,523,000			270,129,000			281,915,000			292,127,000	

3-4 EDWARD VII., A. 1904

FRANCE.

Total Quantities and Values of the Principal Articles Entered for Home Consumption (Merchandise only) during the Years ended December 31, 1898 to 1902, inclusive.

Note: Franc=19·3 cents. Kilog=2·204 lbs. Ton=2,204 lbs. Hectolitre=22·02 galls.

Articles.	1898.			1899.			1900.			1901.			1902.		
	Quantity.	Value.		Quantity.	Value.		Quantity.	Value.		Quantity.	Value.		Quantity.	Value.	
		Francs.			Francs.			Francs.			Francs.			Francs.	
Animals: Horses..... No.	25,864	27,869,000		28,086	28,683,000		17,207	12,258,000		17,420	13,541,000		17,561	12,184,000	
All other..... " "	1,487,091	42,364,000		1,261,892	33,783,000		1,133,425	27,751,000		1,307,248	38,212,000		1,570,639	50,614,000	
Butter..... Kilog.	6,772,000	19,244,000		6,264,000	18,117,000		6,150,000	18,420,000		6,110,231	18,005,000		5,462,306	16,347,000	
" margarine..... "	163,000	124,000		183,000	172,000		120,528	115,000		157,628	162,000		98,283	123,000	
Cheese..... " "	16,600,000	27,404,000		17,329,000	29,120,000		19,333,290	32,539,000		19,066,505	31,502,000		19,215,439	36,535,000	
Coal and coke..... Tons.	10,459,000	207,191,000		11,897,000	258,252,000		14,601,981	406,833,000		13,925,623	342,792,000		13,641,265	281,736,000	
Coffee, raw..... Kilog.	79,405,000	107,196,000		81,413,000	89,560,000		81,998,764	91,839,000		84,265,279	91,407,000		85,839,747	88,415,000	
Copper, unwrought and wrought..... "	53,280,000	74,990,000		61,428,000	102,250,000		61,913,112	108,004,000		47,264,522	77,212,000		55,027,308	72,037,000	
Cotton, raw..... "	202,612,000	106,188,000		202,816,000	177,607,000		193,362,185	248,872,000		212,683,854	278,632,000		213,579,734	253,089,000	
" yarn..... "	37,561,000		7,837,000		14,894,000		17,661,000		12,276,000	
" manufactures..... "	37,561,000		43,685,000		48,383,000		46,174,000		50,280,000	
Flax..... Kilog.	84,275,000	52,036,000		80,044,000	66,089,000		82,170,769	82,627,000		64,118,905	61,687,000		82,189,370	74,358,000	
Fruit, fresh and preserved..... "	145,621,000	35,480,000		152,428,000	36,596,000		141,350,193	33,143,000		129,761,000	28,577,000		165,379,923	39,625,000	
Fruits and seeds, oleaginous..... "	577,855,000	137,845,000		610,491,000	166,099,000		633,367,416	188,695,000		676,760,144	213,166,000		796,832,192	220,226,000	
Grain and flour, wheat..... "	1,954,546,000	433,556,000		130,494,000	26,516,000		129,452,800	26,195,000		158,308,844	32,375,000		245,745,900	49,696,000	
" flour..... "	38,147,000	13,883,000		19,638,000	6,149,000		20,808,600	6,439,000		25,126,500	7,429,000		29,243,000	8,646,000	
Guano and other manures..... "	245,553,000	19,486,000		229,091,000	18,870,000		198,063,782	14,404,000		210,329,105	13,833,000		163,381,035	11,437,000	
Hides and skins, raw..... "	58,654,000	129,710,000		50,530,000	130,575,000		58,012,000	161,004,000		49,202,000	150,832,000		55,132,712	161,627,000	
Indigo..... "	808,000	8,077,000		792,000	8,711,000		828,991	8,270,000		637,531	5,738,000		610,884	5,498,000	
Jute..... "	82,062,000	32,826,000		67,079,000	30,193,000		72,999,000	29,181,000		91,016,000	31,858,000		118,911,751	47,565,000	
Machinery..... "	55,310,000	64,145,000		87,287,000	103,652,000		117,870,143	142,889,000		102,143,785	120,610,000		94,491,953	106,902,000	
Meat, fresh, salted or preserved..... "	32,307,000		26,788,000		21,344,810	38,556,000		13,065,116	25,093,000		11,401,654	23,529,000	
Nitrate of soda..... "	222,958,000	40,132,000		261,388,000	47,050,000		285,612,715	59,974,000		228,834,136	54,632,000		263,795,470	66,873,000	
Oil, vegetable..... "	56,196,000		61,462,000		50,104,000		56,422,000		46,173,000	
Oil, petroleum..... "	41,109,000		51,510,000		53,295,000		52,585,000		52,802,000	
Silks, raw, and thrown and waste silks, and yarns thereof..... Kilog.	14,100,000	227,743,000		17,893,000	376,882,000		13,826,449	253,014,000		15,397,226	276,447,000		18,404,201	315,978,812	

SESSIONAL PAPER No. 10

Silk manufactures.....	50,897,000	65,374,000	1,481,637	62,098,000	1,535,698	71,266,000	980,977	73,700,000
Sugar : Foreign..... Kilog.	1,028,000	646,000	1,481,637	435,000	1,535,698	358,000	980,977	192,000
French Colonial.....	29,892,000	32,325,000	93,327,809	27,998,000	99,351,059	23,844,000	48,894,359	19,779,000
Tallow, lard, &c.....	24,541,000	24,682,000	30,645,958	23,605,000	28,280,341	21,810,000	16,121,256	13,039,000
Timber, common.....	147,282,000	156,986,000		177,014,000		178,056,000		169,064,000
Wine.....	309,884,000	297,446,000	5,216,554	155,276,000	3,708,090	84,738,000	4,446,916	103,562,000
Wool, raw.....	387,136,000	467,360,000	189,526,949	426,436,000	248,180,803	362,344,000	235,310,513	338,059,000
" manufactures.....	38,317,000	44,168,000		41,976,000		37,492,000		43,074,000
Total value of principal and other articles imported for home consumption (merchandise only).....	4,472,560,000	4,518,300,000		4,697,800,000		4,369,200,000		4,394,000,000
Value of total imports.....	5,382,600,000	5,848,000,000		5,988,600,000		5,606,200,000		5,698,600,000

3-4 EDWARD VII., A. 1904

FRANCE.

TOTAL Quantities and Values of the Principal Articles of Domestic Produce Exported (Merchandise only) during the Years ended December 31, 1898 to 1902, inclusive.

NOTE:—Frane=19.3 cents. Kilog=2.204 lbs. Litre=2.202 galls. Hectolitre=22.02 galls.

ARTICLES.	1898.		1899.		1900.		1901.		1902.		
	Quantity.	Value.	Quantity.	Value.	Quantity.	Value.	Quantity.	Value.	Quantity.	Value.	
		Franks.		Franks.		Franks.		Franks.		Franks.	
Animals: Horses.....	No.	20,689	18,320,000	20,873	19,314,000	20,487	19,750,000	23,290	23,068,000	23,227	24,163,000
All other.....	"	97,057	16,644,000	73,445	13,677,000	81,133	15,465,000	92,557	16,764,000	103,686	19,080,000
Apparel.....			91,752,000	412,139,000	112,339,000	527,092,000	136,692,000	636,092,000	127,430,000	688,823,000	
Brandy and other spirits.....	Litre.	29,927,000	47,950,000	30,317,000	46,641,000	36,401,700	52,588,100	32,588,100	40,342,000	28,791,900	46,024,000
Butter.....	Kilog.	24,981,000	71,358,000	22,283,000	64,845,000	20,257,081	61,205,000	19,533,826	58,469,000	24,489,440	71,463,000
" margarine.....	"	5,721,000	4,348,000	4,963,000	4,616,000	5,236,372	4,755,000	4,495,767	4,631,000	7,729,208	9,662,000
Cheese.....	"	6,856,000	9,534,000	7,836,000	11,362,000	8,376,828	12,565,000	8,071,863	13,157,000	9,319,422	16,369,000
Chemical products.....			75,331,000	83,749,000	83,749,000	88,346,000	88,346,000	86,865,000	86,865,000	86,865,000	90,130,000
Copper wire.....	Kilog.	6,935,000	52,010,000	8,050,000	40,254,000	8,435,000	33,741,000	6,405,900	19,218,000	6,993,600	15,386,000
Cotton, raw.....	"	26,909,000	22,638,000	28,034,000	24,530,000	31,509,743	44,172,000	27,630,885	31,014,000	25,527,627	30,123,000
" manufactures.....			128,738,000	174,293,000	174,293,000	174,293,000	174,293,000	174,293,000	174,293,000	174,293,000	176,000,000
Earthen and glass wares.....			56,588,000	65,276,000	65,276,000	69,978,000	69,978,000	73,510,000	73,510,000	73,510,000	69,060,000
Eggs.....	Kilog.	10,131,000	13,677,000	9,919,000	13,985,000	10,138,638	15,005,000	9,312,100	14,434,000	8,038,832	12,862,000
Fruits.....	"	80,236,000	29,954,000	115,416,000	29,584,000	110,108,860	36,205,000	132,049,706	39,886,000	87,426,132	31,246,000
Grain and flour except malt.....	"	88,161,000	25,696,000	79,684,000	16,371,000	84,252,500	17,863,000	65,278,800	12,772,000	76,554,300	14,633,000
Haberdashery, small fancy wares and toys.....			140,440,000	183,700,000	183,700,000	185,000,000	185,000,000	183,400,000	183,400,000	183,400,000	192,300,000
Hides, raw.....	Kilog.	36,912,000	87,331,000	44,783,000	122,085,000	39,699,763	109,637,000	45,318,260	139,429,000	47,494,753	139,837,000
" tanned or curried.....	"	10,822,000	109,249,000	12,096,000	130,362,000	10,225,250	114,293,000	9,926,766	109,839,000	10,635,908	115,701,000
Jewellery.....			21,974,000	21,293,000	21,293,000	28,987,000	28,987,000	35,057,000	35,057,000	35,057,000	27,733,000
Leather wares.....			73,886,000	75,919,000	75,919,000	70,810,000	70,810,000	67,659,000	67,659,000	67,659,000	62,358,000
Machines and machinery and parts thereof.....	Kilog.	37,490,000	55,034,000	42,323,000	61,513,000	42,524,054	87,361,000	40,266,780	55,954,000	40,325,635	52,539,000
Metals, wares and tools.....			79,065,000	91,500,000	91,500,000	87,200,000	87,200,000	94,200,000	94,200,000	94,200,000	97,000,000
Millinery including artificial flowers.....			62,792,000	94,621,000	94,621,000	115,649,000	115,649,000	129,979,000	129,979,000	129,979,000	136,241,000
Paper and manufactures of.....			118,882,000	49,853,000	56,400,000	54,216,000	54,216,000	57,394,000	57,394,000	57,394,000	58,140,000
Silk, raw, waste and cocoons.....	Kilog.	6,270,000	118,882,000	7,592,000	179,945,000	6,301,983	135,691,000	6,289,687	117,538,000	7,188,024	141,899,000
" and manufactures of.....	"		250,391,000	278,335,000	278,335,000	258,087,000	258,087,000	260,900,000	260,900,000	260,900,000	310,600,000

SESSIONAL PAPER No. 10

Sugar, raw..... Kilog.	183,627,000	50,234,000	231,224,000	65,722,000	399,618,450	109,005,000	471,484,399	100,225,000	201,436,712	35,041,000
" other..... "	127,648,000	37,968,000	150,046,000	46,227,000	187,575,258	57,675,000	191,412,032	52,549,000	163,893,505	38,770,000
Wine..... Hectol.	1 635,000	208,036,000	1,717,000	210,218,000	1,904,831	227,870,000	2,022,321	228,007,000	2,051,588	232,458,000
Wood, common.....		33,308,000		46,310,000		49,608,000		47,852,000		46,645,000
Wool, raw*..... Kilog.	67,950,000	185,740,000	78,658,000	271,704,000	63,778,918	201,605,000	65,905,409	164,449,000	84,566,728	245,127,000
" yarn.....		29,485,000		37,078,000		34,582,000		24,222,000		34,276,000
" manufactures.....		222,838,000		263,963,000		227,222,000		213,600,000		220,300,000
Total value of principal and other articles of domestic produce exported (merchandise only).....		3,510,900,000		4,152,600,000		4,108,700,000		4,012,500,000		4,252,200,000
Value of total exports.....		4,673,500,000		5,533,500,000		5,521,600,000		5,219,700,000		5,597,000,000

*Including combed and waste wool.

3-4 EDWARD VII., A. 1904

GERMANY (Zollverein. See Foot Note).

VALUE of the Total Imports Entered for Consumption and Exports of Domestic Produce (Merchandise only) from and to each Principal Country during the Years ended December 31, 1898 to 1902, inclusive.

NOTE.—Mark = 23.8 cents.

		IMPORTS.					EXPORTS.					
		1899.	1900.	1901.	1902.	COUNTRIES.						
1898.	Marks.	Marks.	Marks.	Marks.	Marks.	1898.	Marks.	1899.	1900.	1901.	1902.	Marks.
566,325,000		672,967,000	719,190,000	552,685,000	557,311,000	Great Britain.....	740,727,000	801,496,000	861,832,000	906,749,000	958,230,000	
5,553,000		6,527,000	6,772,000	5,472,000	7,811,000	Africa East, not German.....	2,950,000	3,793,000	7,820,000	3,579,000	6,180,000	
3,816,000		3,652,000	4,612,000	4,253,000	4,887,000	" West, German.....	7,021,000	10,873,000	12,301,000	10,851,000	9,879,000	
35,995,000		41,913,000	46,309,000	49,546,000	60,465,000	" Other.....	12,961,000	16,533,000	16,243,000	12,607,000	13,092,000	
4,007,000		5,050,000	8,995,000	7,455,000	9,189,000	Algeria and Tunis.....	531,000	744,000	873,000	924,000	1,104,000	
143,248,000		194,430,000	292,523,000	200,759,000	201,742,000	Argentine and Patagonia.....	42,723,000	52,337,000	63,702,000	54,222,000	47,231,000	
627,199,000		715,506,000	704,422,000	683,019,000	695,489,000	Austria-Hungary.....	426,405,000	449,903,000	486,315,000	464,301,000	480,374,000	
86,657,000		121,061,000	117,585,000	107,762,000	129,157,000	Australasia.....	32,842,000	37,850,000	47,919,000	52,226,000	45,909,000	
197,078,000		243,410,000	215,498,000	182,598,000	194,472,000	Belgium.....	187,180,000	206,996,000	253,063,000	235,968,000	260,688,000	
3,789,000		5,699,000	7,538,000	7,326,000	5,773,000	Bolivia.....	1,974,000	2,762,000	4,394,000	3,568,000	2,545,000	
200,291,000		90,451,000	112,631,000	112,978,000	117,071,000	Brazil.....	45,136,000	46,470,000	45,649,000	35,471,000	43,825,000	
220,942,000		230,460,000	224,712,000	214,811,000	238,352,000	British East Indies.....	57,130,000	65,255,000	69,948,000	79,548,000	70,223,000	
5,852,000		4,249,000	6,383,000	7,394,000	23,910,000	" North America.....	23,910,000	20,003,000	20,003,000	26,491,000	38,734,000	
19,735,000		29,069,000	18,623,000	21,949,000	26,199,000	" South Africa.....	14,556,000	11,304,000	12,459,000	19,938,000	33,053,000	
7,908,000		7,760,000	9,543,000	5,905,000	6,604,000	" West Indies.....	1,601,000	2,080,000	1,509,000	2,017,000	2,043,000	
1,798,000		1,170,000	1,607,000	3,601,000	6,813,000	Bulgaria*.....	5,707,000	5,619,000	4,689,000	5,980,000	5,352,000	
26,213,000		29,567,000	28,767,000	35,290,000	32,904,000	Central America.....	4,543,000	4,054,000	5,383,000	5,877,000	6,472,000	
75,192,000		88,996,000	88,491,000	99,739,000	90,737,000	Chile.....	20,329,000	28,144,000	39,905,000	34,037,000	32,277,000	
21,721,000		21,317,000	23,318,000	22,826,000	29,506,000	China, Hong-Kong and Macao.....	48,010,000	50,647,000	52,730,000	47,541,000	48,788,000	
7,731,000		8,054,000	6,212,000	5,652,000	4,592,000	Colombia.....	5,648,000	4,974,000	2,250,000	4,319,000	4,101,000	
12,513,000		12,847,000	11,840,000	12,407,000	14,601,000	Cuba and Porto-Rico.....	4,623,000	9,743,000	11,783,000	10,524,000	12,424,000	
65,057,000		74,001,000	69,694,000	67,470,000	73,975,000	Denmark.....	111,411,000	124,118,000	124,069,000	117,521,000	130,336,000	
61,933,000		62,379,000	83,692,000	96,746,000	90,881,000	Dutch East Indies.....	18,797,000	19,547,000	27,349,000	26,012,000	23,545,000	
8,351,000		9,355,000	10,740,000	8,544,000	8,025,000	Ecuador.....	3,064,000	3,471,000	5,483,000	3,603,000	2,517,000	
24,573,000		28,791,000	39,580,000	31,808,000	45,599,000	Egypt.....	9,671,000	9,671,000	14,363,000	16,547,000	17,549,000	
201,486,000		298,190,000	302,593,000	272,243,000	303,623,000	France.....	205,187,000	216,380,000	276,942,000	248,909,000	252,647,000	
8,353,000		8,351,000	9,180,000	11,198,000	11,198,000	Greece.....	5,490,000	5,007,000	6,594,000	6,543,000	6,934,000	
15,395,000		18,919,000	20,346,000	22,810,000	22,810,000	Hanse Towns.....	65,335,000	78,815,000	80,372,000	83,863,000	71,278,000	
8,806,000		9,434,000	10,006,000	8,253,000	6,515,000	Haiti and San Domingo.....	1,352,000	1,219,000	2,277,000	2,287,000	1,631,000	
180,949,000		146,741,000	208,913,000	191,950,000	195,081,000	Holland.....	278,142,000	320,608,000	364,458,000	371,946,000	391,851,000	
160,655,000		193,368,000	181,135,000	177,859,000	188,918,000	Italy.....	92,251,000	111,819,000	123,117,000	123,287,000	125,373,000	

GERMANY (Zollverein. See Foot Note.)

Total Quantities and Values of the Principal Articles Entered for Consumption (Merchandise only) during the Years ended December 31, 1898 to 1902, inclusive.

Note:—Mark 23·8 cents. Kilog. = 2·204 lbs.

ARTICLES.	1898.		1899.		1900.		1901.		1902.	
	Quantity.	Value.	Quantity.	Value.	Quantity.	Value.	Quantity.	Value.	Quantity.	Value.
		Marks.		Marks.		Marks.		Marks.		Marks.
Animals:										
Horses..... No.	121,806	91,912,000	118,796	88,794,000	111,336	77,556,000	100,321	78,633,000	111,667	92,425,000
Oxen..... " "	264,425	59,007,000	272,198	63,461,000	287,152	68,265,000	320,097	76,116,000	407,746	109,135,000
Pigs, &c..... 100 Kilogs.	5,641,101	44,768,000	6,878,105	57,641,000	8,293,328	73,211,000	8,110,827	71,602,000	7,597,688	64,286,000
Caoutchouc and gutta percha " "	100,979	54,528,000	137,037	76,711,000	134,211	73,818,000	130,224	48,226,000	150,288	60,955,000
Clover seed, &c..... "	206,099	92,893,000	315,274	30,459,000	284,103	28,538,000	239,307	22,590,000	303,455	32,775,000
Coal..... "	58,203,322	68,950,000	62,203,000	85,401,000	73,810,000	134,880,000	62,973,887	92,518,000	64,256,579	89,932,000
Cocoa, raw..... "	138,602	23,224,000	182,723	24,947,000	192,542	28,711,000	183,172	24,730,000	206,870	26,181,000
Coffee, raw..... "	1,532,701	137,028,000	1,561,373	128,037,000	1,608,261	155,828,000	1,719,743	147,714,000	1,714,347	143,161,000
Copper, raw and scrap..... "	780,101	83,460,000	750,836	110,046,000	881,651	134,265,000	631,556	90,769,000	804,182	89,085,000
Cotton, raw and waste..... "	3,910,431	250,792,000	3,668,847	243,310,000	3,585,303	340,735,000	3,735,842	315,786,000	3,914,213	341,221,000
" yarn..... "	231,451	53,868,000	249,031	55,585,000	199,633	62,433,000	169,496	48,359,000	171,276	51,154,000
" manufactures..... "	63,170	31,333,000	62,692	32,576,000	61,034	35,281,000	58,912	31,484,000	62,713	34,713,000
Eggs..... "	1,058,338	85,167,000	1,255,786	96,309,000	1,181,697	103,227,000	1,161,865	104,773,000	1,281,538	115,071,000
Flax..... "	502,610	24,930,000	496,775	23,781,000	432,791	32,763,000	403,361	31,249,000	470,340	35,039,000
Grain, flour and meal:—										
Barley..... "	11,530,671	132,776,000	11,012,499	127,886,000	7,831,379	92,484,000	8,997,487	105,448,000	11,275,557	127,832,000
Buckwheat..... "	275,209	3,159,000	262,168	3,270,000	285,030	3,594,000	318,464	4,227,000	277,744	3,697,000
Corn..... "	15,805,856	126,387,000	16,265,952	135,182,000	13,811,575	128,868,000	14,933,189	119,731,000	9,005,796	95,359,000
Malt..... "	935,940	22,634,000	1,032,378	23,740,000	1,098,526	24,708,000	983,429	22,117,000	978,915	21,136,000
Oats..... "	4,562,013	54,299,000	2,591,473	28,468,000	4,623,514	46,736,000	4,125,364	47,313,000	3,892,538	47,716,000
Rice..... "	3,241,547	48,841,000	3,673,749	57,871,000	2,905,538	46,833,000	2,583,305	39,036,000	3,659,142	52,453,000
Rye..... "	9,140,723	102,593,000	5,612,513	64,834,000	8,333,333	96,049,000	8,637,051	89,474,000	9,769,417	104,837,000
Wheat..... "	14,774,554	231,447,000	13,798,505	180,353,000	12,938,638	171,117,000	21,342,003	282,702,000	20,743,304	271,633,000
Wheat flour..... "	282,424	6,877,000	420,315	8,537,000	336,730	7,090,000	384,700	7,911,000	315,448	6,763,000
Grease..... "	1,421,658	83,127,000	1,333,283	80,623,000	1,254,690	88,783,000	1,246,485	106,727,000	1,038,621	169,681,000
Herrings..... " Pigs.	1,388,374	32,667,000	1,095,865	35,794,000	1,135,838	38,011,000	1,229,781	41,417,000	1,287,576	49,882,000
Hides and skins, raw..... 100 Kilogs.	1,331,359	141,479,000	1,160,538	144,453,000	1,288,271	163,932,000	1,229,781	154,377,000	1,287,576	182,374,000
Indigo..... "	10,362	8,299,000	11,078	8,369,000	5,643	4,691,000	6,091	4,264,000	3,257	3,687,000
Iron ore..... "	35,165,772	54,484,000	41,653,722	70,248,000	41,078,339	75,182,000	43,700,217	69,703,000	39,574,028	59,235,000
" pig..... "	3,845,607	13,616,000	6,126,518	39,935,000	7,267,119	58,417,000	2,675,033	17,035,000	1,430,400	8,565,000

SESSIONAL PAPER No. 10

Iron and ironware (except pig iron)	1,392,468	48,593,000	2,271,874	67,609,000	2,564,001	78,995,000	1,334,791	49,520,000	1,158,779	43,263,000
Linseed	2,639,463	50,579,000	2,660,191	54,899,000	2,675,714	71,057,000	2,339,299	63,555,000	2,459,339	64,232,000
Machinery and locomotives ..	821,937	52,525,000	937,570	65,686,000	988,558	99,757,000	681,221	60,538,000	507,533	45,301,000
Oil : Petroleum, all sorts.....	9,056,900	61,984,000	9,110,688	74,336,000	9,377,227	78,773,000	9,274,629	65,518,000	9,391,294	66,500,000
Oil-cake	4,795,082	53,164,000	4,806,342	54,157,000	4,996,149	60,855,000	5,336,309	61,037,000	4,873,809	58,470,000
— Palm-kernels, &c.	1,153,957	26,437,000	1,289,925	30,419,000	1,489,575	35,826,000	1,510,371	37,710,000	1,849,091	51,092,000
— Saltpetre	4,269,493	62,325,000	5,287,287	78,376,000	4,865,907	78,305,000	5,310,969	90,623,000	4,689,129	82,484,000
— Silk, unmanufactured	58,313	136,139,000	61,943	139,224,000	56,032	134,429,000	56,812	128,653,000	63,687	147,001,000
— Timber, staves, osiers, &c. ..	47,725,712	308,698,000	48,182,970	290,322,000	50,464,739	241,196,000	44,682,029	185,738,000	39,321,296	185,629,000
— Tobacco, leaf and unmanufactured ..	619,132	106,958,000	618,913	106,020,000	626,333	115,366,000	632,191	129,983,000	632,767	109,064,000
— Wine, in casks and bbls.....	712,971	42,141,000	750,491	44,316,000	802,964	48,879,000	798,297	40,359,000	759,780	41,621,000
Wool, raw.....	1,768,051	241,406,000	1,776,436	328,426,000	1,381,135	261,615,000	1,501,711	231,067,000	1,618,637	273,946,000
Woollen yarn	231,711	92,239,000	264,538	113,561,000	247,496	110,575,000	203,282	82,873,000	225,933	86,601,000
— cloths and stuffs	16,536	16,709,000	17,406	12,241,000	20,003	15,726,000	16,291	11,163,000	17,862	12,605,000
Total value of principal and other articles.....	5,080,600,000	5,483,096,000	5,483,096,000	5,765,600,000	5,765,600,000	5,421,235,000	5,421,235,000	5,631,000,000	5,631,000,000	5,631,000,000

NOTE :—The free port of Hamburg and certain parts of Baden, as also Heligoland, are not included under the Zollverein.

3 4 EDWARD VII., A. 1914

GERMANY (Zollverein. See Foot Note.)
 TOTAL Quantities and Values of the Principal Articles of Domestic Produce Exported (Merchandise only) during the Years ended
 December 31, 1898 to 1902, inclusive.

NOTE:—Mark=23·8 cents. Kilog=2·204 lbs.

ARTICLES.	1898.		1899.		1900.		1901.		1902.	
	Quantity	Value.	Quantity.	Value.	Quantity.	Value.	Quantity.	Value.	Quantity.	Value.
		Marks.		Marks.		Marks.		Marks.		Marks.
Animals: Horses..... No.	8,760	9,713,000	9,591	10,384,000	10,912	10,327,000	10,541	7,959,000	10,955	7,598,000
Other..... " 100 Kilogs.	177,288	8,546,000	153,470	6,907,000	175,828	8,038,000	208,410	9,446,000	188,379	9,318,000
Beer..... " "	910,391	18,290,000	966,812	19,594,000	1,113,730	22,228,000	1,169,020	22,780,000	1,122,114	22,344,000
Books, maps, engravings, " "	176,916	128,818,000	180,162	132,799,000	201,630	148,480,000	201,688	169,206,000	210,831	187,786,000
Books, maps, engravings, " "	29,343	5,625,000	27,652	5,491,000	26,591	5,632,000	25,290	5,454,000	22,486	5,086,000
Butter, including margarine " "	139,892,296	159,702,000	139,431,737	180,185,000	152,758,052	216,498,000	152,662,666	209,682,000	161,011,411	208,885,000
Coal..... " "	21,331,789	40,791,000	21,373,849	45,962,000	22,291,880	55,769,000	20,969,909	32,757,000	21,823,834	46,785,000
Cotton, raw and waste..... " "	476,870	28,318,000	506,278	31,273,000	510,091	43,473,000	470,082	35,468,000	537,847	44,062,000
" yarn..... " "	82,050	19,602,000	96,878	22,891,000	113,255	29,134,000	120,775	28,537,000	130,243	31,703,000
" manufactures..... " "	359,484	181,616,000	378,727	206,804,000	415,864	245,298,000	384,117	220,305,000	443,736	259,791,000
Dyes, aniline and similar..... " "	197,123	71,950,000	227,046	92,045,000	237,812	77,289,000	250,298	79,631,000	288,062	89,299,000
Glass and glasswares..... " "	1,124,272	39,667,000	1,218,855	42,596,000	1,267,925	46,676,000	1,297,198	48,877,000	1,392,385	48,005,000
Grain and other agricultural products..... " "	7,768,678	119,429,000	8,274,244	122,531,000	9,513,598	139,139,000	8,529,934	121,444,000	7,833,936	109,010,000
Hops..... " "	74,276	27,135,000	76,978	27,653,000	96,483	25,286,000	65,900	14,598,000	102,978	25,491,000
Instruments, musical..... " "	151,360	37,950,000	162,036	34,105,000	163,737	40,549,000	172,751	45,478,000	166,756	42,794,000
Iron, pig..... " "	1,873,751	10,136,000	1,820,907	12,691,000	1,294,086	10,242,000	1,504,475	8,762,000	3,472,563	19,192,000
" bars malleable..... " "	2,636,980	30,649,000	1,993,328	27,052,000	1,556,364	19,580,000	1,899,775	20,047,000	3,608,137	36,127,000
" wares, coarse..... " "	3,202,019	149,886,000	3,487,451	181,978,000	3,540,397	194,624,000	3,898,057	192,209,000	4,354,664	212,077,000
" fine..... " "	289,450	77,835,000	350,000	98,627,000	421,112	123,451,000	442,061	128,599,000	462,421	131,830,000
" wire..... " "	1,887,132	26,494,000	1,543,322	25,250,000	1,698,992	29,858,000	2,477,576	33,060,000	2,335,130	29,884,000
Leather, dressed, dyed..... " "	109,680	62,797,000	126,770	71,587,000	122,012	72,467,000	119,605	74,268,000	136,732	93,123,000
" wares, except gloves " "	69,374	63,314,000	68,064	72,043,000	71,232	52,497,000	64,886	42,118,000	64,806	41,369,000
Machinery and locomotives, " "	1,862,177	136,029,000	2,194,939	176,241,000	2,343,177	215,897,000	2,142,073	187,411,000	2,187,680	183,191,000
Paper and paperware..... " "	1,828,025	95,915,000	1,837,503	97,293,000	2,171,085	119,896,000	1,872,332	105,782,000	2,359,250	109,322,000
Silk manufactures..... " "	50,197	128,774,000	53,070	142,695,000	59,716	139,522,000	47,716	137,261,000	50,186	146,195,000
Skins, dressed..... " "	21,742	32,023,000	19,332	32,126,000	22,806	42,729,000	25,558	45,594,000	27,083	51,160,000
Spirits..... " "	382,018	12,114,000	372,706	11,404,000	524,345	7,482,000	257,169	6,273,000	439,257	8,106,000
Sugar, raw..... " "	5,166,601	94,187,000	4,935,313	97,719,000	5,629,958	111,192,000	4,734,191	70,694,000	4,952,157	62,156,000

SESSIONAL PAPER No. 10

Sugar, refined 100 Kilogs.	5,158,607	118,170,000	4,457,000	105,840,000	4,434,701	105,146,000	6,150,269	126,132,000	5,787,082	97,266,000
Wearing apparel "	90,794	96,284,000	97,686	130,142,000	104,403	131,279,000	98,542	149,144,000	100,813	147,162,000
Wool, raw "	90,047	20,441,000	90,356	24,201,000	78,846	21,939,000	97,855	21,757,000	114,385	29,711,000
Woolen yarn "	85,724	44,892,000	89,003	57,316,000	88,301	56,807,000	101,131	36,310,000	108,864	62,400,000
" cloths and stuffs "	218,594	143,875,000	215,072	155,538,000	226,919	178,251,000	230,080	163,014,000	244,581	175,060,000
Total value of principal and other articles	3,756,600,000	4,207,049,000	4,611,400,000	4,431,448,000	4,077,785,000

NOTE:—The free port of Hamburg and certain parts of Baden, as also Heligoland, are not included under the Zollverein. + Includes 'Sugar, soft refined.'

3-4 EDWARD VII., A. 1904

HOLLAND (Netherlands).

VALUE of the Total Imports Entered for Consumption and Exports of Domestic Produce from and to each Principal Country during the Years ended December 31, 1897 to 1901, inclusive. (*Including Coin and Bullion.*)

NOTE:—Gulden = 40/2 cents.

		IMPORTS.					EXPORTS.					
		COUNTRIES.										
1897.	1898.	1899.	1900.	1901.						1900.	1901.	
Gulden.	Gulden.	Gulden.	Gulden.	Gulden.						Gulden.	Gulden.	
269,907,000	269,002,000	276,969,000	288,292,000	248,289,000	Great Britain.....	321,930,000	337,803,000	348,672,000	382,587,000	425,667,000		
5,015,000	4,068,000	3,651,000	4,429,000	5,114,000	Africa, East Coast.....	9,702,000	2,082,000	1,701,000	1,375,000	1,322,000		
2,756,000	8,940,000	40,505,000	47,704,000	28,401,000	" West Coast.....	1,927,000	2,614,000	2,322,000	3,114,000	2,818,000		
2,068,000	1,719,000	4,435,000	5,254,000	4,122,000	Argentina-Republic.....	668,000	530,000	808,000	781,000	1,829,000		
186,403,000	209,410,000	203,761,000	207,936,000	225,533,000	Australasia.....	53,000	9,000	2,000	288,000	288,000		
16,059,000	21,347,000	21,140,000	33,226,000	29,028,000	Belgium.....	165,772,000	160,916,000	159,417,000	175,683,000	175,365,000		
36,033,000	52,635,000	45,427,000	39,916,000	45,849,000	Brazil.....	3,449,000	1,805,000	1,937,000	2,886,000	2,318,000		
602,000	3,374,000	601,000	252,000	1,072,000	British India.....	635,000	169,000	385,000	192,000	192,000		
4,387,000	3,738,000	6,912,000	11,514,000	8,879,000	" North America.....	4,979,000	6,340,000	6,647,000	6,942,000	7,721,000		
895,000	922,000	1,137,000	1,370,000	1,400,000	Cape of Good Hope.....	3,435,000	3,856,000	4,310,000	3,747,000	4,091,000		
19,696,000	21,477,000	21,922,000	22,642,000	22,770,000	Chile.....	35,381,000	32,180,000	44,126,000	20,941,000	12,902,000		
305,257,000	343,734,000	333,526,000	387,415,000	407,916,000	Dutch Guiana.....	790,254,000	814,425,000	834,634,000	911,421,000	900,805,000		
5,561,000	5,063,000	9,591,000	9,591,000	5,958,000	France.....	1,180,000	1,756,000	1,979,000	1,711,000	1,751,000		
4,805,000	6,439,000	6,788,000	8,575,000	5,590,000	Germany.....	7,162,000	8,855,000	7,755,000	9,745,000	9,654,000		
2,892,000	871,000	5,876,000	321,000	892,000	Greece.....	60,311,000	63,662,000	68,140,000	63,784,000	61,495,000		
217,358,000	200,833,000	289,065,000	272,521,000	323,530,000	Italy.....	5,418,000	6,046,000	7,552,000	8,833,000	8,180,000		
9,104,000	12,201,000	9,168,000	17,086,000	10,069,000	Japan.....	1,074,000	1,655,000	2,035,000	2,392,000	3,499,000		
16,796,000	20,722,000	21,519,000	18,360,000	16,507,000	Java and Madura.....	816,000	3,816,000	3,925,000	2,453,000	2,946,000		
8,296,000	8,774,000	8,553,000	10,165,000	11,820,000	Norway.....	6,912,000	7,491,000	8,438,000	10,920,000	8,286,000		
31,236,000	25,445,000	18,799,000	29,555,000	41,281,000	Peru and Bolivia.....	2,468,000	4,197,000	4,391,000	4,551,000	4,710,000		
248,786,000	164,145,000	204,947,000	184,547,000	160,031,000	Portugal.....	3,657,000	4,197,000	4,276,000	4,181,000	5,645,000		
31,669,000	37,731,000	40,877,000	44,945,000	40,463,000	Romania.....	4,944,000	6,151,000	4,388,000	5,469,000	6,312,000		
17,661,000	19,297,000	19,318,000	20,720,000	19,354,000	Russia.....							
9,874,000	7,862,000	5,058,000	6,539,000	5,514,000	Spain.....							
					Sweden.....							
					Turkey.....							

SESSIONAL PAPER No. 10

234,180,000	279,313,000	297,132,000	283,509,000	303,091,000	United States	44,982,000	43,475,000	60,715,000	64,629,000	79,242,000
17,639,000	6,628,000	12,316,000	11,476,000	14,282,000	Other Countries	2,032,000	2,704,000	5,055,000	6,623,000	7,728,000
1,706,145,000	1,735,746,000	1,316,485,000	1,907,840,000	2,047,082,000	Totals	1,479,147,000	1,515,851,000	1,582,644,000	1,695,251,000	1,733,686,000

3-4 EDWARD VII., A. 1904

HOLLAND (Netherlands).

Total Quantities and Values of the Principal Articles Entered for Consumption (Merchandise only) during the Years ended December 31, 1897 to 1901, inclusive.

NOTE:—Gulden=40·2 cents. Kilog.=2·204 lbs. Tonnen = 2,204 lbs. Tonnen = 2,202 galls.

ARTICLES.	1897.		1898.		1899.		1900.		1901.	
	Quantity.	Value.	Quantity.	Value.	Quantity.	Value.	Quantity.	Value.	Quantity.	Value.
		Gulden.		Gulden.		Gulden.		Gulden.		Gulden.
Ceal	4,452,000	49,516,000	5,146,000	51,456,000	5,220,000	52,195,000	5,963,000	59,632,000	5,363,000	53,627,000
Coffee, raw	108,951,000	47,939,000	110,959,000	48,822,000	118,332,000	52,066,000	114,487,000	50,375,000	118,815,000	52,279,000
Copper ore	131,420,000	21,027,000	156,250,000	25,000,000	181,358,000	29,017,000	183,356,000	29,337,000	180,750,000	28,920,000
" unwrought	50,257,000	30,237,000	47,380,000	47,380,000	44,351,000	44,351,000	53,134,000	53,134,000	39,172,000	39,172,000
Cotton, raw	32,144,000	19,286,000	40,005,000	24,003,000	41,834,000	25,100,000	42,063,000	25,202,000	42,059,000	25,235,000
" yarn	29,841,000	29,841,000	29,781,000	29,781,000	29,263,000	29,263,000	13,189,000	13,966,000	26,858,000	26,858,000
" manufactures	12,939,000	12,939,000	14,355,000	14,355,000	13,189,000	13,189,000	13,189,000	14,966,000	15,914,000	15,914,000
Drugs, Peruvian bark	164,269,000	164,269,000	211,287,000	211,287,000	228,006,000	228,006,000	228,006,000	202,439,000	243,928,000	243,928,000
Dye-stuffs	12,626,000	12,626,000	14,501,000	14,501,000	17,703,000	17,703,000	17,703,000	18,424,000	17,694,000	17,694,000
Flour and meal	175,153,000	52,546,000	196,373,000	58,912,000	225,381,000	67,614,000	298,171,000	62,432,000	232,517,000	69,755,000
Grain, wheat	1,110,430,000	144,359,000	1,047,377,000	136,159,000	933,759,000	121,649,000	1,017,333,000	129,611,000	1,310,390,000	170,339,000
" barley	328,128,000	26,250,000	380,562,000	30,445,000	327,891,000	26,251,000	290,353,000	29,828,000	305,918,000	24,373,000
" rye	506,216,000	45,559,000	448,170,000	40,335,000	407,907,000	36,649,000	598,985,000	45,069,000	526,375,000	47,374,000
" maize	511,979,000	33,279,000	702,481,000	43,661,000	739,319,000	47,939,000	634,730,000	41,257,000	30,769,000	30,769,000
" oats	292,471,000	23,398,000	240,347,000	19,228,000	283,522,000	22,842,000	371,726,000	29,738,000	419,097,000	25,628,000
Hides and skins, raw	19,872,000	19,872,000	19,573,000	19,573,000	19,804,000	19,804,000	19,804,000	20,387,000	22,976,000	22,976,000
Indigo	1,465,000	8,789,000	1,302,000	7,813,000	898,000	5,387,000	729,000	4,319,000	1,028,000	6,168,000
Iron, pig	26,317,000	26,317,000	22,965,000	22,965,000	22,965,000	22,965,000	22,965,000	41,237,000	21,282,000	21,282,000
" in bars, hoops, plates, &c.	37,192,000	37,192,000	43,534,000	43,534,000	45,118,000	45,118,000	45,118,000	41,835,000	63,435,000	63,435,000
" wires, nails, wire, &c.	34,660,000	34,660,000	34,148,000	34,148,000	35,933,000	35,933,000	35,933,000	38,874,000	41,647,000	41,647,000
Machinery and locomotives of all kinds	13,537,000	13,537,000	15,300,000	15,300,000	18,271,000	18,271,000	18,271,000	20,486,000	20,468,000	20,468,000
Margarine, oil-o.	41,296,000	18,583,000	47,623,000	21,430,000	44,861,000	20,188,000	48,663,000	21,898,000	49,161,000	22,078,000
Oil, palm	17,348,000	8,674,000	18,271,000	9,135,000	20,850,000	10,425,000	20,989,000	10,493,000	23,696,000	11,848,000
" mineral	160,076,000	160,076,000	169,023,000	169,023,000	162,099,000	162,099,000	168,817,000	12,103,000	180,238,000	12,952,000
Potash, pearl-ash, soda, &c.	42,452,000	11,419,000	38,114,000	9,910,000	34,942,000	9,685,000	36,082,000	9,381,000	8,377,000	8,377,000
Rice	149,849,000	41,935,000	177,937,000	53,381,000	193,390,000	58,017,000	160,353,000	48,106,000	54,927,000	54,927,000
Salt-petre, unrefined	72,534,000	21,746,000	84,782,000	25,435,000	93,351,000	29,805,000	104,855,000	30,651,000	91,387,000	27,416,000
Seeds, linseed, codza, &c.	32,916,000	32,916,000	29,417,000	29,417,000	30,348,000	30,348,000	30,348,000	30,651,000	28,802,000	28,802,000
Spelter or zinc	12,994,000	12,994,000	14,412,000	14,412,000	14,568,000	14,568,000	14,568,000	15,207,000	15,336,000	15,336,000

SESSIONAL PAPER No. 10

Steel and manufactures, also rails and wire

Stone for paving.....1,000 Kilogs.	49,420,000	106,678	48,408,000	36,497,000	118,592	47,590,000	181,459	74,420,000
Sugar, raw.....Kilog.	38,844,000	53,989,000	42,071,000	47,437,000	42,377,000	62,880,000	181,459	72,584,000
Tallow, lard and other fat....."	20,257,000	67,660,000	18,896,000	14,832,000	41,963,000	14,687,000	79,574,000	72,584,000
Tea....."	22,331,000	3,214,000	24,244,000	25,416,000	67,537,000	23,791,000	70,432,000	24,677,000
Timber, rough and sawn....."	7,068,000	48,784,000	8,086,000	8,077,000	3,231,000	8,753,000	3,603,000	9,023,000
Tin, unwrought.....Kilog.	18,940,000	21,834,000	47,547,000	51,560,000	20,809,000	54,568,000	50,710,000	50,710,000
Tobacco, leaf....."	18,940,000	19,211,000	21,834,000	20,809,000	23,785,000	23,785,000	24,574,000	24,574,000
Wine.....Litre.	18,044,000	11,273,000	9,603,000	9,297,000	20,920,000	10,400,000	20,694,000	24,574,000
Wool, raw, combed and carded.....Kilog.	4,414,000	13,454,000	4,509,000	4,360,000	12,430,000	4,372,000	11,419,000	10,327,000
Woolen yarn....."	15,172,000	5,941,000	16,370,000	16,821,000	10,848,000	13,279,000	17,747,000	21,437,000
" manufactures....."	5,941,000	9,933,000	5,417,000	5,942,000	10,538,000	5,509,000	4,618,000	4,618,000
" manufactures....."	9,933,000		9,798,000	10,538,000		10,719,000		10,502,000
Total value of principal and other articles.....	1,683,951,000		1,763,090,000	1,906,279,000		1,950,603,000		2,029,371,000

3-4 EDWARD VII., A. 1904

HOLLAND (Netherlands).

Total Quantities and Values of the Principal Articles of Domestic Produce Exported (Merchandise only) during the Years ended December 31, 1897 to 1901, inclusive.

Note:—Gulden = 40 2 cents. Kilog = 2 204 lbs. Litre = 2202 galls.

ARTICLES.	1897.		1898.		1899.		1900.		1901.	
	Quantity.	Value.	Quantity.	Value.	Quantity.	Value.	Quantity.	Value.	Quantity.	Value.
Animals living—		Gulden.		Gulden.		Gulden.		Gulden.		Gulden.
Cattle, sheep and pigs No.	88,304	3,114,000	119,206	3,806,000	131,489	4,542,000	127,338	1,777,000	116,144	4,191,000
Bran Kilog.	35,907,000	10,772,000	35,876,000	10,763,000	38,925,000	11,678,000	40,088,000	12,026,000	45,259,000	13,578,000
Butter "	17,625,000	17,625,000	19,948,000	19,948,000	20,379,000	20,379,000	22,572,000	22,572,000	22,065,000	22,065,000
Candles "	9,673,000	9,673,000	8,074,000	8,074,000	6,985,000	6,985,000	6,349,000	6,349,000	5,734,000	5,734,000
Cheese Kilog.	38,066,000	13,334,000	39,440,000	13,804,000	45,332,000	13,936,000	45,308,000	16,068,000	47,296,000	16,553,000
Coffee "	56,278,000	24,762,000	61,644,000	27,124,000	72,925,000	32,087,000	73,186,000	33,214,000	74,112,000	32,741,000
Copper ore "	139,477,000	22,316,000	169,362,000	27,098,000	185,197,000	29,632,000	225,143,000	36,023,000	191,755,000	30,678,000
Copper unwrought "	42,596,000	42,596,000	46,826,000	46,826,000	41,307,000	41,307,000	51,754,000	51,754,000	37,105,000	37,105,000
Cotton, raw "	17,939,000	10,758,000	20,180,000	12,108,000	22,976,000	13,786,000	23,978,000	14,387,000	21,838,000	13,103,000
" yarn "	9,277,000	9,277,000	8,202,000	8,202,000	6,391,000	6,391,000	6,004,000	6,004,000	4,182,000	4,182,000
" manufactures "	32,822,000	32,822,000	33,286,000	33,286,000	32,716,000	32,716,000	34,279,000	34,279,000	34,872,000	34,872,000
Drugs, Peruvian bark Kilog.	5,647,000	225,860,000	5,375,000	215,008,000	5,576,000	223,049,000	5,113,000	204,508,000	5,611,000	224,422,000
" all other "	14,078,000	14,078,000	11,559,000	11,559,000	13,552,000	13,552,000	14,309,000	14,309,000	16,052,000	16,052,000
Dyes "	83,701,000	15,199,000	97,698,000	15,744,000	87,750,000	15,791,000	107,501,000	19,026,000	117,961,000	22,404,000
Fish, fresh and preserved Kilog.	20,084,000	14,433,000	20,192,000	14,322,000	18,326,000	13,150,000	24,053,000	17,253,000	29,639,000	21,233,000
Flax, raw "	886,803,000	117,387,000	832,108,000	110,076,000	735,026,000	97,848,000	769,870,000	102,529,000	1,025,762,000	134,567,000
Wheat and wheat flour "	339,519,000	36,519,000	302,823,000	32,616,000	238,170,000	27,768,000	348,210,000	37,465,000	301,174,000	32,233,000
Rye and rye flour "	254,394,000	20,352,000	206,519,000	16,322,000	190,107,000	19,049,000	317,893,000	23,432,000	286,706,000	22,966,000
Oats "	786,000	5,504,000	674,000	4,715,000	1,211,000	8,483,000	1,349,000	9,442,000	1,053,000	6,523,000
Hair, manufactured "	23,423,000	23,423,000	17,963,000	17,963,000	19,217,000	19,217,000	32,005,000	19,049,000	16,160,000	20,535,000
Hides and skins, raw "	13,499,000	13,499,000	14,989,000	14,989,000	13,280,000	13,280,000	16,160,000	16,160,000	22,386,000	18,162,000
Iron, pig "	34,176,000	34,176,000	33,658,000	33,658,000	30,963,000	30,963,000	35,982,000	35,982,000	38,821,000	38,821,000
" in bars, rods, rails "	16,359,000	16,359,000	32,920,000	21,052,000	40,508,000	16,804,000	64,532,000	28,906,000	111,283,000	49,650,000
" wires, nails and wire, &c. "	15,698,000	10,832,000	14,882,000	10,263,000	17,233,000	11,891,000	22,994,000	15,804,000	18,740,000	12,931,000
" and steel and man- ufactures Kilog.	41,776,000	41,776,000	41,776,000	41,776,000	41,776,000	41,776,000	41,776,000	41,776,000	41,776,000	41,776,000
Machinery "	15,698,000	10,832,000	14,882,000	10,263,000	17,233,000	11,891,000	22,994,000	15,804,000	18,740,000	12,931,000

SESSIONAL PAPER No. 10

Margarine, oleo	Kilog.	19,573,000	8,809,000	22,192,000	9,986,000	18,846,000	8,481,000	21,677,000	9,755,000	21,538,000	9,692,000
" and artificial butter	"	49,105,000	39,284,000	42,976,000	84,176,000	59,466,000	40,378,000	43,688,000	34,950,000	46,745,000	37,896,000
Paper and manufactures of..	"	73,318,000	32,035,000	77,550,000	34,247,000	77,838,000	35,640,000	93,420,000	43,632,000	95,488,000	41,198,000
Rice and rice flour.....	"	70,411,000	21,123,000	79,915,000	23,974,000	88,648,000	23,594,000	90,048,000	27,014,000	89,529,000	26,859,000
Saltpetre, unrefined.....	"	65,619,000	19,686,000	75,921,000	22,776,000	79,696,000	23,907,000	84,454,000	25,336,000	73,568,000	22,070,000
Spirits, including liquors..	Litre.	22,523,000	4,599,000	25,514,000	5,194,000	21,639,000	4,424,000	23,216,000	4,744,000	23,739,000	4,834,000
*Sugar, refined	Kilog.	124,780,000	49,566,000	129,814,000	51,492,000	122,381,000	48,476,000	121,554,000	48,243,000	143,646,000	57,312,000
Tin, unwrought	"	15,365,000	13,365,000	16,497,000	16,497,000	17,581,000	17,581,000	19,191,000	19,191,000	20,409,000	20,409,000
Vegetables, all sorts.....	"	131,301,000	39,665,000	120,968,000	37,277,000	137,694,000	42,200,000	161,868,000	49,471,000	168,202,000	51,937,000
Wool, raw	"	11,178,000	13,160,000	11,568,000	13,597,000	12,595,000	14,931,000	9,135,000	10,781,000	15,450,000	18,328,000
Woolen yarn	"		2,628,000		2,915,000		2,591,000		2,253,000		1,151,000
" manufactures	"		11,132,000		12,742,000		11,796,000		10,780,000		10,128,000
Total value of principal and other articles ..		1,479,065,000	1,479,065,000	1,513,479,000	1,513,479,000	1,567,258,000	1,567,258,000	1,691,744,000	1,691,744,000	1,730,039,000	1,730,039,000

*Including 'Sugar bastard.'

ITALY.

VALUE of the Total Imports Entered for Consumption and Exports of Domestic Produce (Merchandise and Silver Bullion) from and to each Principal Country during the Years ended December 31, 1898 to 1902, inclusive.

Note: - Lire = 19·3 cents.

IMPORTS.		COUNTRIES.					EXPORTS.				
1898.	1899.	1900.	1901.	1902.		1898.	1899.	1900.	1901.	1902.	
Lire.	Lire.	Lire.	Lire.	Lire.		Lire.	Lire.	Lire.	Lire.	Lire.	
253,880,000	299,537,000	358,769,000	279,364,000	287,151,000	Great Britain.....	116,608,000	147,958,000	153,929,000	151,393,000	143,317,000	
34,446,000	27,168,000	34,354,000	38,048,000	31,360,000	Argentina Republic.....	88,301,000	60,574,000	68,249,000	63,555,000	60,301,000	
129,960,000	160,848,000	191,394,000	178,411,000	176,098,000	Austria-Hungary.....	143,906,000	158,698,000	144,344,000	130,832,000	126,558,000	
1,722,000	2,627,000	2,438,000	4,356,000	1,459,000	Australasia.....	3,514,000	4,504,000	4,340,000	6,018,000	6,158,000	
31,859,000	36,884,000	34,972,000	30,901,000	32,695,000	Belgium.....	23,157,000	21,424,000	22,593,000	22,151,000	27,765,000	
12,338,000	13,081,000	16,313,000	13,987,000	14,467,000	Brazil.....	16,635,000	16,565,000	15,602,000	15,613,000	16,392,000	
68,828,000	73,999,000	61,367,000	75,464,000	74,065,000	British East Indies.....	20,002,000	28,420,000	29,368,000	29,432,000	28,319,000	
750,000	965,000	1,160,000	1,899,000	1,202,000	Canada.....	1,376,000	189,000	1,621,000	1,088,000	1,297,000	
1,774,000	1,628,000	893,000	1,946,000	1,312,000	Central America.....	5,398,000	5,014,000	5,426,000	5,611,000	4,287,000	
51,269,000	68,754,000	49,661,000	73,630,000	89,719,000	China.....	1,293,000	1,506,000	4,344,000	3,518,000	4,478,000	
7,380,000	7,791,000	10,857,000	11,432,000	11,239,000	Egypt.....	24,955,000	27,719,000	29,116,000	32,081,000	32,289,000	
116,376,000	125,320,000	167,357,000	179,229,000	183,841,000	France.....	146,047,000	201,293,000	168,716,000	174,912,000	168,323,000	
157,237,000	193,964,000	203,427,000	205,624,000	221,715,000	Germany.....	191,868,000	236,107,000	221,418,000	235,655,000	245,957,000	
7,238,000	7,469,000	6,972,000	6,270,000	5,730,000	Greece and Malta.....	18,568,000	18,789,000	17,248,000	19,434,000	18,579,000	
9,881,000	8,290,000	6,287,000	8,587,000	11,396,000	Holland.....	12,658,000	17,194,000	17,106,000	16,882,000	14,185,000	
53,507,000	27,299,000	32,856,000	64,109,000	8,919,000	Norway, Sweden and Denmark.....	4,362,000	5,221,000	6,385,000	6,020,000	9,369,000	
188,174,000	96,157,000	135,511,000	150,008,000	74,007,000	Roumania.....	2,800,000	2,089,000	1,223,000	2,626,000	6,870,000	
28,272,000	29,116,000	27,886,000	19,294,000	28,584,000	Russia.....	10,276,000	13,720,000	9,236,000	12,866,000	10,707,000	
					Spain, Portugal and Gibraltar.....	10,960,000	17,653,000	17,892,000	14,745,000	15,598,000	
					South America N.E.S. and West Indies.....	6,395,000	8,804,000	13,070,000	9,884,000	9,317,000	
					Switzerland.....	185,314,000	246,618,000	206,858,000	204,539,000	290,431,000	
					Turkey in Europe.....	33,647,000	32,729,000	27,062,000	44,890,000	38,417,000	
					Tunis and Tripoli.....	8,471,000	9,176,000	9,510,000	10,538,000	8,665,000	
					United States.....	107,291,000	118,115,000	121,411,000	189,849,000	177,023,000	
					Uruguay.....	9,577,000	7,781,000	3,847,000	5,335,000	5,598,000	
					Other Countries.....	10,594,000	20,556,000	17,982,000	15,296,000	32,280,000	
1,413,335,000	1,566,561,000	1,700,236,000	1,718,483,000	1,775,743,000	Totals.....	1,203,569,000	1,431,416,000	1,388,246,000	1,374,458,000	1,472,420,000	

* Includes 'Bulgaria and Candia.'

TOTAL Quantities and Values of the Principal Articles Entered for Consumption (Merchandise and Silver Bullion) during the Years ended December, 31, 1898 to 1902, inclusive.

NOTE.—1-Lira = 19·3 cents. Kilog = 2·204 lbs. Tonne = 2,204 lbs.

ARTICLES.	1898.		1899.		1900.		1901.		1902.	
	Quantity.	Value.	Quantity.	Value.	Quantity.	Value.	Quantity.	Value.	Quantity.	Value.
		Lira.		Lira.		Lira.		Lira.		Lira.
Animals, horses										
Cheese,	26,467	21,174,000	36,927	29,542,000	36,606	29,285,000	38,180	30,544,000	46,463	32,524,000
Coal and coke	3,969,500	5,160,000	3,968,100	5,357,000	4,242,100	5,939,000	4,897,700	7,883,000	4,018,400	6,831,000
Coffee,	4,431,524	137,377,000	4,852,556	150,616,000	4,947,180	207,782,000	4,838,994	156,069,000	5,406,069	140,558,000
Cotton, raw	13,391,700	14,062,000	14,192,500	12,774,000	14,092,100	15,297,000	15,902,500	14,494,000	16,259,900	14,403,000
" yarn,	132,858,800	111,601,000	130,850,300	107,352,000	122,689,500	156,908,000	135,121,800	158,043,000	147,357,800	162,094,000
" yarn,	720,000	2,287,000	731,600	4,656,000	814,600	5,106,000	810,800	4,843,000	827,800	5,265,000
Cotton manufactures—										
Unbleached	152,900	475,000	143,500	443,000	151,400	546,000	165,100	524,000	124,300	393,000
Bleached	334,600	1,040,000	320,100	1,630,000	284,600	1,072,000	238,200	817,000	212,500	804,000
Coloured and dyed	387,900	1,401,000	378,300	1,335,000	338,600	1,563,000	306,000	1,229,000	329,500	1,363,000
Printed,	448,500	1,692,000	402,500	1,904,000	480,100	2,567,000	420,100	2,161,000	501,700	2,577,000
Cotton mixed with wool, dyed or not,	313,000	2,412,000	301,400	2,562,000	273,300	2,405,000	221,800	1,907,000	238,100	2,048,000
Fish, of all sorts,	50,715,000	30,469,000	44,627,800	30,365,000	45,083,800	30,522,000	48,934,000	34,736,000	54,749,900	39,321,000
Grain, wheat	914,481	210,331,000	517,326	99,163,000	732,053	152,535,000	1,046,291	198,130,000	1,177,727	206,195,000
Hides, raw and dried	20,539,800	36,219,000	21,531,700	41,147,000	22,261,000	43,364,000	20,049,800	38,951,000	19,372,300	38,459,000
Iron, cast, in pigs	1,690,594	14,370,000	1,916,134	21,077,000	1,606,867	19,282,000	1,599,717	15,997,000	1,551,329	13,963,000
Linen and hemp yarn	4,356,900	11,163,000	4,156,400	10,717,000	3,524,700	10,242,000	3,331,400	9,948,000	4,247,200	12,279,000
Machinery and locomotives, and parts of	290,420	39,119,000	413,062	56,230,000	570,385	79,988,000	500,472	68,620,000	481,347	63,882,000
Oil, olive	16,244,100	15,432,000	15,176,500	15,177,000	17,630,200	17,983,000	11,429,900	11,773,000	11,909,200	12,296,000
Oil, mineral, refined	70,654,500	12,011,000	71,390,700	14,992,000	73,088,700	16,080,000	63,297,700	14,553,000	68,781,000	13,756,000
Silk in cocoons	1,967,200	17,173,000	2,580,100	27,937,000	2,719,700	27,823,000	3,454,200	33,006,000	4,182,600	43,826,000
" thrown: single, double or twisted, undyed	1,763,000	61,997,000	2,473,200	102,407,000	1,933,000	74,405,000	2,335,100	83,833,000	2,744,400	107,654,000
" dyed	431,840	18,137,000	634,115	34,014,000	691,145	31,793,000	849,815	38,224,000	907,706	45,182,000
" manufactures of pure silk	145,035	12,663,000	153,315	11,566,000	140,052	12,418,000	158,536	13,616,000	290,846	20,392,000
" manufactures of silk mixed with other materials	135,108	5,570,000	126,629	5,782,000	102,017	4,317,000	114,411	5,532,000	290,846	20,392,000

TOTALY.

Total Quantities and Values of the Principal Articles Entered for Consumption (Merchandise and Silver Bullion) during the Years ended December 31, 1898 to 1902, inclusive.—*Cont.*

NOTE:—Tara 19-3 cents, Kilog 2-204, Quintal 220-4 lbs., Tonne 2,204 lbs.

ARTICLES.	1898.		1899.		1900.		1901.		1902.	
	Quantity.	Value.	Quantity.	Value.	Quantity.	Value.	Quantity.	Value.	Quantity.	Value.
Sugar, raw..... Kilog.	71,723,800	20,083,000	61,486,800	17,132,900	51,391,000	13,876,000	36,712,000	9,178,000	15,814,900	3,614,000
" refined..... "	1,374,800	509,000	1,502,800	553,000	2,779,900	1,001,000	1,734,700	590,000	5,633,200	1,631,000
Timber for building, rough or squared.....		35,202,000		43,586,000		54,578,000		56,538,000		55,815,000
Tobacco, leaf..... Kilog.	11,400,500	13,391,000	12,674,300	19,138,000	17,360,400	22,221,000	20,981,600	28,745,000	18,469,600	24,719,000
Wool, raw and waste..... "	10,208,300	30,631,000	13,398,200	51,786,000	12,633,300	42,821,000	14,448,500	65,980,000	16,867,900	60,570,000
Woolen yarn..... "	734,400	4,699,000	490,200	4,063,000	393,000	3,069,000	327,500	2,490,000	394,300	3,056,000
" piecegoods of pure wool..... Quint.	25,516	21,294,000	23,789	25,380,000	22,419	21,024,000	24,353	22,459,000	27,753	25,625,000
Total value of principal and other articles.....		1,413,335,000		1,506,561,000		1,700,236,000		1,718,489,000		1,775,713,000

ITALY.

Total Quantities and Values of the Principal Articles of Domestic Produce Exported (Merchandise and Silver Bullion) during the Years ended December 31, 1898 to 1902, inclusive.

Note.—Lira=19·3 cents Kilog.=2·204 lbs. Quintal=220·4 lbs. Tonne=2,204 lbs. Hectolitre=22·02 galls.

ARTICLES.	1898.		1899.		1900.		1901.		1902.	
	Quantity.	Value.	Quantity.	Value.	Quantity.	Value.	Quantity.	Value.	Quantity.	Value.
		Lire.		Lire.		Lire.		Lire.		Lire.
Animals: Cattle..... No.	37,540	12,505,000	40,143	15,201,900	46,555	16,597,000	33,705	12,553,000	35,014	13,686,000
Swine..... "	47,887	3,671,000	73,391	5,381,000	52,372	3,978,000	48,001	4,050,000	57,660	5,349,000
Butter and cheese..... Kilog.	15,639,900	26,735,000	16,840,100	29,737,000	18,221,100	32,808,000	16,984,800	33,014,000	19,176,000	37,274,000
Coral, manufactured..... "	160,286	24,045,000	170,186	30,675,000	124,319	22,411,000	127,245	22,999,000	160,438	32,114,000
Cotton, raw..... "	5,193,100	1,870,000	4,467,300	1,644,000	5,229,800	2,611,000	4,406,000	2,023,000	6,048,900	2,722,000
" manufactures of..... "	11,895,090	38,859,000	13,891,000	42,429,000	13,827,000	49,634,000	18,339,200	52,965,000	16,695,200	49,785,000
Dyeing and tanning stuffs:										
Unground..... Kilog.	18,689,000	4,141,000	14,241,200	3,406,000	11,947,500	2,767,000	12,906,900	2,649,000	13,175,200	2,533,000
Ground..... "	21,323,200	5,120,000	23,269,600	5,826,000	20,945,700	5,028,000	22,463,100	4,495,000	23,202,500	4,645,000
Eggs..... "	31,489,100	37,787,000	33,797,700	43,937,000	33,731,600	50,035,000	33,048,200	47,920,000	28,707,500	43,061,000
Fruit:—										
Oranges and lemons..... "	196,234,200	24,034,000	237,544,400	23,754,000	198,971,300	21,887,000	242,863,100	24,286,600	318,376,600	26,422,000
Almonds, clean or shelled..... "	11,176,900	16,453,000	13,661,500	25,193,000	8,020,700	16,515,000	16,828,600	32,285,000	9,976,200	19,283,000
Grain (including also dried vegetable)..... Tonnes	30,506	6,351,000	23,115	4,554,000	47,091	9,478,000	33,325	6,571,000	31,322	6,287,000
Hemp and flax, raw..... Kilog.	44,093,200	33,517,000	48,559,800	36,907,000	50,484,500	43,938,000	38,456,600	34,612,000	45,562,300	41,033,000
Hides and skins, raw..... Quint.	97,870	17,121,000	117,865	22,189,000	115,890	21,584,000	124,849	20,874,000	117,594	21,443,000
Marble, alabaster, and manufactures of..... Tonnes	157,012	16,134,000	181,303	18,483,000	134,758	17,454,000	170,694	19,319,000	196,865	22,712,000
Meat, fresh and salted..... Kilog.	11,104,000	15,680,000	12,777,200	18,451,000	11,804,000	17,595,000	10,217,800	15,184,000	11,285,000	17,243,000
Oil, olive..... "	33,409,000	36,082,000	42,352,200	51,039,000	22,946,000	28,453,000	33,249,000	39,899,000	35,403,800	41,422,000
Rice..... "	40,143,000	13,714,000	39,611,000	13,521,000	46,332,000	15,467,000	51,934,000	17,314,000	43,644,000	15,316,000
Ships, boats, barges, &c. Reg. Tons	21,007	36,622,000	9,713	3,291,000	13,350	2,560,000	20,837	1,672,000	15,121	1,022,000
Silk cocoons..... Quint.	4,164	2,776,000	3,830	3,337,000	1,973	1,432,000	2,635	2,401,000	3,252	2,686,900
" raw and thrown, undyed..... Kilog.	6,796,900	316,025,000	7,385,200	419,120,000	6,742,600	349,062,000	7,978,700	385,472,000	8,568,800	445,078,000
" waste..... "	3,861,000	27,060,000	3,765,300	34,126,000	3,316,800	31,632,000	3,482,100	33,491,000	4,736,300	42,919,000
" manufactures of pure silk..... "	461,868	32,633,000	651,904	51,637,000	806,010	57,375,000	885,994	62,182,000	1,096,142	69,238,000
" manufacture of silks mixed with other material..... "	113,257	4,311,000	133,734	6,051,000	185,093	7,177,000	258,391	9,619,000		

ITALY.

Total Quantities and Values of the Principal Articles of Domestic Produce Exported (Merchandise and Silver Bullion) during the Years ended December 31, 1898 to 1902, inclusive.

Note:—Lira 19.3 cents. Kilog. = 2.204 lbs. Quintal = 220.4 lbs. Tonne = 2,204 lbs. Hectolitre = 22.02 galls

ARTICLES.	1898.		1899.		1900.		1901.		1902.	
	Quantity.	Value. Lire.	Quantity.	Value. Lire.	Quantity.	Value. Lire.	Quantity.	Value. Lire.	Quantity.	Value. Lire.
Straw plait..... Quint.	21,072	7,462,000	23,160	9,264,000	24,572	9,817,000	18,678	6,572,000	19,095	6,550,000
Sulphur, raw and refined... Kilog.	405,823,400	41,800,000	424,018,300	43,462,000	479,138,500	47,433,000	414,018,000	41,198,000	430,242,400	44,741,000
Wine, in casks..... Hectol.	2,462,854	66,009,000	2,386,964	66,993,000	1,826,537	57,378,000	1,283,493	37,029,000	1,324,043	35,390,000
" " in the bottle..... 100 Bottles.	38,125	4,827,000	40,841	5,103,000	43,874	5,604,000	43,972	5,867,000	60,128	7,786,000
Zinc ore..... Kilog.	130,064,000	13,096,000	140,107,000	16,813,000	111,870,000	12,306,000	103,020,000	10,302,000	114,894,000	12,638,000
Total value of principal and other articles.....	1,203,569,000	1,431,416,000	1,338,246,000	1,374,458,000	1,472,421,000

3-4 EDWARD VII., A. 1904

JAPAN.

TOTAL Quantities and Values of the Principal Articles Entered for Consumption (Merchandise only) during the Years ended December 31, 1898 to 1902, inclusive.

NOTE: — Gold Yen = 49¹⁰/₁₀ cts. Kin 1-3228 lbs. Picul = 133.3 lbs. Yard and Ton, same as Canadian.

ARTICLES.	1898.		1899.		1900.		1901.		1902.	
	Quantity.	Value.	Quantity.	Value.	Quantity.	Value.	Quantity.	Value.	Quantity.	Value.
Arms, machinery instruments, &c.		Gold Yen.		Gold Yen.		Gold Yen.		Gold Yen.		Gold Yen.
Arms and munitions of war		1,987,000		109,000		74,000		21,000		17,000
Carriages of railways and parts of		901,000		681,000		1,335,000		906,000		825,000
Locomotive engines and parts of		4,266,000		1,968,000		1,681,000		1,749,000		1,708,000
Machinery		7,258,000		3,913,000		6,150,000		8,568,000		7,147,000
Steam boilers, engines and parts of		697,000		327,000		773,000		1,096,000		905,000
Vessels, steam	10	7,488,000		3,621,000	14	2,649,000	13	2,566,000	17	1,488,000
Watches	531,372	2,960,000	47,737	238,000	114,891	730,000	100,437	452,000	65,516	231,000
Other		3,429,000		2,751,000		4,452,000		4,755,000		2,103,000
Totals		28,936,000		13,608,000		17,752,000		20,076,000		14,427,000
Beverages and provisions:—										
Butter	248,988	135,000	169,061	102,000	159,561	109,000	181,273	119,000	198,457	140,000
Cheese	45,673	18,000	54,686	23,000	70,102	28,000	70,593	29,000	72,044	30,000
Eggs, fresh		463,000		827,000		1,243,000		1,299,000		1,196,000
Flour and other	38,953,510	2,032,000	29,108,836	1,383,000	81,473,810	3,502,000	63,119,614	2,891,000	72,290,608	3,302,000
Hams and bacon	50,847	19,000	103,240	42,000	140,149	59,000	116,382	50,000	108,712	51,000
Salted fish	10,612,880	610,000	23,788,203	1,213,000	43,835,533	2,185,000	30,541,836	1,443,000	40,301,028	2,011,000
Other		1,515,000		1,240,000		1,944,000		1,072,000		1,984,000
Totals		4,820,000		4,830,000		9,470,000		7,503,000		8,714,000
Books and stationery		4,069,000		2,540,000		5,262,000		2,930,000		4,948,000
Clothing and apparel:—										
Hats, caps, &c.	18,728	247,000	13,040	213,000	21,742	411,000	17,210	341,000	18,016	233,000
Undershirts and drawers	13,868	125,000	11,949	130,000	22,169	246,000	22,417	242,000	14,138	152,000
Other		682,000		553,000		855,000		685,000		942,000
Totals		1,054,000		896,000		1,512,000		1,268,000		1,327,000

3-4 EDWARD VII., A. 1904

JAPAN.

TOTAL Quantities and Values of the Principal Articles Entered for Consumption (Merchandise only), &c.—*Con.*

ARTICLES.	1898.		1899.		1900.		1901.		1902.	
	Quantity.	Value.	Quantity.	Value.	Quantity.	Value.	Quantity.	Value.	Quantity.	Value.
<i>Metals and manufactures of—</i>		Gold Yen.		Gold Yen.		Gold Yen.		Gold Yen.		Gold Yen.
Zinc, including sheet and old	6,448,361	735,000	8,298,691	1,311,000	11,319,224	1,654,000	7,199,868	932,000	10,216,427	1,334,000
Other		8,579,000		7,494,000		12,774,000		10,361,000		9,333,000
Totals.		23,646,000		19,698,000		37,766,000		25,407,000		23,837,000
<i>Oil and wax—</i>										
Kerosene	67,905,455	7,553,000	52,421,837	7,918,000	67,842,324	14,163,000	68,996,392	14,943,000	75,480,154	14,937,000
Other		1,001,000		1,015,000		1,751,000		1,419,000		1,763,000
Totals		8,554,000		8,933,000		15,914,000		16,362,000		16,700,000
Sugar		28,620,000		17,615,000		26,692,000		33,530,000		11,485,000
<i>Textile fabrics, yarns, &c.—</i>		180,000		235,000		255,000		66,000		68,000
Carpets, all sorts		1,177,000		1,438,000		2,003,000		680,000		2,602,000
Cotton, chintz or printed		45,410,000		61,306,000		58,500,000		53,791,000		78,780,000
cottons, raw	11,495,698	2,497,247	11,621,494	3,940,900	14,094,812	2,003,000	4,511,240	18,518,504	18,518,504	2,602,000
" " " " " " "	8,757,311	1,615,000	1,811,489	950,000	16,727,383	3,663,000	6,692,372	1,685,000	7,813,454	1,789,000
" " " " " " "	59,240,901	4,383,000	52,053,580	3,575,000	69,831,980	5,578,000	36,297,792	2,992,000	66,394,093	5,071,000
" " " " " " "	3,191,482	813,000	925,001	396,000	1,803,570	864,000	826,156	454,000	2,566,986	1,231,000
" " " " " " "	15,929,991	8,548,000	8,210,647	4,993,000	9,650,988	7,013,000	5,991,621	4,874,000	2,697,932	1,718,000
Flax, hemp and jute	7,232,819	591,000	12,610,736	1,245,000	14,574,147	1,700,000	12,965,189	1,370,000	13,295,475	1,603,000
Wool, all sorts	470,727	313,000	492,139	362,000	357,308	325,000	99,580	101,000	358,064	301,000
Handkerchiefs, all sorts		313,000		370,000		389,000		114,000		95,000
<i>Wool and manufactures of—</i>										
Blankets	552,630	480,000	286,360	229,000	463,827	394,000	79,623	58,000	149,319	124,000
Flannels	3,605,700	1,360,000	766,563	375,000	1,575,181	918,000	623,716	313,000	965,248	487,000
Indian cloths	3,484,920	1,008,000	3,124,869	1,133,000	2,660,635	1,121,000	1,626,068	601,000	3,130,312	1,181,000
Mousseline de laine	21,924,439	4,408,000	18,220,344	4,351,000	25,260,591	7,365,000	12,082,429	3,339,000	13,241,723	3,755,000
Woolen cloth	3,027,682	3,248,000	3,064,446	2,536,000	6,981,291	5,404,000	2,749,939	2,184,000	4,611,410	3,430,000
Wool, raw	2,888,801	1,643,000	7,746,509	4,324,000	4,514,298	3,920,000	4,952,196	3,129,000	4,066,777	3,398,000

SESSIONAL PAPER No. 10

Woolen yarn..... Km.	722,859	785,000	479,311	593,000	1,244,667	1,799,000	701,244	807,000	888,394	922,000
All other fabrics, &c.....		7,203,000		8,885,000		14,246,000		8,122,000		10,285,000
Totals.....		83,506,000		96,826,000		115,458,000		90,768,000		116,870,000
Tobacco and manufactures of.....		6,628,000		6,016,000		585,000		121,000		996,000
Wines and liquors.....		1,398,000		610,000		680,000		698,000		696,000
Sundries:—										
Animals.....		149,000		47,000		76,000		211,000		119,000
Coal and coke..... Tons.		52,396		1,072,000		2,415,000		2,700,000		1,401,000
Gunny bags..... No.		153,000		186,000		45,000		37,000		73,000
Gutta percha, mfts. of.....				205,000		338,000		165,000		224,000
Oil cakes..... Piculs		2,101,410		6,792,000		5,696,000		8,103,000		10,122,000
Pulp for making paper..... Km.		2,705,918		337,000		455,000		206,000		365,000
Timber, wood and planks.....				537,000		869,000		793,000		755,000
Other.....		6,363,000		6,571,000		10,794,000		10,380,000		9,990,000
Totals.....		12,312,000		15,747,000		20,683,000		22,465,000		23,049,000
Grand totals.....		277,271,000		220,651,000		286,589,000		255,475,000		271,319,000
Re-imported articles.....		231,000		351,000		673,000		342,000		412,000
Total imports of merchandise.....		277,502,000		220,402,000		287,262,000		255,817,000		271,731,000
Coin and bullion.....		42,564,000		20,164,000		11,518,000		10,961,000		32,161,000
Grand totals.....		320,066,000		240,566,000		298,780,000		266,778,000		303,892,000

3-4 EDWARD VII., A. 1904

JAPAN.

Total Quantities and Values of the Principal Articles of Domestic Produce Exported (Merchandise only) during the Years ended December 31, 1898 to 1902, inclusive.

Note:—Gold Yen = 49¹⁰/₁₀₀ cts. Kin = 1,322 lbs. Picul = 133.3 lbs. Ton, same as Canadian.

ARTICLES.	1898.		1899.		1900.		1901.		1902.	
	Quantity.	Value. (Gold Yen.)	Quantity.	Value. (Gold Yen.)	Quantity.	Value. (Gold Yen.)	Quantity.	Value. (Gold Yen.)	Quantity.	Value. (Gold Yen.)
Books and paper.....		1,421,000		1,338,000		1,541,000		1,639,000		1,786,000
Drugs, medicines, dyes and paints:										
Camphor..... Kin.	2,434,028	1,175,000	2,758,625	1,754,000	3,280,715	3,071,000	4,165,757	3,905,000	3,953,211	3,405,000
Ginseng..... " "	336,061	424,000	402,221	477,000	402,914	408,000	419,328	453,000	363,913	370,000
Menthol crystal..... " "	25,590	106,000	45,605	195,000	30,485	173,000	65,394	437,000	54,332	464,000
Sulphur..... " "	21,045,468	477,000	27,806,719	575,000	29,726,987	698,000	29,879,849	662,000	35,454,556	753,000
Other.....		683,000		963,000		1,021,000		1,119,000		1,153,000
Totals.....		2,865,000		3,964,000		5,371,000		6,576,000		6,151,000
Grain, beverages and provisions:—										
Fish, cattle..... Kin.	6,046,420	1,248,000	6,390,618	1,362,000	5,191,157	1,159,000	8,798,629	1,842,000	10,074,834	1,802,000
Flour..... " "	3,318,052	188,000	698,752	35,000	1,373,632	73,000	180,627	9,000	317,734	17,000
Ginger..... " "	331,237	66,000	989,397	66,000	1,361,715	135,000	1,162,359	131,000	2,303,512	318,000
Mushroom, shiitake..... " "	1,213,848	632,000	1,226,113	689,000	1,197,654	686,000	1,507,173	861,000	1,490,838	867,000
Rice..... Piculs.	1,050,118	5,920,000	2,178,837	10,282,000	633,908	3,577,000	1,301,542	6,909,000	1,299,238	6,680,000
Sea-weeds..... Kin.	39,773,821	711,000	46,197,446	946,000	36,041,011	884,000	60,909,730	1,418,000	39,368,374	809,000
Shell-fish, awabi..... " "	1,035,626	467,000	1,115,767	530,000	850,986	430,000	856,901	483,000	929,568	513,000
Other.....		3,302,000		4,444,000		5,959,000		7,619,000		7,239,000
Totals.....		12,554,000		18,354,000		12,903,000		19,272,000		18,245,000
Metals and manufactures of:—										
Copper, ingot..... } " slab..... }		7,597,000		11,670,000		13,015,000		14,141,000		10,633,000
Iron ware.....		236,000		218,000		280,000		412,000		486,000
Other.....		1,012,000		1,146,000		965,000		1,268,000		1,674,000
Totals.....		8,845,000		13,034,000		14,260,000		15,821,000		12,796,000

SESSIONAL PAPER No. 10

Oil, fish.....	391,000	9,182,780	551,000	12,646,954	907,000	14,610,195	1,024,000	20,421,894	1,503,000
Oil, fish..... Kin.	610,000	4,969,613	642,000	3,702,087	361,000	4,049,317	610,000	4,216,017	790,000
Wax, vegetable.....	89,000	118,000	256,000	76,000	194,000
Other.....
Totals.....	1,090,000	1,311,000	1,724,000	1,710,000	2,487,000
Skins, hair, shells, horns, &c.....	799,000	1,031,000	1,604,000	1,036,000	1,107,000
Tea:—
Tea, green.....	7,862,000	27,998,589	7,700,000	26,261,895	8,105,000	26,651,830	7,819,000	27,750,425	9,826,000
" dust.....	244,000	4,517,803	287,000	3,621,388	703,000	2,855,970	179,000	2,690,985	207,000
Other.....	110,000	512,000	856,000	451,000
Totals.....	8,216,000	8,499,000	9,036,000	8,854,000	10,484,000
Textile fabrics, clothing and raw materials thereof:—
Carpets, hemp or cotton.....	851,000	475,913	721,000	771,884	867,000	543,263	631,000	*1,199,580	653,000
Cotton yarn.....	20,117,000	102,360,832	28,521,000	162,619,660	20,589,000	62,751,795	21,466,000	59,244,283	19,901,000
" piece goods.....	1,937,000	3,371,613	2,781,000	4,753,268	3,437,000	4,372,881	3,236,000	3,645,770	2,804,000
Silk, raw.....	42,047,000	5,946,911	62,628,000	4,630,963	44,658,000	8,698,000	74,697,000	8,078,166	76,859,000
" waste.....	1,083,000	1,198,371	1,298,000	834,122	961,000	436,923	965,000	1,313,250	1,694,000
" noshi.....	1,573,000	3,189,846	2,776,000	3,065,039	3,201,000	3,832,364	3,473,000	3,879,928	4,020,000
" piece goods.....	12,774,000	17,247,000	18,604,000	25,627,000	27,887,000
" handkerchiefs.....	3,555,000	999,982	3,462,000	1,123,656	4,319,000	1,237,980	3,951,000	1,010,620	3,134,000
Other.....	3,391,000	4,388,000	6,280,000	6,540,000	8,337,000
Totals.....	87,328,000	124,622,000	102,916,000	140,588,000	145,259,000
Tobacco and manufactures of.....	185,000	343,000	775,000	1,748,000	2,366,000
Sumdries:—
Bamboo.....	512,000	283,000	348,000	386,000	304,000
Coals, all sorts.....	2,186,790	2,487,614	15,165,000	3,346,348	20,032,000	2,922,215	17,542,000	2,938,741	17,270,000
Fans, all sorts.....	22,471,398	19,096,012	572,000	27,612,983	949,000	23,594,463	795,000	29,001,678	798,000
Manguese.....	16,641,187	15,627,765	153,000	21,504,777	224,000	14,921,197	187,000	4,489,892	53,000
Matches.....	22,978,362	19,628,134	5,891,000	19,317,994	5,761,000	24,990,621	7,363,000	27,290,831	8,170,000
Mats for floor.....	3,988,000	3,717,000	3,310,000	5,432,000	6,773,000
Straw-plats.....	2,404,000	7,134,655	2,770,000	8,802,000	4,025,000	6,374,457	1,999,000	8,611,841	2,939,000
Timber, wood and planks.....	463,000	898,000	1,615,000	1,580,000	1,729,000
Umbrellas, all sorts.....	717,000	2,477,127	977,000	2,156,113	921,000	2,331,524	1,060,000	2,323,657	1,075,000

* Sq. yds. not number.

3-4 EDWARD VII., A. 1904

JAPAN.

TOTAL Quantities and Values of the Principal Articles of Domestic Produce Exported (Merchandise only), &c.—*Con.*

ARTICLES.	1898.		1899.		1900.		1901.		1902.	
	Quantity.	Value. Gold Yen.	Quantity.	Value. Gold Yen.	Quantity.	Value. Gold Yen.	Quantity.	Value. Gold Yen.	Quantity.	Value. Gold Yen.
<i>Sundries—Continued.</i>										
Ware, porcelain and earthen.....	1,991,000	2,181,000	2,472,000	2,432,000	2,402,000
Other.....	7,436,000	8,429,000	10,392,000	12,297,000	13,421,000
Totals.....	39,600,000	11,636,000	50,049,000	52,154,000	54,994,000
<i>Grand totals.</i>	162,903,000	212,952,000	200,173,000	249,416,000	255,675,000
<i>Re-exported articles.</i>	2,851,000	1,978,000	4,251,000	2,934,000	2,628,000
Total exports of merchandise Coin and bullion.....	165,754,000 86,987,000	214,930,000 11,178,000	204,430,000 56,707,000	252,350,000 14,049,000	258,303,000 2,029,000
<i>Grand totals.</i>	252,741,000	226,108,000	261,137,000	266,399,000	260,332,000

NORWAY.

VALUE of the Total Imports and Exports of Merchandise from and to each Principal Country during the Years ended December 31, 1897 to 1901, inclusive.

NOTE :—Krone = 26·8 cents.

IMPORTS.					EXPORTS.				
COUNTRIES.					COUNTRIES.				
1897.	1898.	1899.	1900.	1901.	1897.	1898.	1899.	1900.	1901.
Kroner.	Kroner.	Kroner.	Kroner.	Kroner.	Kroner.	Kroner.	Kroner.	Kroner.	Kroner.
67,560,000	81,049,000	88,538,000	93,330,000	79,095,000	65,387,000	66,284,000	66,494,000	73,512,000	69,708,000
11,791,000	12,531,000	13,782,000	12,885,000	12,871,000	6,527,000	6,683,000	7,133,000	4,710,000	6,391,000
13,205,000	14,431,000	16,391,000	16,563,000	18,509,000	7,203,000	6,863,000	6,486,000	7,329,000	6,777,000
4,058,000	5,159,000	4,218,000	5,205,000	4,333,000	7,359,000	6,861,000	6,862,000	8,205,000	8,346,000
71,348,000	82,190,000	88,050,000	84,072,000	77,432,000	21,919,000	23,147,000	22,475,000	22,596,000	20,094,000
9,624,000	12,043,000	13,978,000	14,391,000	13,308,000	9,274,000	9,271,000	9,271,000	10,786,000	9,080,000
2,001,000	1,706,000	1,525,000	1,507,000	1,611,000	8,334,000	3,322,000	2,251,000	2,216,000	2,233,000
836,000	1,489,000	1,088,000	1,042,000	1,068,000	3,003,000	592,000	543,000	505,000	713,000
24,079,000	22,974,000	25,318,000	27,196,000	24,751,000	718,000	4,461,000	4,997,000	5,015,000	5,033,000
1,683,000	2,424,000	3,082,000	3,247,000	3,215,000	9,602,000	8,456,000	11,108,000	11,248,000	11,730,000
42,278,000	23,618,000	25,568,000	27,164,000	24,029,000	25,734,000	15,348,000	15,793,000	14,765,000	15,218,000
20,000	1,774,900	450,000	925,000	1,203,000
11,989,000	14,196,000	19,239,000	17,073,000	18,100,000
3,244,000	4,624,000	6,998,000	4,853,000	7,529,000	853,000	1,349,000	908,000	1,373,000	1,527,000
263,718,000	280,179,000	310,485,000	310,653,000	287,244,000	6,007,000	6,173,000	5,943,000	6,606,000	7,056,000
					167,697,000	159,349,000	156,387,000	172,946,000	165,106,000
					Totals.				

* Includes Austria-Hungary in exports prior to 1898.

3-4 EDWARD VII., A. 1904

NORWAY.

TOTAL Quantities and Values of the Principal Articles Imported (Merchandise only) during the Years ended December 31, 1897 to 1901, inclusive.

NORW.—Krone=26·8 cents. Kilog=2·204 lbs. Litre=22·02 galls. Hectolitre=22·02 galls.

ARTICLES.	1897.		1898.		1899.		1900.		1901.	
	Quantity.	Value.	Quantity.	Value.	Quantity.	Value.	Quantity.	Value.	Quantity.	Value.
		Kroner.		Kroner.		Kroner.		Kroner.		Kroner.
Bacon, lard, &c.....	7,100,000	3,284,000	8,639,000	4,832,000	10,510,000	5,433,000	8,320,000	5,703,000	7,452,000	5,774,000
Butter.....	986,000	1,132,000	518,000	737,000	331,000	477,000	291,000	402,000	342,000	482,000
Coal, coke and cinders.....	15,373,000	13,682,000	15,410,000	17,233,000	18,476,000	24,019,000	19,002,000	35,154,000	17,605,000	30,914,000
Coffee.....	11,687,000	12,271,000	12,322,000	11,090,000	9,473,000	7,389,000	10,625,000	9,348,000	12,447,000	9,958,000
Cotton, raw.....	2,807,000	1,978,000	2,807,000	1,746,000	2,839,000	1,817,000	2,498,000	2,323,000	2,751,000	2,366,000
" yarn.....	1,814,000	2,525,000	1,354,000	1,956,000	1,512,000	2,177,000	1,548,000	2,648,000	1,653,000	2,704,000
" manufactures.....	3,884,000	9,972,000	2,715,000	7,197,000	2,808,000	7,656,000	2,434,000	7,344,000	2,476,000	7,040,000
Corn and meal—										
Wheat.....	126,000	1,309,000	136,000	1,417,000	116,000	1,146,000	700,000	957,000	95,000	965,000
Rye.....	2,640,000	17,030,000	2,786,000	21,171,000	2,683,000	20,531,000	2,559,000	18,665,000	2,802,000	19,547,000
Barley.....	1,381,000	7,169,000	1,313,000	7,888,000	1,554,000	10,422,000	1,517,000	10,450,000	1,316,000	8,455,000
Wheat and meal.....	427,000	5,863,000	478,000	6,361,000	590,000	7,149,000	619,000	7,401,000	636,000	7,322,000
Rye meal.....	573,000	3,735,000	388,000	3,684,000	521,000	5,330,000	869,000	7,396,000	456,000	4,105,000
Flax, hemp and jute, raw.....	4,783,000	2,144,000	4,296,000	1,777,000	3,866,000	1,757,000	4,768,000	2,320,000	4,986,000	2,503,000
factures of.....	1,743,000	2,142,000	2,391,000	2,240,000	1,894,000	2,072,000	1,426,000	1,773,000	1,758,000	1,879,000
Hides and skins, raw and prepared (fur skins and tanned leather).....	4,200,000	6,974,000	4,544,000	8,482,000	4,188,000	8,366,000	3,814,000	6,952,000	4,510,000	7,716,000
Iron, wrought and unwrought (also steel).....	73,381	8,051,000	72,921	7,968,000	75,104	10,108,000	69,381	11,039,000	66,947	8,403,000
Iron and steel wares, also tools, &c.....	40,207	16,502,000	54,912	19,870,000	64,259	24,213,000	48,973	19,187,000	63,321	19,451,000
Locomotives and other machinery.....	39,810	7,626,000	36,504	9,027,000	42,182	10,017,000	39,657	8,369,000	47,011	5,083,000
Petroleum.....	1,646,000	2,337,000	1,293,000	3,285,000	1,346,000	4,218,000	1,434,000	3,966,000	1,276,000	4,231,000
Salt.....	989,000	1,597,000	1,232,000	1,808,000	1,410,000	1,884,000	1,487,000	2,423,000	1,501,000	1,812,000
Spirits, brandy, &c.....	18,162,000	3,814,000	21,183,000	2,124,000	20,759,000	2,382,000	23,168,000	3,560,000	25,675,000	2,418,000
Sugar, raw.....	8,117,000	2,110,000	8,830,000	2,296,000	9,757,000	4,775,000	10,938,000	3,063,000	11,219,000	5,392,000
" refined.....						2,635,000				2,917,000

SESSIONAL PAPER No. 10

Tobacco, leaf	1,571,000	1,816,000	1,907,000	1,451,000	1,523,000	1,744,000	1,831,000	1,829,000	1,921,000
Wine	5,697,000	4,954,000	5,084,000	5,010,000	4,813,000	5,158,000	4,922,000	4,523,000	4,463,000
Wood, raw	1,220,000	2,195,000	1,722,000	1,978,000	2,587,000	1,102,000	2,425,000	1,189,000	2,379,000
" yarn	832,000	2,770,000	3,316,000	989,000	5,386,000	938,000	3,630,000	1,121,000	4,160,000
" manufactures	2,382,000	15,360,000	12,444,000	1,842,000	12,779,000	1,531,000	10,741,000	1,528,000	10,478,000
Total value of principal and other articles	263,718,000	280,179,000	310,485,000	310,653,000	287,244,000

NORWAY.

Total Quantities and Values of the Principal Articles of Domestic Produce Exported (Merchandise only) during the Years ended December 31, 1897 to 1901, inclusive.

NOTE:—Krone=26.8 cents. Kilog.=2.204 lbs. Ton=2,201 lbs. Hectolitre=22.02 galls. Cub. Metre=35.34 cub. feet.

ARTICLES.	1897.		1898.		1899.		1900.		1901.	
	Quantity.	Value.	Quantity.	Value.	Quantity.	Value.	Quantity.	Value.	Quantity.	Value.
Animals, living—		Kroner.		Kroner.		Kroner.		Kroner.		Kroner.
Horses..... No.	814	285,000	791	332,000	642	273,000	688	361,000	391	196,000
Cotton, manufactures..... Kilog.	777,000	2,061,000	29,000	80,000	49,000	137,000	97,000	271,000	186,000	623,000
Fish, fresh and preserved:—										
Fresh										
Cod, dried or split..... Kilog.	65,052,000	3,095,000	56,272,000	3,135,000	46,675,000	3,214,000	47,274,000	3,159,000	52,099,000	4,008,000
Herrings, salted..... Hectol.	1,348,075	19,492,000	1,057,797	19,629,000	816,855	21,539,000	912,572	22,392,000	731,572	22,005,000
Other salted fish..... "	158,362	18,099,000	163,012	2,096,000	180,215	3,254,000	179,038	13,995,000	243,876	10,352,000
Anchovies..... "	37,233	1,807,000	32,327	397,000	32,299	554,000	37,005	1,070,000	35,420	4,156,000
Lobsters..... "	519	441,000	553	470,000	549	494,000	552	497,000	688	985,000
Fish roes..... Kilog.	7,217,000	389,000	5,388,000	470,000	7,421,000	1,129,000	4,318,000	1,340,000	5,052,000	619,000
Ice..... Reg. tons.	383,556	1,323,000	353,617	898,000	511,581	1,842,000	350,743	1,684,000	346,714	1,684,000
Iron manufactures:—										
Nails..... Kilog.	9,097,000	2,358,000	7,270,000	1,813,000	6,089,000	1,813,000	5,613,000	1,705,000	6,001,000	1,627,000
Lucifer matches..... "	2,397,000	862,000	2,158,000	749,000	2,041,000	755,000	2,428,000	899,000	2,251,000	833,000
Packaging paper..... 1,000 Kilog.	38,777	7,368,000	40,598	8,129,000	44,016	7,923,000	47,361	8,325,000	47,045	9,409,000
Skins, calf..... Kilog.	579,000	1,331,000	596,000	1,430,000	597,000	1,305,000	587,000	1,468,000	609,000	1,584,000
" seal..... "	483,000	193,000	290,000	87,000	285,000	285,000	249,000	100,000	257,000	85,000
Sulphur..... "	70,552,000	882,000	67,502,000	878,000	570,000	1,091,000	1,692,000	1,041,000	1,041,000	1,614,000
Train oil..... Hectol.	189,569	5,974,000	174,283	5,488,000	188,212	5,705,000	138,365	4,850,000	156,225	5,805,000
Wood manufactures of..... Kilog.	1,024,000	3,268,000	8,000	24,000	12,000	37,000	15,000	47,000	17,000	44,000
Over 19 decimetres—										
Rough or planed..... Cub. Metres.	596,568	19,687,000	599,283	18,877,000	580,388	18,166,000	574,241	19,810,000	565,741	17,991,000
Hewn, in board, lath, &c..... "	573,164	12,538,000	529,825	11,596,000	496,547	11,254,000	468,960	11,477,000	402,304	9,007,000
Spurs, stakes, pit props, &c..... "	333,993	3,367,000	265,940	2,795,000	323,997	3,400,000	369,916	4,230,000	363,129	2,905,000
Beams and other hewn wood..... "	108,220	4,425,000	121,988	1,764,000	102,692	1,521,000	93,990	1,430,000	60,538	775,000
Under 19 decimetres—										
Staves, pit props, split wood and firewood..... "	481,166	5,165,000	456,786	5,044,000	451,465	5,217,000	495,163	5,777,000	471,512	4,914,000

SESSIONAL PAPER No. 10

Wood pulp—													
Mechanical process (moist or dry).....1,000 Kilogs.	232,841	7,933,000	248,017	8,300,000	281,427	9,152,000	295,403	11,802,000	300,343	11,734,000			
Chemical process (moist or dry)1,000 Kilogs.	69,517	10,108,000	67,257	9,018,000	71,725	9,145,000	89,307	11,833,000	82,503	10,927,000			
Total value of principal and other articles (Domestic Produce)....	159,679,000	151,472,000	150,032,000	162,745,000	154,685,000			

PORTUGAL.

VALUE of the Total Imports Entered for Consumption and Exports of Domestic Produce (Merchandise only) from and to each Principal Country during the Years ended December 31, 1897 to 1901, inclusive.

Note:—Milreis \$1.08.

		IMPORTS.					EXPORTS.				
		1897.	1898.	1899.	1900.	1901.	1897.	1898.	1899.	1900.	1901.
		Milreis.	Milreis.	Milreis.	Milreis.	Milreis.	Milreis.	Milreis.	Milreis.	Milreis.	Milreis.
		11,612,000	15,577,000	16,838,000	19,114,000	17,646,000	7,403,000	8,774,000	7,821,000	7,927,000	8,323,000
	263,000	295,000	316,000	637,000	860,000	860,000	860,000	860,000	860,000	860,000	
	1,135,000	2,285,000	2,426,000	2,580,000	2,403,000	519,000	751,000	676,000	845,000	819,000	
	1,945,000	1,946,000	1,454,000	2,879,000	2,036,000	5,631,000	6,351,000	5,753,000	5,538,000	4,670,000	
	259,000	291,000	242,000	243,000	262,000	378,000	317,000	324,000	307,000	291,000	
	3,491,000	4,690,000	4,351,000	5,008,000	5,681,000	909,000	1,011,000	701,000	976,000	762,000	
	5,289,000	6,626,000	7,263,000	8,618,000	8,970,000	2,177,000	2,151,000	2,065,000	2,201,000	2,146,000	
	289,000	370,000	509,000	520,000	701,000	405,000	424,000	422,000	504,000	531,000	
	490,000	605,000	996,000	822,000	913,000	278,000	327,000	297,000	252,000	289,000	
	1,241,000	1,290,000	876,000	1,183,000	1,719,000	453,000	488,000	492,000	513,000	552,000	
	1,914,000	1,163,000	1,169,000	1,312,000	1,361,000	3,598,000	5,007,000	5,510,000	5,526,000	3,847,000	
	3,267,000	650,000	1,084,000	711,000	680,000	424,000	786,000	694,000	743,000	812,000	
	4,210,000	4,508,000	3,553,000	4,597,000	5,333,000	3,927,000	4,053,000	3,391,000	4,749,000	4,432,000	
	4,616,000	7,043,000	8,060,000	8,962,000	7,550,000	610,000	479,000	460,000	579,000	612,000	
	1,234,000	1,314,000	1,498,000	2,368,000	1,635,000	218,000	263,000	198,000	251,000	193,000	
	40,425,000	48,606,000	50,640,000	59,724,000	57,823,000	27,311,000	31,124,000	28,804,000	30,431,000	28,282,000	
							Totals				

PORTUGAL.

Total Quantities and Values of the Principal Articles of Domestic Produce Exported (Merchandise only) during the Years ended December, 31, 1897 to 1901, inclusive.

Note:—Milreis \$1.08. Kilog 2.20 lbs. Quintal 22.0 lbs. Ton 2.20 lbs. Hectolitre 22.02 galls.

Articles.	1897.		1898.		1899.		1900.		1901.	
	Quantity.	Value.	Quantity.	Value.	Quantity.	Value.	Quantity.	Value.	Quantity.	Value.
		Milreis.		Milreis.		Milreis.		Milreis.		Milreis.
Animals, living—										
Horses, mules and asses.....	50,909	1,208,000	51,353	1,095,000	37,257	855,000	46,493	1,070,000	48,288	1,111,000
All other.....	1,360,659	2,192,000	1,501,433	2,256,000	1,369,882	1,793,000	1,927,622	2,776,000	1,600,234	2,665,000
Copper ore.....	268,319	774,000	288,744	707,000	365,680	957,000	401,015	1,093,000	484,869	1,234,000
Cork, in the rough and in sheets.....	322,151	2,854,000	288,049	2,436,000	245,260	2,075,000	269,198	2,297,000	292,654	2,489,000
" manufactured as stoppers.....	2,804,000	673,000	3,030,000	685,000	2,977,000	753,000	3,157,000	802,000	3,410,000	797,000
Cotton, manufactures of.....	1,913,000	1,368,000	3,954,000	2,345,000	3,968,000	2,420,000	3,124,000	2,135,000	1,361,000	970,000
Fish, fresh and preserved—										
Sardines, fresh or salted.....	5,825,000	193,000	5,667,000	252,000	2,988,000	168,000	2,311,000	128,000	3,408,000	196,000
" in tins or preserved.....	9,987,600	1,126,000	11,497,000	1,272,000	8,345,000	957,000	9,570,000	1,100,000	10,265,900	1,154,000
All other (including fish in oil, &c.).....	4,526,000	371,000	5,023,000	386,000	3,928,000	400,000	3,542,000	388,000	3,684,000	412,000
Fruit—Figs, dried.....	63,959	246,000	104,388	396,000	69,474	233,000	71,706	273,000	99,131	311,000
Oranges.....	36,641	55,000	47,943	73,000	32,382	48,000	41,310	64,000	27,140	42,000
Pine-apples.....	546,000	205,000	665,000	241,000	589,000	216,000	744,000	221,000	805,000	299,000
Hides and skins, raw.....	1,453,000	292,000	1,602,000	308,000	1,451,000	287,000	1,214,000	243,000	1,184,000	242,000
Iron, manufactures of.....	995,000	105,000	2,183,000	160,000	1,140,000	133,000	1,107,000	154,000	854,000	123,000
Oil, olive.....	24,634	417,000	25,923	511,000	22,310	553,000	37,951	695,000	28,358	505,000
Onions.....	189,988	202,000	201,446	261,000	150,683	169,000	132,169	153,000	131,300	166,000
Potatoes.....	15,566,000	241,000	20,005,000	459,000	16,494,000	412,000	16,006,000	310,000	16,506,000	308,000
Salt.....	130,409	159,000	143,414	164,000	135,583	140,000	149,440	148,000	162,575	174,000
Wine—Port.....	280,992	5,860,000	313,281	6,456,000	279,106	5,700,000	275,341	5,739,000	268,401	5,511,000
Madeira.....	24,175	787,000	24,301	788,000	23,105	780,000	26,202	798,000	23,928	750,000
Other.....	477,955	5,073,000	526,000	4,237,000	526,055	4,334,000	527,144	4,092,000	498,384	3,472,000
Wool, raw.....	1,109,000	251,000	688,000	151,000	671,000	156,000	587,000	135,000	800,000	201,000
Total value of principal and other articles.....		27,311,000		31,124,000		28,801,600		30,431,906		28,282,000

VALUE of the Total Imports and Exports from and to each Principal Country during the Years ended December 31, 1898 to 1902, inclusive. (Including Coin and Bullion.)

Note:—Peseta=19·3 cents.

		IMPORTS.					EXPORTS.				
		1898.	1899.	1900.	1901.	1902.	1898.	1899.	1900.	1901.	1902.
		Pesetas.	Pesetas.	Pesetas.	Pesetas.	Pesetas.	Pesetas.	Pesetas.	Pesetas.	Pesetas.	Pesetas.
	COUNTRIES.										
142,062,000	Great Britain	241,360,000	219,325,000	199,369,000	188,191,000	252,499,000	281,299,000	274,858,000	273,864,000	310,170,000	
4,741,000	British Possessions in America.	4,958,000	7,125,000	5,142,000	3,662,000	2,132,000	956,000	1,836,000	1,660,000	1,946,000	
17,295,000	British Possessions in Asia.	39,838,000	27,256,000	26,161,000	29,605,000	23,700,000	645,000	950,000	1,510,000	1,109,000	
65,000	Gibraltar	562,000	93,000	65,000	28,000	237,000	7,000,000	12,900,000	5,759,000	6,664,000	
5,872,000	Argentine Republic	24,844,000	30,594,000	25,412,000	29,706,000	4,353,000	7,000,000	12,900,000	5,759,000	6,664,000	
3,102,000	Austria Hungary	12,445,000	11,358,000	7,693,000	9,131,000	12,652,000	13,147,000	12,770,000	12,450,000	10,763,000	
22,959,000	Belgium	35,357,000	43,027,000	42,231,000	33,233,000	7,332,000	617,000	2,023,000	502,000	3,673,000	
34,225,000	Cuba and Porto Rico	31,127,000	8,563,000	7,038,000	10,065,000	29,675,000	28,263,000	25,343,000	22,715,000	22,193,000	
3,658,000	Ecuador	3,039,000	3,999,000	4,393,000	4,051,000	81,416,000	91,392,000	66,665,000	63,746,000	57,142,000	
117,661,000	France	157,644,000	147,451,000	144,688,000	152,851,000	321,177,000	143,000	187,000	172,000	481,000	
43,963,000	Germany	64,337,000	77,835,000	80,103,000	88,702,000	17,874,000	250,297,000	217,359,000	178,601,000	174,538,000	
6,408,000	Italy	7,584,000	8,406,000	9,240,000	9,419,000	17,874,000	25,551,000	31,976,000	35,221,000	45,742,000	
15,324,000	Holland	23,416,000	24,250,000	22,037,000	22,130,000	21,648,000	16,120,000	28,225,000	33,730,000	37,532,000	
3,193,000	Morocco	6,243,000	9,968,000	8,745,000	7,924,000	21,632,000	16,120,000	24,431,000	25,305,000	39,640,000	
18,860,000	Norway, Sweden and Denmark	22,755,000	26,678,000	30,167,000	24,912,000	2,691,000	989,000	3,078,000	622,000	1,234,000	
16,030,000	Philippine Islands	21,182,000	15,890,000	16,733,000	16,292,000	7,645,000	6,880,000	6,579,000	6,798,000	8,560,000	
38,689,000	Portugal	29,389,000	11,947,000	42,959,000	49,117,000	27,911,000	11,658,000	22,399,000	11,822,000	16,747,000	
29,743,000	Russia	46,043,000	42,694,000	33,538,000	29,318,000	43,692,000	32,576,000	36,077,000	44,167,000	44,198,000	
246,000	Turkey	1,760,000	3,841,000	5,618,000	2,891,000	2,319,000	1,901,000	2,791,000	1,606,000	2,414,000	
94,369,000	United States	119,551,000	105,862,000	119,529,000	116,298,000	277,000	11,000	17,452,000	19,290,000	44,000	
581,000	Uruguay	2,226,000	3,253,000	5,265,000	4,626,000	9,850,000	13,212,000	5,142,000	5,277,000	17,964,000	
11,446,000	Other Countries	147,489,000	97,136,000	107,322,000	106,463,000	45,388,000	46,965,000	41,747,000	45,214,000	42,998,000	
	Totals					918,943,000	864,368,000	836,122,000	790,545,000	850,636,000	
723,444,000	Totals	1,045,392,000	986,441,000	943,401,000	921,615,000						

SESSIONAL PAPER No. 10

Wool, raw..... Kilog.	2,097,547	9,977,000	3,452,235	17,350,000	2,634,397	14,228,000	3,278,907	15,774,000	3,405,296	16,549,000
" mfrs..... "	408,000	4,676,000	1,214,908	13,628,000	1,079,776	11,873,000	948,704	10,861,000	357,036	11,294,000
Total value of principal and other articles.....		723,444,000		1,045,392,000		986,441,000		943,401,000		921,615,000

SPAIN.
 Total Quantities and Values of the Principal Articles of Merchandise Exported during the Years ended December 31, 1898 to 1902, inclusive.

NOTE: Peseta 19-3 cents. Kilog = 2.204 lbs. Tonne = 2,204 lbs. Hectolitre = 22.02 galls.

ARTICLES.	1898.			1899.			1900.			1901.			1902.		
	Quantity.	Value.	Quantity.	Value.	Quantity.	Value.	Quantity.	Value.	Quantity.	Value.	Quantity.	Value.	Quantity.	Value.	
Animals, No.	528,909	Pesetas, 32,375,000	158,257	Pesetas, 18,610,000	244,797	Pesetas, 27,959,000	329,725	Pesetas, 27,310,000	277,711	Pesetas, 26,654,000					
Boots and shoes,		8,967,000		17,511,000		18,710,000		14,839,000		16,251,000					
Cork, Kilog.		31,829,000		34,427,000		54,222,000		41,709,000		34,289,000					
Cotton manufactures,	5,871,281	38,293,000	3,438,646	33,916,000	5,016,614	34,057,000	4,247,417	28,834,000	1,068,713	28,058,000					
Esparto grass,	50,009,983	5,667,000	52,092,685	6,398,000	45,829,430	5,293,000	43,299,668	5,264,000	63,137,710	5,373,000					
Fruits:															
Almonds, "	9,383,268	13,027,000	7,825,351	11,860,000	4,881,522	7,997,000	7,025,939	11,157,000	8,012,532	14,679,000					
Grapes, "	20,528,740	7,185,000	24,904,873	8,717,000	27,522,813	9,636,000	30,417,779	10,416,000	34,027,485	12,120,000					
Oranges, "	237,722,111	23,722,000	310,401,612	46,623,000	260,225,712	39,031,000	285,337,658	42,801,000	369,191,653	55,380,000					
Raisins, "	33,898,113	16,901,000	35,743,845	17,872,000	36,706,189	23,898,000	31,380,879	30,528,000	28,101,079	18,265,000					
Spanish nuts, "	6,656,307	4,992,000	7,472,080	5,604,000	3,477,117	4,108,000	7,173,998	5,832,000	10,656,991	7,543,000					
Hides and skins, "	5,451,918	20,087,000	6,029,031	16,839,000	6,027,710	18,823,000	6,210,181	19,823,000	5,796,872	18,599,000					
Metals:															
Iron and steel, "	49,202,205	5,059,000	17,659,945	5,639,000	23,554,261	3,135,000	65,410,140	5,635,000	33,485,911	4,267,000					
Copper, regulus of, "	31,573,692	26,838,000	28,443,718	24,177,000	29,083,805	29,081,000	27,383,694	27,383,000	21,312,394	21,313,000					
Lead in plates, bars, &c., "	180,496,374	57,974,000	162,855,945	52,363,000	151,480,138	57,687,000	152,977,812	60,422,000	172,473,554	72,422,000					
Mineral ores, &c.:															
Copper ore, Tonnes.	899,238	32,373,000	948,832	34,150,000	1,029,141	37,049,000	1,006,670	36,240,000	934,502	37,380,000					
Iron ore, "	6,588,060	72,139,000	8,613,137	103,357,000	7,823,270	93,879,000	6,893,863	103,408,000	7,559,920	113,399,000					
Ores, all other, "		24,602,000		27,769,000		26,804,000		23,376,000		16,312,000					
Oil, olive, Kilog.	54,593,124	16,404,000	21,619,628	18,377,000	32,421,084	31,275,000	19,803,219	19,803,000	58,751,364	58,651,000					
Paper, all kinds, "	5,276,934	6,745,000	4,579,603	5,930,000	4,656,684	5,693,000	4,208,280	5,661,000	3,758,054	5,091,000					
Quicksilver, "	1,711,392	9,404,000	3,221,101	17,394,000	1,100,509	5,943,000	864,278	4,667,000	1,177,421	6,476,000					
Rice, "	19,618,654	7,817,000	8,202,017	3,445,000	9,495,336	3,988,000	8,847,837	3,716,000	7,825,000	3,287,000					
Salt, "	219,692,694	3,293,000	326,356,933	3,264,000	205,561,177	2,056,000	303,410,067	3,034,000	278,276,540	2,783,000					
Silk, in cocoons, "	15,447	2,488,000	83,399	2,475,000	91,000	3,291,000	95,566	3,302,000	109,485	3,514,000					
Soap, common, "	6,563,112	3,413,000	7,598,595	3,951,000	6,106,574	3,175,000	7,859,992	4,083,000	6,251,376	3,251,000					
Wheat flour, "	15,975,405	6,590,000	1,646,871	675,000	2,221,310	902,000	688,254	262,000	1,957,859	147,000					
Wines, Hectol.	139,740,000	4,873,035	103,581,000	3,876,603	82,341,113	49,287,000	2,348,113	49,287,000	3,755,656	44,800,000					
Wood, raw, Kilog.	13,673,153	16,576,000	12,423,722	15,463,000	6,619,911	8,096,000	9,637,554	12,387,000	12,138,469	14,903,000					
Wood manufactures, "	204,264	2,853,000	154,660	2,089,000	131,704	1,747,000	87,636	1,328,000	66,190	958,000					
Total value of principal and other articles		918,943,000		861,368,000		836,122,000		790,545,000		850,636,000					

SWEDEN.

VALUE of the Total Imports and Exports from and to each Principal Country during the Years ended December 31, 1897 to 1901, inclusive. (Including *Coin and Bullion*.)

NOTE:—Krona = 24.8 cents.

IMPORTS.					EXPORTS.				
COUNTRIES.					COUNTRIES.				
1897.	1898.	1899.	1900.	1901.	1897.	1898.	1899.	1900.	1901.
Kronor.	Kronor.	Kronor.	Kronor.	Kronor.	Kronor.	Kronor.	Kronor.	Kronor.	Kronor.
121,313,000	139,144,000	154,563,000	176,504,000	132,231,600	149,993,000	148,649,000	157,198,000	169,248,000	149,832,000
13,013,000	16,133,000	16,805,000	13,166,000	13,505,000	8,920,000	8,584,000	5,787,000	7,158,000	1,483,000
49,492,000	58,614,000	60,681,000	62,525,000	64,846,000	13,123,000	13,463,000	13,783,000	14,839,000	12,077,000
7,628,000	8,018,000	8,992,000	9,692,000	1,613,000	43,184,000	43,446,000	43,298,000	47,682,000	47,218,000
135,102,000	158,059,000	184,113,000	187,898,000	8,903,000	31,302,000	28,181,000	29,066,000	29,807,000	26,105,000
8,521,000	10,191,000	10,391,000	11,185,000	168,839,000	45,853,000	49,598,000	54,861,000	63,245,000	60,256,000
1,273,000	1,417,000	2,068,000	2,128,000	11,889,000	24,426,000	25,350,000	25,667,000	29,941,000	23,161,000
32,860,000	21,085,000	20,450,000	21,762,000	2,494,000	466,000	310,000	306,000	292,000	65,000
1,819,000	1,773,000	1,536,000	1,741,000	22,698,000	29,639,000	5,549,000	6,451,000	7,187,000	6,653,000
27,153,000	27,088,000	28,502,000	34,359,000	1,538,000	753,000	1,381,000	852,000	690,000	933,000
1,123,000	1,495,000	1,467,000	1,736,000	24,565,000	15,047,000	17,113,000	15,861,000	14,028,000	12,618,000
7,421,000	10,397,000	10,467,000	9,185,000	1,427,000	2,586,000	1,420,000	2,851,000	3,650,000	3,486,000
304,000	50,000	51,000	33,000	10,682,000	181,000	91,000
1,310,000	1,785,000	3,447,000	1,461,000	1,090,000	696,000	1,126,000	1,378,000	906,000	9,618,000
408,332,000	453,249,000	504,780,000	534,935,000	466,320,000	358,195,000	344,909,000	358,185,000	391,334,000	353,505,000
Totals.....					Totals.....				

3-4 EDWARD VII., A. 1904

SWEDEN.

TOTAL Quantities and Values of the Principal Articles Imported (Merchandise only) during the Years ended December 31, 1897 to 1901, inclusive.

NOTE: Krona = 26 '8 lbs. Kilog = 2.204 lbs. Ton = 2,204 lbs. Litre = 2.202 galls.

ARTICLES.	1897.		1898.		1899.		1900.		1901.	
	Quantity.	Value.	Quantity.	Value.	Quantity.	Value.	Quantity.	Value.	Quantity.	Value.
Coal, coke, &c. Tons.	2,500,000	38,129,000	2,458,000	47,061,000	3,135,000	64,679,000	3,130,000	85,026,000	2,870,000	59,043,000
Coffee	25,560,000	26,838,000	25,088,000	22,329,000	25,091,000	20,575,000	25,500,000	27,030,000	31,051,000	23,298,000
Cotton, raw	17,759,000	11,201,000	18,863,000	10,190,000	15,808,000	9,176,000	17,078,000	14,359,000	16,610,000	12,624,000
" yarn	2,952,000	3,565,000	4,493,000	5,077,000	3,779,000	4,402,000	1,810,000	2,781,000	1,217,000	1,764,000
" manufactures.....	2,115,000	8,475,000	1,855,000	7,220,000	1,814,000	7,199,000	1,622,000	6,511,000	1,301,000	5,857,000
Fish, fresh, salted, &c.	55,757,000	10,355,000	55,070,000	9,767,000	41,673,000	9,114,000	51,546,000	13,321,000	50,420,000	13,422,000
Gram:—										
Rye	44,872,000	3,814,000	92,565,000	9,188,000	144,227,000	13,144,000	132,249,000	13,225,000	47,730,000	4,533,000
Wheat	110,833,000	13,854,000	132,340,000	19,189,000	136,744,000	18,809,000	157,908,000	18,949,000	172,036,000	20,644,000
Rye meal	6,589,000	659,000	2,550,000	306,000	6,321,000	774,000	6,182,000	726,000	1,771,000	193,000
Wheat meal	5,258,000	946,000	5,594,000	1,147,000	14,200,000	2,485,000	8,668,000	1,517,000	7,633,000	1,346,000
Iron and steel, unwrought, and partly wrought	89,606,000	5,260,000	76,832,000	4,914,000	68,909,000	4,751,000	82,937,000	7,060,000	66,131,000	4,981,000
Iron and steel, manufactures of		14,019,000		17,191,000		21,733,000		19,083,000		16,347,000
Machinery (including loco-motives)		19,876,000		28,810,000		28,297,000		23,067,000		19,081,000
Oil, mineral	65,884,000	8,451,000	63,928,000	8,815,000	74,382,000	12,389,000	79,707,000	12,165,000	77,642,000	10,507,000
" all other	12,079,000	7,214,000	12,258,000	7,268,000	12,251,000	7,402,000	13,046,000	7,994,000	14,050,000	8,644,000
Paper and manufactures of		4,755,000		4,369,000		4,746,000		4,408,000		4,138,000
Pork: Bacon and hams	4,352,000	2,220,000	10,238,000	5,530,000	11,487,000	6,549,000	10,673,000	7,866,000	10,144,000	7,769,000
Silk manufactures	124,465	4,182,000	155,000	5,111,000	168,000	5,720,000	141,000	4,924,000	140,000	4,631,000
Skins, dressed	3,692,000	9,543,000	3,798,000	10,653,000	3,229,000	9,261,000	2,224,000	4,061,000	2,739,000	7,491,000
" undressed	4,250,000	4,675,000	5,070,000	5,577,000	5,489,000	6,638,000	5,050,000	5,555,000	5,833,000	6,416,000
Spirits: Arrack in the cask. Litrae	832,293	999,000	829,000	994,000	920,000	1,105,000	951,000	1,141,000	1,288,000	1,173,000
Cognac	1,021,071	1,378,000	1,091,000	1,473,000	1,270,000	1,715,000	1,322,000	1,652,000	1,928,000	1,733,000
Sugar, raw	654,000	138,000	510,000	110,000	12,339,000	2,713,000	12,496,000	2,874,000	461,000	32,000
" refined	237,000	62,000	219,000	58,000	297,000	80,000	202,000	57,000	208,000	54,000
Tobacco, leaf and stalk	3,717,000	6,691,000	3,688,000	5,901,000	3,736,000	5,978,000	3,719,000	5,950,000	3,846,000	6,089,000
Wearing apparel		3,276,000		3,321,000		3,893,000		3,705,000		3,090,000

SESSIONAL PAPER No. 10

Wine in casks.....Kilog.	2,645,000	2,888,000	3,179,000	3,129,000	3,129,000	2,987,000	2,987,000
" bottles, &c.....Litre.	488,250	560,000	594,000	1,517,000	1,478,000	561,000	1,498,000
Wood manufactures.....	6,488,000	5,526,000	4,751,000	5,926,000	3,890,000
Wool, raw.....Kilog.	2,849,000	3,407,000	4,121,000	10,746,000	9,859,000	3,855,000	7,746,000
" yarn....."	2,991,000	2,715,000	2,762,000	12,459,000	9,496,000	1,924,000	7,139,000
" manufactures....."	2,806,000	2,098,000	2,084,000	10,906,000	13,292,000	1,605,000	12,252,000
Total value of principal and other articles.....	398,888,000	446,271,000	563,116,000	525,556,000	439,679,000

SWEDEN.

TOTAL Quantities and Values of the Principal Articles Exported (Merchandise only) during the Years ended December 31, 1897 to 1901, inclusive.

NOTE:—Krona = 26·8 cents. Kilog = 2·204 lbs. Ton = 2,204 lbs. Litre = 2202 galls. Cub. Metre = 35·34 Cub. feet.

ARTICLES.	1897.			1898.			1899.			1900.			1901.		
	Quantity.	Value.	Kronor.	Quantity.	Value.	Kronor.	Quantity.	Value.	Kronor.	Quantity.	Value.	Kronor.	Quantity.	Value.	
Animals:—															
Cattle	16,472	3,684,000	1,470	212,000	3,467	563,000	3,820	650,000	3,396	529,000	3,396	529,000	3,396	529,000	
Horses	1,942	436,000	1,676	819,000	1,501	740,000	1,429	740,000	1,135	563,000	1,135	563,000	1,135	563,000	
Swine	6,492	347,000	30	600	30	600	116	1,700	84	500	84	500	84	500	
Butter (also margarine)	23,224,000	41,592,000	23,141,000	39,952,000	20,673,000	39,450,000	19,175,000	36,803,000	18,761,000	36,394,000	18,761,000	36,394,000	18,761,000	36,394,000	
Cotton manufactures	1,294,000	4,603,000	166,000	621,600	164,000	573,000	120,000	429,000	128,000	563,000	128,000	563,000	128,000	563,000	
Fish, fresh, salted, &c.	32,418,000	1,903,000	57,044,000	7,396,000	32,091,000	5,245,000	9,420,000	3,256,000	11,707,000	11,707,000	3,256,000	11,707,000	11,707,000	3,256,000	
Glass and glassware	9,299,000	4,197,000	9,838,000	4,233,000	9,194,000	2,803,000	10,000,000	3,143,000	13,002,000	3,311,000	3,143,000	13,002,000	3,311,000		
Grain:—															
Barley	13,585	1,291	57,375	5,164	201,000	20,000	146,000	17,000	41,000	41,000	17,000	41,000	41,000	17,000	
Oats	29,557,000	1,850,000	39,573,000	4,254,000	38,980,000	3,955,000	12,597,000	1,260,000	30,504,000	3,203,000	1,260,000	30,504,000	3,203,000		
Wheat meal	2,211,000	398,000	1,382,000	283,000	443,000	73,000	240,000	42,000	75,000	13,000	42,000	75,000	13,000		
Iron and steel:—															
Iron ore	1,400,801	10,296,000	1,439,860	10,900,000	1,628,000	12,617,000	1,620,000	13,056,000	1,761,000	13,984,000	1,761,000	13,984,000	1,761,000		
Pig iron	73,468,000	5,073,000	81,719,000	6,420,000	93,845,000	7,981,000	84,477,000	10,137,000	84,821,000	8,482,000	10,137,000	84,821,000	8,482,000		
Bar, bolt, hoop, &c.	169,649,000	24,941,000	171,569,000	24,376,000	179,976,000	28,663,000	175,799,000	34,028,000	149,357,000	23,030,000	34,028,000	149,357,000	23,030,000		
Plates	25,831,000	3,102,000	26,629,000	3,190,000	30,993,000	4,339,000	30,871,000	4,631,000	24,281,000	2,823,000	4,631,000	24,281,000	2,823,000		
Blotting	2,889,000	433,000	3,019,000	433,000	2,933,000	440,000	2,441,000	366,000	1,545,000	237,000	366,000	1,545,000	237,000		
Iron and steel wares	13,904,000	8,381,000	9,045,000	5,827,000	14,249,000	7,396,000	13,768,000	9,607,000	12,021,000	6,952,000	9,607,000	12,021,000	6,952,000		
" " wine	681,000	408,000	750,000	262,000	1,190,000	417,000	862,000	302,000	433,000	327,000	302,000	433,000	327,000		
Lanifer matches	14,885,000	6,698,000	15,953,000	7,479,000	17,355,000	7,810,000	18,891,000	8,161,000	17,661,000	7,920,000	8,161,000	17,661,000	7,920,000		
Machinery	7,989,000	7,989,000	8,643,000	8,643,000	9,947,000	9,947,000	11,580,000	11,580,000	12,781,000	12,781,000	11,580,000	12,781,000	12,781,000		
Paper	28,707,000	7,137,000	31,383,000	7,836,000	39,161,000	9,744,000	50,062,000	12,412,000	58,338,000	14,468,000	12,412,000	58,338,000	14,468,000		
Spirits	336,000	139,000	226,000	123,000	287,000	172,000	297,000	159,000	307,000	175,000	159,000	307,000	175,000		
Wool:—															
Wool	5,120,000	129,348,000	5,143,000	127,340,000	5,134,000	118,387,000	5,116,000	130,094,000	4,623,000	113,384,000	4,623,000	113,384,000	4,623,000		
Beans and planks, Cub. metres.	295,000	4,067,000	319,000	4,436,000	370,000	5,332,000	346,000	6,539,000	286,000	5,984,000	286,000	5,984,000	286,000		
Beans and rafters	157,000	4,073,000	167,000	4,095,000	126,000	2,637,000	115,000	2,337,000	102,000	1,492,000	2,337,000	102,000	1,492,000		
Masts and spars	766,000	6,897,000	794,000	7,300,000	896,000	10,299,000	1,105,000	11,214,000	974,000	8,395,000	1,105,000	11,214,000	8,395,000		
Pit props	51,000	708,000	45,000	643,000	33,000	481,000	46,000	753,000	40,000	645,000	40,000	645,000	40,000		
Staves	182,919,000	16,730,000	181,474,000	15,334,000	209,621,000	20,296,000	228,543,000	29,728,000	231,440,000	25,731,000	29,728,000	231,440,000	25,731,000		
Wood pulp for papermaking, Kilog.	44,425,000	1,955,000	49,597,000	2,678,000	43,635,000	2,921,000	40,879,000	1,921,000	41,248,000	1,604,000	1,921,000	41,248,000	1,604,000		
Zinc blende															
Total value of principal and other articles		358,166,000		344,900,000		358,158,000		391,312,000		353,492,000		391,312,000		353,492,000	

SWITZERLAND.

VALUE of the Total Imports Entered for Consumption and Exports of Domestic Produce (Merchandise only) from and to each Principal Country during the Years ended December 31, 1898 to 1902, inclusive.

NOTE:—Franc—19·3 cents.

		IMPORTS.					EXPORTS.								
		COUNTRIES.													
1898.	1899.	1900.	1901.	1902.						1898.	1899.	1900.	1901.	1902.	
Francs.	Francs.	Francs.	Francs.	Francs.						Francs.	Francs.	Francs.	Francs.	Francs.	
50,959,000	56,431,000	62,306,000	47,024,000	54,056,000	Great Britain.....	148,204,000	163,943,000	175,505,000	188,693,000	186,317,000					
5,906,000	10,062,000	6,846,000	6,610,000	7,328,000	Australia.....	3,323,000	3,297,000	4,181,000	3,657,000	3,752,000					
5,286,000	3,749,000	4,557,000	5,359,000	7,108,000	British India.....	12,295,000	13,838,000	13,489,000	15,152,000	12,810,000					
1,363,000	2,816,000	5,738,000	1,772,000	3,277,000	Canada.....	3,255,000	4,045,000	4,204,000	4,547,000	4,163,000					
66,219,000	76,522,000	69,142,000	63,911,000	70,514,000	Austria-Hungary.....	42,063,000	45,496,000	45,549,000	43,316,000	46,613,000					
5,363,000	10,635,000	11,533,000	11,303,000	8,164,000	Argentine Republic, Uruguay.....	6,213,000	8,184,000	10,226,000	8,867,000	7,596,000					
24,316,000	29,041,000	28,132,000	26,459,000	24,617,000	Belgium.....	12,383,000	13,470,000	14,882,000	14,522,000	13,704,000					
9,601,000	8,798,000	10,029,000	8,577,000	9,361,000	Brazil.....	3,484,000	3,431,000	3,453,000	3,417,000	3,704,000					
10,562,000	6,160,000	12,091,000	7,699,000	15,688,000	Bulgaria, Roumania and Servia.....	6,695,000	5,422,000	4,035,000	5,824,000	6,224,000					
5,628,000	5,654,000	5,105,000	6,315,000	6,908,000	Central American States.....	3,446,000	3,443,000	6,191,000	3,442,000	5,599,000					
116,000	121,000	104,000	185,000	141,000	Denmark.....	3,058,000	3,241,000	3,067,000	3,336,000	3,526,000					
11,941,000	15,721,000	18,101,000	14,495,000	17,534,000	Egypt.....	2,563,000	2,371,000	3,099,000	3,339,000	3,298,000					
263,932,000	213,933,000	207,354,000	205,541,000	217,036,000	France.....	83,219,000	96,288,000	109,933,000	109,246,000	111,905,000					
314,612,000	342,684,000	350,357,000	316,992,000	324,433,000	Germany.....	194,013,000	198,581,000	201,573,000	192,446,000	202,816,000					
155,812,000	191,344,000	162,009,000	157,845,000	177,786,000	Italy.....	38,739,000	41,981,000	44,180,000	46,182,000	50,899,000					
8,610,000	6,807,000	6,714,000	6,481,000	6,173,000	Netherlands, India.....	2,891,000	2,525,000	3,046,000	2,909,000	2,898,000					
61,099,000	57,122,000	48,063,000	57,957,000	62,976,000	Russia.....	30,619,000	31,661,000	26,961,000	25,303,000	26,802,000					
1,269,000	1,401,000	1,847,000	1,180,000	1,280,000	Scandinavia.....	6,796,000	7,896,000	6,261,000	6,736,000	6,609,000					
13,536,000	13,999,000	12,736,000	10,850,000	13,115,000	Spain.....	8,028,000	15,012,000	14,036,000	15,484,000	15,825,000					
73,068,000	61,837,000	57,070,000	61,310,000	61,605,000	United States.....	73,753,000	91,689,000	95,745,000	97,451,000	108,987,000					
32,151,000	41,104,000	31,256,000	32,100,000	39,337,000	Other Countries.....	33,921,000	33,194,000	41,481,000	43,567,000	43,387,000					
1,065,305,000	1,159,941,000	1,111,110,000	1,050,004,000	1,128,511,000	Totals.....	729,581,000	791,848,000	831,687,000	831,457,000	870,048,000					
					Ships' use (Exports) only.....	3,245,000	4,196,000	4,383,000	4,610,000	4,257,000					
1,065,305,000	1,159,941,000	1,111,110,000	1,050,004,000	1,128,511,000	Totals, (w/ship).....	723,826,000	796,044,000	836,080,000	836,067,000	874,305,000					
88,935,000	124,047,000	95,790,000	68,566,000	78,734,000	Gold and Silver coin.....	57,507,000	69,653,000	48,819,000	26,548,000	42,611,000					
1,154,240,000	1,283,988,000	1,206,810,000	1,118,570,000	1,207,245,000	Grand totals.....	781,423,000	865,667,000	884,899,000	863,115,000	916,916,000					

3-4 EDWARD VII., A. 1904

SWITZERLAND.

Total Quantities and Values of the Principal Articles of Domestic Produce Exported during the Years ended December 31, 1898 to 1902, inclusive.

Note: — France 19·3 cents. Kilog=2·201 lbs. Quintal=220·4 lbs.

ARTICLES.	1898.		1899.		1900.		1901.		1902.	
	Quantity.	Value.	Quantity.	Value.	Quantity.	Value.	Quantity.	Value.	Quantity.	Value.
		Francs.		Francs.		Francs.		Francs.		Francs.
Animals:—										
Horses, mules and asses.	2,535	2,610,000	2,503	1,930,000	2,581	1,883,000	2,543	1,727,000	2,585	2,042,000
Other.	38,228	10,651,000	25,553	8,319,000	30,865	10,089,000	43,126	11,975,000	49,862	14,898,000
Books, printed.	3,133,000	3,432,000	3,432,000	3,300,000	3,500,000	3,367,000	3,367,000	3,367,000	3,100,000	3,100,000
Cheese.	233,444	39,415,000	247,449	40,211,000	273,361	43,479,000	272,499	44,035,000	247,169	43,298,000
Chemical products.	162,493	4,911,000	218,178	6,618,000	297,733	7,331,000	260,140	6,950,000	274,681	7,787,000
Cigars and cigarettes.	2,256	2,028,000	2,176	1,988,000	3,084	2,492,000	3,243	2,615,000	2,572	2,205,000
Cotton yarn.	58,670	16,587,000	66,508	18,698,000	59,908	20,026,000	48,086	17,022,000	46,048	15,572,000
Cotton manufactures—										
Price goods.	56,133	31,617,000	58,401	33,971,000	53,836	34,710,000	50,206	33,879,000	51,426	31,436,000
Ribbons, embroidery and lace.	38,885	77,290,000	45,120	100,252,000	50,594	111,254,000	46,495	98,643,000	46,938	111,747,000
Dyes, coal tar.	31,769	16,889,000	33,198	16,437,000	31,158	15,343,000	31,363	11,754,000	36,185	15,967,000
Flax, hemp, jute, &c., and manufactures of.	2,225	1,307,000	2,097	1,492,000	2,271	1,612,000	2,586	1,790,000	2,431	1,851,000
Fleur of all sorts.	57,711	3,885,000	41,745	3,421,000	38,046	3,206,000	39,821	3,333,000	46,301	3,539,000
Hides and skins, raw.	72,831	9,914,000	77,893	10,623,000	77,595	10,841,000	83,350	11,587,000	80,799	11,471,000
Iron manufactures.	34,553	5,732,000	42,546	6,645,000	32,369	6,513,000	32,349	6,566,000	38,802	7,198,000
Jewellery.	2,462	2,716,000	3,597	6,190,000	3,976	3,863,000	3,258	7,353,000	3,244	7,278,000
Leather.	3,158	1,676,000	3,961	2,054,000	3,841	2,055,000	3,526	1,794,000	3,160	1,561,000
" manufactures.	5,463	5,546,000	6,407	6,781,000	7,359	8,079,000	7,354	8,247,000	6,195	6,765,000
Machinery and locomotives.	37,000,000	37,000,000	43,604,000	43,604,000	47,832,000	47,832,000	48,437,000	48,437,000	44,193,000	44,193,000
Meat, fresh and salted.	12,490	2,759,000	15,800	3,197,000	16,008	3,438,000	11,579	2,625,000	10,649	2,639,000
Milk, condensed.	203,527	19,250,000	220,916	20,806,000	282,986	29,733,000	307,246	28,942,000	362,424	34,132,000
Musical boxes, and parts of.	7,922	2,903,000	8,967	3,027,000	21,356	2,826,000	15,517	2,935,000	13,913	3,273,000
Paper and mfrs. of.	4,031	1,328,000	5,430	1,415,000	5,289	2,110,000	4,132	1,834,000	5,669	2,153,000
Silk, waste.	25,785	452,000	27,739	1,347,000	21,810	1,196,000	25,548	831,000	27,994	1,106,000
" thrown and spun.	27,921	72,812,000	29,545	82,350,000	28,840	70,351,000	25,548	75,731,000	30,760	82,501,000
" manufactures.	6,009	138,946,000	6,028	132,331,000	28,440	148,556,000	29,794	155,355,000	30,760	162,296,000
Straw plait.	8,363,000	8,363,000	8,241,000	8,241,000	8,872	8,871,000	4,130	6,440,000	4,962	6,976,000

SESSIONAL PAPER No. 10

Watches and clocks, and parts of.....	4,687	106,501,000	110,816,000	120,193,000	128,340,000	128,586,000
Wearing apparel.....	335,486	8,722,000	9,691,000	11,270,000	11,091,000	11,752,000
Wood, for building.....	21,505	1,820,000	2,096,000	2,369,000	3,056,000	2,930,000
Woodenware.....	12,017	1,874,000	2,067,000	2,146,000	2,197,000	2,219,000
Wool, raw.....	12,766	3,072,000	3,217,000	3,204,000	2,838,000	2,763,000
Woolen yarn.....	5,233	9,055,000	9,503,000	8,190,000	8,852,000	9,796,000
" manufactures.....		5,070,000	5,871,000	7,874,000	6,054,000	5,621,000
Total value of principal and other articles.....		723,826,000	795,014,000	836,087,000	836,507,000	874,305,000

SESSIONAL PAPER No. 10

280,198	920,455	644,993	663,847	600,193	Denmark	16,695,828	18,487,491	16,175,235	15,464,622	16,144,635
677,736	647,593	560,759	436,664	834,026	Danish Possessions	498,227	630,529	692,670	704,717	634,218
62,146,056	73,012,085	75,458,739	82,880,036	91,060,720	France	60,596,809	83,835,097	78,714,927	71,512,984	77,542,436
1,030,608	1,233,439	1,175,910	1,255,424	1,294,924	French Possessions	2,747,143	3,378,610	3,613,461	2,774,350	3,116,930
84,225,777	97,374,700	100,445,920	101,397,523	119,887,908	Germany	155,772,179	187,347,889	191,780,427	173,148,280	193,555,455
	621	5,381	1,819	54,968	German Possessions	27,573	40,605	54,711	58,730	126,351
944,521	1,122,855	1,124,475	1,563,142	1,326,935	Greece	213,507	290,769	291,538	306,950	339,514
17,881,463	20,707,903	+	+	+	Hawaiian Islands	9,305,470	13,509,148	+	+	+
24,832,746	27,924,176	24,618,384	30,554,931	36,368,660	Italy	25,034,940	33,256,620	31,473,189	31,388,135	35,022,660
					Italian Possessions	17,264,688	29,087,475	10,200	1,100	+
					Japan	18,412	37,373	19,000,640	21,485,883	29,924,802
					Liberia	2,747	4,870	25,495	41,888	29,086
					Mexico	18,412	34,974,961	36,475,350	39,873,606	42,227,786
					Netherlands (Holland)	25,483,075	79,395,998	89,886,676	75,123,135	78,245,419
					Netherlands (Holland)	2,467,165	2,610,319	3,323,290	3,196,921	2,727,467
					Philippine Possessions	404,135	2,640,449	4,027,064	3,258,470	4,038,969
					Portuguese Possessions	4,132,400	5,886,542	5,294,240	3,045,651	3,652,194
					Romania	1,860,260	1,816,277	1,834,007	2,921,742	2,693,699
					Russia in Asia	146,048	263,960	263,960	128,879	256,927
					Russia in Europe	1,543,126	3,887,412	1,883,643	1,548,029	1,484,184
					Russia in Europe	8,486,067	7,438,317	8,084,228	9,302,359	16,122,628
					South America—	369	+	+	+	+
					Argentina Republic	9,463,832	9,563,510	11,537,668	9,801,894	11,430,496
					Bahia	1,500	59,223	132,315	89,141	49,107
					Brazil	12,239,636	11,578,119	11,663,574	10,391,130	10,738,748
					Chile	2,107,124	3,287,565	5,294,726	3,711,522	4,038,873
					Colombia	3,042,094	2,710,688	3,142,052	2,973,460	4,293,945
					Ecuador	882,591	1,216,008	2,015,085	1,462,105	1,353,162
					Paraguay	10,751	4,884	12,695	16,784	13,021
					Peru	1,325,650	1,662,475	3,126,931	2,568,495	2,971,411
					Uruguay	1,242,822	1,816,720	1,637,074	1,386,439	1,505,100
					Venezuela	2,851,634	2,452,737	3,271,877	2,793,743	1,878,202
					Spain	9,077,807	13,399,680	15,480,288	15,511,987	17,626,084
					Spanish Possessions	216,626	238,706	268,505	340,801	817,729
					Sweden and Norway	12,218,280	10,436,467	11,844,152	10,108,166	10,160,874
					Switzerland	267,732	250,477	255,360	217,315	263,647
					Turkey in Asia	167,743	226,655	194,162	169,177	276,247
					Turkey in Europe	354,457	340,357	392,958	604,775	496,785
					Turkish Possessions	494,474	1,095,663	1,218,242	1,269,449	740,375
					West Indies—	+	+	+	+	+
					Cuba	18,616,377	26,513,400	25,964,801	26,623,600	21,769,572
					Haiti	2,453,966	2,996,689	3,424,662	2,691,413	2,383,424
					Porto Rico	2,685,848	4,640,449	+	+	+
					Santo Domingo	1,104,013	1,317,098	1,799,685	1,577,592	1,390,967
					All other countries in Africa	659,605	413,283	60,592	115,995	297,408

+The commerce between the United States and Hawaii and Porto Rico, respectively, is not included in the statements of the foreign trade of the United States after June 30, 1900.

UNITED STATES.

VALUE of the Total Imports and Exports of Merchandise from and to each Principal Country during the Years ended June 30, 1899 to 1903, inclusive—*Con.*

		IMPORTS.					EXPORTS.				
		COUNTRIES.					COUNTRIES.				
		1898-9.	1899-1900.	1900-1.	1901-2.	1902-3.	1898-9.	1899-1900.	1900-1.	1901-2.	1902-3.
%	%	%	%	%	%	%	%	%	%	%	
78,431	325,257	393,115	685,887	212,268	All other countries in Asia,	124,678	186,651	305,589	163,988	77,001	
36,832	78,153	71,788	10,019	All other islands and ports,	63,405	159,862	164,777	32,199	3,668	
485,984,143	577,437,517	564,511,194	612,033,846	697,244,805 Totals, Foreign Countries,	564,883,481	692,214,265	667,325,545	635,776,368	672,391,529	
211,164,346	272,503,667	258,660,971	290,387,102	328,506,733 Totals, British Empire,	662,139,818	702,268,817	820,439,446	745,943,633	747,546,485	
697,148,489	849,941,184	823,172,165	903,320,948	1,025,751,538 Grand totals,	1,227,023,302	1,394,483,082	1,487,764,991	1,381,719,401	1,420,138,014	

TOTAL Quantities and Values of the Principal Articles of Merchandise Imported during the Years ended June 30, 1899 to 1903, inclusive.

ARTICLES.	1898-9.		1899-1900.		1900-1.		1901-2.		1902-3.	
	Quantity.	Value.	Quantity.	Value.	Quantity.	Value.	Quantity.	Value.	Quantity.	Value.
Animals:—		\$		%		%		%		%
Cattle.....	199,752	2,320,362	181,006	2,257,694	146,022	1,931,433	96,027	1,608,722	66,166	1,161,548
Horses.....	3,042	551,050	3,102	596,592	3,785	985,738	4,832	1,577,234	4,998	1,533,796
Sheep.....	345,911	1,200,081	381,792	1,365,026	331,488	1,236,277	266,953	956,710	301,623	1,036,934
Other.....	265,032	311,638	325,507	481,865	799,067
Totals, animals.....	4,336,525	4,530,950	4,478,955	4,624,531	4,531,345
Art works.....	2,458,978	2,608,891	3,304,546	3,516,536	4,310,315
Books and other printed matter.....	3,083,401	3,571,026	3,792,536	4,133,215	4,323,938
Breadstuffs.....	2,544,765	1,803,029	2,052,271	2,080,295	3,023,195
Bristles.....	1,458,252	2,159,867	1,736,197	2,047,331	2,654,604
Brushes.....	1,856,577	890,629	2,530,158	977,513	1,142,385	2,013,109	3,043,865
Buttons and button forms.....	451,331	592,501	551,492	954,020	1,245,671
Cement, Roman, Portland and other hydraulic.....	8,344,211	2,776,336	9,425,687	3,270,916	6,387,705	2,198,891	4,238,442	1,478,432	11,104,228	3,547,914
Chemicals, drugs and dyes:—										
Angols, or wine lees.....	23,300,762	1,914,450	27,339,489	2,388,693	28,598,781	2,476,482	29,276,148	2,263,588	29,966,557	2,734,027
Coal tar, colours and dyes.....	3,799,353	4,890,072	3,881,045	4,651,346	5,304,695
Dye woods.....	988,433	1,083,644	1,274,445	1,158,904	1,417,770
Glycerine.....	15,665,252	1,024,131	27,943,106	2,155,414	20,369,712	1,722,882	28,576,400	2,358,325	35,295,585	2,837,802
Gums.....	5,868,765	6,884,704	6,639,139	7,744,183	10,394,647
Indigo.....	1,698,583	1,446,490	1,402,894	1,035,980	1,202,451
Liquorice root.....	3,127,357	1,697,256	1,737,097	1,926,903	1,545,167
Opium.....	637,713	687,417	700,789	694,634	728,173
Potash.....	158,477,693	2,980,486	181,662,092	3,437,160	204,462,724	3,870,011	222,307,750	4,076,565	264,833,006	4,300,948
Soda.....	336,593,392	2,953,781	488,752,547	5,908,611	468,737,031	6,396,546	435,534,348	6,225,347	533,293,952	8,340,385
Sulphur or brims tonc, crude.....	128,683	2,370,449	155,399	2,711,912	159,711	2,875,104	187,480	3,582,884	181,130	3,549,370

SESSIONAL PAPER No. 10

All other mfrs.	5,563,294	6,759,449	6,677,094	7,704,770	9,603,493
Totals, cotton and mfrs. of	37,278,436	49,501,631	47,223,783	56,668,357	64,239,417
Earthen stone and chinaware.	7,603,955	8,645,265	9,472,869	9,680,156	10,512,052
Feathers, &c., natural and artificial.	4,524,172	4,078,925	3,600,411	5,110,923	5,164,901
Fibres, vegetable, textile, grasses and mfrs. of:—					
Unmanufactured.	20,300,093	26,373,805	22,932,506	31,545,962	34,462,513
Manufactured.	23,157,594	31,563,371	32,762,608	39,636,362	39,334,521
Fish.	6,055,139	7,472,057	7,291,411	8,327,097	8,514,934
Fruits, including nuts.	18,314,206	19,293,592	19,586,703	21,480,525	23,726,636
Furs and mfrs. of.	10,861,262	12,060,124	11,019,658	15,301,912	15,301,912
Glass and glassware.	4,303,660	5,037,931	5,010,675	6,205,052	7,088,282
Hair.	1,974,013	2,694,190	1,686,145	2,035,536	2,775,084
Hats, bonnets and hoods and materials for, composed of straw, &c.	2,426,726	2,827,434	2,798,109	3,050,478	3,871,263
Hay. Tons.	115,409	1,019,743	1,128,610	381,417	2,238,109
Hides and skins, other than fur skins.	19,872	143,890	142,620	48,415	293,112
Hops.	267,090,750	345,935,778	48,220,013	58,006,618	318,802,222
Household effects.	1,319,319	57,935,698	851,008	833,702	58,031,613
India-rubber and gutta-percha, crude.	3,113,107	2,007,805	2,366,727	2,934,244	1,808,491
Lbs.	32,041,626	31,792,697	61,927,176	25,652,977	2,855,814
Lbs.	58,055,887	61,927,176	28,835,178	67,790,069	30,997,232
Iron and steel and mfrs. of—					
Iron ore. Tons.	269,013	946,194	771,457	1,189,732	2,351,278
Ingots, blooms, slabs, billets, &c.	23,797,994	1,389,028	1,281,329	2,362,544	9,834,236
Lbs.	23,318	2,109,501	1,355,231	3,506,375	16,830,592
Pig iron.	624	83,738	48,650	371,452	2,874,188
Railway bars.	20,353	2,487	15,017	956,198	122,984
Tin plates, tinned plates, &c.	108,484,826	147,963,804	3,770,062	6,065,624	3,209,915
Lbs.	2,613,564	117,880,312	19,996,086	109,913,293	6,220,307
Other iron and steel, except mfrs. of.	2,234,539	3,792,429	3,236,024	4,176,382	6,220,307
Manufactures:—					
Cutlery.	1,188,916	1,534,382	1,596,668	1,706,454	1,782,970
Machinery.	1,630,542	3,569,096	3,324,765	3,646,572	4,085,825
Other mfrs.	2,612,591	3,290,738	3,262,060	4,340,216	6,779,279
Totals, iron and steel mfrs. of.	12,502,063	21,975,750	19,010,060	29,542,791	53,908,590
Jewellery and precious stones.	17,650,413	17,783,076	24,216,407	25,990,570	33,492,580
Lead in ore and base bullion.	2,763,381	193,931,735	290,812,375	4,497,860	4,073,193
Lbs.	191,931,295	3,128,675	201,486,936	211,704,616	211,704,616

3-4 EDWARD VII., A. 1904

UNITED STATES.

TOTAL (Quantities and Values of the Principal Articles of Merchandise Imported during the Years ended June 30, 1899 to 1903, inclusive.—*Con.*)

ARTICLES.	1898-9.		1899-1900.		1900-1.		1901-2.		1902-3.	
	Quantity.	Value.	Quantity.	Value.	Quantity.	Value.	Quantity.	Value.	Quantity.	Value.
		\$		\$		\$		\$		\$
Leather and mfrs. of		11,116,647		13,292,196		11,887,012		11,317,785		11,294,167
Marble and stone and mfrs. of		883,852		1,028,550		1,276,602		1,641,388		1,753,780
Metals, metal compositions, &c.		4,118,313		5,570,127		5,996,963		6,223,383		7,056,654
Musical instruments.		1,058,424		1,090,541		991,726		1,000,489		1,125,283
Oils.		5,641,185		6,817,780		7,097,431		9,300,198		12,283,957
Paper stock, crude.		2,614,914		3,261,778		2,183,686		2,770,255		3,015,084
Paper and mfrs. of		3,191,589		3,793,045		4,002,989		4,223,125		4,733,036
Provisions.		1,993,185		2,283,383		2,649,466		3,510,696		4,703,536
Rice.	204,177,293	3,930,149	116,679,881	2,279,036	117,199,710	2,324,898	157,658,894	2,926,321	163,656,184	3,061,473
Steeds.		1,221,845		1,793,048		4,039,194		3,252,152		2,831,279
Silk and mfrs. of—		32,479,627		45,329,760		30,051,365		42,635,351		50,011,819
Unmanufactured		25,109,074		30,894,373		26,842,138		32,640,242		35,962,851
Manufactures of	31,060,829	2,782,301	38,845,615	3,401,265	35,211,737	3,563,109	37,483,115	3,685,242	51,201,179	4,815,125
Spices.										
Spirits, wines and malt		11,223,163		12,758,582		14,266,600		15,246,640		17,171,617
Liquors										
Sugar and molasses:—										
Molasses		789,376		890,324		1,123,923		1,037,696		1,124,710
Sugar	5,821,556	94,964,120	7,025,068	100,250,974	39,750,058	90,487,800	30,319,159	55,061,007	42,161,081	72,114,291
Tin	74,089,899	9,675,081	84,845,107	10,558,110	89,806,453	11,017,876	75,579,125	108,374,905	15,659,229	
Tin in bars, blocks, pigs, &c.	67,342,107	11,843,357	76,158,915	19,104,301	73,091,890	19,805,551	79,352,356	19,461,850	88,018,636	
Tobacco and mfrs. of:—										
Unmanufactured	14,085,829	9,900,253	19,619,627	13,297,223	26,851,257	16,290,387	29,428,887	15,211,871	34,015,667	17,234,449
Manufactures of		2,143,999		2,364,137		2,480,139		2,494,822		3,344,671
Toys.		2,265,512		2,923,984		3,830,311		4,023,670		4,232,074
Vegetables		2,178,738		2,935,977		3,719,679		7,039,835		4,581,355

3-4 EDWARD VII., A. 1904

UNITED STATES.

TOTAL Quantities and Values of the Principal Articles of Domestic Produce (Merchandise only) Exported during the Years ended June 30, 1899 to 1903, inclusive.

Articles.	1898-9.		1899-1900.		1900-1.		1901-2.		1902-3.	
	Quantity.	Value. \$	Quantity.	Value. \$	Quantity.	Value. \$	Quantity.	Value. \$	Quantity.	Value. \$
Agricultural implements.....		12,432,197		16,099,149		16,313,434		16,286,740		21,066,622
Animals:—										
Cattle.....	389,490	30,516,833	397,286	30,635,153	459,218	37,566,980	392,884	29,902,212	402,178	29,848,936
Horses.....	45,778	5,444,342	64,772	7,612,616	82,250	8,873,845	103,020	10,048,016	34,007	3,152,159
Sheep.....	143,286	853,555	125,772	733,477	297,925	1,933,000	358,720	1,940,060	176,961	1,067,860
Other.....		1,066,186		4,663,785		3,685,051		2,981,366		712,238
Totals, animals.....		37,880,916		43,585,031		52,058,876		44,871,684		34,781,193
Books, maps, engravings, &c.....		2,656,136		2,943,435		3,472,343		3,997,977		4,442,653
Breadstuffs:—										
Barley.....	2,267,463	1,375,274	23,661,662	11,216,694	6,293,207	2,883,565	8,714,268	3,995,303	8,429,141	4,662,544
Corn.....	174,089,094	68,977,448	209,348,284	85,206,400	177,817,965	82,527,983	26,636,592	16,185,673	74,833,237	40,540,637
Oats.....	30,309,778	9,787,540	41,369,415	12,504,634	37,146,812	11,765,030	9,971,139	4,153,238	4,613,809	1,850,728
Pease and beans.....	883,201	1,263,812	617,355	983,401	668,670	862,088	324,481	636,345	232,841	530,875
Wheat.....	139,432,815	104,263,169	101,959,389	73,237,080	132,060,667	96,771,743	154,856,102	112,875,222	114,181,430	87,795,104
All other, including malt and rice meal and flour.....	18,485,630	73,093,870	18,699,194	67,760,886	18,650,979	69,459,296	17,739,263	63,661,974	19,716,634	73,756,404
Totals, breadstuffs.....		16,939,352		13,790,949		12,623,529		10,787,545		13,039,306
Carrriages, cars, other vehicles and parts of.....		275,712,465		264,610,064		276,893,531		214,293,300		222,175,598
Cement.....		9,860,164		9,965,610		10,920,931		9,872,516		10,499,195
Chemicals, drugs, dyes and medicines.....	61,122	131,361	76,055	163,162	218,240	438,915	392,462	651,526	271,272	419,361
Clocks and watches.....		10,995,289		13,203,610		14,389,453		13,288,218		13,697,601
Coal.....	5,651,933	1,863,431	7,188,948	1,977,691	7,675,549	2,340,751	2,144,490	2,076,461	6,598,523	2,133,529
Coke.....	215,513	682,788	363,292	1,233,921	365,888	1,433,497	492,465	1,720,457	380,048	21,206,498
Copper and mfrs. of:—										
Ore.....	5,910	440,575	7,285	1,009,288	10,106	1,346,707	25,076	2,601,637	12,808	927,417

SESSIONAL PAPER No. 10

Ingot, bars, plates, &c. Lbs.	34,476,343	333,310,725	55,772,166	252,719,328	41,260,376	288,720,655	39,190,619	297,656,122	37,354,061
All other	1,597,186	2,080,794	2,006,645	2,027,754	2,313,135
Totals, copper and mfrs. of.	36,424,104	58,862,248	44,613,728	43,820,070	40,594,613
Cotton and mfrs. of:—									
Unmanufactured Cwt.	210,089,576	31,262,256	242,988,978	33,590,624	315,105,047	35,289,746	291,598,356	35,691,420	317,065,271
Manufactured:—									
Cloths Yds.	18,969,897	352,194,989	18,068,934	251,503,351	14,136,037	504,773,813	25,861,196	495,379,197	25,352,584
Other mfrs.	4,597,017	5,934,153	6,136,381	6,247,166	6,863,720
Totals, cotton and mfrs. of.	233,656,490	266,992,065	335,377,465	323,706,718	349,281,575
Fertilizers. Tons.	6,964,365	815,216	7,218,224	643,626	5,425,960	763,700	6,256,035	834,180	6,724,301
Fibres, vegetable and textile									
grasses, manufactures of.	3,093,102	4,441,835	4,441,835	4,302,876	4,575,219	5,290,948
Wool.	2,169,811	5,427,469	5,427,469	6,789,482	6,563,199	6,717,274
Fruits and nuts.	7,897,485	11,642,662	11,642,662	10,826,351	8,719,344	18,057,677
Furs and skins.	3,092,846	4,503,968	4,503,968	4,404,448	5,630,204	6,181,115
Glass and glassware.	1,563,651	1,936,119	1,936,119	2,126,309	1,960,106	2,150,699
Grease, grease scraps and all									
soap stock.	2,576,507	2,944,322	2,944,322	3,339,948	2,610,325	2,925,565
Gunpowder and other explosives.	1,531,389	1,891,604	1,891,604	1,712,102	2,062,381	2,454,510
Hides and skins other than fur. Lbs.	929,117	7,486,256	894,673	11,161,749	1,064,952	9,372,747	906,504	12,859,549	1,224,400
Hops.	3,626,144	12,639,474	1,707,660	14,963,676	2,466,515	10,715,151	1,550,657	7,794,705	1,909,951
India rubber and mfrs. of.	2,321,141	3,123,925	3,123,925	3,659,361	4,032,100	4,580,937
Instruments and apparatus									
for scientific purposes, in-									
cluding telegraph, &c.	4,399,180	6,435,766	7,361,231	5,389,476	7,130,508
Iron and steel and mfrs. of:—									
Bar iron. Lbs.	23,564,511	18,456,435	378,120	53,120,643	884,094	45,071,956	778,708	40,583,205	721,284
Bars or rods of steel.	120,354,650	99,028,961	1,968,388	191,748,634	2,987,769	62,345,064	1,222,182	101,807,835	1,861,303
Billets, ingots and blooms. Tons.	43,124	14,109	441,605	121,136	3,158,239	2,907	78,355	2,127	68,064
Builders' hardware, saws									
and tools.	7,842,372	9,648,924	9,204,513	9,844,102	12,064,824
Machinery, machines and									
parts of.	44,285,363	55,485,495	49,814,489	47,591,584	50,988,606
Nails and spikes. Lbs.	1,863,076	113,892,583	3,050,948	74,644,984	1,815,298	65,791,731	1,524,466	84,782,555	1,884,415
Rails for railways. Tons.	5,439,831	347,805	9,356,448	374,978	10,875,756	167,456	4,637,096	22,977	714,040
Sheets and plates. Lbs.	1,969,658	98,026,529	1,818,613	127,911,488	2,318,387	40,433,808	983,108	39,727,042	991,493
Structural iron and steel. Tons.	1,759,988	56,275	2,835,588	64,820	3,337,923	61,190	3,202,020	32,952	1,963,797
Wire. Lbs.	3,891,180	236,772,806	5,982,400	164,883,419	4,104,563	223,193,550	5,278,454	224,152,685	5,172,140
All other mfrs. of iron and									
steel	23,970,861	31,036,061	28,977,066	23,590,644	20,479,483
Totals, iron and steel									
and mfrs. of, includ-									
ing ore.	93,782,431	121,992,590	117,495,137	98,730,669	96,909,449

3-4 EDWARD VII., A. 1904

UNITED STATES.

Total Quantities and Values of the Principal Articles of Domestic Produce (Merchandise only) Exported during the Years ended June 30, 1899 to 1903, inclusive—*Con.*

ARTICLES.	1898-9.		1899-1900.		1900-1.		1901-2.		1902-3.	
	Quantity.	Value.	Quantity.	Value.	Quantity.	Value.	Quantity.	Value.	Quantity.	Value.
Jewellery and mfrs. of gold and silver		963,156		1,143,688		1,229,672		1,338,347		1,293,021
Leather and manufactures of:—										
Leather unmanufactured		19,725,473		21,797,157		21,320,646		22,350,134		23,514,199
Manufactures of:—										
Boots and shoes	1,934,277	2,711,385	3,016,720	4,276,656	3,492,041	5,626,290	3,966,766	6,182,098		6,665,017
All other mfrs. of		1,030,127		1,219,197		1,076,717		1,266,091		1,488,173
Totals, leather and mfrs. of		23,466,985		27,293,010		27,923,653		29,798,323		31,617,389
Marble and stone and mfrs. of		1,886,756		1,677,169		1,638,314		1,761,696		1,565,244
Musical instruments		1,791,843		1,958,779		2,780,796		3,694,143		3,281,909
Naval stores		9,982,955		12,474,194		12,580,950		11,733,562		12,918,708
Oil cake and oil cake meal. Cwt.	15,690,929	14,548,765	16,317,231	16,806,302	17,265,453	18,723,672	16,480,934	19,943,198	16,713,011	19,743,711
Oils:—										
Animals	2,109,504	704,127	1,925,741	718,497	2,399,469	1,018,431	2,121,661	910,697	1,890,812	856,564
Mineral:—										
Refined illuminating	722,279,480	41,087,031	721,027,637	55,979,566	781,207,105	51,477,297	842,829,070	53,390,345	699,810,892	47,079,842
All other		15,186,137		19,632,184		19,635,521		18,912,477		20,173,691
Vegetable:—										
Cotton seed	50,627,219	12,077,519	46,902,390	14,127,598	49,356,741	16,541,321	33,042,848	12,992,393	35,612,994	14,211,244
All other		1,731,816		2,217,518		2,494,365		2,316,240		2,023,018
Totals, oils		70,786,630		92,075,893		91,166,905		88,522,152		84,344,459
Paints, pigments and colours		1,447,425		1,902,367		2,036,343		2,090,979		2,350,937
Paper and mfrs. of		5,477,884		6,215,833		7,438,901		7,312,030		7,186,014
Paraffine and paraffine wax. Lbs.	174,844,701	6,804,684	182,153,718	8,602,723	129,184,962	6,857,288	173,583,203	8,858,844	201,325,210	9,411,294

3-4 EDWARD VII., A. 1904

UNITED STATES.

TOTAL Quantities and Values of the Principal Articles of Domestic Produce (Merchandise only) Exported during the Years ended June 30, 1899 to 1903, inclusive.—*Con.*

ARTICLES.	1898-9.		1899-1900.		1900 1.		1901 2.		1902 3.	
	Quantity.	Value. \$	Quantity.	Value. \$	Quantity.	Value. \$	Quantity.	Value. \$	Quantity.	Value. \$
Wood and mfrs. of— <i>Con.</i>										
Manufactured—										
Doors, sash and blinds.		1,436,907		1,432,510		990,698		920,688		1,727,387
Furniture.		3,571,375		4,191,036		3,951,498		4,125,953		4,454,309
Wood pulp.		696,319		468,463		1,051,867		710,163		445,228
Lbs.	55,932,270		28,654,801		61,928,437		38,348,632		22,461,472	
All other manufactured wood.		4,310,684		5,450,829		5,105,580		5,830,946		6,444,327
Totals, manufactured wood.		9,745,285		11,232,838		11,049,643		11,617,630		13,071,251
Wood and mfrs. of.		1,284,737		1,687,601		1,568,750		1,525,826		1,793,946
Zinc and mfrs. of.		1,973,091		2,874,421		2,280,345		2,017,191		1,672,367
Total value of principal and other articles (Home Produce).		1,263,981,222		1,370,763,571		1,460,462,806		1,355,481,861		1,382,231,637
Total value of principal and other articles (Foreign Produce).		23,092,080		23,719,511		27,302,185		26,237,540		27,906,377
Total value of principal and other articles.		1,227,023,302		1,394,483,082		1,487,764,991		1,381,719,401		1,420,138,014

URUGUAY.

VALUE of the Total Imports Entered for Consumption and Exports of Domestic Produce (Merchandise only) from and to each Principal Country during the Years ended December 31, 1898 to 1902, inclusive.

NOTE :—Peso Fuerte=81.01.

		IMPORTS.				EXPORTS.			
		COUNTRIES.							
1898.	1899.	1900.	1901.	1902.	1898.	1899.	1900.	1901.	1902.
Pesos Fuert.	Pesos Fuert.	Pesos Fuert.	Pesos Fuert.	Pesos Fuert.	Pesos Fuert.	Pesos Fuert.	Pesos Fuert.	Pesos Fuert.	Pesos Fuert.
6,762,794	6,874,509	6,336,692	6,167,348		2,884,329	2,394,538	1,978,819	2,270,094	
2,988,715	3,851,466	2,700,468	3,074,753		5,318,270	7,014,428	2,825,018	4,333,587	
1,872,665	1,852,961	1,558,309	1,424,068		5,399,282	5,871,409	5,215,315	4,188,009	
1,872,572	1,402,307	1,269,242	1,540,955		5,855,348	6,990,920	7,598,123	4,454,250	
124,166	121,440	110,638	87,684		218,980	277,435	490,378	288,547	
91,594	115,702	115,927	99,615		208,373	596,829	454,592	463,475	
2,637,750	2,188,010	1,981,685	2,161,139		5,516,889	5,796,808	4,790,871	4,925,604	
2,311,631	2,647,189	3,499,919	2,913,537		2,810,333	4,392,946	2,777,183	3,195,124	
3,140	2,724	3,377	6,227		29,326	40,970	6,053	
2,274,784	2,380,069	2,212,031	2,108,469		577,063	723,407	725,476	482,818	
107,434	132,529	168,846	152,562		
13,130	16,759	14,056	17,123		140,635	125,486	153,321	234,770	
1,977,407	1,859,592	1,824,071	1,860,762		236,282	469,342	588,093	615,086	
1,932,468	2,201,287	2,132,945	2,077,750		984,040	1,629,039	1,671,955	1,338,128	
9,111	6,244		97,766	247,997	135,665	335,634	
24,784,361	25,652,788	23,978,206	23,691,932		30,276,916	36,574,164	29,410,862	27,751,126	
									Returns not to hand.

3-4 EDWARD VII., A. 1904

URUGUAY.

TOTAL Quantities and Values of the Principal Articles of Merchandise Imported (Entered for Consumption), during the Years ended December 31, 1898 to 1902, inclusive.

NOTE:—Peso Fuerte=\$1.01. Kilog=2.204 lbs. Litre=2202 galls. Tonelade=2,000 lbs.

ARTICLES.	1898.		1899.		1900.		1901.		1902.	
	Quantity.	Value.	Quantity.	Value.	Quantity.	Value.	Quantity.	Value.	Quantity.	Value.
		Pesos Fuert.		Pesos Fuert.		Pesos Fuert.		Pesos Fuert.		Pesos Fuert.
Animals, livings—										
Cattle.....	251,804	2,007,000	275,423	2,135,000	99,175	878,000	82,388	734,485		
Other.....	22,089	87,000	30,306	76,000	10,846	132,000	8,395	88,298		
Cashmeres.....	378,000	651,000	414,000	703,000	395,000	711,000	327,283	566,499		
Coal.....	94,560	946,000	131,727	1,377,000	106,915	1,039,000	112,721	1,127,214		
Coffee.....	1,005,000	241,000	1,153,000	277,000	1,004,000	241,000	1,433,955	348,949		
Cotton piece-goods (Pure).....	3,044,000	2,521,000	2,870,000	2,457,000	2,297,000	1,963,000	2,456,600	1,838,153		
Drugs.....	223,000	224,000	254,000	224,697		
Haberdashery.....	321,000	296,000	311,000	297,083		
Haus and batens materials.....	243,000	255,000	170,000	177,982		
Iron and steel—										
Bars, plates, columns, girders, rails, &c.....	5,944,000	267,000	5,508,000	253,000	5,985,000	306,000	4,645,000	223,000		
Iron galvanized for roofs.....	3,265,000	229,000	3,542,000	248,000	2,464,000	172,000	3,354,999	234,840		
Ironmongery.....	417,000	441,000	441,000	350,702		
Wire for fencing.....	7,739,000	406,000	8,511,000	523,000	6,439,000	426,000	7,356,033	518,220		
Machinery and tools—										
Agricultural.....	241,000	325,000	216,000	146,404		
Industrial.....	158,000	203,000	224,000	218,350		
Oil—Kerosene.....	10,314,000	480,000	8,640,000	402,000	11,040,000	514,000	9,076,545	422,604		
Olive.....	1,141,000	343,000	1,073,000	324,000	872,000	262,000	357,863	281,341		
Paper of all kinds.....	379,000	399,000	361,000	366,400		
Rice.....	4,229,000	359,000	4,312,000	378,000	5,695,000	385,000	5,202,193	334,296		
Sackcloth.....	2,134,000	299,000	2,123,000	297,000	1,747,000	244,000	2,271,430	318,000		
Sugar, raw and refined.....	16,047,000	1,420,000	17,034,000	1,558,000	17,719,000	1,629,000	18,692,986	1,722,868		
Tobacco, cigars and snuff.....	795,000	212,000	794,000	224,000	738,000	210,000	723,777	231,823		
Wearing apparel.....	754,000	656,000	569,000	509,411		
Wine.....	19,012,000	2,322,000	16,340,000	2,010,000	16,371,000	2,014,000	16,368,632	2,005,716		
Wool and mfrs. of.....	765,000	911,000	840,000	1,031,575		
Woolen piece-goods, of pure wool.....	36,000	173,000	31,000	144,000	23,000	123,000	19,286	119,702		

Returns not to hand.

Returns not to hand.

SESSIONAL PAPER No. 10

Wool mixed with, other materials..... Kilogs	7,000	144,000	9,000	127,000	8,000	125,000	482,344	113,542
Yerba Mate (Paraguay Tea)..... "	8,785,000	879,000	9,007,000	901,000	8,415,000	841,000	9,579,470	957,947
Total value of principal and other articles..		24,784,361		25,052,788		23,978,206		23,691,932

URUGUAY.

TOTAL Quantities and Values of the Principal Articles of Domestic Produce Exported (Merchandise only) during the Years ended December 31, 1898 to 1902, inclusive.

NOTE:—Peso Fuerte=\$1 01. Kilog=2 204 lbs. Litre=2202 galls. Tonelade=2,000 lbs.

ARTICLES.	1898.		1899.		1900.		1901.		1902.	
	Quantity.	Value.	Quantity.	Value.	Quantity.	Value.	Quantity.	Value.	Quantity.	Value.
Animals, living—		Pesos Fuert.		Pesos Fuert.		Pesos Fuert.		Pesos Fuert.		Pesos Fuert.
Horses and mules..... No.	9,873	51,000	2,099	14,000	5,815	35,000	7,181	39,825		
Oxen and cows..... "	30,843	225,000	24,672	210,000	60,572	466,000	42,684	363,011		
Sheep..... "	114,903	57,000	72,000	38,000	60,004	32,000	97,040	70,412		
Other..... "	1,163	3,000	199	1,000	427	1,000	58	174		
Bones and bone ash..... Kilogs.	13,461,000	108,000	15,187,000	124,000	16,935,000	149,000	8,760,000	79,000		
Grain and flour										
Maize..... "	12,576,000	170,000	10,426,000	130,000	186,000	7,000	23,533,436	383,932		
Wheat..... "	77,231,000	2,406,000	62,673,000	1,368,000	39,872,000	950,000	248,157	6,206		
Wheat flour..... "	11,296,000	601,000	20,726,000	660,000	18,129,000	535,000	174,978	6,239		
Chamo..... "	5,568,000	111,000	6,228,000	121,000	4,651,000	70,000	7,053,134	106,828		
Hides and skins										
Ox hides salted..... No.	773,000	3,459,000	882,000	3,930,000	822,000	4,930,000	821,094	4,426,546		
" dried..... "	469,000	1,233,000	653,000	1,768,000	628,000	2,013,000	703,902	2,111,706		
Sheep skins..... Kilogs.	7,646,000	1,409,000	6,295,000	1,879,000	4,626,000	983,000	7,444,253	1,147,466		
Horse hair..... "	805,000	306,000	761,000	317,000	735,000	330,000	742,307	328,978		
Meat, salted or smoked..... "	51,065,000	5,475,000	58,949,000	7,083,000	57,546,000	6,042,000	46,599,222	4,892,910		
Meat, extract of..... "	182,000	1,447,000	564,000	1,693,000	579,000	1,319,000	678,326	1,220,986		
Tallow..... "	13,464,000	1,255,000	14,039,000	1,495,000	14,450,000	1,662,000	13,306,232	1,530,220		
Wool, raw..... "	41,012,000	10,716,000	39,315,000	14,272,000	26,755,000	8,025,000	46,200,217	8,662,187		
Total value of principal and other articles.....		30,276,916		36,574,164		29,410,862		27,731,126		
										Returns not to hand.
										Returns not to hand.

INDEX

TO STATEMENTS Nos. 11 TO 19, Part I

See also "Table of Contents"

A		PAGE.	A		PAGE.
Absinthe		134	Antimouy		50, 108
Acetate of lead		106	" salts		50
Acetic acid		48	Anthracite coal dust		42, 180
Acids	48,	164	Antiseptic surgical dressing		50
Aconite root		52	Anvils		86
Adhesive felt		60	Apparel of subjects dying abroad		156
Additional duties, post entries, &c.		160	Apple trees		126
Advertising—Pamphlets of all kinds		34	Apples, dried and green	68, 166, 212, 277, 348,	436
Adzes		102	" pine		70
African teak		150	Arabic, gum		52
Agricultural implements	86, 167, 190, 212, 281,	322, 354, 458	Archill, extract of		54
" " parts of		86	Argentine Republic, imports and exports (See Table of Contents)		
" " products	28,	162	Argol, not refined		50
Air compressors		92	Arms, fire		102
Alabaster, ornaments of		58	Army, articles for	156,	206
Albumen, blood		50	Aromatic seed, &c.		130
Albuminized paper		122	Arrack or palm spirit		134
Albums		122	Arrowroot	34, 223,	306
Alcohol and alcoholic liquors—all kinds		134	Arsenic	50, 108,	168
Ale, beer and porter	28, 162, 174, 222,	302	Arseniate of aniline		50
" ginger		28, 302	Articles for A. A. Telegraph Co.		158
Alizarine		50, 182	Articles for Consuls General, Dominion Government, Governor General, and miscellaneous articles, not enumerated	156, 206,	302
Alkanet, crude		52	Articles for the use of Army and Navy	156, 206,	302
Alligator leather		80	Artificial limbs		28
Almanacs		34	Asbestos and manufactures of	108, 168, 214, 283,	354, 374
Almonds		68	Ash timber		150, 173
Alum		50	Ashes, pot, pearl and soda	28, 162, 264,	336, 396
" cake		50	Ashes, Pot and Pearl, inspection of (See under Table of Contents)		
Alumina, sulphate of		50	Asphaltum and asphalt	28, 176, 222,	302
Aluminium, aluminium, &c.	108		Astrachan furs and skins		70
" acetate of		108	Astronomical globes		32
Amber		58	Attachments, binding		86
" gum		52	Augers, steel for manuf. of		109
Amaranth		148	Australasian trade statistics, &c., (See Table of Contents)		
Amber, ornaments of		58	Australia, Southern, imports and exports (See Table of Contents)		
Ambergris		62	Australian gum		52
American West Indies, imports and exports (See Table of Contents)			Axes		102
Ammoniac, sal.		54	Axle-grease		74
Ammonia, aromatic, spirits of		134	Axles		86
" nitrate of		50	" spring, bars, blanks		86, 100
" sulphate of		50			
Ammunition		74			
Amyl		134			
Anatomical preparations		156			
Anchors		86			
Anchovies		64			
Angles, iron		92			
Angostura		134			
Aniline and manufactures of		50			
Animals, living	28, 162, 176, 208, 222, 263, 302,	336, 418, 421			
Animal manures		60			
Animals, products of	28, 162				
Aniseed		130			
Anise-star		130			
Annato and annato seed	50, 130				
Anodes, nickel		112			
Anodynes		56			

B	PAGE.
Bait-fish	62, 64, 165
Baking powder.....	28, 176, 222, 304
Balances.....	96
Balls, glass.....	72
Balsam.....	28, 52, 162
Bamboo-reeds.....	146
" unmanufactured	146
Bananas.....	68
Bandages, suspensory.....	28
Bands, hatters'.....	78
Band iron.....	88, 90, 100
Bank notes.....	30
Barbados, imports and exports (see Table of Contents).	
Barberry gum.....	52
Barrels.....	146, 173
Barks.....	52, 144, 364, 397
Bark, extract of.....	52
" hemlock, &c.....	144
" extract of.....	52, 164, 210, 272
" for tanning.....	144, 172, 292, 364
Barley.....	34, 163, 208, 265, 338, 438
Bars, aluminum.....	108
Bars, brass and copper.....	82, 84, 190
Bars, iron.....	86, 100, 190
" lead.....	106
" railway.....	96, 192
" tin.....	108, 194
Baskets.....	28
Barytes.....	108, 168
Basswood.....	148, 173
Bathbrick.....	36
Battens.....	150, 173
Batteries, electric, &c.....	58
Batting, cotton.....	46
Batts, cotton.....	46
Bayonets.....	102
Bay rum.....	124
Bead ornaments.....	58, 312
Beams, rolled, for ships.....	92
" weighing.....	96
Beans.....	34, 52, 163, 208, 265, 338, 439
" baked, in cans.....	144
" cocoa.....	42
" locust.....	34
" nux vomica.....	50
" seed.....	130
" Tonquin.....	50
" vanilla.....	50
Beaver, silk or felt hats.....	78, 188
Bed comforters.....	46, 152
" quilts.....	46
Beef.....	128, 170, 198, 216, 428
" salted in barrels.....	128, 198
" fluid, extract of.....	128
Beer.....	28, 162, 176, 222, 302
Bees.....	28
Beeswax.....	144
Beet and mangold seed.....	130
Belgium, imports and exports (see Table of Contents).	
Bells.....	30, 304
Belts, surgical.....	28, 304
" N.E.S.....	28, 304
Belting, cotton.....	46
" rubber.....	76
" leather.....	80, 320
Berries for dyeing.....	50
Bibles.....	30, 176
Bicarbonate of potash, or saleratus.....	54
Bicarbonate of soda.....	54
Bichromate of potash.....	54
" soda.....	56, 182
Bicycles.....	40, 163, 178, 210, 270, 459

B	PAGE.
Bicycles, parts of.....	40
Billets, hickory.....	146
" iron.....	90
" steel.....	90, 100, 192
Billiard tables.....	28, 30, 304
Bills, advertising.....	34
" of exchange, forms of.....	30
Binarsenate of soda.....	56
Binders' twine.....	44
Bindings, hatters'.....	78
Birch timber.....	150, 173, 218, 411
Bird cages.....	108
Bird skins.....	158
Biscuits and bread.....	34, 162, 223, 306, 338
Bituminous coal.....	42, 180, 200, 342
Bituminous substances.....	110
Bismuth.....	108
Bitters, alcoholic.....	134
Blackberries.....	68
Blacking, shoe.....	30, 304
Blacklead.....	108
Blanc fixe or satin white.....	120
Blankets.....	152
Blanketing and lapping.....	108
Blanks, knife.....	102
" nut-bolt and hinge.....	90
Blast furnace slag.....	158
Blinds.....	50, 122, 146, 173, 220, 298, 370, 485
Blocks, aluminum.....	108
" lead.....	106
" tin.....	108, 194
" zinc.....	108
" gun, last, oar, wagon.....	146
Blooms.....	90, 92, 192
Blouses, cotton and linen.....	46, 66
" silk.....	132
" woollen.....	152
Blueing, laundry.....	30, 304
Blueberries.....	70
Board, card, Bristol and paste.....	122
" felt, for gun wads.....	158
" leather, mill and straw.....	122
Boards, sawn, not shaped.....	148, 173, 204, 218, 294, 366, 405
Boats.....	30
Boilers.....	88, 190
Boilers, ships'.....	130
Boiler tubes.....	104
Bolts, brass or copper.....	82, 84, 190
Bolts, iron or steel.....	90
" stave and shingle.....	150, 173, 297
Bolsters.....	30
Bolting cloth.....	132
Bonds.....	30
Bone black.....	60
Bones, crude.....	30, 162, 336
Bone-ash.....	60
Bone-dust.....	60
Bone pitch.....	30
Bone, manufactures of, fancy.....	58
" N.E.S.....	30, 304
Bonnets.....	78, 188, 237, 318
Books, pamphlets, maps, &c.....	30-34, 162, 176, 208, 223, 265, 304, 336, 458
" prayer.....	30
" printed, all kinds.....	32, 162, 176, 208, 223, 265, 304, 336, 458
Book-binding cloth.....	46
Bookbinders' tools, &c.....	94
Boots, India-rubber and gutta-percha.....	76
Boots and shoes, leather.....	80, 167, 188, 279, 320, 352, 470
" N.E.S.....	34
" wire for.....	114

B

PAGE.

Boot, shoe and stay laces..... 34, 306
 Boracic acid..... 48
 Borax..... 50
 Botanical specimens..... 158
 Bottles, glass..... 72, 186
 Bowls, steel..... 88
 Boxes, fancy..... 58
 " hat (*see* trunks, valises, &c.)..... 142
 Boxwood..... 148
 Brads..... 88
 Braces..... 34, 306
 Bracelets..... 58, 184, 312
 Braids..... 58, 184, 312
 " hair..... 76
 Bran..... 36, 163, 178, 208, 340, 434
 Brandy and imitations of..... 134, 171, 200
 Brass and manufactures of..... 82, 190, 240, 322
 " in strips for printers rules..... 82
 Brazil nuts..... 68
 Brazil, imports and exports... (See Table of Contents.)
 Brass band instruments..... 114
 Breadstuffs..... 34-36, 162-163, 176-178, 208
 " 223-224, 265-270, 306, 338-340
 Bread, unleavened, for religious purposes... 34
 Brick and tiles..... 36, 163, 178, 224, 308
 Bridges, iron..... 90
 Brilliants, cotton..... 48, 180
 Brim moulds..... 38
 Brimstone..... 50
 Bristles..... 38, 178, 225, 308
 Britannia metal, pig and bar..... 110
 " manufactures of..... 110
 British Africa, imports and exports... (See Table of Contents.)
 " East Indies, imports and exports " "
 " Guiana, imports and exports " "
 " gum..... 34, 308
 " West Indies, imports and exports... (See Table of Contents.)
 Brocade, bronze powders and gold liquid
 " paint..... 120
 Bromine..... 50
 Bronze or Dutch metals..... 110
 " phosphor..... 110
 " statuettes..... 110
 Brooms and brushes..... 38, 178, 225, 308
 Broom corn..... 38, 178, 225, 308
 Brussels carpets..... 154, 206
 Brushes..... 38, 178
 Buckles, iron or steel..... 110
 " clasps, steel for..... 100
 Buckram..... 78
 Buckthorn fencing, steel for..... 106
 Buckwheat..... 36, 163, 208, 265, 440
 " flour or meal..... 36
 Buggies..... 40, 178
 Building brick..... 36
 Building plans..... 120, 198, 247
 " stone..... 138, 171
 Builders' hardware..... 88, 190
 Bulbs, electric light..... 70
 " flower..... 124
 Bullets, lead..... 106
 Bullion..... 160, 174, 175, 206, 220, 262, 301, 334, 372, 491
 " fringe..... 38
 Burgundy pitch..... 50
 Burrs, brass and copper..... 82, 84
 Burr stones..... 136
 Buses..... 126
 Butternut lumber..... 148, 173
 Butter..... 126, 170, 198, 214, 286, 358, 423
 Butts and hinges, N.E.S..... 86
 Butts, jute..... 66
 Buttons..... 38, 163, 225, 318

C

PAGE

Cabinet furniture..... 146
 Cabinets of antiquities, coins or medals..... 158
 Cabinetmakers' hardware and tools..... 88, 190, 194
 Cables, telegraph, electric light, &c..... 58
 Cages, bird..... 108
 " rat and squirrel..... 108
 Cake, alum..... 50
 " oil, cotton seed and palm nut..... 118, 358
 Calendars, advertising..... 34, 176
 Calfskins, dressed..... 80, 188, 320
 Calumba roots..... 52
 Cambria..... 48, 180
 Camphor..... 52
 Camwood..... 50
 Canada plates..... 90, 192
 Candles..... 38, 163, 225, 308
 Candy, sugar..... 138
 Cane, split..... 152
 Canes, all kinds, N.E.S..... 112
 Canned meats..... 128, 170, 287, 358, 429
 Canoes..... 30
 Canvas..... 66, 184
 Caontchoue..... 76
 Cape of Good Hope, imports and exports... (See Table of Contents.)
 Caplins, unfinished leghorn hats..... 78
 Caps, N.E.S..... 78, 167, 188, 237, 318
 " fur..... 70
 " for umbrellas..... 112
 " iron and nickel, for whips..... 144
 " percussion..... 74
 Caraway..... 130
 Carbolic oil..... 116
 Carbons and carbon points..... 58
 Carboys..... 72, 186
 Cardboard in sheets or cut..... 122
 Cards, pictorial show, printed, stamped, &c..... 30, 34
 Cards, playing..... 122
 Card clothing, machine..... 82
 Cardamon seeds..... 130
 Carpet bugs..... 142, 259
 Carpeting, hemp and jute..... 66, 184
 Carpet linings..... 66
 Carpets..... 38, 118, 154, 156, 206, 308
 Carpet-sweepers..... 38
 Carpet warps..... 46
 Carriages, 40, 163, 178, 210, 226, 270, 271, 308, 342, 459, 460
 Carrot seed..... 130
 Cars, railway..... 40, 178
 Cartridges, gun, rifle, &c..... 74
 " and cartridge cases..... 74
 Carts..... 40, 163, 178, 210, 270, 342, 459
 Cart or wagon skeins or boxes..... 86
 Cases, for jewels, silverware, &c..... 58, 314
 " cartridge..... 74
 " ornamental..... 58
 Cash registers..... 40
 Caskets..... 146
 Cassimeres..... 152
 Cast-iron pipes..... 86, 190
 " scrap iron..... 92, 192
 Castile soap..... 132
 Castings, all kinds..... 86, 90, 96, 167, 212, 466
 Castor oil..... 116
 Casts as models..... 158
 Catalogues..... 34
 Cat-gut..... 76
 " strings..... 76
 Catsups..... 124, 249
 Cattle..... 28, 162, 176, 208, 263, 302, 336, 419
 Caustic, potash..... 54
 Cedar logs and posts..... 150, 173
 " red..... 150
 " Spanish..... 150

C		PAGE.	C		PAGE.
Celluloids of books, &c.		112	Cloths, hair		76
Celluloid		40	“ jute, for bags		66, 184
Celluloid and manufactures of		40	“ mohair		38
Cement	40, 163, 178, 226, 310,	472	“ book-binding		46
Cement, copper		84	“ woollen		152
Central Am. States, imports and exports. (See Table of Contents).			Clothes-wringers		42
Ceylon, imports and exports (See Table of Contents).			Clothing, cotton, N.E.S.		46
Chains, iron or steel and cable chains	88, 92,	100	“ exports, all kinds	42, 163,	342
“ of hair		76	Clothing, horse, shaped		66
Chalk and chalk stone		136	“ linen, N.E.S.		68
Chamois skins		80	“ India-rubber	76, 188	
Champagne		136	“ silk	132, 209,	328
Chandeliers		110	“ woollen		154, 206
Channels, iron		96	“ donations of, for charitable pur- poses		158
Charcoal	42, 92, 164, 271,	342	“ for Army and Navy, &c.		156
Charts		32	Clothing and wearing apparel	42, 154, 206,	460
Cheques		30	Clover seeds	130, 170, 216, 288, 289, 360,	453-454
Cheese	126, 170, 198, 214, 287, 358,	424	Coal	42, 164, 180, 216, 227, 271, 310,	342, 375
Chemicals	48-56, 164, 182, 210, 230, 272-273, 312, 342-344, 463, 464		Coal oil, crude		116
Cherries		68	Coal oil, and products of, N.E.S.		116
Cherry lumber	150, 204	204	“ fixtures		110
“ trees		126	Coasting trade, tonnage of vessels employed in (See Table of Contents).		
Chessmen, draughts, &c		58	Coats, fur		70
Chestnut lumber	150, 204	204	Coatings	152, 204	
Chicory	44, 227,	310	Coat linings		154
Chicle, crude		52	Cobalt		112
Chile, imports and exports (See Table of contents).			Cochineal		52
Chimney lining		36	Cocoa-nuts	42, 310	
Chimneys, glass lamp	72, 186		“ and preparations of	42, 180, 227,	310
China, imports and exports (See Table of Contents).			Cocoa, matting and mats		38
“ clay		36	Cocoa-nut oil		116, 196
“ stone		136	Cocoboral		148
“ ware	56, 182, 230,	312	Codfish	62, 165, 184, 210, 273, 344,	384
Chinese Immigration Act Statement (See Table of Contents).			Cod oil, N.E.S.		116, 161
Chlorate of potash		54	Cod liver oil		116
“ soda		56	Coffee	44, 164, 180, 227,	310
Chloride of aluminum		59	“ condensed		44
“ lime		50	Coffins		146
Chocolate	42, 180		Coin, gold and silver	160, 174, 175, 206, 220, 262, 301, 334, 372, 491	
Chloroform		56	“ cabinets of		158
Chronic iron		92	Coir, and coir yarn		44
Chrome steel		100	Coke	42, 164, 180, 227, 310,	342
Chromos	32, 120		Collars, lace	60, 184,	314
Chromotypes	32, 120		“ and cuffs, linen or cotton, xylonite	44, 228, 310	
Chronometers		42	Collar cloth, union		122
Church vestments		42	Collections of antiquities, coins, &c.		158
Churns, wood		148	Colours	120-122, 169, 193, 248, 226,	358
“ earthenware		56	Cologne water		124
Cider	42, 163		Combs	44, 228,	310
Cigars and cigarettes	142, 172, 202		Comforters, bed, cotton and woollen		152
“ excise (see Table of Contents).			Commercial blank forms		30
Cinders	42, 164,	271	Commons, House of, articles for	156, 206	
Cinnabar		110	Communion plate		44
Circus menagerie		158	Compasses		42
Citron peel		70	Composition ornaments		58
Clapboards		150	“ metal	110, 112	
Clasps for purses, &c		110	Compressors		92
Clay	36, 163, 178, 224,	308	Condensed milk		114
Cliff stone		136	Confectionery	138, 256	
Cloaks, fur		70	“ labels for		32
Clocks	42, 180, 227		Consuls General, articles for		156
Clock cases		58	Copal gum		52
“ springs, &c.		42	Copper and manufactures of	84, 167, 190, 212, 241, 280, 352,	376
Cloths, woollen	150, 204		“ matte		84
“ not rubbered, &c.		42	“ precipitate of		54
“ bolting		132	“ in strips, sheets, &c.		84
			“ sub-acetate of		56
			“ sulphate of		56
			Copperas		56

E	PAGE.
Effects of subjects dying abroad.....	156
“ settlers.....	158, 174, 206, 252
Eggs.....	126, 170, 214, 287, 358, 425
Fish.....	62, 64
Egg yolk.....	126
Elastic.....	58
“ rubber thread.....	76
Elder wine.....	136
Electric apparatus.....	58, 182, 231, 312
“ dynamos.....	58
Electric light fixtures.....	110
Electro-plated ware.....	84, 190
Electrotypes.....	112, 169
Elixirs.....	56
Elm logs.....	148, 173, 218
“ timber.....	150, 173, 218, 412
Embroideries.....	46, 58, 182, 231, 312
Emery in bulk.....	58, 312
“ paper.....	130, 312
“ wheels.....	58, 312
Enamelled leather.....	80
Enamel sizing.....	38
Engravings.....	120, 198, 247
Engines, fire.....	88
“ gass lines.....	88
“ locomotive.....	88, 190
“ steam, for ships.....	130
“ portable steam.....	94
Entomological specimens.....	158
Envelopes.....	122, 198
Essences containing spirit.....	56
Essences.....	56
Essential oil.....	118
Esparto, grass.....	74
Ether nitrous.....	134
“ sulphuric.....	56
Ethyl.....	134
Excise statements (<i>See</i> Table of Contents).	
Explosives.....	74, 167, 188, 237, 278, 318, 464
Exports, American West Indies. (<i>See</i> Table of Contents).	
Exports, Argentine Republic. (<i>See</i> Table of Contents).	
“ Australasia.....	“
“ New South Wales.....	“
“ New Zealand.....	“
“ Queensland.....	“
“ South Australia.....	“
“ Tasmania.....	“
“ Victoria.....	“
“ Western Australia.....	“
“ Barbadoes.....	“
“ Belgium.....	“
“ Brazil.....	“
“ British Africa.....	“
“ East Indies.....	“
“ Guiana.....	“
“ India.....	“
“ West Indies.....	“
“ Cape of Good Hope.....	“
“ Central American States.....	“
“ Ceylon.....	“
“ Chile.....	“
“ China.....	“
“ Cuba.....	“
“ Dan. West Indies.....	“
“ Denmark.....	“
“ Dutch West Indies.....	“
“ Fiji.....	“
“ France.....	“
“ French Africa.....	“
“ French West Indies.....	“
“ Germany.....	“
“ Gold Coast.....	“
“ Great Britain.....	“

E	PAGE.
Exports, Greece.....	(<i>See</i> Table of Contents).
“ Grenada.....	“
“ Hawaii.....	“
“ Hayti.....	“
“ Holland.....	“
“ Italy.....	“
“ Jamaica.....	“
“ Japan.....	“
“ Lagos.....	“
“ Mauritius.....	“
“ Mexico.....	“
“ Natal.....	“
“ Newfoundland.....	“
“ Norway.....	“
“ Portugal.....	“
“ Russia.....	“
“ Sierra Leone.....	“
“ Spain.....	“
“ Spanish West Indies. (<i>See</i> under American West Indies and Cuba).	“
“ St. Pierre.....	“
“ Statements of.....	“
“ Straits Settlements.....	“
“ Sweden.....	“
“ Trinidad.....	“
“ Turkey.....	“
“ United States.....	“
“ U. S. of Colombia.....	“
“ Uruguay.....	“
“ Venezuela.....	“
“ principal articles to G. B., U. S. and O. C.....	“
“ principal articles, 15 year statement total values by countries.....	“
Extracts containing spirits.....	56
“ of archill or cudbear.....	54
“ beef.....	128
“ hemlock bark.....	52, 210, 272, 344, 463
“ fustic, logwood or oak bark.....	52
“ indigo.....	54
“ of madder.....	54
“ of malt.....	54
“ of saffron or safflower.....	54
Eyebar blanks, iron and steel.....	96
Eyeglasses.....	118
Eyelets and eyelet hooks.....	82
F	
Fabrics, coloured cotton.....	46, 180
“ cotton, uncoloured.....	46
“ silk.....	132
“ woollen.....	154
Fancy grasses.....	74
“ goods.....	58-60, 184, 231, 312-314
Fanning mills.....	94
Fans.....	58
Farina.....	136-255
Fashion plates.....	60
Featherbone in coils.....	60
Feathers, N. E. S.....	58, 60
Feathers, undressed.....	58
“ ostrich and vulture, dressed.....	58, 184, 314
Felloes.....	144
Felt.....	60
“ cloth, N. E. S.....	152
“ board for gun wads.....	158
“ hats.....	78, 188
“ manufactures of.....	164
Felspar.....	136, 171
Fence posts.....	150
Fencing foils.....	102
“ wire.....	106
“ buckthorn and strip.....	106

F	PAGE.	F	PAGE.
Fennel seed	130	Frames, picture	124
Fenugreek seed	130	Frames for purses	110
Ferro-manganese	88	France, imports and exports (<i>See</i> Table of Contents).	
Ferro-silicon	88	French Africa, imports and exports (<i>See</i> Table of Contents).	
Ferrules for umbrellas	112	Freestone	138, 171
Fertilizers and manures . 60, 164, 210, 232, 273, 314, 344		French mustard	116
" uncomponded or unmanufact'd.	60	" odours	124
Fibre and grasses	72, 74, 186, 236, 318	French West Indies imports and exports (<i>See</i> Table of Contents).	
Fibrilla	74	Fringes	58, 184, 312
Figs	68	Fringe, bullion	38
Fig, imports and exports (<i>See</i> Table of Contents)		Frogs, iron or steel	88
Files	102	Fruit. 68-70, 165, 166, 186, 212, 233-235, 277, 278, 316, 348, 436, 437	
" steel for manufacture of	100	" labels for	32
Fillets, cotton	76	" syrup	82
" rubber	76	Fuller's earth	70
Firearms	102	Furniture, of wood. 146, 173, 204, 220, 298, 370, 485	
Fire brick	36	" springs	110
Fire clay	36	Furs and skins and manufactures of . . . 70, 166, 184, 212, 235, 278, 316, 348-350, 465	
Fire engines	88	Fusel oil	134
Fire extinguishers	88	Fustic, extract of	52
Fireproof paint	120	Futtocks	146, 172
Fireworks	60		
Firewood	144, 172, 218, 293, 364, 398	G	
Fish and fish products. . . 62-64, 162, 184, 210, 232, 273-276, 314, 344-346, 381-393		Galvanic batteries	58
Fish eggs, trout	62	Gambier	56
Fish hooks, &c.	60	Game	128, 170
" glue	72	Game bags	74
" labels for	32	Gannister	138
Fish offal and skins	72	Garden seeds	130, 200
" oils	116	Gas fixtures	110
" plates	96	" meters	110
Fish and fish oils, inspection of (<i>See</i> under Table of Contents).		" light shades	110
Fisheries, produce of, N. E. S	64	Gasoline engines	88
" articles for use of . . . 60, 206, 232, 314		Gedda, gum	52
Fishing lines and fixtures	60	Gelatine	52
" rods	60	Gentian root	52
Fish-plates, railway	96	Generators, electric	58
Fittings of wrought iron	88	Geographical globes	32
Fixtures, gas, coal oil, &c.	110	Germany, imports and exports (<i>See</i> Table of Contents.)	
Flag stones, &c.	138	German mineral potash	54
Flannels, woollen	152, 204	" potash salts	60
Flasks	72, 186	" silver	110
Flats, iron or steel	90, 100	Giant powder	74
Flax, hemp and jute and manufactures of. 66, 68, 165, 184, 212, 233, 277, 316, 348, 435		Gilt ware	84
" seed	130, 170, 200, 216, 360	Ginger, ground and unground	134
" seed oil	118, 196	" ale	28
" yan	68	" preserved	70
Flints and flint stones	138	Gin, all kinds	134, 171, 200
" paper	130	Ginseng root	52
Flooring, mosaic	114	Girders, iron	96
Florist stock	124	Glass and manufactures of . . . 70-72, 168, 186, 235, 316	
Flower odours	124	" plate	72
Flowers, artificial	58, 184, 314	" paper	130
Flour, all kinds, N. E. S. 36, 163, 178, 208, 268, 306, 340, 447		Globes geographical, topographical and astronomical	32
" rice and sago	34, 162	Globes, glass	72
Fodder or feed cutters	94	Globules, or iron sand	78
Folders	34	Glove fasteners	82
Folding machines	94	Glove leather	80
Foliae digitalis	52	Gloves and mitts	72, 186, 236, 316
Foot grease	74	Glue	72, 166, 186, 236, 316
Forest articles, produce of	148	Glucose and glucose syrups	138, 256
Foreign trade (<i>See</i> Table of Contents).		Glycerine	52
Forgings	88	" nitro	74
Forks, cast-iron, not handled	102	Gold and silver, manufactures of . . . 84, 167, 190, 212, 241, 280, 322, 352	
" pronged	86		
Fossils	158		
Fowls	28		
Foundry facings of all kinds	68		

G	PAGE.
Gold beaters' moulds.....	38
" skins for.....	38
Gold Coast, imports and exports (<i>See Table of Contents.</i>)	
Goods, manufactured in bond.....	156
Goods, exported and returned.....	158
Gooseberry bushes.....	126
Gooseberries.....	68
Government, articles for.....	156, 206
Governor General, articles for.....	156
Grain..... 34-36, 163, 178, 208, 223-224, 265-269, 338-340, 438-450	
" products of. 36, 163, 178, 208, 224, 268-269, 340, 447-450	
Grain crushers.....	92
Granite, stone.....	138, 171, 182
Graniteware, white.....	56, 182, 230
Grapes.....	68
Grape sugar.....	138
" vines.....	124, 126
Grass, hats, caps, &c.....	78, 188
Grass, fancy, dried.....	74
" fibres and straw and manufactures of.....	72, 74, 166, 186, 236, 318, 350
" plaits.....	78, 188
" seed.....	130, 170, 216, 288, 360, 453
Gravel.....	138, 171, 216
Great Britain, trade with British Possessions.....	
Great Britain, trade with foreign countries.....	(See Table of Contents.)
Great Britain imports and exports.....	
Grease.....	74, 166, 188, 237, 318
Greece, imports and exports (<i>See Table of Contents.</i>)	
Grenada, imports and exports (<i>See Table of Contents.</i>)	
Grindstones.....	138, 171
Guano.....	60
Guavas.....	68
Guins.....	52
Gumwood.....	150
Gum wood lumber.....	150, 204
Gun caps, percussion and wads.....	74
Gunpowder and other explosives.....	74, 167, 188, 237, 278, 318
Gut, cat and whip, &c.....	76
" and cord, &c.....	76
Gutta percha, India-rubber and caoutchouc, and manufactures of.....	76, 167, 188, 237, 318, 350
Gypsum, crude.....	138, 171, 216, 290, 362, 377
" ground and calcined.....	138, 171

H

Haddock.....	62, 165, 184, 210, 273, 344
Hair, and manufactures of.....	76, 167, 237, 318, 350
" oils.....	124, 249
Halibut.....	62, 165, 210
Hammers, steel for manufactures of.....	100
Hammocks.....	44
Haus.....	128, 170, 198, 214, 287, 358, 427
Hand carts.....	40
Hangings, paper.....	122
Handle bolts.....	146
Handkerchiefs.....	46, 66, 132, 180, 184, 200, 330
Hardware.....	88, 167, 190, 214, 466
Harness and parts of.....	80, 88, 167
" soap.....	132
Harrows.....	86
Harvesters.....	86
Hats, caps and bonnets and articles for manufacture of, N.E.S.....	78, 167, 188, 237, 318

H

	PAGE.
Hat boxes.....	142, 259
Hatchets.....	102
Hats, fur.....	70
Hatters' bands, bindings.....	
" linings.....	
" sides and tips.....	78
" furs.....	
" plush.....	
" irons.....	102
Hawaii, imports and exports (<i>See Table of Contents.</i>)	
Hay.....	78, 166, 212, 279, 318, 350, 451
Hayti, imports and exports (<i>See Table of Contents.</i>)	
Hay, inspection of (<i>See under Table of Contents.</i>)	
Hay tedders.....	86
Headings and staves.....	150, 173, 218, 295, 366, 406
Head lights.....	110
Heads, rubber, for whips.....	144
Hemlock bark.....	144
" " extract of.....	52, 210, 272, 463
" logs.....	148, 173
Hemp, bleaching compound.....	52
Hemp, canvas.....	66
" paper.....	158
" undressed.....	66, 165, 184, 212, 277, 316, 348
Herrings.....	62, 165, 184, 210, 273, 274, 314, 385, 386
Hickory lumber.....	148, 173, 204
Hickory billets, spokes, &c.....	146
Hides, raw.....	78, 167, 188, 212, 238, 279, 318, 350, 422
Hinges.....	86, 90
Hoes.....	86
Hogs.....	28, 162
Holland, imports and exports (<i>See Table of Contents.</i>)	
Hominy.....	36
Honey.....	78, 167, 350
Hoofs.....	78
Hooks, fish.....	60
Hoop iron.....	88, 90, 100
Hoop poles.....	150, 173, 218
Hop poles.....	150, 173, 218
Hops.....	78, 167, 188, 238, 279, 318, 350
Horned cattle.....	28, 162, 419
Horns.....	78, 167, 350
" strips.....	78
" manufactures, fancy.....	58
" tips.....	78
Horses.....	28, 162, 176, 208, 263, 302, 336, 418
" clothing, shaped.....	66
" hair.....	76
" powers.....	94
" rakes.....	86
" shoes, and nails for.....	88, 90
Hose, rubber.....	76
Hosiery, cotton.....	46
" silk.....	132
Hosiery, woollen.....	132
House of Commons, articles for.....	156, 206
" furniture.....	146, 173, 204, 220, 298, 370, 485
Household effects of Canadians dying abroad.....	156
Hubs of wood.....	146
Huckabacks.....	66, 184
Hydrated oxide of wine.....	134
Hyun books.....	30

I

Ice.....	78, 167
Ice creepers, steel for.....	100
Iceland moss.....	74
Illustrations, pictorial, for schools.....	158

	PAGE.
Imitation precious stones.....	120
Imports, American West Indies (See Table of Contents).	
“ Argentine Republic.....	“
“ Australasia.....	“
“ New South Wales.....	“
“ New Zealand.....	“
“ Queensland.....	“
“ South Australia.....	“
“ Tasmania.....	“
“ Victoria.....	“
“ Western Australia.....	“
“ Austria Hungary.....	“
“ Barbadoes.....	“
“ Belgium.....	“
“ Brazil.....	“
“ British Africa.....	“
“ “ East Indies.....	“
“ “ Guiana.....	“
“ “ India.....	“
“ “ West Indies.....	“
“ Cape of Good Hope.....	“
“ Central American States.....	“
“ Ceylon.....	“
“ Chile.....	“
“ China.....	“
“ Cuba.....	“
“ Danish West Indies.....	“
“ Denmark.....	“
“ Dutch East Indies.....	“
“ Dutch West Indies.....	“
“ Fiji.....	“
“ France.....	“
“ French Africa.....	“
“ French West Indies.....	“
“ Germany.....	“
“ Gold Coast.....	“
“ Greece.....	“
“ Great Britain.....	“
“ Grenada.....	“
“ Hawaii.....	“
“ Hayti.....	“
“ Holland.....	“
“ Italy.....	“
“ Jamaica.....	“
“ Japan.....	“
“ Lagos.....	“
“ Mauritius.....	“
“ Mexico.....	“
“ Natal.....	“
“ Newfoundland.....	“
“ Norway.....	“
“ Portugal.....	“
“ Russia.....	“
“ Sierra Leone.....	“
“ Spain.....	“
“ Spanish West Indies (See under American West Indies and Cuba)	“
“ Statement of.....	“
“ St. Pierre.....	“
“ Straits Settlements.....	“
“ Sweden.....	“
“ Switzerland.....	“
“ Turkey.....	“
“ Trinidad.....	“
“ United States.....	“
“ U.S. of Colombia.....	“
“ Uruguay.....	“
“ Venezuela.....	“
“ principal articles from G.B., U.S. and O.C.....	“
“ principal articles 15 year statement.....	“
“ total values by countries.....	“
India, British, imports and exports.....	“

	PAGE.
India-rubber and manufactures of.76, 167, 188, 237, 318, 350	
Indian madder.....	54
“ meal and corn.....	36, 163
Indigo.....	52
Ingot moulds.....	110
Ingots, aluminum.....	108
“ iron or steel.....	90, 192
“ copper.....	84
Ink, writing.....	78, 239, 320
“ printing.....	78, 239, 320
“ shoemakers’.....	30, 304
Inspection of staple products (See under Table of Contents).	
Instruments, philosophical, N.E.S.....	118, 198, 247,
“ surgical and dental.....	100
Insulators of all kinds.....	58
Iodine, crude.....	54
Jpecauanha.....	52
Iris.....	52
Iron, sand or globules.....	78
“ acetate, solution.....	54
Iron and steel and mfrs. of 86-106, 167, 168, 190-194, 212-214, 241, 242, 281-283, 322, 354, 466-469	
“ adzes.....	102
“ air compressors.....	92
“ anchors.....	86
“ angles, rolled.....	96, 192
“ anvils.....	86
“ axes.....	102
“ axles, &c.....	86, 100
“ attachments, binding.....	86
“ augers.....	100
“ balances.....	96
“ band.....	88, 90, 100, 192
“ bar.....	86
“ bars, railway.....	96, 192
“ “ steel.....	86, 100
“ bayonets.....	102
“ beams.....	92, 96, 192
“ “ weighing.....	96
“ billets.....	90, 100, 192
“ binders.....	86
“ binding attachments.....	86
“ blades, knife.....	102
“ blanks, eye bar.....	96
“ blanks, knife.....	102
“ blooms.....	90, 192
“ boiler tubes.....	104
“ boilers.....	88, 190
“ bolt blanks.....	90
“ bolts.....	90
“ bookbinders’ tools.....	94
“ bowls, steel.....	88
“ brads, cut.....	88
“ bridge plate.....	98
“ bridges.....	90, 100
“ butts and hinges, N.E.S.....	86
“ Canada plates.....	90, 192
“ cart or wagon skeins or boxes.....	86
“ cast iron.....	86
“ cast scrap.....	92, 192
“ castings.....	86, 94, 96, 167, 212
“ chains.....	88
“ channels.....	96
“ charcoal.....	92
“ chrome.....	100
“ chromic.....	92
“ Cornish rolls.....	92
“ cranes.....	92
“ crossings.....	88
“ crowbars.....	102
“ crucible sheet steel.....	98

I	PAGE.
Iron and steel, cultivators	86
“ curry combs	88, 190
“ cutlery, N.E.S.	102
“ cuttings or clippings, wrought iron, sheet or plate	92
“ derricks	92
“ doors for safes and vaults ..	96
“ drills, grain seed	86
“ drills, rock	92
“ engines, locomotive and fire.	88, 190
“ “ gasoline	88
“ “ portable	94
“ ends, steel bloom, &c.	90
“ eye bar blanks	96
“ fencing foils	102
“ ferro-manganese	88
“ “ silicon	88
“ files	102
“ “ steel for	100
“ fire-arms	102
“ fire extinguishers	88
“ fish plates	96, 192
“ fittings	88
“ flats	90, 100, 190
“ fodder or feed cutters	94
“ forgings for axles	88
“ “ for carriages	88
“ “ or forged iron, N.E.S.	88
“ cast iron	86
“ forks, pronged	86
“ frogs	88
“ gasoline engines	88
“ girders	96, 192
“ grain crushers	92
“ for hammers	100
“ hardware	88, 167, 190, 214
“ harrows	86
“ harvesters	86
“ hatchets	102
“ hatters' irons	102
“ hay knives	86
“ hay tedders	86
“ hinges, T and strap	90
“ hinge blanks	90
“ hoes	86
“ horse powers	94
“ “ rakes	86
“ “ shoes	90
“ hoop	88, 90, 100, 192
“ implements, agricultural	86, 167, 190, 212, 281, 322, 354
“ “ parts of	86
“ ingots	90, 192
“ “ and cogged	90, 192
“ instruments, surgical and	102
“ dental	102
“ irons, hatters' and tailors'.	102
“ iron, rolled	99, 190
“ joists	96
“ kentledge	92, 192
“ knives, hay, straw, &c.	86
“ “ pen, jack and pocket.	102
“ knees, ship	92
“ land slides	96
“ lawn mowers	86
“ locks	92
“ locomotives	88, 190
“ locomotives tires	92
“ loops	90, 192
“ machinery	92-94, 214, 281
“ “ mining	92, 192
“ “ other	94, 168, 192
“ machines, other	94
“ “ embossing	94

I	PAGE.
Iron and steel, machines, fanning	94
“ “ “ folding	94
“ “ “ mowing	86
“ “ “ paper cutting	94
“ “ “ portable	94
“ “ “ printing	94, 192
“ “ “ ruling	94
“ “ “ sewing	94, 167, 192, 281
“ “ “ slot	94
“ “ “ strength testing	96
“ “ “ type-writing	94
“ “ “ wind mills	94
“ malleable castings	94, 96
“ manufactures, not enumer-	106
“ ated	102
“ masks	86
“ manure spreaders	92
“ masts	102
“ mattocks	94
“ mills, saw and planing	94
“ “ fanning	96
“ mould boards	102, 192
“ muskets	88, 94
“ nails	94
“ “ horseshoe and other	102
“ needles	102
“ “ knitting	90
“ nut blanks	92, 168
“ ore, iron	92
“ “ crushers	94
“ paper cutters	92
“ percussion coal cutters	102
“ picks	92, 167, 192
“ pig	92
“ “ charcoal	86, 190
“ pipe, cast iron	98
“ plate, bridge	90, 192
“ “ Canada	90
“ “ cast iron	102
“ “ stove	98, 194
“ “ universal mill or roll-	96
“ ed edge steel	92
“ plates, plough	92
“ plates, not less than 30 in.	92
“ “ wide	92
“ “ sheared or unsheared	92
“ “ ships'	86
“ ploughs	86
“ post hole diggers	86
“ potato diggers	94
“ presses, lithographic	94, 192
“ “ printing	90, 192
“ puddle bars	96
“ pumps	96, 98, 192
“ rails	92
“ “ crop ends of steel	86
“ rakes, horse	86
“ “ garden	102
“ rasps	86
“ reapers	102, 192
“ rifles	90
“ rivets	92
“ rock crushers	92
“ “ drills	86, 102, 190
“ rods	102
“ “ rolled, Swedish	90, 190
“ “ round wire	92
“ rolls, Cornish & belted rolls.	90
“ steel	96
“ rolls of sheeted iron or	104
“ rolls of chilled iron or steel.	86
“ rolled iron tubes for bed-	86
“ steads	86
“ rollers, farm, road or field..	86

	PAGE.
Iron and steel, rounds.....	86
“ sad irons.....	102
“ safes.....	96
“ saws.....	102
“ scales.....	96
“ scrap, cast.....	92, 98, 168, 192
“ “ wrought.....	92, 194
“ “ from vessels wrecked.....	98
“ screws.....	98
“ scythes.....	86
“ sections, special.....	90
“ separators, cream.....	88
“ shapes, structural.....	90, 192
“ “ special.....	90
“ sheet.....	90
“ “ corrugated, galv., &c.....	96
“ “ sheared or unsheared.....	92, 192
“ “ Russia iron flat.....	90
“ “ for ships.....	92, 94
“ steel for skates.....	98
“ shoes, horse.....	90
“ shovels.....	86
“ skates and parts of.....	98
“ skeins, cart or wagon.....	86
“ skelp.....	92
“ slabs, iron.....	90, 192
“ “ steel.....	90
“ sledges.....	102
“ spades.....	86
“ spiegeleisen.....	88
“ spikes.....	94
“ spreaders, manure.....	86
“ sprigs.....	88
“ springs.....	86, 100
“ springs, steel for.....	86, 100
“ squares.....	86
“ stoves.....	102, 168
“ stove plates.....	102
“ steel bowls.....	88
“ “ for buckle clasps.....	100
“ “ ice creepers.....	100
“ “ hammers.....	100
“ “ files.....	100
“ “ mower and reaper knives.....	98
“ “ ingots, &c.....	90, 192
“ “ rails.....	96, 98, 192
“ “ rods of, rolled.....	90, 192
“ “ saws.....	98
“ “ straw cutters.....	98
“ “ ships.....	92
“ “ No. 20 gauge.....	100
“ “ No. 12 gauge.....	100
“ strips.....	88, 90, 100, 192
“ “ for fencing.....	106
“ structural work.....	90, 92
“ surgical instruments.....	102
“ switches.....	88
“ swords.....	102
“ Swedish nail rods.....	102
“ tacks, cut.....	88, 102
“ tailors' irons.....	102
“ threshers.....	94
“ tools and implements.....	} 102, 192
“ “ mechanics.....	
“ “ edge.....	
“ “ carpenters, coopers and cabinetmakers.....	
“ track tools.....	
“ tubing.....	104, 194
“ tubular bow sockets.....	102
“ unenumerated articles.....	106
“ vaults, doors for.....	96
“ vessels cast.....	94

	PAGE.
Iron and steel, vices.....	86
“ “ ware, iron, galvanized, &c.....	104
“ “ washers.....	90
“ “ waste.....	92
“ “ wedges.....	102
“ “ weeders.....	86
“ “ wind mills.....	94
“ “ wire, covered.....	106
“ “ “ 16 gauge or thinner.....	100
“ “ “ cloth.....	106
“ “ “ Bessemer and Homo.....	106
“ “ “ fencing, barbed.....	106
“ “ “ buckthorn, &c.....	106
“ “ “ nails.....	94
“ “ “ rigging.....	106
“ “ “ rods, under ½-inch.....	98
“ “ “ rope.....	106
“ “ “ all other, N.E.S.....	106, 194
Isinglass.....	52
Istle.....	74
Italy, imports and exports.(See Table of Contents)	
Italian cloths.....	154
Ivory, unmanufactured.....	78
“ “ black.....	120
“ “ manufactures, N.E.S.....	78, 320
“ “ “ fancy.....	58
“ “ nuts.....	152, 172
“ “ vaccine points.....	142
“ “ veneers.....	78
Ivories, piano keys.....	78

J	
Jaconet, Swiss.....	48
Jalap root.....	52
Jams.....	70, 186
Jamaica, imports and exports.(See Table of Contents)	
Japan, imports and exports.....	
“ “ dryers.....	142
Japans.....	142, 332
Japonica, terra.....	56
Japanned leather.....	80
“ “ ware.....	104
Jars, glass.....	72
Jeans, cotton, for corset makers.....	46
Jellies.....	70, 186
Jewellery.....	80, 239
Jewellers' sweepings.....	110, 168
Jewel cases.....	58, 314
Joists.....	96, 150, 173, 218, 295, 366, 404
Juices, lime and fruit.....	80
Junk, old.....	80, 167, 239, 325, 350, 470
Jute and manufactures of.....	66, 165, 184, 212, 277, 316
“ “ butts.....	66

K	
Kainite.....	60
Kangaroo leather.....	80
Kartavert, fibre.....	74
Kaurie-gum.....	52
Kelp.....	72
Kentledge.....	92, 192
Kerosene oil.....	116, 169, 196
Kid leather.....	80, 188, 320
Knees for ships.....	92
“ “ and futtocks.....	146, 172
Knitted goods, N.E.S.....	80
Knitted goods, woollen.....	152
Knitting yarn.....	46
Knives, pen, jack and pocket.....	102
Knives, hay.....	86
Knobs, steel for.....	98
Kryolite.....	110

L	PAGE.
Labels	32
Lac dye, crude.....	54
Laces, lace collars, &c	60, 184, 314
" boot, shoe and stay.....	34, 306
Lacquers	142, 259
Lagos, imports and exports. (See Table of Contents).	
Lambskin.....	80, 320
Lampblack.....	120
Lamp chimneys.....	72
Lamps, glass.....	72, 166
Lamp springs.....	110
" wicks.....	46
Lanterns.....	110, 166
" magic.....	82
Lard.....	126, 170, 288, 426
Lard oil.....	126, 169
Lastings.....	38
Laths and lath wood.....	150, 173, 218, 294, 366, 403
Laundry soap.....	132
Lavender water.....	124
Lawn mowers.....	86
Lawns, cotton.....	48
Lead and manufactures of.....	108, 168, 194, 214, 242, 324, 378
Lead pencils.....	122
" pipe.....	106
" white in pulp.....	120
" white and red.....	120, 198
Leaf, gold and silver, Dutch and schlag metal.....	84
Leather and manufactures of.....	80, 167, 188, 212, 240, 280, 320-322, 352, 470-472
" harness.....	80
" tanners' scrap.....	80
Leather, glove.....	80
" board.....	122
" dressing.....	48
" leatheroid.....	122
" textile for whips.....	144
Leather and hides, inspection of (See under Table of Contents).	
Leaves.....	52
Leeches.....	80
Leghorn hats, unfinished.....	78
Lemons.....	68, 186
Lemon peel.....	70
Lemon and fruit juices.....	80, 82
Lenos, cotton.....	48
Lichens.....	54
Lights, gas, side and head.....	110
Lignite, products of.....	116
Lignum vitæ.....	150
Lime.....	80, 167, 212, 280, 352, 472
" juice.....	80
" crude.....	80
" chloride of.....	50
Limes.....	68
Limestone.....	171
Linen, brown or bleached.....	66, 184
" blouses and shirt waists.....	66
" duck, canvas, &c.....	66, 184
" thread.....	66
Lines for fishing.....	60
Ling.....	62, 165, 184, 210, 273, 344
Linoleum.....	118
Linseed oil.....	118, 196
Liquid dryers.....	142
Liquor, iron.....	54
" red.....	54
Liquorice root.....	52
" paste, rolls, &c.....	54, 182
Liqueurs.....	134
Liquors, spirituous, &c.....	134, 473-475
Lists, price.....	34

L	PAGE
Litharge.....	120
Lithographic stones.....	138
" presses.....	94
Literary papers.....	34
Litmus.....	54
Lobsters.....	64, 165, 210, 274, 346, 387-388
Locks.....	92
" steel for.....	98
Locomotive engines.....	88, 190
Locomotive tires.....	92
Locust beans.....	34
Logs.....	148, 173, 204, 218, 293, 366, 399
Logwood, extract of.....	52, 182
Lotions.....	56
Looking glass, German.....	70
Loops, iron.....	90, 192
Lubricating oil.....	118, 196
Lumber.....	146-150, 173, 204, 218, 293-296, 366, 400-407

M

Macaroni.....	34, 223
Mace.....	134
Machine card clothing.....	82-322
Machines and machinery.....	92, 192, 281, 322, 354, 467
" embossing.....	94
" folding.....	94
" mowing.....	86
" paper cutting.....	94
" portable.....	94
" printing.....	94, 192
" ruling.....	94
" sewing.....	94, 168, 192, 281, 468
" slot.....	94
" strength testing.....	96
" type-writing.....	94
Machinery, mining and other.....	94-168, 192, 214
" ships.....	150
Mackerel.....	62, 165, 210, 275, 346, 389-390
Madder.....	54
Magazines.....	34, 176
Magic lanterns and slides therefor.....	82
Magnesia.....	54
Mail subsidies and T. and C. expenditure (See Table of Contents).	
Mahogany.....	150
Malleable iron castings.....	94
Malt.....	36, 163, 268, 340, 452
" excise (See Table of Contents).	
" liquor (See Table of Contents).	
" extract.....	54
Manganese ore.....	110, 168
" oxide of.....	54
Mangoes.....	68
Manilla grass.....	74, 78
" hoods.....	78
" twine.....	44
Mantels of slate.....	132
Manufactured articles, N.E.S.....	82, 167
Manures.....	60, 164
Manure spreaders.....	86
Manuscripts.....	32
Maple sugar.....	138, 171, 254
" timber.....	150, 173
Map, showing Steamship routes, &c. (See Table of Contents).	
Maps.....	32, 162, 265, 336, 458
Marble and manufactures of.....	82, 138, 171, 186, 240, 322
Masks.....	102
Mastic, gum.....	52
Masts.....	92, 150, 173
Match blocks.....	150, 173

SESSIONAL PAPER No. 10

M	PAGE.	M	PAGE.
Matches and match splints.....	146, 173, 220, 298, 370, 486	Moss, crude and Iceland.....	74
Mats.....	38, 66, 226, 308	Motors, electric.....	58
“ India-rubber.....	76	Moulds for gold beaters.....	38
Mathematical instruments.....	118, 198, 247, 326	Mouldings, wood, plain and gilded.....	146, 174
Matte, copper.....	84	Mounts for umbrellas.....	112
Matting, cocoa.....	38	Mowing machines.....	86
“ india-rubber.....	76	Mucilage.....	72, 186
Mattocks.....	102	Muffs, fur.....	70
Mattresses, hair and spring.....	82	Munjeet.....	54
Matrices.....	112	Muriate of potash.....	54
Mauritius, imports and exports (<i>See</i> Table of Contents).		Muriatic acid.....	48
Meal.....	36, 162, 163, 178	Mushroom spawn.....	130
Meal, oil cake, cotton seed cake and palm nut cake.....	118	Music, printed, &c.....	34
Meal, damaged.....	36	Musical instruments, N.E.S.....	114, 169, 196, 214, 244, 285, 324, 356, 476, 473
Meats.....	128, 176, 198-200, 214-216, 287-288, 427-430	Musical instruments for bands in the army, &c.....	114
“ canned.....	128, 200, 216, 358, 429	Musical instruments for use in schools.....	160
“ dried or smoked.....	128, 200, 358	Muslins.....	48, 180
“ labels for.....	32	Musk.....	54
Medicines, proprietary (<i>see</i> Drugs). 54, 164, 182, 312		Muskets.....	102, 192
Medicines, containing spirits.....	56	Mustard.....	116, 245
Meerschaaum, manufactures of.....	110	“ seed.....	130
Mescal.....	134	Mutton.....	128, 170, 428
Melons.....	142	N	
Metallic colours.....	120	Nail rods, Swedish iron.....	102
Metals and minerals and manufactures of, N.E.S.....	82-114, 167-169, 190-196, 212-214, 240- 244, 280-284, 320, 322-324, 352-356	Nails, brass.....	82
Meters, gas.....	110	“ copper.....	84
Methyl.....	134	“ nails-composition.....	94
Methylated spirits.....	134	“ cut.....	94
“ excise (<i>See</i> Table of Con- tents.)		“ horse-shoe.....	94
Mexican fibre.....	74	“ iron wire.....	94
Mexico, imports and exports (<i>See</i> Table of Contents).		“ sheathing.....	94
Mica.....	110, 168, 379	“ wrought or pressed.....	94
Military stores.....	156	“ shoe and other.....	88
“ and Navy clothing.....	156	Naphtha.....	116, 196
Milk food.....	114	“ wood.....	134
“ condensed.....	114, 284	Natal, imports and exports (<i>See</i> Table of Contents).	
Mill board.....	122	Navy, articles for.....	156, 206
“ feed.....	36	Neat's-foot oil.....	116, 169
Mills, fanning.....	94	Needles.....	102
“ planing.....	94	Netting, cotton, silk, &c.....	60
“ saw.....	94	“ musquito.....	48
“ stamp.....	92	“ silk plush.....	132
Millinery.....	60	Nettings and nets.....	60
Minerals and metals and manufactures of.....	82-114, 167-169, 190-196, 280-284, 322-324, 352-356	Nets for fisheries.....	60
Mineral aerated waters.....	114, 169, 244	Nets, lawn tennis.....	44
“ oil.....	116	Newfoundland, fish from.....	62-64
“ soap.....	134	“ imports and exports (<i>See</i> Table of Contents).	
Mineral pigments, ochres, and iron oxides, &c.....	120, 169	New South Wales, imports and exports (<i>See</i> Table of Contents).	
Mineral substances, N.O.P.....	110	Newspapers.....	32, 176
Mineralogical specimens.....	110	New Zealand, imports and exports (<i>See</i> Table of Contents).	
Mines, produce of.....	110, 168	Nibs, cocoa.....	42
Mining machinery.....	92	Nickel, and manufactures of.....	112, 168, 214
Miscellaneous articles, not enumerated. 156-160, 174, 206		“ anodes.....	112
“ metals and minerals and manu- factures of.....	108-114, 167, 169, 196, 214, 283-284, 324, 354-356	Nitrate of ammonia.....	50
Mitts, all kinds.....	72, 186, 236, 316	“ iron.....	54
Models.....	158	“ lead.....	106
Mohair cloth.....	38	“ potash.....	54
“ yarn.....	152	“ soda.....	56
Molasses.....	138, 171, 202, 216, 256, 291, 332, 364	Nitre, sweet, spirits of.....	134
Morocco skins, tanned.....	80	Nitric acid.....	48
Morphine.....	54	Nitrite of soda.....	56
Mosaic flooring.....	114	Nitro-glycerine.....	74
		Noils.....	154
		Norway, imports and exports, (<i>See</i> Table of Contents).	

N	PAGE.
Notches for umbrellas.....	112
Notes, promissory, forms for.....	30
Novels.....	30
Nuggets, gold.....	84, 167, 280
Nutgalls.....	54
Nutmegs.....	134
Nuts.....	68, 165, 186
“ iron or steel.....	90
“ ivory.....	152
Nux vomica beans.....	50

O	PAGE.
Oak.....	148, 204, 297
“ bark.....	144
“ extract of.....	52
“ timber square.....	150, 173, 297, 368, 413
“ logs.....	148, 173
Oakum.....	80, 167, 239, 320, 470
Oats.....	36, 163, 178, 208, 266, 338, 441
Oatmeal.....	36, 163, 208, 268, 340, 448
Ochres, ochrey earths.....	120, 169
Odours.....	124
Offal, fish.....	72
Office furniture.....	146, 204
Oil, aniline.....	50
Oils.....	116-118, 169, 196, 214, 245-246, 286, 324-326, 356
“ mineral.....	116, 169, 196, 324, 356
“ illuminating.....	243
“ fish.....	116, 169, 196, 245, 324, 356
“ animal.....	116, 169, 196, 245, 324, 356
“ vegetable.....	116, 169, 196, 245, 324, 356
“ lubricating.....	118, 245
“ fusel.....	134
“ hair.....	124
“ kerosene.....	116, 169, 196, 245
“ of roses.....	54
“ potato.....	134
Oil cloth.....	118, 198, 326
Oiled silk.....	118
Oilcake and oil meal.....	118, 169, 214, 246, 285, 358, 474, 475
Oil finish.....	142
Oleographs.....	32, 120
Oleostearine.....	74
Olive oil.....	118
Opium, crude, &c.....	52, 182
“ smoking.....	54
Optical, philosophical, photographic and mathematical instruments, N.E.S.....	118, 198, 247, 326
Oranges.....	68
Orange mineral.....	120, 198
“ peel.....	70
Organs.....	114, 169, 214, 285, 477
“ parts of.....	114
Organzine, silk.....	132
Ore, cobalt.....	112
“ copper.....	167, 212, 376
“ iron.....	92, 168
“ antimony.....	108, 168
“ lead.....	108, 168, 214, 283, 354, 378
“ manganese.....	110, 168, 380
“ nickel.....	112, 168
“ silver.....	84, 167, 212, 281, 352, 382
Ornaments, composition, &c.....	58
“ bead.....	58, 312
“ bronze.....	110
Orris root.....	52
Osiers.....	152
Ostrich feathers.....	58, 184
Ottar of roses.....	54
Overcoatings.....	152

O	PAGE.
Oysters.....	62, 165, 184
“ seed and breeding.....	62
Oxalic acid.....	48
Oxides.....	120, 169
“ of copper.....	84, 120
“ of cobalt, zinc, &c.....	120
“ of tin.....	120

P	PAGE.
Packages.....	118, 120, 198, 247, 326
“ containing oysters, &c.....	64
Packing, rubber.....	76
Paddy, rice.....	34, 176
Pads, stair.....	66
Pads, hair brush, paper.....	76, 122
Pails.....	148, 174
Paintings.....	120, 198, 247-248, 326
Paints and colours.....	120-122, 169, 198, 248, 326, 358
Palings.....	150, 173, 218, 294, 366, 403
Palm leaf, unmid.....	74
Palm nut cake.....	118
“ meal.....	118
Palm oil.....	116, 196
“ spirits.....	134
Pamphlets, advertising.....	30, 34, 162, 176, 265, 304, 336, 458
Paper and manufactures of.....	122, 170, 198, 248, 286, 326, 358
Paper cutters.....	94
“ for cartridges.....	158
“ hemp for shot shells.....	158
“ printing.....	122
“ sand, glass, &c.....	130
“ tarred.....	122
“ not tarred.....	122
Papers, literary and newspapers.....	34
Papeteries.....	122, 198
Paraffine wax.....	122, 248
Parasols, all kinds.....	142, 202, 250, 332
“ sticks.....	148
“ materials for.....	112
Paris green.....	120
“ white.....	122
Parcels, post office.....	120, 198, 247
Pasteboard.....	122
Pastes, toilet.....	124
Patent leather.....	80
Patterns, of brass, iron or other metal.....	112
Paving brick.....	36
“ blocks.....	138
Peach trees.....	126
Peaches.....	70
Pear trees.....	126
Pearl, ash.....	28, 162, 264
Pearl, mother of.....	122
Pearline.....	134
Pease.....	36, 163, 208, 266, 338, 442
“ seed.....	130
Peanuts.....	68
Pecan nuts.....	68
Pedometers.....	48
Peel, candied.....	70
Pelts, raw.....	122, 170, 249, 286, 318, 350
Pens, penholders.....	124
Pencils, lead.....	122, 249
“ slate.....	132
Penknives.....	102
Percussion coal cutters.....	92
Perfumes, pomades and hair oil, all kinds.....	124, 198, 249
Periodicals.....	30-34, 176, 223, 304
Persimmon wood.....	144
Persis.....	54

SESSIONAL PAPER No. 10

P	PAGE.	P	PAGE.
Petroleum.....	116	Platina.....	112
Personal effects of subjects dying abroad.....	156	Platinum.....	84, 112, 168
Pewter.....	112	Platinum condensers.....	112
Pheasants.....	28	" wire.....	112
Phials, glass.....	72	" retorts, pans, &c.....	112
Philosophical instruments.....	118, 198, 247, 326	" pipe and tubing.....	112
Phosphates.....	60, 164, 210, 273, 381	Playing cards.....	122
Phosphate, acid.....	48	Ploughs.....	86
Phosphorus.....	54	Plumbago and manufactures of.....	112, 168
Phosphor bronze.....	110	" crucibles.....	112
Photographs.....	120, 158, 162, 265	Plums.....	70
Photographic dryplates.....	124	Plum trees.....	126
" instruments.....	118, 247	Plush, cotton.....	48, 180
Pianofortes.....	114, 196	Plush, hatters'.....	78
Pianos and organs, parts of.....	114	Pocket books.....	126, 259
Picks.....	102	" knives.....	102
Pickets.....	150, 173, 218, 294, 366, 403	Poles, hop, hoop and telegraph.....	150, 173, 218
Pickles and sauces.....	124, 198, 249, 326	Polish.....	126
Pictorial illustrations for schools.....	158	Pollock.....	62, 165, 184, 210, 273, 344
" show cards.....	34, 176	Pomades.....	124, 249
Pictures, advertising.....	34, 176	Pomatuns.....	124
Pictures.....	120	Pomegranates.....	68
Picture frames.....	124	Popcorn.....	138
Pigeons, homing, etc.....	28	Porcelain ware.....	58
Pigs, copper.....	81	Pork.....	128, 170, 198, 216, 430
" lead.....	106, 194	Portable machines.....	94
" tin.....	108, 194	Porter.....	28, 176, 222, 302
" spelter.....	108	Portland cement.....	40, 178
" zinc.....	108	Portugal, imports and exports, (<i>See</i> Table of Contents).	
Pig iron.....	92, 167, 192, 407	Post office parcels.....	120, 247
Piles and pile timber.....	150	Posters.....	34
Piling.....	173	Posts.....	150, 173
Pillows.....	30	Potash.....	54
Pine apples.....	70	" cyanide of.....	54
Pine, pitch, lumber.....	150	" nitrate of.....	54
" logs.....	148, 173, 218	" prussiate of.....	54
" deals.....	150, 173, 218, 293, 366, 400	Potato spirits or oil.....	134
" timber.....	150, 173, 218, 297, 368	Potatoes.....	142, 172, 216, 292, 364, 455
" white timber.....	150, 218, 297, 414	Poultry.....	128, 162, 170
Pins.....	112	" living.....	28, 264
Pipe clay.....	36	Pounders.....	148
" mounts.....	142, 202, 259	Powder, gun, rifle, &c.....	74
" organs.....	114	" cannister.....	74
Pipes, cast iron.....	86, 190	" musket and cannon.....	74
" drain and sewer.....	36	Powders, tooth and other.....	124
" lead.....	106	" soap.....	134
" tobacco.....	142, 202, 259	" baking.....	28
Piques, cotton.....	48, 180	Prayer books.....	30, 176
Pitch, bone.....	30	Precious stones and imitations of.....	126, 198, 250, 328
" Burgundy.....	50	Precipitate of copper.....	54
" coal.....	140	Preserves.....	70, 166, 186
" pine.....	150	Presses, printing.....	94, 192
" tar.....	140	" lithographic.....	94
Planing mills, portable.....	94	Price lists.....	34, 176
Plantains.....	68	Primers for shot shells.....	74
Plaits, straw, grass and Tuscan.....	78, 188	Printed matter.....	30
Planks.....	148, 150, 173, 204, 218, 294, 366, 405	Printing paper.....	122
Plants and trees.....	124-125, 170, 198, 249-250, 326, 358	Prints.....	120, 198, 247
Plaster crude.....	138, 377	Prizes won in competition.....	126
Plaster of Paris.....	138, 171	Proprietary medicines.....	54, 182
Plate, communion.....	44	Provisors, N. E. S.....	126-128, 170, 198-200, 214-216, 250, 286-288, 328, 358-360, 423-431
Plated ware.....	84, 190	Prunella.....	46
Plates, aluminum.....	108	Prunes, dried.....	68
" Canada.....	90	Psalm books.....	30, 176
" cast iron.....	90	Puddle bars, iron and steel.....	90, 192
" engraved.....	126	Pulque.....	134
" fashion.....	60	Pulp-wood.....	150, 174, 299, 368, 408
" for ships.....	92	Pumice stone.....	128
" photographic, dry.....	124	" silver and mineral soaps.....	134
" plough.....	96	Pumps.....	82, 96
" rolled.....	92	Purses.....	126, 259
" sheared or unsheared.....	92	" clasps for.....	110
" tin.....	108, 194		
" universal mill or rolled edge steel.....	98		

P	PAGE.
Putty.....	122
“ dry, for polishing.....	78
Pyrites.....	112, 168
Pyroligneous acid.....	48
Pyroxylic spirits.....	134
Q	
Quails.....	28
Quartz, gold-bearing.....	84, 167, 212, 280, 352, 382
Quartz, crystallized.....	112
Queensland, imports and exports (<i>See</i> Table of Contents).	
Quicksilver.....	54
Quills.....	128
Quilts, cotton, linens, &c.....	46, 66
Quinines.....	70
Quince trees.....	126
Quinine, salts of.....	54
R	
Rags.....	128, 170, 260, 251, 288
Rakes.....	86, 146
Rails.....	92, 98
Railway bars, iron.....	96, 192
“ steel.....	
Railway cars.....	40
“ or road scrapers.....	40
“ ties.....	150, 173, 218, 296, 368
Raisins.....	68, 186
Rape seed.....	130
Rasps.....	102
Raspberry bushes.....	126
Raspberries.....	68
Rattan and manufactures of, N. E. S.....	152
Reapers.....	86
Receipts, printed, &c.....	30
Red cedar.....	150
“ pine timber.....	150, 173, 218
“ lead.....	120
“ liquor.....	54
“ prussiate of potash.....	54
Redwood.....	150
Reeds for whips.....	144
“ bamboo.....	146
“ unmanufactured.....	146
Regalia.....	128
Registers, cash.....	40
Regulus of copper.....	84
Rennet.....	128, 251, 328
Repairs to steamers.....	130
Resin or rosin.....	128, 400, 251
Resin oil.....	118
Rhubarb root.....	52
Ribbons, silk.....	128, 200, 328
“ N. E. S.....	128
Ribs, brass or iron, for umbrellas.....	112
Rice and rice flour.....	34, 162, 176
Rifles.....	102, 192
Rings for umbrellas.....	112
Rivets, brass.....	82
“ copper.....	84
“ iron or steel.....	90
Rockingham ware.....	56
Rods, brass and copper.....	82, 84, 196
Rod, iron and steel.....	90
“ rolled round wire.....	90, 190
“ steel.....	90, 190
Rolls of chilled iron or steel.....	96
Rolling pins.....	148
Rollers, copper.....	84
Rollers, farm, road or field.....	86
Roofing of slate.....	132

R	PAGE.
Roots, medicinal.....	52
“ bulbous.....	130, 170, 200, 216, 252
Ropes.....	44, 164, 210, 271, 342, 461
Rose bushes.....	126
Rosewood.....	150
Roses, ottar, attar or oil of.....	154
Rubber heads for whips.....	144
“ and manufactures of.....	76
Rubber, crude.....	76, 188
“ waste.....	76
Rugs.....	38, 66, 128
Ruling machines.....	94
Rum.....	134
Rum, bay.....	124
“ shrub.....	134
Runners for umbrellas.....	112
Russia, imports and exports (<i>See</i> Table of Contents).	
Russia iron.....	90
Rye.....	36, 163, 208, 267, 338, 443
“ flour.....	36

S	PAGE.
Saccharine.....	138
Saddlery and parts of.....	80, 88, 167
Saddle jiggers, stirrups and saddle trees.....	128
Sad irons.....	102
Safflower.....	54
Saffron.....	54
Safes, iron.....	96
“ doors for.....	96
Sago flour.....	34
Sails.....	128, 170
Sail twine.....	66
Saleratus.....	54
Sal ammoniac.....	54
“ soda.....	56, 182
Salmon.....	64, 165, 210, 275, 348, 391, 392
Salt cake.....	56
“ from U. K. or for fisheries.....	130
“ fine.....	128, 200, 251, 252, 328, 360
“ in bulk.....	128
“ coarse.....	128
“ in bags, barrels, &c.....	128
Saltpetre.....	54
Sandarac gum.....	52
Sand.....	138, 171, 216
“ paper.....	130
Sandalwood.....	148
Sandstone.....	138
Sapolio.....	134
Sappato gum.....	52
Sardines.....	64
Sarsaparilla.....	52
Sashes of wood.....	146, 173, 770, 298, 370, 485
Satchels.....	142, 259
Satinwood.....	150
Sauces.....	124, 198, 249, 326
Sausage casings, not cleaned.....	130, 252
Saw-dust.....	150
Saw-mills, portable.....	94
Saws, steel for.....	98
Saws.....	102
Scales.....	96
Scantling.....	150, 173, 218, 295, 366, 404
Scientific associations, books printed by.....	32
Scenery and costumes, theatrical.....	46
Schiedam and other schnapps.....	134
Scrapers, road or railway.....	40
Scrap, old, brass and copper.....	82, 84
“ lead.....	106, 194
Scrap, iron.....	92, 98, 168, 194, 467
“ from vessels wrecked.....	93

SESSIONAL PAPER No. 10

	PAGE
Screws, N. E. S.	98, 112
“ “wood screws”	98
Scrims, cotton	48, 180
Scythes	86
Sea fish	62, 165
Sea grass	72
Seaweed	72
Seed oil	116, 169
Seeds, aromatic, viz. :—	
Anise, star	
Caraway and coriander	
Cummin and cardamon	130
Fennel and fengreek	
Seeds and bulbous roots.	130, 170, 200, 216, 252 288, 328, 360, 452, 454
Seedling stock for grafting	126
Seines for fisheries	60
Senate, articles for	156
Senegal gum	52
Separators	88, 94
“ cream bowls for	88
Serums	50
Sesame oil	118
Settlers' effects.	158, 174, 206, 252, 289, 328, 465
Sewer pipes	36
Sewing machines.	94, 168, 281, 354, 468
Sewing and embroidery silk	132
Shades, gas-light, lamp, &c.	72
Shaddocks	68
Shale, products of	116
Shapes, structural	90, 192
Shawls, cotton	46
silk	132
woollen	152
Sheep	28, 162, 176, 208, 263, 302, 336, 420
“ skins, tanned.	80, 188, 320
Sheeting, cotton, linen, &c.	46, 66, 180
Sheetings, rubber	76
Sheets, aluminium	108
Sheets, brass and copper	82, 84, 190
iron or steel for ships	92
iron or steel	90, 100
lead	106
tin	108, 194
zinc	108
Shellac	52
Shells, fancy manufactures	58
tortoise and other	142
Shingles	148, 173, 218, 296, 368
Shingle bolts	150, 173
Ships	130, 171, 216, 290, 362, 480
and vessels, repairs on	130
boilers, steam engines and other machinery	130
Ship stores	156
manufactured articles for	92
beams, sheets, plates, &c., for	92
wire rigging for	106
timber and planking	148
Shirts, cotton	46
linen	66
silk	132
woollen	154, 204
Shirt waists	46, 66, 132, 152
Shoddy, woollen	156
Shoe blacking	30
Shoe buttons	38
laces	34
lace wire fasteners	82
shanks, steel for	100
Shoes, india-rubber and gutta percha	76
leather	80, 167, 188, 277, 320, 352, 470
horse, mule and ox	90
Shoemakers' ink	30

	PAGE
Shot, lead	106
Shooks, box or other	150, 173, 297, 368, 409
Show cases	148
cards, pictorial	34, 176
Shoulders, meat	128
Shovels	86
Shovel handles	146
Shrnbs	124
Sickles	86
Side lights	110
Sides, meat	128
Siennas	120
Sierra Leone, imports and exports (See Table of Contents).	
Signs	130
Silex	112
Silicate of soda	56, 182
Silk cocoons	132, 200
hats	78, 188
in the gum	132
and manufactures of, N. E. S.	132, 200, 253, 328-330
raw	132, 200
twist	132
Silver, and manufactures of	84, 167, 190, 212, 241, 280, 352, 382
German, and manufactures of	110
nickel	110
Sinkers	62
Sisal twine	44
Sizing cream	38
enamel	38
Skates and parts of	98
steel for	98
Skeletons	156
Skelp iron	92, 98
Skiffs	30
Skins of animals not native to Canada for taxidermic purposes	158
Skins, fish	72
undressed, dried, salted or pickled	78, 167, 186, 212, 238, 278, 422
for gold-beaters.	38
fur	70, 166
sausage	130
tanned, N. E. S.	80
Slabs, iron or steel	90, 192
marble	82
Slate and manufactures of	132, 253
Slates, school and writing	132
Sleds	40
Sledges of iron or steel	102
Sleighs	40
Slot machines	94
Snuff	142, 172
Soap	132-134, 171, 200, 253, 330, 362
Soap, powders	134
pumice, silver and mineral	134
soft and liquid	132
Socks and stockings, cotton	46
silk	132
woollen	152, 204
Sockets, electric	58
Soda ash	54, 182
caustic	54, 182
sulphate of, &c	56
Sodium, sulphide of	56
Sole leather	80, 167, 188, 279, 320, 352, 471
Sounds	62, 165
South Australia, imports and exports (See Table of Contents).	
Soy	124
Spades	86
Spain, imports and exports (See Table of Contents).	

S	PAGE.	S	PAGE.
Spanish cedar	150	Stoneware	56, 182
“ West Indies (American W. Indies and Cuba), imports and exports (See Table of Contents).		Stoves	102, 168
Spar, ornaments of	58	Stove plates	102
Spars	150, 173	Straits Settlements, imports and exports (See Table of Contents).	
Sparkling wine	136	Straw and manufactures of	74
Specimens, entomological	158	Strawberries	136
“ botanical	158	Straw board	122
“ models and wall diagrams for illustration of natural history for universities and public museums	158	Straw-cutters	94
Spectacles	118	Straw hats	78, 188
Spelter	108, 243	Straw plaits	78, 188
Sperm oil or spermaceti	116	Strings, cat-gut	76
Spiegel	88	Strip fencing	106
Spices, ground and unground	134, 200, 254, 330	Strips, aluminum	108
Spikes	94	Strips, brass	82
Spirits and wines	134-136, 171, 200-202, 216, 254, 290, 330, 362	Strips, copper	84
“ methylated	134	Structural shapes	96, 192
“ pyroxylic	134	Structural work	92
“ of wine	134	Sugar, candy	138, 256
“ wood	134	“ syrups and molasses	138, 171, 202, 216, 254, 257, 291, 332
“ excise (See Table of Contents).		Sugar all kinds, N.E.S.	138, 171, 202, 216, 255, 332
“ perfumed	124	“ house syrup	138, 182
Spokes	146	Sulphate of ammonia	50
Sponges	136, 255	“ alumina	50
Spools and spool wood	148, 174, 486	“ copper	56
Sprigs	88	“ iron	56
Spring mattresses	82	“ soda	56
Sprinklers, garden	110	Sulphide of sodium	56
Springs	86, 100, 110	Sulphur	88
Spruce deals	150, 173, 218, 293, 366, 401	Sulphuric acid	50, 164
“ logs	148, 173, 218	“ ether	56
Spurs and stilts for earthenware	136	Sunac	50
Square reeds	144	Sunshades, all kinds	142, 202, 259, 332
Squares, iron	86	Surgical dressing, antiseptic	50
Squills	52	“ instruments	102
St. Pierre, imports and exports (See Table of Contents).		Suspenders	34, 306
Stair pads	66	Swedish nail rods	102
Stamp mills	92	Sweetened, and fruit syrups, N.O.P.	80, 82
Stannate of soda	56	Swine	28, 264, 336
Starch and farina	136, 171, 253, 330, 481	Switches, iron or steel	88
Statements (See Table of Contents).		Swivels	62
Statuettes	58	Swords	102
“ bronze	110	Sweden, imports and exports (See Table of Contents).	
Staves, stave bolts	150, 173, 218, 295, 297, 366, 368, 406	Switzerland, imports and exports (See Table of Contents).	
Steam engines, locomotive	88	Sycamore	150
“ portable	94	Syrup, sugar	138, 171, 202
“ ships	130		
Steam pumps	96	T	
Stearine	128, 248	Table cloths	140
Stearic acid	136, 248	“ ware, glass	72
Steel and manufactures of	86-106, 167-168, 190-194, 281-283	Tablets, for typewriters with movable figures	160
Steel bars	86, 190, 192	Tacks	82, 84, 88, 102
Steel bridges, parts of	90	Tafia	134
Stereotypes	112, 168	Tagging metal	114
Sticks, umbrella, &c.	112, 148	Tailors' irons	102
“ walking	148	Tails, undressed	78
Stilts for earthenware	136	Tallow	140, 172, 257
Stockinettes	136	“ candles	38
Stockings, cotton	46	Tamarack logs and posts	150, 173
“ silk	132	Tampico fibre	74
“ woollen	152, 204	Tanners' bark	144
Stone and manufactures of	136-138, 170, 202, 216, 255, 290-291, 330, 362	Tannic acid	50
Stone, precious, polished	126, 198, 250, 328	Tanning articles	52
“ “ in rough	126, 198, 250, 328	Tape dyed or undyed	46
“ pumice	128	Tapestry, jute	66
		“ carpets	154, 206
		Tapioea	34
		Tape lines	140
		Tar, coal and pine	140, 172, 364

SESSIONAL PAPER No. 10

T	PAGE.
Taraxacum.....	52
Tartar, gray, and emetic tartar.....	50
“ cream of.....	52, 182
Tartaric acid crystals.....	56
Tasmania, imports and exports (See Table of Contents).	
Tassels.....	58, 184, 312
Tea lead.....	106
Tea.....	140, 202, 216, 258, 332, 364
Teasels.....	140
Teak, African.....	150
Telegraph Co., A. A., articles for.....	156
“ instruments.....	58
“ insulators.....	58
“ poles.....	150, 173, 218
Telephones.....	58
Terra cotta, ornaments of.....	58
Terra Japonica.....	56
Theatrical costumes and scenery.....	46
Thread, crochet cotton.....	46
Thread, cotton, sewing.....	46, 180
“ on spools.....	46
“ linen.....	66, 184
“ for elastic webbing.....	76
Threshers.....	94
Ties, railway.....	150, 173, 218, 296, 368, 410
Tiles.....	36, 56, 163, 178, 224, 308
Timber, square.....	150, 173, 204, 218, 220, 297, 368, 411, 416
Tin and manufactures of.....	108, 168, 194, 214, 242, 283, 324, 354
Tin strip waste.....	108
“ foil.....	108
Tinctures, containing spirits.....	56
Tires, locomotive, &c.....	92
Tobacco and manufactures of, N. E. S.,.....	142, 172, 202, 216, 258, 291, 332, 364, 482
Tobacco, Excise (See Table of Contents)	
“ pipes, cigar holders, &c., all kinds.....	142, 202, 259
Tobago, imports and exports (See Table of Contents).	
Toilet preparations.....	124
“ soap.....	132
Tomatoes, fresh and in cans.....	144
Tongues.....	62, 128, 165, 170
Tonnage of vessels entered at and cleared from Canadian ports (See Table of Contents).	
Tonquin beans.....	50
Tools and implements.....	102, 194
“ track.....	102
Tooth powders.....	124
Topographical globes.....	32
Torpedoes.....	60
Tortoise and other shells.....	142
Tow of flax.....	66, 165, 212, 484
Towels, cotton.....	46
Towels, linen, &c.....	66, 184
Toys, all kinds.....	60, 184
Trawls.....	62
Trade and Commerce expenditure and mail subsidies (See Table of Contents).	
Trade, foreign (See Table of Contents).	
Tragacanth.....	52
Treenails.....	142
Trees.....	124-126, 170, 198, 250, 326, 358
Tricycles.....	40, 178
Trinidad and Tobago—imports and exports (See Table of Contents).	
Trunks, pocket-books, purses, hat boxes, carpet bags, satchels, valises, &c.....	142, 259
Trusses.....	28
Tubing, brass.....	82

T	PAGE.
Tubing, copper.....	84
“ iron and steel.....	104, 194
“ iron boiler.....	104
“ silver.....	84
“ zinc.....	108
Tubs.....	56, 148, 174
Tubular bow sockets, steel for.....	102
Tufa.....	138
Tumeric.....	56
Turnips.....	144, 172
“ seed.....	130
Turpentine, spirits of.....	142, 202, 259, 332
Turtles.....	142
Tuscan plaits.....	78, 186
Tweeds.....	152, 204
Twine and manufactures of.....	44, 164, 180, 210, 228, 271, 310, 342, 461
Twine, sail.....	66
Twist, silk.....	132
Type.....	114
“ metal.....	114
Typewriters, &c.....	94
Turkey, imports and exports (See Table of Contents).	

U

Undershirts and drawers.....	48, 132, 154
Ultramarine blue.....	122
Umbers.....	120
Umbrellas, parasols & sunshades.....	142, 202, 259, 332
“ sticks or handles.....	148
“ materials for.....	112
Unenumerated articles, paying 20 p. c. ad valorem duty.....	142
Union collar cloth paper, not glossed, glossed, &c.....	122
Universal mill or rolled edge steel plate.....	98, 194
United States, trade with other countries (See Table of Contents).	
“ imports and exports (See Table of Contents).	
United States of Colombia, exports (See Table of Contents).	
Upper leather.....	80, 167, 188, 279, 352, 471
Uruguay, exports (See Table of Contents).	

V

Vaccine and livery vaccine points.....	142
Valerian.....	52
Valises.....	142
Vanilla beans.....	50
Varnish, liquid, dryers, &c.....	142, 259, 332
“ for ship's use.....	142
Vaseline.....	56
Vaults.....	96
Vegetable fibres.....	74
“ oil.....	116-118, 196
Vegetables, fresh or dry, salted or in cans.....	144, 172, 202, 216, 260, 292, 332, 364, 455-456
“ labels for.....	32
“ manures.....	60
Vehicles.....	40
Velocipedes.....	40
Velveteens.....	48, 132, 180
Velvets, cotton.....	48, 180
“ silk.....	132, 200
Veneers, wood.....	148
Veneers, ivory.....	78
Venezuela, imports and exports (See Table of Contents).	
Verdigris.....	56
Vermicelli.....	34

	PAGE.
Vermouth.....	134
Vessels, beams, sheets, &c., for.....	92
“ and ships and repairs on.....	130
“ sea-going, tonnage of, entered and cleared at Canadian Ports (<i>See</i> Table of Contents).	
“ trading on lakes and rivers, tonnage of (<i>See</i> Table of Contents).	
“ tonnage of, in coasting trade (<i>See</i> Table of Contents).	
Victoria, imports and exports (<i>See</i> Table of Contents).	
Vines, grape.....	124
Vinegar.....	144
Vitrol, blue.....	56
Vulture feathers.....	58, 184

W

Wadding.....	46
Wads, gun.....	74
Wagons,.....	40, 163, 178, 210, 270, 342
Walking sticks.....	148
Wall paper.....	122
Walnut wood.....	150, 204
Walnuts.....	68
Ware, china and porcelain, C.C. and earthenware and stoneware.....	56, 182
Ware, fibre, indurated or vulcanized.....	74
“ plated and gilt.....	84, 190
“ table, glass.....	72
“ Japanned and stamped, granite, iron and enamelled.....	104, 194
Wares, willow or osier.....	152
Warps.....	46
Wash boards.....	148
Washers, iron or steel.....	90
Washes, toilet.....	124
“ hair, tooth, &c.....	124
Waste, cotton.....	48, 164, 180
Watches, watch cases, actions and movements.....	144, 202, 260, 314, 332
Water colours.....	120
Waters, cologne and lavender.....	124
Wax, beeswax.....	144
“ paraffine.....	122
“ candles.....	38
“ manufactures of, N.E.S.....	144
Webbing.....	144, 202, 260
Wedges.....	102
Weeders.....	86
Weighing beams.....	96
Western Australia, imports and exports (<i>See</i> Table of Contents).	
Whalebone, unmanufactured.....	144
Whale oil.....	116, 169
Wheat.....	36, 163, 178, 208, 267, 306, 340, 444
“ flour.....	36, 163, 178, 208, 268, 306, 340, 447
“ inspection of (<i>See</i> under Table of Contents).	
Wheelbarrows.....	40
Wheels, emery.....	58

W

Whips.....	144
“ articles for manufacture of.....	144
Whip gut.....	76
Whiskey.....	134, 171, 202, 216, 362, 473
Whisks.....	38
White ash lumber.....	150
White wood lumber.....	150, 204
White lead, dry.....	120, 198
White zinc.....	120, 198

W

	PAGE.
Whiting.....	122
“ gilders.....	122
White pine timber.....	150, 173, 368, 414
Window cornices and cornice poles of all kinds.....	144
“ glass.....	72
“ shades.....	144
“ shade rollers.....	144
Wind mills.....	94
Wines, and spirits.....	134-136, 171, 200-202, 216, 254, 290, 330, 362
Wines, except sparkling.....	134-136, 202
“ sparkling.....	136, 202
“ spirits of.....	134
Wire, brass.....	82, 190
“ Bessemer and homo.....	106
“ copper.....	84
“ crucible cast steel.....	106
“ fencing.....	106
“ round or flat.....	106
“ for boots and shoes.....	114
“ buckthorn and strip.....	106
“ nails.....	94
“ twisted, except iron and steel.....	114
“ cloth, brass.....	82
“ “ copper.....	84
“ “ N.E.S.....	106
“ covered.....	106
“ fencing, barbed.....	106
“ for manufacture of wire cloth, &c.....	106
“ 16 gauge or thinner.....	100
“ platinum.....	112
“ rigging.....	106
“ rods for wire manufacture.....	90
“ “ steel.....	102
“ rope, iron and steel.....	106
“ iron and steel, all other, N.E.S.....	106
“ of all kinds, N.E.S.....	106, 114
Women's and children's dress goods, &c.....	154
Wood and manufactures of, N.E.S.....	144-152, 172-174, 204, 218-220, 261, 293-300, 332, 364-370
Wood for wood pulp.....	150, 173, 220, 297, 368
“ for match blocks.....	150, 173
“ for fuel.....	144, 218
“ pulp.....	148, 173, 218, 297, 370, 487
“ screws.....	98
“ unmanufactured.....	148, 218, 292-298, 364-368
Woodenware.....	152, 174
Wool, manufactures of.....	152-156, 174, 204-206, 220, 261, 300, 334, 370, 488
“ not further prepared than washed N.E.S.....	154, 204, 360, 370, 432
“ cotton.....	48, 182
Woolen fabrics.....	154, 206, 370, 488
Worm gut.....	76
Worsted, manufactures of (in wool).....	154
Wrapping paper.....	122
Wringers, clothes.....	42
Writing slates.....	132
“ paper.....	122, 198

X


Xyolite, xylonite, &c.....	40
Xylonite or xyolite, collars of.....	44
“ “ cuffs of.....	44

Y

Yarns, fresh or dry, salted, &c.....	142
Yarn, finer than No. 40.....	48
“ coir.....	44
“ cotton.....	46, 48, 180
“ flax and hemp.....	66

SESSIONAL PAPER No. 10

Y		Z	
	PAGE.		PAGE.
Yarn, hosiery	46	Zinc and spelter, and manufactures of	108, 194,
“ jute	66		243, 324
“ knitting	46	“ salts of	56
“ woollen, &c.	152, 204	“ seamless, drawn tubing	108
Yarns, N.E.S.	152	“ white	120, 198
Yeast cakes and compressed yeast, &c., &c.	156	“ dust	52
Yellow metal	114		



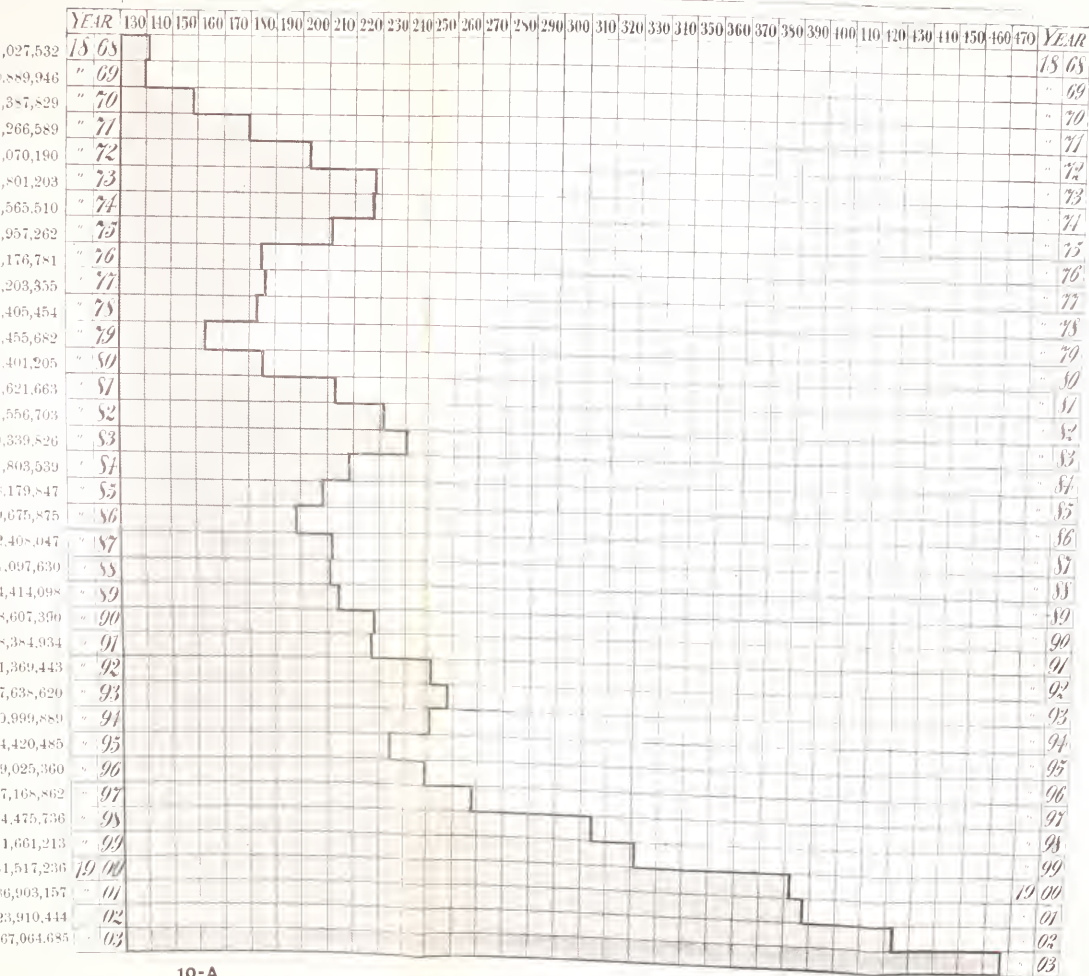
TOTAL TRADE

— OF THE

DOMINION OF CANADA

FOR THE FISCAL YEARS ENDED JUNE 30TH 1866 to 1903

Millions of Dollars



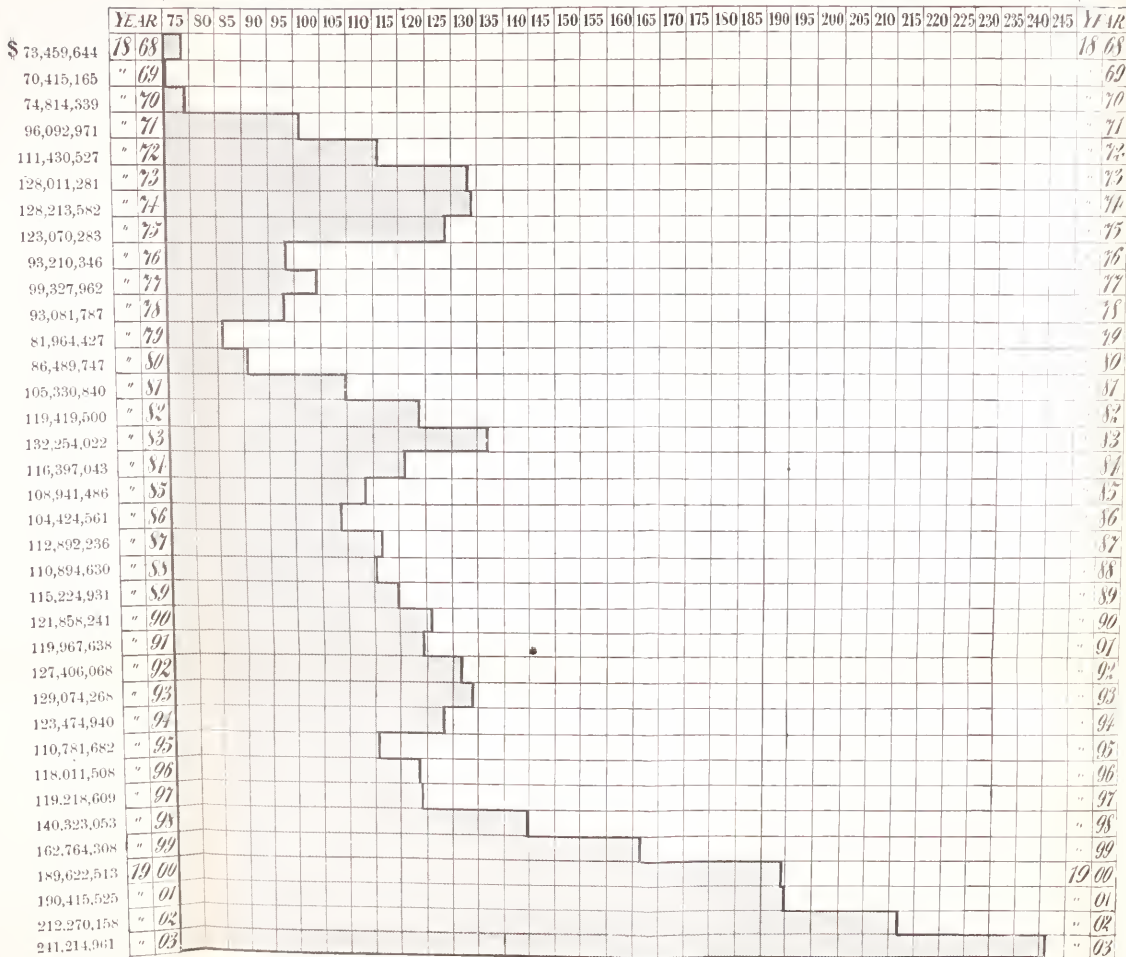
TOTAL IMPORTS

— OF THE —

DOMINION OF CANADA

FOR THE FISCAL YEARS FROM 1868 to 1903

Millions of Dollars



TOTAL EXPORTS
—OF THE—
DOMINION OF CANADA
FOR THE FISCAL YEARS FROM 1866 to 1903
Millions of Dollars

