

BUREAU OF ARCHIVES

ONTARIO

℔

No. 433

Shelf 13

SESSIONAL PAPERS

BUREAU OF ARCHIVES
RECEIVED

JUL 7 1905

OTTAWA

VOLUME 4

FOURTH SESSION OF THE NINTH PARLIAMENT

OF THE

DOMINION OF CANADA

SESSION 1904



VOLUME XXXVIII

ALICIA COLONIA

LA VIGOROSA

1911

1911

See also Numerical List, page 5.

ALPHABETICAL INDEX
OF THE
SESSIONAL PAPERS
OF THE
PARLIAMENT OF CANADA

FOURTH SESSION, NINTH PARLIAMENT, 1904.

A	C
Adulteration of Food..... 14	Coal or other Fuel Supply..... 108
Agricultural Implements..... 54	Cold Storage..... 65, 65 <i>a</i>
Agriculture, Annual Report..... 15	Commissioner of Lights..... 90
Alaska Boundary Award..... 46, 46 <i>a</i>	Conference at Washington..... 125
Aluminum Imports..... 109	Cotton Imports..... 84
Anglo-American Telegraph Co..... 73, 73 <i>a</i>	Criminal Statistics..... 17
Archives, Canadian..... 18	Crude Petroleum..... 118
Athabaska Landing, Petroleum at..... 118	
Atlantic Coast Fisheries..... 97	D
Auditor General, Annual Report..... 1	Dairy Products..... 143
	Davis, Michael P..... 129
B	Delegates to Europe..... 88
Banks, Chartered..... 6	Dividends unpaid in Banks..... 7
Banks, Unpaid Balances in..... 7	Dominion Lands..... 51, 52
Binder Twine..... 128, 128 <i>a</i>	Dominion Police..... 45
Bonds and Securities..... 47	Doukhobor Reserve..... 60
Boyd, Mr..... 81	Dry Docks on Pacific Coast..... 86
British Canadian Loan and Investment Co..... 48	Dugas, Blaise..... 94
British Columbia Industrial Disputes..... 36 <i>a</i>	Dundonald, Earl of..... 113, 113 <i>a</i>
Britton, Justice..... 142	
Bronte Harbour..... 80	E
	East Richelieu Valley Railway..... 70
C	Electric Light, Inspection of..... 13
Canada Eastern Railway..... 141	Estimates..... 3 to 5 <i>d</i>
Canadian Contingents to South Africa..... 139	Evanturel, Lieut.-Col..... 85, 85 <i>a</i>
Canadian Goods in U. S. Vessels..... 62	Exchequer Court..... 59
Canadian Northern Railway..... 74, 133	Experimental Farms..... 16
Canadian Pacific Railway:	
Business with Interior Department..... 53	F
Lands sold by..... 56	Fair Wages..... 140, 140 <i>a</i>
Canadian School of Musketry..... 138	Fire Insurance Premiums..... 110
Cattle-guards..... 98	Fisheries, Annual Report..... 22
Chartered Banks..... 6	Fish-trap Licenses..... 144
Cheese-cooling Rooms..... 95 to 95 <i>b</i>	Floods by Richelieu River..... 77
Chicken-fattening in P. E. I..... 136	Fort William, Telephones for..... 99
Civil Service:	France, Steamers to..... 122
Appointments and Promotions..... 58	
Examiners..... 31	G
Insurance..... 41	Gallagher, L. L..... 72
List..... 30	Garrison Common, Toronto..... 96
Superannuations..... 38	Gas, Inspection of..... 13

G		N	
<i>Gauss</i> , Steamship.....	146	Nappan Dairy Station.....	135
Geographic Board.....	21 ^a	Nash, E. A.....	98
Geological Survey Report.....	26	National Transcontinental Railway... 37, 37 ^a , 100	
Goodrick, Henry.....	116	102, 117, 124	
Government Telegraph Service.....	13 ^a	New Brunswick Appeal Case.....	127
Governor General's Warrants.....	40	Ninth Regiment of Militia.....	112
Grand Trunk Pacific Railway... 37, 37 ^a , 100, 102,		North-West Irrigation.....	50
117, 124		North-West Mounted Police.....	28
Gregory, R. W., Lieut.-Col.....	130, 13 ^a		
H		O	
Half-breed Scrip.....	67 to 67 ^d	Ossekeag, N. B.	82
Hampton Station, N. B.....	82	Ottawa Improvement Commission.....	42
Harbour Commissioners.....	23	Onellet, Major.....	85, 85 ^a
Hope Island.....	61, 61 ^a	Over-rulings of Treasury Board.....	39
Huntingdon Post Office.....	81		
I		P	
Ice-breakers.....	147	Pacific Cable.....	106
Immigration Agents.....	64 to 64 ^b	P.E.I., Chicken-fattening in.....	136
Indian Act.....	55	P.E.I., Deep-Sea Fisheries.....	137
Indian Affairs, Annual Report.....	27	P.E.I., Lobster Industry.....	123
Industrial Disputes in B. C.....	36 ^a	P.E.I., Railway.....	104 to 104 ^b
Inland Revenue, Annual Report.....	12	P.E.I., Telegraph Service.....	73, 73 ^a
Insurance, Abstract.....	9	Penitentiaries, Annual Report as to.....	34
Insurance, Annual Report.....	8	Petroleum at Athabaska Landing.....	118
Interior, Annual Report.....	25	Police, Dominion.....	45
Irena Post Office.....	101	Police, North-west Mounted.....	28
Iroquois Indians.....	105	Port Arthur, Teleph one for.....	99
J		Postmaster General, Annual Report....	24
Jackson, J. B.....	107, 107 ^a	Privy Council Appeal Cases.....	127
Judge Winchester.....	102	Protocol of Washington Conference.....	125
Justice, Annual Report.....	34	Public Accounts, Annual Report.....	2
K		Public and Other Works.....	63
Labour, Department of, Annual Report..	36	Public Printing and Stationery.....	32
<i>Le Malou</i> , Steamer.....	132	Public Works, Annual Report.....	19
Library of Parliament, Annual Report..	33		
Lobster Fisheries.....	97, 123	Q	
M		Quarantine Matters.....	121
Mabou Creamery.....	134	Quebec Central Railway.....	114
Mails to United Kingdom.....	89		
Major General, Earl of Dundonald.....	113, 113 ^a	R	
Manchester Liners.....	75	Railway Cattle-guards.....	98
Marine and Fisheries: Chief Engineer..	90	Railways and Canals, Annual Report....	20
Marine, Annual Report.....	21	Representation in House of Commons... 127	
Maritime Provinces, Steamships for... 76		Richelieu River Floods.....	77
Matane, Post-master at.....	119	Ross Rifle Factory Co.....	91
Measures, Inspection of.....	13		
Militia and Defence, Annual Report....	35	S	
Militia, 9th Regiment of.....	112	Saskatchewan River.....	78
Montreal Fire Insurance.....	110	Savard, P. V.	87 (1) 87 (2)
Montreal Turnpike Trust.....	83, 115	Secretary of State, Annual Report.....	29
Mounted Police.....	28	Shareholders in Chartered Banks.....	6
Mutual Reserve Life Association.....	69	Sheep, Shipment of, U.S.....	120
		Shipping, List of.....	21 ^b
		South Africa Contingents.....	139
		South Shore Railway.....	70
		St. Alphonse Wharf.....	145
		Steamer <i>Le Malou</i>	132

S		V	
Steamship <i>Gauss</i>	146	Vancouver Engineering Works.....	86
Steamship Service to France.....	122	Vegetables and Fruits from U.S.....	92
Subsidy for Steamships.....	76	Ventilation of Railway Cars.....	68
T		Ventilation of Ships.....	65, 65 <i>a</i>
Telegraph Service, Government.....	19 <i>a</i>	Vessels, List of.....	21 <i>b</i>
Thermographe Records.....	65, 65 <i>a</i>	W	
Timber Limits.....	66, 66 <i>a</i>	Walkerton Mail Service.....	57
Timber on Hope Island.....	61, 61 <i>a</i>	Warrants, Governor General's.....	40
Toronto Garrison Common.....	96	Weighing Dairy Products.....	143
Toronto Island and Harbour.....	79	Weights, Measures, etc.....	13
Trade and Commerce, Annual Report....	10	Winchester, Judge.....	102
Trade and Navigation, Annual Report....	11	Winnipeg and Hudson's Bay Railway....	133
Trade Unions.....	103	Y	
Transatlantic Steamship Companies.....	71	Yukon:—	
Treadgold Syndicate.....	126	Liquor Permits.....	111
Treasury Board Over-rulings.....	39	Justice Britton and Commissioners....	142
Trent Valley Canal.....	49, 49 <i>a</i>	Ordinances.....	44
U		Rescinding Treadgold Privileges.....	126
Unclaimed Balances in Banks.....	7	Yukon Territory Act.....	131
Unforeseen Expenses.....	43		
United Counties Railway.....	70		

See also **Alphabetical Index**, page 1.

LIST OF SESSIONAL PAPERS

Arranged in Numerical Order, with their titles at full length; the Dates when Ordered and when presented to the Houses of Parliament: the Name of the Senator or Member who moved for each Sessional Paper, and whether it is ordered to be Printed or Not Printed.

CONTENTS OF VOLUME B.

Census of Canada, 1901. Second Volume.....*Printed for both distribution and sessional papers.*

CONTENTS OF VOLUME 1.

(This volume is bound in two parts.)

1. Report of the Auditor General, for the fiscal year ended 30th June, 1903. Presented 22nd March, 1904 by Hon. W. S. Fielding.....*Printed for both distribution and sessional papers.*

CONTENTS OF VOLUME 2.

2. Public Accounts of Canada, for the fiscal year ended 30th June, 1903. Presented 16th March, 1904 by Hon. W. S. Fielding.....*Printed for both distribution and sessional papers.*
3. Estimates for the sums required for the services of Canada, for the year ended 30th June, 1905. Presented 16th March, 1904, by Hon. W. S. Fielding.....*Printed for both distribution and sessional papers.*
4. Supplementary Estimates for the year ending 30th June, 1904. Presented 22nd April, 1904, by Hon. W. S. Fielding.....*Printed for both distribution and sessional paper.*
5. Further Supplementary Estimates for the year ending 30th June, 1904. Presented 30th May, 1904, by Hon. W. S. Fielding.....*Printed for both distribution and sessional papers.*
- 5a. Further Supplementary Estimates for the year ending 30th June, 1904. Presented 28th June, 1904 by Hon. W. S. Fielding.....*Printed for both distribution and sessional papers*
- 5b. Supplementary Estimates for the year ending 30th June, 1905, Presented 25th July, 1904, by Hon. W. S. Fielding.....*Printed for both distribution and sessional papers.*
- 5c. Further Supplementary Estimates for the year ending 30th June, 1904. Presented 3rd August, 1904, by Hon. W. S. Fielding.....*Printed for both distribution and sessional papers.*
- 5d. Further Supplementary Estimates for the year ending 30th June, 1905. Presented 3rd August, 1904, by Hon. W. S. Fielding.....*Printed for both distribution and sessional papers.*
6. List of Shareholders in the Chartered Banks of Canada, as on 31st December, 1903. Presented 17th May, 1904, by Hon. W. S. Fielding.....*Printed for both distribution and sessional papers.*

CONTENTS OF VOLUME 3.

7. Report of dividends remaining unpaid, unclaimed balances and unpaid drafts and bills of exchange in Chartered Banks of Canada, for five years and upwards, prior to December 31, 1903. Presented 26th May, 1904, by Hon. W. S. Fielding.....*Printed for both distribution and sessional papers.*
8. Report of the Superintendent of Insurance, for the year ended 31st December, 1903.
Printed for both distribution and sessional papers.
9. Abstract of Statements of Insurance Companies in Canada, for the year ended 31st December, 1903. Presented 13th April, 1904, by Hon. W. S. Fielding.
Printed for both distribution and sessional papers.

CONTENTS OF VOLUME 4.

10. Report of the Department of Trade and Commerce, for the fiscal year ended 30th June, 1903. Presented 16th March, 1904, by Hon. J. Sutherland. *Printed for both distribution and sessional papers.*

CONTENTS OF VOLUME 5.

11. Tables of the Trade and Navigation of Canada, for the fiscal year ended 30th June, 1903. Presented 16th March, 1904, by Hon. W. Paterson. *Printed for both distribution and sessional papers.*

CONTENTS OF VOLUME 6.

12. Inland Revenues of Canada. Excise, etc., for the fiscal year ended 30th June, 1903. Presented 16th March, 1904, by Hon. L. P. Brodeur. *Printed for both distribution and sessional papers.*
13. Inspection of Weights, Measures, Gas and Electric Light, for the fiscal year ended 30th June, 1903. Presented 16th March, 1904, by Hon. L. P. Brodeur. *Printed for both distribution and sessional papers.*
14. Report on Adulteration of Food, for the fiscal year ended 30th June, 1903. Presented 7th April, 1904, by Hon. L. P. Brodeur. *Printed for both distribution and sessional papers.*
15. Report of the Minister of Agriculture, for the year ended 31st October, 1903. Presented 22nd March, 1904, by Hon. W. S. Fielding. *Printed for both distribution and sessional papers.*
16. Report of the Director and Officers of the Experimental Farms, for the year 1903. Presented 27th May, 1904, by Hon. S. A. Fisher. *Printed for both distribution and sessional papers.*

CONTENTS OF VOLUME 7.

17. Criminal Statistics for the year ended 30th September, 1903. *Printed for both distribution and sessional papers.*
18. Report on Canadian Archives, 1903. *Printed for both distribution and sessional papers.*
19. Report of the Minister of Public Works, for the fiscal year ended 30th June, 1903. Presented 16th March, 1904, by Hon. J. Sutherland. *Printed for both distribution and sessional papers.*
- 19*a*. Special Report of the Government Telegraph Service, compiled by the Department of Public Works. Presented 16th June, 1904, by Sir Wilfrid Laurier. *Printed for both distribution and sessional papers.*

CONTENTS OF VOLUME 8.

20. Annual Report of the Department of Railways and Canals, for the fiscal year ended 30th June, 1903. Presented 12th April, 1904, by Hon. H. R. Emmerson. *Printed for both distribution and sessional papers.*
21. Report of the Department of Marine and Fisheries (Marine), for the fiscal year ended 30th June, 1903. Presented 24th March, 1904, by Hon. J. R. Préfontaine. *Printed for both distribution and sessional papers.*
- 21*a*. Fourth Annual Report of the Geographic Board of Canada, 1903. *Printed for both distribution and sessional papers.*

CONTENTS OF VOLUME 9.

- 21*b*. List of Shipping issued by the Department of Marine and Fisheries, being a List of Vessels on the registry books of Canada, on the 31st December, 1903. *Printed for both distribution and sessional papers.*
22. Report of the Department of Marine and Fisheries (Fisheries), for the fiscal year ended 30th June, 1903. Presented 6th April, 1904, by Hon. J. R. Préfontaine. *Printed for both distribution and sessional papers.*
23. Report of the Harbour Commissioners, etc., 1903. *Printed for both distribution and sessional papers.*

CONTENTS OF VOLUME 10.

24. Report of the Postmaster General, for the year ended 30th June, 1903. Presented 16th March, 1904, by Sir William Mulock. *Printed for both distribution and sessional papers.*
25. Annual Report of the Department of the Interior, for the fiscal year ended 30th June, 1903. Presented 16th March, 1904, by Hon. C. Sifton. *Printed for both distribution and sessional papers.*

CONTENTS OF VOLUME 11.

26. Summary Report of the Geological Survey Department for the calendar year 1903. Presented 5th July, 1904, by Sir Richard Cartwright. *Printed for both distribution and sessional papers.*
27. Annual Report of the Department of Indian Affairs, for the fiscal year ended 30th June, 1903. Presented 8th July, 1904, by Hon. C. Sifton. *Printed for both distribution and sessional papers.*
28. Report of the North-West Mounted Police, 1903. Presented 18th April, 1904, by Sir Wilfrid Laurier. *Printed for both distribution and sessional papers.*

CONTENTS OF VOLUME 12.

29. Report of the Secretary of State of Canada, for the year ended 31st December, 1903. Presented 16th March, 1904, by Hon. J. Sutherland. *Printed for both distribution and sessional papers.*
30. Civil Service List of Canada, 1903. Presented 16th March, 1904, by Sir Wilfrid Laurier. *Printed for both distribution and sessional papers.*
31. Report of the Board of Civil Service Examiners, for the year ended 31st December, 1903. Presented 28th April, 1904, by Sir Wilfrid Laurier. *Printed for both distribution and sessional papers.*
32. Annual Report of the Department of Public Printing and Stationery, for the year ended 30th June, 1903. Presented 28th April, 1904, by Sir Wilfrid Laurier. *Printed for both distribution and sessional papers.*
33. Report of the Joint Librarians of Parliament for the year 1903. Presented 11th March, 1904, by the Hon. The Speaker. *Printed for sessional papers.*
34. Report of the Minister of Justice as to Penitentiaries of Canada, for the year ended 30th June, 1903. Presented 11th April, 1904, by Hon. C. Fitzpatrick. *Printed for both distribution and sessional papers.*
35. Report of the Department of Militia and Defence of Canada, for the year ended 31st December, 1903. Presented 10th May, 1904, by Sir Frederick Borden. *Printed for both distribution and sessional papers.*

CONTENTS OF VOLUME 13.

36. Report of the Department of Labour, for the year ended 30th June, 1903. Presented 16th March, 1904, by Sir William Mulock. *Printed for both distribution and sessional papers.*
- 36a. Evidence taken before the Royal Commission to inquire into Industrial Disputes in the province of British Columbia. Presented 15th July, 1904, by Sir William Mulock. *Printed for both distribution and sessional papers.*
37. An agreement made between His Majesty the King and the Grand Trunk Pacific Railway Company, dated March 8th, 1904, varying in some respects the provisions of the agreement between His Majesty and Sir Charles Rivers Wilson and others representing the said company, a copy of which forms the Schedule to the Act, 3 Edward VII, chapter 71. Presented 11th March, 1904, by Sir Wilfrid Laurier. *Printed for both distribution and sessional papers.*
- 37a. Proposed alterations to contract *re* Grand Trunk Pacific Railway Company, and correspondence in connection therewith. Presented 28th March, 1904, by Sir Wilfrid Laurier. *Printed for both distribution and sessional papers.*
38. Statement of superannuations and retiring allowances in the civil service during the year ended 31st December, 1903, showing name, rank, salary, service, allowance and cause of retirement of each person superannuated or retired, and also whether vacancy filled by promotion or by new appointment, and salary of any new appointee. Presented 16th March, 1904, by Hon. W. S. Fielding. *Not printed.*

CONTENTS OF VOLUME 13—*Continued.*

39. Return of over-rulings by the treasury board of the auditor general's decisions between the commencement of the session of 1903 and that of 1904. Presented 16th March, 1904, by Hon. W. S. Fielding. *Not printed.*
40. Statement of Governor General's Warrants issued since the last session of parliament, on account of the fiscal year 1903-1904. Presented 16th March, 1904, by Hon. W. S. Fielding. *Not printed.*
41. Statement in pursuance of section 17 of the Civil Service Insurance Act, for the fiscal year ending 30th June, 1903. Presented 16th March, by Hon. W. S. Fielding *Not printed.*
42. Statement of receipts and expenditures of the Ottawa Improvement Commission, for the fiscal year ended 30th June, 1903. Presented 16th March, 1904, by Hon. W. S. Fielding. *Not printed.*
43. Return showing the expenditure on account of unforeseen expenses from the 1st July, 1903, to the 10th March, 1904. Presented 16th March, 1904, by Hon. W. S. Fielding. *Not printed.*
44. Ordinances of the Yukon Territory, passed by the Yukon Council in the year 1903. Presented 17th March, 1904, by Sir Wilfrid Laurier. *Not printed.*
45. Report of the Commissioner, Dominion Police Force, for the year 1903. Presented 17th March, 1904, by Hon. W. S. Fielding *Not printed.*
46. The Award of the Alaska Boundary Tribunal. Presented 122nd March, 1904, by Sir Wilfrid Laurier. *Printed for sessional papers.*
- Note.—This is included in 46*a*.
- 46*a*. Correspondence respecting the Alaska boundary, together with the award of the Alaska Boundary Tribunal. Presented 8th July, 1904, by Sir Wilfrid Laurier. *Printed for both distribution and sessional papers.*
47. Detailed statement of all bonds and securities registered in the Department of the Secretary of State of Canada, since last Return, 24th March, 1903, submitted to the parliament of Canada under section 23, chapter 19 of the Revised Statutes of Canada. Presented 23rd March, 1904, by Sir Wilfrid Laurier. *Not printed.*
48. Statement of the affairs of the British Canadian Loan and Investment Company, as on 31st December, 1902. Presented 21st March, 1904, by the Hon. The Speaker. *Not printed.*
49. Return to an order of the House of Commons, dated 17th March, 1904, for a copy of the Report of Mr. McLeod, C. E., upon the continuation of the Trent Valley Canal between Rice Lake and Lake Ontario. Presented 28th March, 1904.—*Mr. Blain* *Printed for sessional papers.*
- 49*a*. Return to an order of the House of Commons, dated 28th March, 1904, for copies of all engineers' reports with plans and profiles, and other particulars, showing the surveys for the southern section of the Trent Valley Canal, between Rice Lake and Lake Ontario, by the two routes, via Trenton and Port Hope; and the comparative cost by each route. Presented 2nd May, 1904.—*Mr. Blain*. *Not printed.*
50. Return of orders in council which have been published in the *Canada Gazette* between 1st January and 31st December, 1903, in accordance with the provisions of section 52 of the North-west Irrigation Act, chapter 35 of 61 Victoria. Presented 30th March, 1904, by Hon. C. Sifton. *Not printed.*
51. Return of orders in council which have been published in the *Canada Gazette* and in the *British Columbia Gazette*, between 1st January and 31st December, 1903, in accordance with the provisions of subsection (d) of section 38 of the regulations for the survey, administration, disposal and management of Dominion lands within the 40-mile railway belt in the province of British Columbia. Presented 30th March, 1904, by Hon. C. Sifton *Not printed.*
52. Return of orders in council which have been published in the *Canada Gazette* between 1st January and 31st December, 1903, in accordance with the provisions of clause 91 of the Dominion Lands Act, chapter 54 of the Revised Statutes of Canada, and its amendments. Presented 30th March, 1904, by Hon. C. Sifton *Not printed.*
53. Return (in so far as the Department of the Interior is concerned) of copies of all orders in council, plans, papers and correspondence which are required to be presented to the House of Commons, under a resolution passed on 20th February, 1882, since the date of the last return under such resolution. Presented 30th March, 1904, by Hon. C. Sifton *Not printed.*
54. Return to an order of the House of Commons, dated 28th March, 1904, showing amount of rebates of duties paid on agricultural implements from June 30th, 1901, to June 30th, 1903, to each firm exporting such machinery for the respective years. Presented 11th April, 1904.—*Mr. Roche (Montreal)* *Not printed.*

CONTENTS OF VOLUME 13—*Continued.*

55. Return showing remissions of interest made under section 141, as added to the Indian Act by section 8, chapter 35, 58-59 Victoria, for the year ended 30th June, 1903. Presented 11th April, 1904, by Hon. C. Sifton *Not printed.*
56. Return of all lands sold by the Canadian Pacific Railway Company, from the 1st of October, 1902, to the 1st October, 1903. Presented 11th April, 1904, by Hon. C. Sifton *Not printed.*
57. Return to an order of the House of Commons, dated 28th March, 1904, for copies of all correspondence since January 1st, 1904, between the postmaster general and the mayor of the town of Walkerton, relating to the irregularity of the mail service to the Town of Walkerton. Presented 11th April, 1904.—*Mr. Donnelly* *Not printed.*
58. Return of the names and salaries of all persons appointed to or promoted in the several departments of the civil service, during the calendar year 1903. Presented 13th April, 1904, by Hon. W. S. Fielding *Not printed.*
59. Orders of the Exchequer Court, under provisions of section 55 of 50-51 Victoria, as amended by 52 Victoria, chapter 8. Presented 13th April, 1904, by Hon. C. Fitzpatrick *Not printed.*
60. Return to an order of the House of Commons, dated 28th March, 1904, for copies of all correspondence, petitions and papers, between any settlers in township 27, ranges 31 and 32, and township 28, ranges 31 and 32, and any department of the government, in reference to adding of those townships to the Doukhobor reserve. Presented 14th April, 1904.—*Mr. Roche (Marquette)* *Not printed.*
61. Return to an order of the House of Commons, dated 17th March, 1904, for copies of all correspondence in connection with the cutting of any timber on Hope Island, in the Georgian Bay, by any person or persons during the years 1903-4. Presented 14th April, 1904.—*Mr. Bonnett* *Not printed.*
- 61a. Supplementary return to 61. Presented 28th April, 1904. *Not printed.*
62. Copy of order in council respecting shipment of Canadian goods in United States vessels via St. Michaels, with regulations and instructions issued in 1898 and subsequent years, and also correspondence respecting the issue of orders and instructions for the season of 1904. Presented 19th April, 1904, by Hon. W. Paterson *Printed for sessional papers.*
63. Extract from a report of the committee of the honourable the privy council, approved by the governor general on the 11th March, 1904, respecting the management and control of public and other works (3 Edward VII., c. 53), provides for the transfer by the governor in council of the management, charge and direction of any public works, or any power, duty or function with respect to any work or class of works, whether public or private, which is assigned to or vested by statute in any minister or department, to any other minister or department. Presented 20th April, 1904, by Sir Wilfrid Laurier *Printed for sessional papers.*
64. Return to an order of the House of Commons, dated 17th March, 1904, showing the names and number of the officials in the employ of government in Canada in connection with immigration; the salaries of each; the amount of money spent in Canada in connection with immigration; the total expenditure in connection with immigration, for the fiscal year ending 30th June, 1903; the expenditure for advertising; and the amount of expenditure on buildings, with names of places. Presented 20th April, 1904.—*Mr. Wilson* *Printed for sessional papers.*
- 64a. Return to an order of the House of Commons, dated 17th March, 1904, showing the names and number of all the immigration agents employed on commission by the Dominion government in Great Britain and Ireland, and in Europe, specifying the countries; also the United States. Also how much commission is paid for each immigrant to each agent; how many immigrants have been sent to Canada by each agent; how much money has been paid to each agent as commission; and how much has been allowed to each agent for expenses from 30th June, 1902, to 1st January, 1904. Presented 20th April, 1904.—*Mr. Wilson* *Printed for sessional papers.*
- 64b. Return to an order of the House of Commons, dated 17th March, 1904, showing the names and number of all immigration agents employed on salary by the Dominion government from the 30th June, 1902, to 1st January, 1904, in Great Britain and Ireland, the United States of America and Europe; the salary paid to each agent, the amount allowed for expenses to each. Also the number of immigrants sent to Canada by each of the said agents. Presented 22nd April, 1904.—*Mr. Wilson* *Printed for sessional papers.*

CONTENTS OF VOLUME 13—*Continued.*

65. Return to an Order of the House of Commons, dated 17th March, 1904, for copies of all thermograph records of temperature taken on board Atlantic steamships since January 1st, 1903, stating:—1. Name of steamship. 2. Date when thermograph was put in chamber. 3. Date when steamer left the port. 4. Whether chamber was (a) cold storage; (b) cool air; (c) mechanically ventilated; (d) ordinary or whether the record was taken on deck, or other place where the natural temperature of the air would be registered, unexposed to the sun's rays. 5. Where practicable, in what part of the chamber the thermograph was placed. Presented 20th April, 1904.—*Mr. Smith (Wentworth).*
Not printed.
- 65*a*. Return to an order of the House of Commons, dated 17th March, 1904, for copies of all correspondence to date between the department of agriculture and the steamship companies, in regard to mechanical ventilation of ships' holds. Presented 22nd April, 1904.—*Mr. Smith (Wentworth).*
Not printed.
66. Return to an order of the House of Commons, dated 28th March, 1904, showing:—1. The number of timber limits, and where located, that have been disposed of by the government since March 15, 1902, in the province of Manitoba and the North-west Territories. 2. The names of the purchasers in each case, and the price paid for each limit. 3. Copies of tender for each limit, and the names of the newspapers in which the advertisements appeared. Presented 22nd April, 1904.—*Mr. Roche (Marquette).*.....*Not printed.*
- 66*a*. Return to an order of the House of Commons, dated 17th March, 1904, showing the number of timber limits granted in Manitoba and the North-west Territories, between the years 1878 and 1902, inclusive; and the mileage covered by said limits, together with the amount of money per mile received by the government for said timber limits. Also the number of limits that have been granted since the present government came into power, and the amount received per mile for the same. Presented 22nd April, 1904.—*Mr. McCreary.*.....*Not printed.*
67. Return to an address of the House of Commons, dated 17th March, 1904, for copies of all petitions, memorials and correspondence respecting the half-breed allotment of scrip in Manitoba and the Territories up to date. Also copies of all reports and orders in council in connection therewith. Presented 22nd April, 1904.—*Mr. LaRivière.*.....*Not printed.*
- 67*a*. Return to an order of the House of Commons, dated 25th April, 1904, of all petitions, letters and other correspondence between the half-breeds of the Saskatchewan district and the Dominion government, relating in any way to the grievances of the said half-breeds, for the years 1883, 1884 and 1885. Also all correspondence between the Dominion government and their officials and others in the district of Saskatchewan, previous to the rebellion of 1885, relating in any way to the grievances of the said half-breeds. Presented 31st May, 1904.—*Mr. McCreary.*.....*Not printed.*
- 67*b*. Supplementary return to 67. Presented 31st May, 1904.*Not printed.*
- 67*c*. Return to an order of the House of Commons, dated 25th April, 1904, of all letters, petitions and correspondence between D. H. McDowel, Esq., M.P., and the government, relating to the payment of rebellion claims and the issue of half-breed scrip in the Saskatchewan district. Presented 10th June, 1904.—*Mr. McCreary.*.....*Not Printed.*
- 67*d*. Return to an order of the House of Commons, dated 25th April, 1904, showing: 1. The number of allotments of 240 acres of land made to half-breeds in Manitoba, and the total acreage covered by the same. 2. The number of scrip to half-breed children in Manitoba, and the total face value of the same. 3. The number of scrip to heads of half-breed families in Manitoba, and the total face value of the same. 4. The number of scrip to original white settlers in Manitoba, and the total face value of the same. 5. The number of scrip issued in commutation of hay privileges in Manitoba, and the total face value of the same. 6. Scrip and land warrants issued for military services. 7. Scrip issued to the North-west Mounted Police. 8. Scrip issued to colonization companies; names of companies, and the face value of such scrip. 9. All other scrip issued by the department of interior; to whom, for what purpose; and respective face value of the same. 10. Number of each cash and land scrip issued to the North-west half-breeds. 11. Number and face value of all the above-described scrip outstanding on the 31st December, 1903. Presented 13th July, 1904.—*Mr. LaRivière.*.....*Not Printed.*

CONTENTS OF VOLUME 13—*Continued.*

68. Return to an order of the House of Commons, dated 28th March, 1904, for copies of all correspondence and agreements to date, between the government of Canada and any railway companies, in regard to ventilation of railway cars. Presented 22nd April, 1904.—*Mr. Smith (Wentworth).*
Not Printed.
69. Return to an address of the Senate, dated 14th April, 1904, showing for the years 1891 to 1904, both inclusive, in detail, drawn off under separate headings: 1. Income in Canada. 2. Expenditure or disbursements in Canada, in detail. 3. Premium note account in Canada, in detail. 4. Miscellaneous in Canada, in detail. 5. Exhibit of policies in Canada, in detail. 6. Details of termination in Canada, in detail. 7. General business statement for years 1891 to 1904, both inclusive. A. Income in detail. B. Disbursements, in detail. C. Ledger assets, in detail. D. Non-ledger assets, in detail. E. Liabilities, in detail. F. Exhibits of policies. These to be drawn on under different headings as to the detail of each statement, and additions to be made, as far as it applies, to figures for the years named. Company—Mutual Reserve Life Association, formerly known as the Mutual Reserve Fund Life Association. Also for the last return made by this company to the insurance department at Ottawa in the year 1904. Presented (Senate) 21st April, 1904.—*Hon. Mr. Donville.*
Not Printed.
70. Return to an address of the House of Commons, dated 28th March, 1904, for copies of all correspondence had with the government of Canada respecting the amalgamation of the South Shore, United Counties, and East Richelieu Valley Railways, or any of them; of any orders in council relating to the said amalgamation, and of all correspondence referring to the appointment of a receiver to the South Shore Railway Company. Presented 25th April, 1904.—*Mr. Monk.* *Not Printed.*
71. Return to an order of the House of Commons, dated 17th March, 1904, for copies of all agreements made since January the first, 1903, between the government of Canada and any transatlantic steamship companies receiving a bonus or subsidy from the government of Canada. Presented 26th April, 1904.—*Mr. Smith (Wentworth).* *Not Printed.*
72. Return to an order of the House of Commons, dated 17th March, 1904, for copies of all correspondence, petitions and other documents in possession of the government, with reference to the charges against and the dismissal of L. L. Gallagher, postmaster at Wilton, in the riding of Lennox, in the province of Ontario. Presented 29th April, 1904.—*Mr. Wilson.* *Not printed.*
73. Return to an address of the Senate, dated 6th October, 1903, for all communications between the government of Canada, or any member thereof, and the Anglo-American Telegraph Company, any other telegraph company, the Provincial Government of Prince Edward Island, any Board of Trade in Prince Edward Island or any other province, and any representative of Prince Edward Island in the House of Commons, respecting the improvement of the telegraph service between Prince Edward Island and the mainland of the Dominion. Presented (Senate) 27th April, 1904.—*Hon. Mr. Ferguson.* *Not printed.*
- 73a. Supplementary return to an address of the Senate, dated 6th October, 1903, for all communications, between the government of Canada, or any member thereof, and the Anglo-American Telegraph Company, any other telegraph company, the Provincial Government of Prince Edward Island, any Board of Trade in Prince Edward Island, or any other province, and any representative of Prince Edward Island in the House of Commons, respecting the improvement of the telegraph service between Prince Edward Island and the mainland of the Dominion; and also a copy of any contract existing between the Prince Edward Island Railway and the Anglo-American Telegraph Company, regarding the use of the lines and offices of the said railway for telegraphic purposes. Presented (Senate) 31st May, 1904.—*Hon. Mr. Ferguson.* *Not printed.*
74. Copy of an Indenture made the 29th day of July, 1903; between the Canadian Northern Railway Company and His Majesty the King, represented by the Honourable the Minister of Finance and Receiver General of Canada. Presented 2nd May, 1904, by Hon. W. S. Fielding. *Not printed.*
75. Return to an order of the House of Commons, dated 25th April, 1904, for a copy of the contract between the government of Canada and the Manchester liners, in force during the season of 1903. Presented 2nd May, 1904.—*Mr. Lancaster.* *Not printed.*
76. Return to an order of the House of Commons, dated 25th April, 1904, for copies of all petitions, memorials, letters and other correspondence, between the Maritime Board of Trade, the Charlottetown Board of Trade, the Alberton and West Prince Board of Trade, and the Government, with regard to a subsidy for a line of steamships to ply between Chatham, New Brunswick; Alberto and New London, on the north shore of Prince Edward Island; Sydney, Nova Scotia; the Magdalen Islands, and St. John's, Newfoundland. Presented 2nd May, 1904.—*Mr. Hackett.* *Not printed.*

CONTENTS OF VOLUME 13—*Continued.*

77. Return to an order of the House of Commons, dated 17th March, 1904, for copies of all correspondence, petitions, claims, and other documents, in the possession of the government, relating to the damages sustained by the farmers of the counties of St. John and Iberville and Missisquoi, by the floods in Richelieu River. Presented 3rd May, 1904.—*Mr. Demers (St. John and Iberville)* *Not printed.*
78. Return to an order of the House of Commons, dated 17th March, 1904, showing the amount of money expended by the Dominion government on improving the navigation on the Saskatchewan River, in the North-west Territories. Presented 3rd May, 1904.—*Mr. McCreary*. *Not printed.*
79. Return to an order of the House of Commons, dated 17th March, 1904, for copies of all correspondence since the first of March, 1903, including reports, letters, telegrams, etc., between the government of Canada and any of its officers, or engineers, or other persons, respecting the damage being done to the island at Toronto by the waters of Lake Ontario; also copies of any orders or instructions which have been issued respecting the works necessary or to be undertaken for the protection of the said island, and the preservation of Toronto harbour. Presented 3rd May, 1904.—*Mr. Oster*. *Not printed.*
80. Return to an order of of the House of Commons, dated 23rd March, 1904, showing the names of all persons employed on the Bronte harbour improvements, in connection with the construction or repair of the pier, during the year ending 30th June, 1901, as foreman, timekeeper, labourers, or workmen of any kind. Also the several amounts paid as wages to each of such persons. And a similar return giving the like information for each of the years ending 30th June, 1902 and 1903; and for the six months ending January 1st, 1904, respectively. Presented 3rd May, 1904.—*Mr. Henderson*. *Not printed.*
81. Return to an order of the House of Commons, dated 25th April, 1904, for copies of all letters, telegrams, correspondence, petitions, memorials, documents and papers, relating to the recent appointment of Mr. Boyd to be postmaster at the village of Huntingdon, in the province of Quebec; or relating to the filling of the vacancy occasioned by the death of the late postmaster. Presented 3rd May, 1904.—*Mr. Borden (Halifax)*. *Not printed.*
82. Return to an order of the House of Commons, dated 25th April, 1904, for copies of all documents, memorials, petitions, reports and correspondence, in relation to the removal of the post office at Ossekeag, or Hampton Station, in King's County, N. B., from the railway station to the store of R. H. Smith. Presented 3rd May, 1904.—*Mr. Hughes (Victoria)*. *Not printed.*
83. Return to an order of the House of Commons, dated 28th March, 1904, showing the present indebtedness of the Montreal Turnpike Trust to the Dominion government; and the sums received by the latter as interest on bonds of said trust since 1895. Presented 3rd May, 1904.—*Mr. Monk*. *Not printed.*
84. Return to an order of the House of Commons, dated 25th April, 1904, showing: 1. The quantity and value of raw cotton imported into Canada during each of the past six years; also exports of same, if any, during same term. 2. From what countries it was imported, and the amount and value from each country. 3. The quantity and quality of manufactured cotton imported into Canada during each of the past six years. 4. From what countries it was imported, and the amount in value from each country. 5. The quantity and value of manufactured cotton exported from Canada during each of the past six years. 6. To what countries it was exported. Presented 4th May, 1904.—*Mr. Thompson (Halifax and Monck)*. *Not printed.*
85. Return to an order of the House of Commons, dated 30th March, 1904, for: 1. Copies of the investigation held in February last, in Quebec, by the special tribunal appointed to inquire into the complaint laid by Lt.-Colonel Evanturel, commander of the 9th regiment of the active militia, against Major Onellet, of the said regiment. 2. Of the recommendation of the commandant of the 7th military district, to the effect that the said Lt.-Colonel Evanturel be continued for a second term in the command of the said 9th regiment. 3. Of all correspondence relating to the said second prolongation of the said Lt.-Colonel Evanturel's term of command or relating to the said investigation. Presented 4th May, 1904.—*Mr. Casgrain*. *Not printed.*
- 85a. Supplementary return to No. 85. Presented 15th June, 1904. *Not printed.*
86. Return to an address of the House of Commons, dated 28th March, 1904, for copies of all letters, telegrams, communications in writing and correspondence, between the government, or any department of the government, or any minister, deputy ministers, officers or other persons acting for the government, and the Vancouver Engineering Works, Limited, or any official or other person acting for the

CONTENTS OF VOLUME 13—Continued.

- said company, respecting the enlargement of dry dock facilities on the Pacific coast. 2. All letters, telegrams, communications in writing, and correspondence between the government, or any department of the government, especially the department of public works, and the department of marine and fisheries, and N. Thompson & Company, or any member of that firm, D. G. McDonell, F. Burnett, R. Kelly, R. G. McPherson, and C. G. Johnson, or either of them, respecting the enlargement of dry dock facilities on the Pacific coast. 3. All letters, telegrams, communications in writing, and correspondence between the government, or any department of the government, or any officer acting or purporting to act for the government, and any persons whomsoever, respecting the enlargement of the dry dock facilities on the Pacific coast, or the establishment of a dry dock, or dry docks, on that coast. 4. All orders in council and other documents whatsoever respecting the matters aforesaid, or any of them. Presented 4th May, 1904.—*Mr. Haggart* *Not printed.*
87. (1). Return to an order of the House of Commons, dated 28th March, 1904, for copies of all reports, opinion, letters, and correspondence, written, sent, given or transmitted to the government, or any department or any minister, by P. V. Savard, Esq., from the date of his appointment, 14th May, 1903. (See *Hansard*, unrevised, 1904, page 235) to the 10th March, 1904, in relation to the investigation held or made by the said P. V. Savard, Esq., into the question as to how the local government of Quebec acquired the Mingan Seigniory, and what title to the property existed in the province prior to its conveyance to the Labrador Company (See *Hansard*, 1904, unrevised, page 230). Presented 5th May, 1904.—*Mr. Casgrain*..... *Not printed.*
87. (2). Return to an address of the House of Commons, dated 17th March, 1904, for copies of all orders in council, ministerial orders, or other documents appointing Mr. P. V. Savard, advocate, formerly a member of this house, to a position under the government, during the course of the years 1902, 1903, or 1904; of all correspondence relating to such appointment; and of all detailed accounts, memoranda, etc., for salary and fees as well for travelling expenses and all other expenses presented by the said P. V. Savard; and statements showing how much has been claimed by the said P. V. Savard, for such salary and expenses, and how much has been paid to him. Presented 5th May, 1904.—*Mr. Taylor*..... *Not printed.*
88. Return to an order of the House of Commons, dated 25th April, 1904, giving names of all delegates sent by the government from Canada to Great Britain and Ireland, or any European country, during the year 1903; with the amount paid to each delegate by way of salary and expenses; and the nature of the duties performed by each delegate; giving districts where those duties were performed. Presented 6th May, 1904.—*Mr. Roche (Marquette)*..... *Not printed.*
89. Return to address of the House of Commons, dated 24th March, 1904, for copies of all contracts entered into between the government of Canada and any corporation, company or person, during the past five years for the carriage of mails between any port or ports on the St. Lawrence and the United Kingdom; and copies of all such contracts for the carriage of mails, during the period aforesaid, between any port or ports in Nova Scotia or New Brunswick and the United Kingdom. Presented 9th May, 1904.—*Mr. Haggart*..... *Not printed.*
90. Return to an address of the House of Commons, dated 25th April, 1904, for copies of orders in council, departmental orders, or letters, defining the respective duties of the chief engineer of the department of marine and fisheries, and of the Commissioner of Lights. Presented 10th May, 1904.—*Mr. Lancaster*..... *Not printed.*
91. Return to an address of the House of Commons, dated 9th May, 1904, for copies of all orders in council, patents, deeds, documents, correspondence and papers, passed, executed, signed, delivered, sent or received, since the first of July, 1903, in connection with the grant of any land in the city of Quebec to the Ross Rifle Factory Company, or Sir Charles Ross, or any person or persons on behalf of or acting for the said Sir Charles Ross or the said company. Presented 26th May, 1904.—*Mr. Bell*..... *Not printed.*
92. Return to an order of the House of Commons, dated 9th May, 1904, for a statement showing in detail the quantity of vegetables and fruits imported from the United States and entered at the ports of Montreal and Toronto, during the years 1902 and 1903, respectively; as well as of the amount of duties collected by the government during the said two years at each one of said ports, and indicating separately the quantities and amounts for the first six months in each year. Presented 26th May, 1904.—*Mr. Monk*..... *Not printed.*

CONTENTS OF VOLUME 13—*Continued.*

93. Return to an order of the House of Commons, dated 9th May, 1904, for copies of all correspondence, letters, telegrams, petitions or other documents, from January 1st, 1901, to the present time, in connection with or in relation to the dismissal of E. A. Nash, formerly Dominion lands agent at Kamloops, B.C.; and all correspondence, letters, telegrams or other documents in relation to his application for superannuation. Presented 26th May, 1904.—*Mr. Taylor*..... *Not printed.*
94. Return to an order of the House of Commons, dated 9th May, 1904, for a copy of the report of Blaise Dugas, who was sent to Belgium in connection with increasing the facilities of the tobacco trade with that country, during the year 1902. Presented 27th May, 1904.—*Mr. Monk*..... *Not printed.*
95. Return to an order of the House of Commons, dated 9th May, 1904, showing: 1. The total expenditure in connection with the cheese-cooling rooms at Brockville and Woodstock, Ontario, up to the first of March, 1904, detailed as follows: 2. The cost of site for curing room. 3. The cost of construction of buildings. 4. The cost of machinery, fittings, etc. 5. The cost of cheese purchased. 6. The cost of hauling cheese. 7. The salaries of officials, labour, travelling expenses, etc. 8. The cost of cheese boxes, chemicals, light, telephone, cold storage, freight, and all other incidentals. 9. The amount received for sale of cheese. 10. The amount received for curing cheese. Presented 27th May, 1904.—*Mr. Taylor*..... *Not printed.*
- 95a. Return to an order of the House of Commons, dated 9th May, 1904, showing: 1. The total expenditure in connection with the cheese-cooling room at St. Hyacinthe, Quebec, up to the first of March, 1904, detailed as follows: 2. The cost of site for curing room. 3. The cost of construction of buildings. 4. The cost of machinery, fittings, etc. 5. The cost of cheese purchased. 6. The cost of hauling cheese. 7. The salaries of officials, labour, travelling expenses, etc. 8. The cost of cheese boxes, chemicals, light, telephone, cold storage, freight, and all other incidentals. 9. The amount received for sale of cheese. 10. The amount received for curing cheese. Presented 27th May, 1904.—*Mr. Taylor*..... *Not printed.*
- 95b. Return to an order of the House of Commons, dated 9th May, 1904, showing: 1. The total expenditure in connection with the cheese-cooling room in Cowansville, Quebec, up to the first of March, 1904, detailed as follows: 2. The cost of site of curing-room. 3. The cost of construction of buildings. 4. The cost of machinery, fittings, etc. 5. The cost of cheese purchased. 6. The cost of hauling cheese. 7. The salaries of officials, labour, travelling expenses, etc. 8. The cost of cheese boxes, chemicals, light, telephone, cold storage, freight, and all other incidentals. 9. The amount received for sale of cheese. 10. The amount received for curing cheese. Presented 27th May, 1904.—*Mr. Taylor*..... *Not printed.*
96. Return to an address of the House of Commons, dated 17th March, 1904, for copies of all correspondence respecting the sale, lease or rental of the Garrison Common to the city of Toronto, or to any private parties; and also as to the acquirement of the land to be used by the permanent military forces; together with all orders in council disposing of said Garrison Common, and acquiring the lands to be used for military purposes. Presented 30th May, 1904.—*Mr. Clarke*..... *Not printed.*
97. Return to an address of the House of Commons, dated 28th March, 1904, for copies of all orders of council, and of all other documents and correspondence relating to the appointment of a commissioner to investigate the condition of the lobster and other Atlantic coast fisheries; likewise of the instructions given regarding that subject; also the reports that may have been made thereon. Presented 30th May, 1904.—*Mr. Gunning*..... *Not printed.*
98. Return to an address of the House of Commons, dated 9th May, 1904, for copies of all correspondence representations, minutes, or orders in council, appointments, instructions, papers and writings, in reference to, or in connection with, railway cattle-guards; or in reference to, or in connection with, the selection or appointment of the cattle-guard commission, and the members thereof; and their actions and proceedings, including the retirement of Mr. Robertson, and the appointment of Mr. F. W. Holt, C.E., as sole commissioner; and his instructions and subsequent proceedings; and including all interim, partial and final reports by the original or subsequent commission, between the date of the report of railway committee of the session of 1902 on the Lancaster Bill No. 3, of that session, and this date. Presented 30th May, 1904.—*Mr. Clark*..... *Not printed.*
99. Return to an order of the House of Commons, dated 28th March, 1904, of the judgment and decision of the board of railway commissioners in the application of the towns of Port Arthur and Fort William for telephonic communication with stations and premises of the Canadian Pacific Railway. Presented 30th May, 1904.—*Mr. Sprunt*..... *Not printed.*

CONTENTS OF VOLUME 13—*Continued.*

- 100.** Return to an order of the House of Commons, dated 9th May, 1904, for copies of all letters, correspondence, memorials, petitions and documents, in the possession of the Government, relating to the employment, or requesting the employment, by the Grand Trunk Railway Company, or by the Grand Trunk Pacific Railway Company, of British subjects as engineers in the surveying and construction of the proposed National Transcontinental Railway; and generally, all correspondence and documents in the possession of the government, in any way complaining of, or protesting against, the employment of aliens as engineers in railway surveying or construction on the line of the proposed National Transcontinental Railway. Presented 30th May, 1904.—*Mr. Taylor*.....*Not printed.*
- 101.** Return to an order of the House of Commons dated 9th May, 1904, for copies of all correspondence between the post office department any any person, or persons, referring to the change in post-masters in charge of the post office at Ircna, in the township of Matilda, in the county of Dundas. Presented 31st May, 1904.—*Mr. Taylor*.....*Not printed.*
- 102.** Copy of the order in council appointing His Honour Judge Winchester, commissioner, to ascertain the names, nationality, nature and time of employment, remuneration and actual *bona fide* residence at the time of employment, of each person heretofore or at present employed in connection with the surveys of the proposed Grand Trunk Pacific Railway; and also as to the names of all the Canadians or *bona fide* residents of Canada, who have made application for such employment, the nature of the employment applied for, and the result of such application, etc. Presented 31st May, 1904, by Sir William Mulock.....*Not printed.*
- 103.** Return of application for registration, under the provisions of chapter 131 (R.S.C.) intitled: "An Act respecting Trade Unions." Presented 1st June, 1904, by Hon. W. S. Fielding.
Not printed.
- 104.** Return to an order of the House of Commons, dated 25th April, 1904, giving details with regard to the actual cost of construction of the Belfast and Murray Harbour branches of the Prince Edward Island Railway between Southport and Murray River, as follows: Miles clearing, and cost per mile, miles close cutting, and cost per mile; miles grubbing, and cost per mile; cubic yards solid rock excavated, rate per yard, and cost per mile; ditching rate per yard, and cost per mile; cubic yards borrowed, rate per yard and cost per mile; public crossings, cost per mile; farm crossings, cost per mile; ballast, cost per mile; fencing, cost per mile; rail fastenings, cost per mile; beam culverts, cost per mile; length of sidings in feet, and cost of same; stations, where placed, and cost of each; miles of track-laying, and cost per mile; three-foot iron pipes, how many, and cost per mile; eighteen-inch vitrified clay pipes, and cost per mile; steel trestles, length of same, and cost per mile; total cost of work to date; description and size of engine-house and turn-table; also capacity of water-tank, and where situated. Presented 6th June, 1904.—*Mr. Hackett*...*Not printed.*
- 104a.** Return to an address of the Senate, dated 31st May, 1904, giving statements in detail of the expenditures on Hillsborough Bridge and Murray Harbour Branch Railway, Prince Edward Island, contained in an amount of \$1,492,525.47 stated by the minister of finance in the House of Commons on the 30th of September, 1903, to have been expended on these two works up to the 30th June, 1903. And also similar statements regarding any other expenditures, if any, up to the last mentioned date, on these works, not included in the amount so stated by the Finance Minister: 1. Expenditure on Murray Harbour Branch Railway for—(a) Surveys. (b) Legal expenses, names of persons to whom paid, and amount of each. (c) Land damages, names of persons to whom paid, and amount of each. (d) Grading and blasting. (e) Track-laying. (f) Fencing. (g) Equipment. (h) Any other expenditure, if any, not included in these headings, to make up the total expenditure up to June 30, 1903. 2. Expenditure on Hillsborough Bridge for—(a) Surveys. (b) Legal expenses, to whom paid, and amount to each. (c) Approaches, including land damages, to whom paid, and amount to each. (d) Substructures. (e) Superstructures. (f) Track-laying for railway and general traffic. (g) Any other expenditures, if any, for the same period, not included under above headings. 3. A detailed statement, as above, showing the expenditure, up to the date of the passing of this address, of the whole or part of the amount of \$1,230,000 voted for the said bridge and railway for the current year. 4. A detailed statement, as in Nos. 1 and 2, showing the estimated application of any part of the said \$1,230,000, voted last session for the said railway and bridge and unexpended at the date of the passing of this address. Statements regarding railway and bridge to be given separately. Presented 26th July, 1904.—*Hon. Sir Mackenzie Bowell*.....*Not printed.*

CONTENTS OF VOLUME 13—*Continued.*

- 104b.** Return to an order of the House of Commons, dated 30th May, 1904, giving a statement in detail of the expenditures on Hillsborough Bridge, Prince Edward Island, and Murray Harbour Branch Railway, Prince Edward Island, contained in an amount of \$1,492,525.47, stated by the minister of finance, in *Hansard* of 1903, page 12829, to have been expended on these two works up to 30th June, 1903: Expenditure on Murray Harbour Branch: (a) surveys; (b) legal expenses, names of persons to whom paid, and amount to each; (c) land damages, names of persons to whom paid, and amount to each; (d) grading and ballasting; (e) track-laying; (f) fencing; (g) equipment; and any other expenditure under other headings to make up the total expenditure to June 30th, 1903. Expenditure on Hillsborough Bridge: (a) surveys; (b) cost of approaches, giving land damages, and to whom paid; (c) cost of substructures; (d) cost of superstructures; (e) legal expenses, to whom paid and amount to each. And also a detailed statement as above, showing the application of the sum of \$1,230,000 mentioned by the minister of finance in *Hansard*, 1903, page 12829, to be expended; statements on railway and bridge separately. Presented 4th August, 1904.—*Mr. Lefurgey.*
Not printed.
- 105.** Return to an address of the House of Commons, dated 9th May, 1904, for copies of all orders in council, documents, correspondence exchanged between the government, or any of the ministers, and any persons, regarding the Indian reserve established by 14 and 15 Victoria, chapter 106, in favour of the Iroquois Indians of Sault St. Louis and of the Lake of Two Mountains, and the exchange of that reserve for any other one or for any sum of money in favour of the said Indians. Presented 16th June, 1904.—*Mr. L'ouard* *Not printed.*
- 106.** Return to an address of the Senate, dated 25th April, 1904, showing the earnings and expenses of operating the Pacific cable since its opening for business: 1. The number of words transmitted each way, distinguishing ordinary messages from government and press messages. 2. The gross earnings each month. 3. The total expenses incurred each month—(a) in repairs; (b) in maintenance; (c) in interest; (d) in sinking fund; (e) in salaries. Together with copies of all correspondence relating to any difficulties which may have arisen in Australia in connection with the working and operation of said Pacific cable. Presented (Senate) 20th May, 1904.—*Hon. Sir Mackenzie Bowell.*
Not printed.
- 107.** Return to an address of the Senate, dated 21st April, 1904, for copies of all correspondence and recommendations which led to the appointment of J. B. Jackson to the position of commercial agent to Leeds and Hull, England, at a salary of three thousand dollars per annum, and office and contingent expenses. Presented (Senate) 20th May, 1904.—*Hon. Sir Mackenzie Bowell.*
Not printed.
- 107a.** Return to an address of the Senate, dated 1st June, 1904, for a copy of the recommendation made to the executive council upon which an order was passed appointing J. B. Jackson a commercial agent in England, together with a copy of said order authorizing said appointment. Presented (Senate) 7th June, 1904.—*Hon. Sir Mackenzie Bowell* *Not printed.*
- 108.** Return to an address of the Senate, dated 20th April, 1904, of copies of geological or other reports in the hands of the government, bearing upon the question of coal or other fuel supply in the provinces of Quebec, Ontario, or Manitoba, with the view of devising some measure of relief from our present position. Presented (Senate) 20th May, 1904.—*Hon. Mr. McMullen* *Not printed.*
- 109.** Return to an address of the Senate, dated 14th April, 1904, showing: 1. Imports of aluminum in pigs or ingots into Canada. 2. Aluminum metal manufactured in any form. 3. Oxide of aluminum. 4. Alumina. 5. Quantities by weight values. 6. Countries imported from, and ports of entry in Canada, and what countries the production of. 7. Exports of aluminum in pigs or ingots. 8. Aluminum metal manufactured in any form. 9. What countries exported to, and ports of shipment in Canada. 10. Quantities by weight values. 11. For the years 1901, 1902, and 1903. Presented (Senate) 20th May, 1904.—*Hon. Mr. Donville* *Not printed.*
- 110.** Return to an address of the Senate, dated 8th October, 1903, for a statement showing the amount of premiums of insurance against fire which have been paid each year in the city of Montreal during the last ten years, up to the 1st of July last, and also showing the amounts paid each year at Montreal during the same period by insurance companies to holders of policies, and also the names of these companies. Presented (Senate) 22nd April, 1904.—*Hon. Mr. David.*
Not printed.

CONTENTS OF VOLUME 13—*Continued.*

111. Return to an order of the House of Commons, dated 25th April, 1904, showing the number of liquor permits issued for the Yukon Territory since the date of the last return; the names of parties to whom said permits were issued; the quantities of liquor covered by each permit; the names of all parties to whom said permits were assigned (if assigned) by the original permit-holder. Presented 9th June, 1904.—*Mr. Lancaster*..... *Not printed.*
112. Return to an order of the House of Commons, dated 30th May, 1904, for copies of the letters of resignation of the following officers of the 9th regiment of the active militia, addressed to Lt.-Colonel Evanturel: Majors Routhier and Ouellet; Captains Chabot, Belleau, Matte, Dessaint, P. T. Trudel and J. R. Trudel; Lieutenants Edm. Trudel, J. A. Beaulieu, F. H. Hallé and A. Gremer; and all correspondence between these officers and the department of militia regarding the said resignations. Presented 15th June, 1904.—*Mr. Casgrain*..... *Not printed.*
113. Copies of the order in council appointing Major General, the Earl Dundonald, to the command of the Canadian militia, 20th May, 1902, and the order in council relieving from the command of the Canadian militia, 14th June, 1904, and also correspondence and other papers connected therewith. Presented 15th June, 1904, by Sir Wilfrid Laurier. Further correspondence presented 16th June, 1904, by Hon. W. S. Fielding. Also on 22nd June, 1904, by Hon. S. A. Fisher.
Printed for both distribution and sessional papers.
- 113*a*. Further papers in connection with the removal of Major General the Earl of Dundonald from the command of the Canadian militia. Presented 29th June, 1904, by Sir Frederick Borden.
Printed for both distribution and sessional papers.
114. Return to an order of the House of Commons, dated 1st June, 1904, for a copy of all statements, documents and papers showing how much the government has received annually from the Quebec Central Railway Company from 1896 to 31st December, 1903: (a) for the passage of its trains over the Intercolonial from Harlaka to Lévis; (b) for the storage of its freight; (c) for water supplies; (d) for any other services. Presented 16th June, 1904.—*Mr. Morin*..... *Not printed.*
115. Return to an order of the House of Commons, dated 1st June, 1904, for copies of all correspondence exchanged between the department of finance and the town of Westmount, concerning the purchase of debentures of the Montreal Turnpike Trust. Presented 17th June, 1904.—*Mr. Rivet*.
Not printed.
116. Return to an order of the House of Commons, dated 1st June, 1904, for a copy of all correspondence between the post office authorities and Henry Goodrick, of Mount Royal Vale, in reference to his resignation as a post office employee. Presented 17th June, 1904.—*Mr. Monk*..... *Not printed.*
117. Report from the office of the geographer of the department of the interior, relating to surveys made on the Grand Trunk Pacific Railway line. Presented (Senate) 17th June, 1904, by Hon. R. W. Scott..... *Not printed.*
118. Return to an address of the Senate dated 31st May, 1904, of all geological and other expert reports in the hands of the government showing the existence of petroleum at Athabaska Landing and adjoining districts; also, the names of the districts in which crude oil has been discovered, with quantities produced in 1902 and 1903 by districts, together with the total quantity for Canada. Presented (Senate) 17th June, 1904.—*Hon. Mr. Poirier*..... *Not printed.*
119. Return to an order of the House of Commons, dated 6th June, 1904, for copies of the evidence taken at an investigation held into the conduct of the postmaster at Matane, P.Q., in June, 1903; of the report of the investigating officer, and all correspondence, documents and papers, in relation to the said investigation. Presented 20th June, 1904.—*Mr. Casgrain*..... *Not printed.*
120. Return to an order of the House of Commons, dated 30th May, 1904, of the correspondence between Dr. Rutherford, chief veterinary inspector, and Dr. Gerrow, and between the latter and John Campbell, Esq., of Fair view Farm, Mariposa, Woodville P.O., in relation to the shipment of sheep to the United States, and the quarantine therein; as well as in relation to the claim made by Mr. Campbell for repayment of express charges connected therewith. Presented 22d June, 1904.
Mr. Hughes (Victoria)..... *Not printed.*
121. Return to an order of the House of Commons, dated 30th May, 1904, for copies of all correspondence between the government and any of its officials and the secretary of the provincial board of health of Manitoba, relating to matters of quarantine, or to restrict the spread of infectious diseases, since January the 1st, 1902. Presented 22nd June, 1904.—*Mr. Roche (Marquette)*..... *Not printed.*

CONTENTS OF VOLUME 13—*Continued.*

122. Return to an order of the House of Commons, dated 13th June, 1904, for copies of all deeds, papers, documents, correspondence, etc., now existing in any department, and filed since the 15th of September, 1903, in relation to the contract executed in the course of last session, for the establishment of a line of steamers between Canada and France, and to the subsidy payable for the said purpose, or to any matter or subject connected with the said contract and the said subsidy; and also a copy of contract between the government and Mr. Colombier. Presented 28th June, 1904.—*Mr. Casgrain.*
Not printed.
123. Return of an order of the House of Commons, dated 30th May, 1904, for copies of all petitions, memorials, letters and other correspondence, between certain fishermen and any other party or parties, relating to any of the subject-matters contained in an official letter of the honourable minister of marine and fisheries, dated the 22nd of April, 1904, with regard to the authorization of the new lobster-canning licenses on the eastern coast of Prince Edward Island. Presented 28th June, 1904.—*Mr. Lafargue.*..... *Not printed.*
- 124 (1.) Return to an order of the House of Commons, dated 13th June, 1904, for copies of all correspondence with and by the government, or any department thereof, or with the officials of any department of the government, relating to applications for employment on the surveys of the proposed railway company of Canada, or the Grand Trunk Pacific Railway Company, in relation to such applications, since the 30th May ult., up to date. Presented 28th June, 1904.—*Mr. Clarke.*
Not printed.
- 124 (2.) Return to an order of the House of Commons, dated 15th June, 1904, for copies of additional correspondence since the last order of the house, in the matter of the employment of engineers in railway surveying or construction on the line of the proposed National Transcontinental Railway. Presented 28th June, 1904.—*Mr. Borden (Halifax).*..... *Not printed.*
125. Protocol of the conference at Washington in May, 1898, preliminary to the appointment of a joint commission for the adjustment of questions at issue between the United States and Great Britain in respect to the relations of the former with the Dominion of Canada. Presented 29th June, 1904, by *Sir Wilfrid Laurier.*..... *Printed for sessional papers.*
126. Copy of a report of the committee of the honourable the privy council, approved by His Excellency the Governor General on the 22nd of June, 1904, rescinding the order in council of the 21st April, 1902, granting certain powers and privileges to Malcolm H. Orr-Ewing, A. N. C. Treadgold and Walter Barwick. Presented 30th June, 1904, by Hon. C. Sifton..... *Not printed.*
127. Cases in the Privy Council on Appeal from the Supreme Court of Canada *re* representation in the House of Commons of certain Provinces of the Dominion: Between the Attorney General for the Province of New Brunswick, Appellant, and Attorney General for the Dominion of Canada, Respondent; and between the Attorney General for the Province of Prince Edward Island, Appellant, and Attorney General for the Dominion of Canada, Respondent. Presented 4th July, 1904, by Hon. C. Fitzpatrick..... *Printed for sessional papers.*
128. Partial return to an order of the House of Commons dated 20th June, 1904, for copies of (a) all reports, correspondence, statements, accounts and papers, relating to seizures of binder twine since the 1st of January, 1902, and to prosecutions in respect of the charges; (b) the correspondence and papers between the several departments relating to all and every such seizure and to the prosecution; of the charges; (c) all instructions given to any person or persons in relation to such seizures or prosecutions; (d) the names, occupations and places of residence of all persons employed by or acting on behalf of the government, in relation to each of such seizures, or to the prosecution of the charges; (e) a statement of all expenses, charges or fees paid to or claimed by any person or persons, in connection with such seizures or prosecutions; and the papers connected with such payments and claims. Presented 6th July, 1904.—*Mr. Clague.*..... *Not printed.*
- 128a. Supplementary return to No. 128. Presented 15th July, 1904..... *Not printed.*
129. Extracts from two reports of a committee of the honourable the privy council respecting a lease, etc., to Mr. Michael P. Davis, of Ottawa, of a certain lot of land at the Lower Sheiks Island Dam on the the Cornwall Canal. Presented 11th July, 1904, by Sir Wilfrid Laurier..... *Not printed.*
130. Return to an order of the House of Commons, dated 12th July, 1904, for copies of correspondence and other papers respecting the extension of the command of Lieutenant-Colonel R. W. Gregory, commanding officer of the 2nd Dragoons, his subsequent resignation, &c. Presented 12th July, 1904, Sir Frederick Borden..... *Not printed.*

CONTENTS OF VOLUME 13—*Continued.*

- 130a.** Supplementary return to No. 130. Presented 2nd August, 1904. *Not printed.*
- 131.** Orders in council passed since last session, submitted for the approval of parliament, in accordance with the provisions of section 5 of chapter 34 of the Statutes of Canada, 1902, intituled: "An Act further to amend the Yukon Territory Act." Presented 12th July, 1904, by Hon. C. Sifton. *Not printed.*
- 132.** Return to an address of the Senate, dated 14th June, 1904, for a copy of all reports made since the opening of navigation to the department of the interior on the subject of the French steamer *Lc Malou*, and more particularly a copy of the report of Doctor Potvin concerning this vessel. Presented (Senate) 12th July, 1904.—*Hon. Mr. Landry*. *Not printed.*
- 133.** Return to an order of the House of Commons, dated 20th June, 1904, for copies of all correspondence between any department of the government of Manitoba and any department of the government of the Dominion, relating to the acquisition, selection or survey of 256,000 acres of land, earned by the former Winnipeg and Hudson's Bay Railway Company, now the Canadian Northern Railway Company, and to which the government of the province of Manitoba is entitled. Presented 13th July, 1904.—*Mr. Stewart*. *Not printed.*
- 134.** Return to an order of the House of Commons, dated 30th May, 1904, for copies of all correspondence, accounts and statements showing the cost of the buildings at Mabou, and at other points, which are used in connection with the creamery at Mabou, C.B.; the cost of the machinery, and the rental paid by the government; the salaries paid by the government; the price paid for milk and cream by the government; the quantity of butter manufactured in each year; the cost per pound of butter in each year; the price at which such butter has been sold each year; the government charge for manufacturing and marketing. Presented 13th July, 1904.—*Mr. Bell*. *Not printed.*
- 135.** Return to an order of the House of Commons, dated 30th May, 1904, showing the number of pounds of butter and cheese which have been manufactured at the Dominion Dairy Station at Nappan, N.S., in each of the last three years. Also for a statement showing the cost of such cheese and butter in each year; giving the items which enter into such total cost, and also showing the cost of manufacture and the cost of marketing per pound, by years. Presented 13th July, 1904.—*Mr. Bell*. *Not printed.*
- 136.** Return of an order of the House of Commons, dated 30th May, 1904, giving the number of chicken-fattening stations in operation in Prince Edward Island in the years, 1900, 1901, 1902, 1903, respectively, giving the locations of each, and the names of manager of each, for the respective years; the expenditure in each of these stations for the years named, and the refunds made from the sale of poultry, &c., stating separately the refund from each for the different years. Presented 13th July, 1904.—*Mr. Lefergy*. *Not printed.*
- 137.** Return to an order of the House of Commons, dated 25th April, 1904, for copies of all letters and other correspondence, between the board of trade of Alberton, Prince County, Prince Edward Island, and any other party or parties, and the government, relative to the importing of a fishing population, the construction of patent driers, and the general encouragement of the deep-sea fisheries on the north shore of Prince Edward Island. Presented 14th July, 1904.—*Mr. Hackett*. *Not printed.*
- 138.** Return to an order of the House of Commons, dated 19th July, 1904, of copies of papers respecting the Canadian School of Musketry, Rockliffe, Ontario. Presented 19th July, 1904.—*Sir Frederick Borden*. *Not printed.*
- 139.** Return to an order of the House of Commons, dated 13th June, 1904, for a copy of all correspondence between the government and any person, or persons, in reference to the granting of pensions to those of the Canadian South African contingents who were wounded or suffered any disability in such service. Presented 22nd July, 1904.—*Mr. Broder*. *Not printed.*
- 140.** Return to an order of the House of Commons, dated 20th June, 1904, for copies of all contracts for public works entered into by the government, which required the contractors to pay their workmen fair wages, in accordance with the fair-wage resolution agreed upon by parliament in the session of 1900; also the amounts of money covered by these contracts. Presented 27th July, 1904.—*Mr. Smith (Vancouver)*. *Not printed.*
- 140a.** Supplementary return to No. 140. Presented 3rd August, 1904. *Not printed.*
- 141.** Correspondence and papers respecting the Canada Eastern Railway Company. Presented 29th July, 1904, by Hon. H. R. Emmerson. *Not printed.*

 CONTENTS OF VOLUME 13—*Concluded.*

142. Return to an address of the House of Commons, dated 17th March, 1904, for copies of the commission appointing Mr. Justice Britton and other commissioners to inquire into the Treadgold and other concessions in the Yukon Territory; and of all the evidence, exhibits, papers and documents produced at the investigation held by the said commissioners, and of any report or reports made by the said commissioners. Presented 1st August, 1904.—*Mr. Casgrain.*
Printed for both distribution and sessional papers.
143. Return to an order of the House of Commons, dated 30th May, 1904, for copies of all correspondence, documents and reports, between the government and any party or parties, relative to the question of weighing dairy products at the port of Montreal, or elsewhere in the Dominion of Canada; as well as all documents, papers and letters connected with the commission appointed to investigate the same. Presented 4th August, 1904.—*Mr. Pope.* *Not printed.*
144. Return to an address of the House of Commons, dated 9th May, 1904, for copies of all correspondence between the government of British Columbia, the canners' association, or any other person, and the minister of marine and fisheries, or any official of the government, relating to the granting of fish-trap licenses in British Columbia; also any order in council relating to the same. Presented 6th August, 1904.—*Mr. Earle.* *Not printed.*
145. Return to an address of the Senate, dated 14th July, 1904, for a statement indicating, year by year, from the year 1901, inclusive, up to this day, the detail of the expenses incurred in the construction of the wharf at St. Alphonse of Ha! Ha! Bay. Presented (Senate) 8th August, 1904.—*Hon. Mr. Landry.* *Not printed.*
146. Return to an address of the Senate, dated 21st June, 1904, for: 1. A statement showing, in so many distinct columns, the names, surnames, ages, occupations of each of the sailors, from the commander down to the lowest cabin boy, who went to Germany, or who in Germany took service, on board of the *Gauss*, and who have come back to this country. 2. The number of years, months or days previously devoted to sea service by each of the sailors of the *Gauss*. 3. The names of all the signers of an alleged complaint supposed to have been addressed to the minister of marine. 4. A copy of such complaint and of every answer thereto, as well as of all correspondence relating thereto. 5. A copy of all correspondence relating to the purchase of the *Gauss*, and of the instructions given to Captain Bernier. 6. A copy of the log kept on board since the vessel has been placed under the command of Captain Bernier. Presented (Senate) 8th August, 1904.—*Hon. Mr. Landry.*.....*Not printed.*
147. Return to an address of the Senate, dated 27th June, 1904, for copies of all correspondence relating to the purchase or building of ice-breakers for use on the St. Lawrence or other Canadian waters. Presented (Senate) 8th August, 1904.—*Hon. Sir Mackenzie Bowell.* *Not printed.*

DOMINION OF CANADA

REPORT

OF THE

DEPARTMENT OF TRADE AND COMMERCE

FOR THE

FISCAL YEAR ENDED JUNE 30

1903

CONTENTS:

PART I.—CANADIAN TRADE

PART II.—FOREIGN TRADE


PRINTED BY ORDER OF PARLIAMENT



OTTAWA

PRINTED BY S. E. DAWSON, PRINTER TO THE KING'S MOST
EXCELLENT MAJESTY

1904



To His Excellency the Right Honourable Sir Gilbert John Elliot, Earl of Minto and Viscount Melgund of Melgund, County of Forfar, in the Peerage of the United Kingdom, Baron Minto of Minto, County of Roxburgh, in the Peerage of Great Britain, Baronet of Nova Scotia, Knight Grand Cross of Our Most Distinguished Order of Saint Michael and Saint George, &c., &c., Governor General of Canada, &c., &c.

MAY IT PLEASE YOUR EXCELLENCY—

The undersigned has the honour to present to Your Excellency the report of the Department of Trade and Commerce, for the fiscal year ended June 30, 1903.

All of which is respectfully submitted.

R. J. CARTWRIGHT,

Minister of Trade and Commerce.

OTTAWA, February 1, 1904.

TABLE OF CONTENTS.

- INTRODUCTION.—1. Report of Deputy Minister of Trade and Commerce. (Page XV.)
 2. British and Foreign Currencies, Weights and Measures differing from those of Canada and used in the Trade Reports of the respective countries named, with their equivalents in Canadian Legal Standards. (Page XXII.)

PART I

CANADIAN TRADE.

- TABLE NO. 1.—Statement of the Values of the Imports into and Exports from Canada, and of goods entered for consumption, distinguishing merchandise from coin and bullion, with the customs duties collected during each fiscal year ended 30th June, 1868 to 1903, inclusive. (Page 2.)
- TABLE NO. 2.—Statement (by Classes) of the Values of the Exports of Canada during the fiscal years ended 30th June, 1868 to 1903, inclusive. (Page 4.)
- TABLE NO. 3.—Statement (by Classes) of the Values of the Exports of Canada (Home Produce) during the fiscal years ended 30th June, 1868 to 1903, showing in each case the portion sent to Great Britain, the United States and other countries. (Page 8.)
- TABLE NO. 4.—Statement showing for Canada the average *ad valorem* Rates of Duty collected on Imports for consumption Dutiable, and total; also on Imports for consumption Dutiable, and total from Great Britain and the United States for each of the fiscal years ended 30th June, 1868 to 1903, inclusive. (Page 14.)
- TABLE NO. 5.—Statement of the Values of Merchandise entered for consumption in Canada during the years 1868 to 1903, inclusive, showing in each case the Imports and Percentages of Imports from Great Britain and the United States, respectively. (Page 16.)
- TABLE NO. 6.—Statement of the Values of Merchandise Exported from Canada during the years 1868 to 1903, inclusive, showing in each case the Exports and Percentages of Exports to Great Britain and the United States, respectively. (Page 18.)
- TABLE NO. 7.—Statement, by Countries, of the Values of Goods Imported for Home Consumption into the Dominion of Canada during the fiscal years ended 30th June, 1899 to 1903, inclusive. (Page 20.)
- TABLE NO. 8.—Statement, by Countries, of the Values of Goods Imported into the Dominion of Canada during the fiscal years ended 30th June, 1899 to 1903, inclusive. (Page 22.)
- TABLE NO. 9.—Statement, by Countries, of the Values of Goods Exported from the Dominion of Canada, during the fiscal years ended 30th June, 1899 to 1903, inclusive. (Page 24.)
- TABLE NO. 10.—Statement, by Countries, of the Aggregate Trade of the Dominion of Canada during the fiscal years ended 30th June, 1899 to 1903, inclusive. (Page 26.)
- TABLE NO. 11.—Itemized Statement showing the Values of all Imports and Exports into and from Canada in each fiscal year from 1899 to 1903, and the Quantities and Values of all Goods entered for Consumption, with the Amounts of Duties collected thereon, for the fiscal years ended 30th June, 1902 and 1903. (Page 28.)
- TABLE NO. 12.—Itemized Statement showing Quantities and Values of Merchandise Exported (Home Produce only) from the Dominion of Canada during the fiscal years ended 30th June, 1899 to 1903, inclusive. (Page 162.)
- TABLE NO. 13.—Statement of the Quantities and Values of the Principal Articles of Merchandise Imported into Canada during the fiscal years ended 30th June, 1889 to 1903, inclusive. (Page 176.)
- TABLE NO. 14.—Statement of the Quantities and Values of the Principal Articles of Merchandise Exported from Canada during the fiscal years ended 30th June, 1889 to 1903, inclusive. (Page 208.)
- TABLE NO. 15.—Statement (by Countries) of the Values of the Principal Articles, both Dutiable and Free, Imported during each fiscal year from 1899 to 1903, inclusive. (Page 222.)
- TABLE NO. 16.—Statement (by Countries) of the Values of the Principal Articles Exported during each fiscal year from 1899 to 1903, inclusive. (Page 263.)

TABLE No. 17.—Statement of the Values of the Principal and other Articles Entered for Consumption in Canada (both Dutiable and Free) during the years ended 30th June, 1899 to 1903 inclusive, showing in each case the portion taken from Great Britain, the United States and all other countries. (Page 302.)

TABLE No. 18.—Statement of the Values of the Principal and other Articles Exported from Canada (both Home and Foreign Produce) during the years ended 30th June, 1899 to 1903, inclusive, showing in each case the portion sent to Great Britain, the United States and to all other countries. (Page 336.)

TABLE No. 19.—Statement of the Quantities and Values of the principal articles of merchandise (home produce) Exported from Canada to Great Britain, the United States, other countries and totals, during the fiscal years ended 30th June, 1868 to 1903, inclusive. (Page 374.)

- (A.)—The Mine. (Page 374.)
 (B.)—The Fisheries. (Page 384.)
 (C.)—The Forest. (Page 396.)
 (D.)—Animals and their produce. (Page 418.)
 (E.)—Agricultural Products. (Page 434.)
 (F.)—Manufactures. (Page 458.)
 (G.)—Miscellaneous. (Page 490.)
 (a)—Miscellaneous Articles. (Page 490.)
 (b)—Total Exports of Merchandise the Produce of Canada. (Page 490.)
 (c)—Estimated Short Reported. (Page 491.)
 (d)—Coin and Bullion. (Page 491.)
 (e)—Grand Total Exports the Produce of Canada. (Page 491.)

TABLE No. 20.—Imports and Exports of Canada from and to each Principal Country of the British Empire and Foreign Countries during the years ended 30th June, 1899 to 1903. (Page 492.)

BRITISH EMPIRE.—		Imports	(Page 492)
Great Britain	Exports	(" 512)
"	Imports	(" 518)
British Australasia	Exports	(" 520)
" Africa	Imports	(" 524)
"	Exports	(" 525)
" East Indies	Imports	(" 528)
"	Exports	(" 530)
" Guiana	Imports	(" 531)
"	Exports	(" 532)
" West Indies	Imports	(" 534)
"	Exports	(" 536)
Newfoundland	Imports	(" 540)
"	Exports	(" 542)
FOREIGN COUNTRIES.—			
American West Indies	Imports	(" 546)
"	Exports	(" 548)
Argentine Republic	Imports	(" 550)
"	Exports	(" 551)
Austria-Hungary	Imports	(" 552)
"	Exports	(" 554)
Belgium	Imports	(" 555)
"	Exports	(" 560)
Brazil	Imports	(" 563)
"	Exports	(" 564)
Central America States	Imports	(" 566)
"	Exports	(" 567)
Chile	Imports	(" 568)
"	Exports	(" 569)
China	Imports	(" 570)
"	Exports	(" 573)
Cuba	Imports	(" 575)
"	Exports	(" 576)
Danish West Indies	Imports	(" 578)
"	Exports	(" 579)
Denmark	Imports	(" 581)
"	Exports	(" 582)
Dutch East Indies	Imports	(" 584)
"	Exports	(" 584)
Dutch West Indies	Imports	(" 585)
"	Exports	(" 586)
France	Imports	(" 587)
"	Exports	(" 596)
French Africa	Imports	(" 599)
"	Exports	(" 600)
French West Indies	Imports	(" 601)
"	Exports	(" 602)
Germany	Imports	(" 604)
"	Exports	(" 614)
Greece	Imports	(" 617)

SESSIONAL PAPER No. 10

TABLE No. 20.—Imports and Exports of Canada from and to each Principal Country of the British Empire and Foreign Countries during the years ended 30th June, 1899 to 1903. (Page 492.)

FOREIGN COUNTRIES—*Con.*

Hawaii.....	Imports (" 618.)
".....	Exports (" 619.)
Haiti.....	Exports (" 620.)
Holland.....	Imports (" 621.)
".....	Exports (" 623.)
Italy.....	Imports (" 625.)
".....	Exports (" 628.)
Japan.....	Imports (" 629.)
".....	Exports (" 632.)
Mexico.....	Imports (" 634.)
".....	Exports (" 635.)
Norway and Sweden.....	Imports (" 637.)
".....	Exports (" 638.)
Portugal.....	Imports (" 641.)
".....	Exports (" 643.)
Russia.....	Imports (" 644.)
".....	Exports (" 645.)
Spain.....	Imports (" 646.)
".....	Exports (" 648.)
St. Pierre.....	Imports (" 649.)
".....	Exports (" 650.)
Switzerland.....	Imports (" 653.)
".....	Exports (" 656.)
Turkey.....	Imports (" 657.)
".....	Exports (" 659.)
United States.....	Imports (" 660.)
".....	Exports (" 690.)
United States of Colombia.....	Exports (" 697.)
Uruguay.....	Imports (" 698.)
".....	Exports (" 699.)
Venezuela.....	Imports (" 700.)
".....	Exports (" 701.)

IMPORTS UNDER GENERAL AND PREFERENTIAL TARIFF.

TABLE No. 21.—Statement by Countries, of the Values of Merchandise, Entered for Consumption in Canada under the General and Preferential Tariff during the years ended 30th June, 1899 to 1903. (Page 762.)

TONNAGE TABLES.

TABLE No. 22.—Statement showing the Number and Tonnage of Sea-Going Vessels, Vessels (except Ferries) Trading on the Lakes and Rivers between Canada and the United States and Vessels employed in the Coasting Trade, which Arrived at and Departed from Canadian Ports during the years ended 30th June, 1868 to 1903, inclusive. (Page 704.)

TABLE No. 23.—Statement showing the Number and Tonnage of Sea-going Vessels, Vessels (except Ferries) Trading on the Lakes and Rivers between Canada and the United States, and Vessels employed in the Coasting Trade, distinguishing British from Foreign, which Arrived at and Departed from Canadian Ports during the years ended 30th June, 1868 to 1903, inclusive. (Page 706.)

TABLE No. 24.—Statement showing the Number and Tonnage of Sea-going Vessels, Vessels (except Ferries) Trading on the Lakes and Rivers between Canada and the United States, and Vessels employed in the Coasting Trade, distinguishing Steam from Sail, which Arrived at and Departed from Canadian Ports during the years ended 30th June, 1868 to 1903, inclusive. (Page 708.)

TABLE No. 25.—Statement showing the Number and Tonnage of Sea-going Vessels Entered at and Cleared from Canadian Ports in 1901, 1902 and 1903. (Page 710.)

TABLE No. 26.—Statement showing the Number and Tonnage of British (including Canadian) and Foreign Sea-going Vessels (both Steam and Sail) Entered at and Cleared from Canadian Ports in 1901, 1902 and 1903. (Page 712.)

TABLE No. 27.—Statement showing the Number and Tonnage of Sea-going Vessels (both Steam and Sail) Entered at and Cleared from the Principal Ports in Canada during the Fiscal Years ended 30th June, 1901, 1902 and 1903. (Page 714.)

TABLE No. 28.—Statement showing the Number and Tonnage of Vessels (both Steam and Sail) Trading on the Lakes and Rivers between Canada and the United States, not including Ferries, which Arrived at and Departed from Canadian Ports in 1901, 1902 and 1903. (Page 718.)

TABLE No. 29.—Statement showing the Number and Tonnage of Vessels (both Steam and Sail) Employed in the Coasting Trade of Canada, which Arrived at and Departed from Canadian Ports in 1901, 1902 and 1903. (Page 720.)

RECAPITULATION TONNAGE TABLES.

TABLE No. 30.—Statement showing the Number and Tonnage of Vessels, including those Employed on Inland Waters, which Arrived at and Departed from Canadian Ports in 1901, 1902 and 1903. (Page 722.)

INSPECTION OF STAPLE PRODUCTS.

TABLE No. 31.—Statement showing Quantity of Wheat and other Grain inspected, and Fees collected on same for the Fiscal Year ended June 30, 1903. (Page 724.)

TABLE No. 32.—Statement showing Quantity of Hay inspected, and Fees collected on same for the Fiscal Year ended June 30, 1903. (Page 727.)

TABLE No. 33.—Statement showing Quantity of Fish and Fish Oils inspected, and Fees collected on same for the Fiscal Year ended June 30, 1903. (Page 727.)

TABLE No. 34.—Statement showing Quantity of Pot and Pearl Ashes inspected, and Fees collected on same for the Fiscal Year ended June 30, 1903. (Page 728.)

TABLE No. 35.—Statement showing Quantity of Leather and Hides inspected, and Fees collected on same for the Fiscal Year ended June 30, 1903. (Page 728.)

CULLING OF LUMBER.

TABLE No. 36.—Statement showing Quantity of Lumber Measured, Culled and Counted at the Port of Quebec for the Fiscal Year ended June 30 1903. (Page 729.)

MISCELLANEOUS TABLES.

TABLE No. 37.—Statement showing the Quantity of Excise Goods manufactured and Entered for Consumption, also Revenue accrued thereon, and other Excise Revenue accrued in each fiscal year ended 30th June from 1899 to 1903, and of the quantity remaining in warehouse at the end of the years named. (Page 730.)

TABLE No. 38.—Statement showing the Transactions under the Chinese Immigration Act to the 30th June, 1903. (Page 732.)

TABLE No. 39.—Statement of Expenditure for the year ended 30th June, 1903. (Page 733)

PART II.

FOREIGN TRADE.

GREAT BRITAIN

Value of the Total Imports and Exports of merchandise, from and to each Foreign Country and British Possession for years 1898 to 1902, inclusive. (Page 2.)

Total Quantities and Values of the principal and other articles of foreign and colonial merchandise Imported during the years 1898 to 1902, inclusive. (Page 5.)

Total Quantities and Values of the principal and other articles, the produce and manufacture of the United Kingdom, Exported during the years 1898 to 1902, inclusive. (Page 14.)

Total Quantities and Values of the principal and other articles of foreign and colonial merchandise Exported during the years 1898 to 1902, inclusive. (Page 20.)

Statement of the Quantities and Values of the principal and other articles of merchandise Imported into Great Britain from Canada and the United States, respectively, during the years 1893 to 1902, inclusive. (Page 25.)

Statement of the Quantities and Values of the principal and other articles of merchandise (produce and manufacture of Great Britain,) Exported from Great Britain to Canada and the United States, respectively, during the years 1893 to 1902, inclusive. (Page 33.)

Statement of the Quantities and Values of the principal and other articles of merchandise (foreign and colonial produce), Exported from Great Britain to Canada and the United States, respectively, during the years 1893 to 1902, inclusive. (Page 40.)

BARBADOS.

Value of the Total Imports and Exports from and to each Principal Country for the Years 1898 to 1902, inclusive (Including Coin and Bullion). (Page 47.)

SESSIONAL PAPER No. 10

- Total Quantities and Values of the Principal Articles of Merchandise Imported for the Years 1898 to 1902, inclusive. (Page 48.)
- Total Quantities and Values of the Principal Articles of Merchandise Exported for the Years 1898 to 1902, inclusive. (Page 49.)

BRITISH AUSTRALASIA.

NEW SOUTH WALES.

- Value of the Total Imports and Exports from and to each Principal Country for the Years 1898 to 1902, inclusive (Including Coin and Bullion). (Page 50.)
- Total Quantities and Values of the Principal Articles of Merchandise Imported for the Years 1898 to 1902, inclusive. (Page 51.)
- Total Quantities and Values of the Principal Articles of Merchandise Exported for the Years 1898 to 1902, inclusive. (Page 54.)

NEW ZEALAND.

- Value of the Total Imports and Exports from and to each Principal Country for the Years 1898 to 1902, inclusive (Including Coin and Bullion). (Page 56.)
- Total Quantities and Values of the Principal Articles of Merchandise Imported for the Years 1898 to 1902, inclusive. (Page 57.)
- Total Quantities and Values of the Principal Articles of Merchandise Exported for the Years 1898 to 1902, inclusive. (Page 59.)

QUEENSLAND.

- Value of the Total Imports and Exports from and to each Principal Country for the Years 1898 to 1902, inclusive (Including Coin and Bullion). (Page 60.)
- Total Quantities and Values of the Principal Articles of Merchandise Imported for the Years 1898 to 1902, inclusive. (Page 61.)
- Total Quantities and Values of the Principal Articles of Merchandise Exported for the Years 1898 to 1902, inclusive. (Page 63.)

SOUTH AUSTRALIA.

(Exclusive of Northern Territory)

- Value of the Total Imports and Exports from and to each Principal Country for the Years 1898 to 1902, inclusive (Including Coin and Bullion). (Page 64.)
- Total Quantities and Values of the Principal Articles of Merchandise Imported for the Years 1898 to 1902, inclusive. (Page 65.)
- Total Quantities and Values of the Principal Articles of Merchandise Exported for the Years 1898 to 1902, inclusive. (Page 66.)

TASMANIA.

- Value of the Total Imports and Exports from and to each Principal Country, for the Years 1898 to 1902, inclusive (Including Coin and Bullion). (Page 67.)
- Total Quantities and Values of the Principal Articles of Merchandise Imported for the Years 1898 to 1902, inclusive. (Page 68.)
- Total Quantities and Values of the Principal Articles of Merchandise Exported for the Years 1898 to 1902, inclusive. (Page 69.)

VICTORIA.

- Value of the Total Imports and Exports from and to each Principal Country for the Years 1898 to 1902, inclusive (Including Coin and Bullion). (Page 70.)
- Total Quantities and Values of the Principal Articles of Merchandise Imported for the Years 1898 to 1902, inclusive. (Page 72.)
- Total Quantities and Values of the Principal Articles of Merchandise Exported for the Years 1898 to 1902, inclusive. (Page 74.)

WESTERN AUSTRALIA.

- Value of the Total Imports and Exports from and to each Principal Country for the Years 1898 to 1902, inclusive (Including Coin and Bullion). (Page 76.)

Total Quantities and Values of the Principal Articles of Merchandise Imported for the Years 1898 to 1902, inclusive. (Page 77.)

Total Quantities and Values of the Principal Articles of Merchandise Exported for the Years 1898 to 1902, inclusive. (Page 78.)

BRITISH GUIANA.

Value of the Total Imports and Exports from and to each Principal Country for the Years ended 31st March, 1899 to 1903, inclusive (Including Coin and Bullion). (Page 79.)

Total Quantities and Values of the Principal Articles of Merchandise Imported for the Years ended 31st March, 1899 to 1903, inclusive. (Page 80.)

Total Quantities and Values of the Principal Articles of Merchandise Exported for the Years ended 31st March, 1899 to 1903, inclusive. (Page 81.)

BRITISH INDIA.

Value of the Total Imports and Exports, by Sea, from and to each Principal Country for the Years ended 31st March, 1899 to 1903, inclusive (Including Coin and Bullion). (Page 82.)

Total Quantities and Values of the Principal Articles of Merchandise Imported, by Sea, for the Years ended 31st March, 1899 to 1903, inclusive. (Page 83.)

Total Quantities and Values of the Principal Articles of Merchandise Exported, by Sea, for the Years ended 31st March, 1899 to 1903, inclusive. (Page 86.)

CAPE OF GOOD HOPE.

Value of the Total Imports and Exports from and to each Principal Country for the Years 1898 to 1902, inclusive (Including Coin and Bullion). (Page 88.)

Total Quantities and Values of the Principal Articles of Merchandise Imported for the Years 1898 to 1902, inclusive. (Page 89.)

Total Quantities and Values of the Principal Articles of Merchandise Exported for the Years 1898 to 1902, inclusive. (Page 91.)

CEYLON.

Value of the Total Imports and Exports from and to each Principal Country for the Years 1898 to 1902, inclusive (Including Coin and Bullion). (Page 92.)

Total Quantities and Values of the Principal Articles of Merchandise Imported for the Years 1898 to 1902, inclusive. (Page 94.)

Total Quantities and Values of the Principal Articles of Merchandise Exported for the Years 1898 to 1902, inclusive. (Page 96.)

FIJI.

Value of the Total Imports and Exports from and to each Principal Country for the Years 1898 to 1902, inclusive. (Page 97.)

Total Quantities and Values of the Principal Articles of Merchandise Imported for the Years 1898 to 1902, inclusive. (Page 98.)

Total Quantities and Values of the Principal Articles of Merchandise Exported for the Years 1898 to 1902, inclusive. (Page 99.)

GOLD COAST.

Value of the Total Imports and Exports from and to each Principal Country for the Years 1897 to 1901, inclusive. (Page 100.)

Total Quantities and Values of the Principal Articles of Merchandise Imported for the Years 1897 to 1901, inclusive. (Page 101.)

Total Quantities and Values of the Principal Articles of Merchandise Exported for the Years 1897 to 1901, inclusive. (Page 102.)

GRENADA.

Value of the Total Imports and Exports from and to each Principal Country for the Years 1898 to 1902, inclusive (Including Coin and Bullion). (Page 103.)

Total Quantities and Values of the Principal Articles of Merchandise Imported for the Years 1898 to 1902, inclusive. (Page 104.)

SESSIONAL PAPER No. 10

Total Quantities and Values of the Principal Articles of Merchandise Exported for the Years 1898 to 1902, inclusive. (Page 105.)

JAMAICA.

Value of the Total Imports and Exports from and to each Principal Country for the Years ended 31st March, 1899 to 1903, inclusive, (Including Coin and Bullion). (Page 106.)

Total Quantities and Values of the Principal Articles of Merchandise Imported for the Years ended 31st March, 1899 to 1903, inclusive. (Page 107.)

Total Quantities and Values of the Principal Articles of Merchandise Exported for the Years ended 31st March, 1899 to 1903, inclusive. (Page 108.)

LAGOS.

Value of the Total Imports and Exports from and to each Principal Country for the Years 1898 to 1902, inclusive (Including Coin and Bullion). (Page 109.)

Total Quantities and Values of the Principal Articles of Merchandise Imported for the Years 1898 to 1902, inclusive. (Page 110.)

Total Quantities and Values of the Principal Articles of Merchandise Exported for the Years 1898 to 1902, inclusive. (Page 111.)

MAURITIUS.

Value of the Total Imports and Exports from and to each Principal Country for the Years 1898 to 1902, inclusive (Including Coin and Bullion). (Page 112.)

Total Quantities and Values of the Principal Articles of Merchandise Imported for the Years 1898 to 1902, inclusive. (Page 113.)

Total Quantities and Values of the Principal Articles of Merchandise Exported for the Years 1898 to 1902, inclusive. (Page 114.)

NATAL.

Value of the Total Imports and Exports from and to each Principal Country for the Years 1898 to 1902, inclusive. (Page 115.)

Total Quantities and Values of the Principal Articles of Merchandise Imported for the Years 1898 to 1902, inclusive. (Page 116.)

Total Quantities and Values of the Principal Articles of Merchandise Exported for the Years 1898 to 1902, inclusive. (Page 117.)

NEWFOUNDLAND (Including Labrador).

Value of the Total Imports and Exports from and to each Principal Country for the Years ended 30th June, 1898 to 1902, inclusive (Including Coin and Bullion). (Page 118.)

Total Quantities and Values of the Principal Articles of Merchandise Imported for the Years ended 30th June, 1898 to 1902, inclusive. (Page 119.)

Total Quantities and Values of the Principal Articles of Merchandise Exported for the Years ended 30th June, 1898 to 1902, inclusive. (Page 120.)

SIERRA LEONE.

Value of the Total Imports and Exports from and to each Principal Country for the Years 1898 to 1902, inclusive. (Page 121.)

STRAITS SETTLEMENTS.

Value of the Total Imports and Exports from and to each Principal Country for the Years 1898 to 1902, inclusive (Including Coin and Bullion). (Page 122.)

TRINIDAD.

Value of the Total Imports and Exports from and to each Principal Country for the Years 1898 to 1902-3, inclusive (Including Coin and Bullion). (Page 123.)

Total Quantities and Values of the Principal Articles of Merchandise Imported for the Years 1898 to 1902-3, inclusive. (Page 124.)

Total Quantities and Values of the Principal Articles of Merchandise Exported for the Years 1898 to 1902-3, inclusive. (Page 126.)

ARGENTINE REPUBLIC.

Value of the Total Imports and Exports from and to each Principal Country for the Years 1897 to 1901, inclusive. (Page 127.)

- Total Quantities and Values of the Principal Articles entered for Consumption (Merchandise only) for the Years 1897 to 1901, inclusive. (Page 128.)
- Total Quantities and Values of the Principal Articles of Domestic Produce Exported (Merchandise only) for the Years 1897 to 1901, inclusive. (Page 130.)

AUSTRIA-HUNGARY.

- Value of the Total Imports for Home Consumption and Exports of Domestic Produce (Merchandise only) from and to each Principal Country for the Years 1897 to 1901, inclusive. (Page 131.)
- Total Quantities and Values of the Principal Articles of Merchandise Imported for Consumption for the Years 1897 to 1901, inclusive. (Page 132.)
- Total Quantities and Values of the Principal Articles of Domestic Produce Exported (Merchandise only) for the Years 1897 to 1901, inclusive. (Page 134.)

BELGIUM.

- Value of the Total Imports for Home Consumption and Exports of Domestic Produce from and to each Principal Country for the Years 1898 to 1902, inclusive. (Page 136.)
- Total Quantities and Values of the Principal Articles entered for Consumption (Merchandise only) for the Years 1898 to 1902, inclusive. (Page 137.)
- Total Quantities and Values of the Principal Articles of Domestic Produce Exported (Merchandise only) for the Years 1898 to 1902, inclusive. (Page 139.)

CHILE.

- Value of the Total Imports for Consumption and Exports of Domestic Produce (Merchandise only) from and to each Principal Country for the Years 1898 to 1902, inclusive. (Including Coin and Bullion.) (Page 141.)
- Total Quantities and Values of the Principal Articles Imported for Consumption for the Years 1898 to 1902, inclusive. (Page 142.)
- Total Quantities and Values of the Principal Articles of Domestic Produce Exported for the Years 1898 to 1902, inclusive. (Page 144.)

CHINA.

- Value of the Total Imports and Exports of Merchandise from and to each Principal Country for the Years 1898 to 1902, inclusive. (Page 145.)
- Total Quantities and Values of the Principal Articles entered for Consumption (Merchandise only) for the Years 1898 to 1902, inclusive. (Page 147.)
- Total Quantities and Values of the Principal Articles of Domestic Produce Exported (Merchandise only) for the Years 1898 to 1902, inclusive. (Page 149.)

DENMARK.

- Value of the Total Imports and Exports of Merchandise from and to each Principal Country for the Years 1897 to 1901, inclusive. (Page 151.)
- Total Quantities and Values of the Principal Articles Imported (Merchandise only) for the Years 1897 to 1901, inclusive. (Page 152.)
- Total Quantities and Values of the Principal Articles Exported (Merchandise only) for the Years 1897 to 1901, inclusive. (Page 154.)

FRANCE.

- Value of the Total Imports and Exports from and to each Principal Country for the Years 1898 to 1902, inclusive. (Page 155.)
- Total Quantities and Values of the Principal Articles entered for Home Consumption (Merchandise only) for the Years 1898 to 1902, inclusive. (Page 156.)
- Total Quantities and Values of the Principal Articles of Domestic Produce Exported (Merchandise only) for the Years 1898 to 1902, inclusive. (Page 158.)

GERMANY.

- Value of the Total Imports and Exports of Merchandise from and to each Principal Country for the Years 1898 to 1902, inclusive. (Page 160.)
- Total Quantities and Values of the Principal Articles entered for Consumption (Merchandise only) for the Years 1898 to 1902, inclusive. (Page 162.)
- Total Quantities and Values of the Principal Articles of Domestic Produce Exported (Merchandise only) for the Years 1898 to 1902, inclusive. (Page 164.)

SESSIONAL PAPER No. 10

HOLLAND.

- Value of the Total Imports for Home Consumption and Exports of Domestic Produce from and to each Principal Country for the Years 1897 to 1901, inclusive. (Page 166.)
- Total Quantities and Values of the Principal Articles entered for Home Consumption (Merchandise only) for the Years 1897 to 1901, inclusive. (Page 168.)
- Total Quantities and Values of the Principal Articles of Domestic Produce Exported (Merchandise only) for the Years 1897 to 1901, inclusive. (Page 170.)

ITALY.

- Value of the Total Imports for Home Consumption and Exports of Domestic Produce (Merchandise and Silver Bullion) from and to each Principal Country for the Years 1898 to 1902, inclusive. (Page 172.)
- Total Quantities and Values of the Principal Articles entered for Consumption (Merchandise and Silver Bullion) for the Years 1898 to 1902, inclusive. (Page 173.)
- Total Quantities and Values of the Principal Articles of Domestic Produce Exported (Merchandise and Silver Bullion) for the Years 1898 to 1902, inclusive. (Page 175.)

JAPAN.

- Value of the Total Imports and Exports of Merchandise from and to each Principal Country for the Years 1898 to 1902, inclusive. (Page 177.)
- Total Quantities and Values of the Principal Articles entered for Home Consumption (Merchandise only) for the Years 1898 to 1902, inclusive. (Page 178.)
- Total Quantities and Values of the Principal Articles of Domestic Produce Exported (Merchandise only) for the Years 1898 to 1902, inclusive. (Page 182.)

NORWAY.

- Value of the Total Imports and Exports of Merchandise from and to each Principal Country for the Years 1897 to 1901, inclusive. (Page 185.)
- Total Quantities and Values of the Principal Articles Imported (Merchandise only) for the Years 1897 to 1901, inclusive. (Page 186.)
- Total Quantities and Values of the Principal Articles of Domestic Produce Exported (Merchandise only) for the Years 1897 to 1901, inclusive. (Page 188.)

PORTUGAL.

- Value of the Total Imports for Consumption and Exports of Domestic Produce (Merchandise only) from and to each Principal Country for the Years 1897 to 1901, inclusive. (Page 190.)
- Total Quantities and Values of the Principal Articles of Merchandise Imported for Consumption for the Years 1897 to 1901, inclusive. (Page 191.)
- Total Quantities and Values of the Principal Articles of Domestic Produce Exported (Merchandise only) for the Years 1897 to 1901, inclusive. (Page 192.)

SPAIN.

- Value of Total Imports and Exports from and to each Principal Country for the Years 1898 to 1902, inclusive (Including Coin and Bullion.) (Page 193.)
- Total Quantities and Values of the Principal Articles of Merchandise Imported for the Years 1898 to 1902, inclusive. (Page 194.)
- Total Quantities and Values of the Principal Articles of Merchandise Exported for the Years 1898 to 1902, inclusive. (Page 196.)

SWEDEN.

- Value of the Total Imports and Exports from and to each Principal Country for the Years 1897 to 1901, inclusive (Including Coin and Bullion.) (Page 197.)
- Total Quantities and Values of the Principal Articles Imported (Merchandise only) for the Years 1897 to 1901, inclusive. (Page 198.)
- Total Quantities and Values of the Principal Articles Exported for the Years 1897 to 1901, inclusive. (Page 200.)

SWITZERLAND.

- Value of the Total Imports for Home Consumption and Exports of Domestic Produce from and to each Principal Country for the Years 1898 to 1902, inclusive (Including Coin and Bullion.) (Page 201.)

Total Quantities and Values of the Principal Articles entered for Consumption for the Years 1898 to 1902, inclusive. (Page 202.)

Total Quantities and Values of the Principal Articles of Domestic Produce Exported for the Years 1898 to 1902, inclusive. (Page 204.)

UNITED STATES.

Total Imports and Exports from and to each Principal Country for the Years ended 30th June, 1899 to 1903, inclusive. (Page 206.)

Total Quantities and Values of the Principal Articles of Merchandise Imported for the Years ended 30th June, 1899 to 1903, inclusive. (Page 209.)

Total Quantities and Values of the Principal Articles of Domestic Produce (Merchandise only) Exported, for the Years ended 30th June, 1899 to 1903, inclusive. (Page 214.)

URUGUAY.

Values of the Total Imports for Consumption and Exports of Domestic Produce (Merchandise only) from and to each Principal Country for the Years 1898 to 1902, inclusive. (Page 219.)

Total Quantities and Values of the Principal Articles of Merchandise Imported for Consumption for the Years 1898 to 1902, inclusive. (Page 220.)

Total Quantities and Values of the Principal Articles of Domestic Produce Exported (Merchandise only) for the Years 1898 to 1902, inclusive. (Page 222.)

REPORT OF THE DEPUTY MINISTER.

The Right Honourable

Sir RICHARD J. CARTWRIGHT, G.C.M.G.,

Minister of Trade and Commerce,

Ottawa.

SIR,—In submitting the Eleventh Annual Report (year ended June 30, 1903), it does not appear necessary to more than call attention thereto, as the figures speak for themselves and show continued prosperity and a large increase in the volume of trade, both as regards Imports and Exports, the former having grown from \$212,270,158 in the previous year to \$241,214,961, and the latter from \$211,640,286 to \$225,849,724, an aggregate gain of over \$43,000,000 during the year.

In the year 1875 the total trade was in round figures \$201,000,000; in 1885 the figures were about \$3,000,000 less; in 1895 they had grown to \$224,420,000, or an increase in 20 years of about \$23,000,000; whereas in the eight years from 1895 to 1903 they have gone up to \$467,064,685, or an increase of over \$242,000,000.

From reports of the Agents of this Department it would appear that there are good openings for several lines of Canadian goods to be found in South Africa, Australasia, and (probably) Japan.

One difficulty in pushing trade arises from the fact that up to this date or at least till a very recent period, Canadian manufacturers have been so fully occupied in supplying demands for the home market that they have not been able to give any attention to outside customers.

Importers inform our Agents that in many cases they find it very difficult to obtain any reply from Canadian firms for several months and that they are constantly told that they cannot accept orders. Furthermore it is almost indispensable that any firm desirous of carrying on a considerable business at a distance should be represented by some agent or traveller especially in view of the fact that so many German and American travellers are already on the ground.

It may be added that the long continued depression in Australia and the fact that ever since the close of the Boer war, great quantities of supplies imported by the British Government for the use of the army, have been slaughtered at extremely low prices, have affected those markets more or less injuriously.

Appended is the usual unrevised statement for the six months of the current fiscal year, an examination of which will show the rates of increase over the corresponding period in 1903 well maintained, the imports having largely increased, with a small decrease in exports which may be accounted for by the lateness of the Western harvest preventing the marketing of the usual quantity of grain before the close of navigation. This, however, will begin to move again in early Spring and the values for the full year will no doubt equal or exceed that of 1903.

Respectfully submitted,

W. G. PARMELEE,

Deputy Minister.

MONTHLY SUMMARY OF THE TRADE OF CANADA.

UNREVISED STATEMENT showing the Values of the Imports (entered for Consumption) and the Exports of Canada, together with the Total Trade and Duty Collected during the months, six months and twelve months ended December 31, 1894 to 1903.

YEARS.	IMPORTS—ENTERED FOR CONSUMPTION.						EXPORTS.				Total Trade.	Duty Collected.	YEARS.
	Merchandise.			Coin and Bullion.	Total Imports.	Merchandise.			Coin and Bullion.	Total Exports.			
	Dutiable.	Free.	Totals.			Home Produce.	Foreign Produce.	Totals.					
				§	§				§	§			
1894	4,262,352	3,631,411	7,893,763	28,645	7,922,408	6,581,288	126,185	6,707,473	768,373	7,475,846	15,398,254	1,347,694	1894
1895	4,565,895	3,490,870	8,056,765	127,997	8,214,762	8,797,018	225,916	8,932,934	102,614	9,035,548	17,250,310	1,468,875	1895
1896	4,643,280	2,664,296	7,307,576	126,050	7,433,626	9,172,218	1,946,303	11,118,521	37,624	11,156,145	18,589,771	1,473,631	1896
1897	5,628,324	3,487,474	9,115,798	53,913	9,169,711	14,882,288	1,694,682	16,576,970	445,361	17,022,331	26,192,042	1,727,103	1897
1898	6,156,984	3,978,982	10,135,966	54,688	10,190,654	15,661,654	1,482,959	17,144,613	262,217	17,406,830	27,597,484	1,926,487	1898
1899	8,665,844	5,484,818	14,150,662	592,252	14,742,914	15,093,264	1,639,198	16,732,462	3,944,395	20,676,857	35,419,771	2,463,872	1899
1900	7,591,075	6,257,512	13,848,587	638,521	14,487,108	18,216,945	2,473,483	20,690,428	86,173	20,776,601	35,263,709	2,248,051	1900
1901	8,747,794	6,329,047	15,076,841	173,291	15,250,132	18,772,744	1,109,819	19,882,563	228,113	20,110,676	35,360,808	2,577,842	1901
1902	10,040,365	6,321,174	16,361,539	310,203	16,671,742	23,777,971	531,938	24,309,909	20,788	24,330,697	41,002,439	2,999,942	1902
1903	10,884,891	6,360,614	17,245,505	122,690	17,368,195	17,595,441	879,876	18,475,317	118,713	18,594,030	35,962,225	3,133,070	1903

MONTH OF DECEMBER, 1894 TO 1903.

SESSIONAL PAPER No. 10

SIX MONTHS ENDED DECEMBER 31, 1894 TO 1903.

1894	28,046,705	22,060,784	51,007,489	3,564,906	54,572,395	67,268,623	4,055,600	71,324,223	1,274,909	72,599,132	127,471,527	8,701,038	1894
1895	32,535,806	21,136,167	53,671,973	3,423,053	57,098,026	67,885,543	4,187,321	72,072,864	343,980	72,416,844	129,514,870	9,976,827	1895
1896	31,089,671	21,034,396	53,624,067	4,478,340	58,102,407	69,911,495	6,974,569	76,886,064	3,212,440	80,098,504	138,200,911	9,683,692	1896
1897	34,350,025	25,618,788	59,968,843	2,732,530	62,701,343	89,779,095	9,894,246	99,673,341	987,273	100,660,614	163,361,957	10,146,267	1897
1898	43,524,049	31,580,666	75,104,715	3,856,620	78,961,335	83,113,266	13,548,764	96,662,030	2,240,353	98,902,983	177,864,318	12,520,678	1898
1899	52,673,347	35,844,762	88,520,109	5,177,751	93,697,860	93,061,578	11,732,838	104,794,416	4,999,339	109,793,755	203,491,615	14,695,142	1899
1900	52,558,450	36,208,929	88,767,379	2,818,933	91,586,312	108,140,623	11,139,679	119,271,302	994,622	120,265,924	211,852,236	14,450,024	1900
1901	56,936,189	38,627,397	95,564,186	4,098,663	99,662,849	113,508,760	10,471,062	124,039,822	1,500,272	125,540,094	225,202,943	15,678,543	1901
1902	64,582,101	38,619,519	103,201,620	2,839,115	106,040,735	125,301,466	7,396,554	132,698,020	284,721	132,982,741	233,023,476	17,814,116	1902
1903	74,390,655	47,142,053	121,532,108	3,142,432	124,674,540	122,983,954	9,954,269	132,938,223	348,255	133,286,478	257,961,018	20,472,143	1903

TWELVE MONTHS ENDED DECEMBER 31, 1891 TO 1903.

1894	57,966,787	43,996,590	101,963,377	4,640,757	106,604,134	100,533,982	6,844,602	107,378,584	2,105,144	109,483,728	216,087,862	17,880,582	1894
1895	63,038,101	40,607,798	103,645,899	4,436,824	108,082,723	100,563,348	6,625,537	107,188,885	3,345,564	110,534,449	218,617,172	19,156,413	1895
1896	66,704,640	38,609,972	105,314,612	6,277,482	111,592,094	108,435,181	9,823,494	118,258,675	7,563,489	125,822,164	237,414,258	19,879,641	1896
1897	68,602,504	44,457,447	113,059,951	2,919,762	115,979,713	139,700,573	13,721,733	153,422,306	1,253,783	154,676,089	270,665,802	20,337,468	1897
1898	82,868,668	57,408,831	140,277,499	5,513,213	145,790,712	132,736,450	18,346,429	151,082,879	5,886,291	156,969,170	302,759,882	23,938,994	1898
1899	96,687,383	64,071,433	160,758,816	5,998,767	166,757,583	142,624,063	15,582,175	158,206,178	6,768,244	164,974,422	331,732,065	27,332,394	1899
1900	105,908,541	68,817,013	174,725,554	5,939,228	180,664,782	167,759,292	13,593,921	181,353,123	4,768,454	186,121,577	366,786,359	28,621,871	1900
1901	108,511,378	74,148,608	182,659,986	4,817,024	187,477,010	182,945,752	17,741,625	200,687,377	2,612,736	203,300,113	390,777,123	30,337,101	1901
1902	126,393,408	77,814,216	204,117,624	5,051,857	209,169,481	207,752,469	10,876,563	218,629,062	453,871	219,082,933	428,252,414	34,559,435	1902
1903	146,690,828	96,540,188	243,141,016	9,280,114	252,421,130	212,084,162	13,385,802	225,469,964	683,497	226,153,461	478,574,391	39,767,744	1903

MONTHLY SUMMARY OF THE EXPORTS, BY CLASSES, OF CANADA.

UNREVISED STATEMENT showing, by Classes, the Values of the Exports of Canada during the *six months* ended December 31, 1894 to 1903.

YEARS.	The Mine.		The Fisheries.		The Forest.		Animal Products.		Agricultural Products.		Manu- factures.		Misc. commodities.		Totals.		Coin and Bullion.		Grand Totals.		YEARS.
	Value.	%	Value.	%	Value.	%	Value.	%	Value.	%	Value.	%	Value.	%	Value.	%	Value.	%	Value.	%	
1894	3,132,124		7,462,232		15,870,448		21,606,117		12,196,295		3,920,487		80,890		67,268,623		178,546		67,447,169		1894
1895	3,763,930		7,009,000		16,965,511		26,442,125		8,827,333		4,762,088		115,496		67,883,543		103,101		67,986,644		1895
1896	5,146,066		7,066,648		18,623,061		25,231,613		8,960,543		4,783,499		100,065		69,911,495		248,832		70,160,327		1896
1897	7,524,175		7,003,013		19,320,245		31,067,346		19,544,381		5,248,150		71,785		89,779,095		580,746		90,359,841		1897
1898	7,653,754		6,226,844		19,412,357		31,121,320		14,658,943		5,428,655		111,333		83,113,266		626,002		83,739,268		1898
1899	6,635,425		7,435,537		20,978,939		37,189,869		14,436,981		6,468,455		246,372		93,061,578		851,265		93,912,843		1899
1900	23,801,110		6,504,357		19,666,158		36,973,439		13,088,932		8,063,212		42,915		108,140,623		12,243		108,152,866		1900
1901	21,770,493		8,302,501		20,375,117		37,919,390		16,385,584		8,796,750		19,225		113,568,760			113,568,760		1901
1902	18,418,617		6,889,775		23,667,946		45,178,795		21,516,806		9,634,070		53,457		125,301,466			125,301,466		1902
1903	20,525,150		6,007,290		22,008,379		42,496,368		21,842,592		10,088,305		15,870		122,983,954			122,983,954		1903

HOME PRODUCE.

SESSIONAL PAPER No. 10

FOREIGN PRODUCE.

1894	159,681	119,161	195,675	880,070	1,850,200	633,642	157,171	4,055,600	1,096,363	5,151,963	1894
1895	151,468	58,739	140,481	500,818	2,558,114	462,249	315,152	4,187,321	240,879	4,428,200	1895
1896	167,962	164,210	139,017	718,552	5,287,044	349,125	148,659	6,974,569	2,963,608	9,938,177	1896
1897	132,631	96,256	447,516	1,400,372	7,226,842	488,106	102,523	9,894,246	406,527	10,300,773	1897
1898	126,337	9,972	79,350	785,892	11,926,076	463,205	157,822	13,548,764	1,614,951	15,163,715	1898
1899	137,830	48,901	267,432	821,762	9,509,768	735,563	211,092	11,732,838	4,148,074	15,880,912	1899
1900	97,687	4,016	255,840	550,861	8,798,081	930,501	193,693	11,130,679	982,379	12,113,058	1900
1901	104,429	31,881	6,851	514,242	8,354,321	1,336,213	120,125	10,471,062	1,500,272	11,971,334	1901
1902	124,109	17,796	17,441	439,180	5,176,643	1,183,506	137,879	7,396,554	284,721	7,681,275	1902
1903	127,063	6,889	263,900	325,321	7,659,683	1,326,483	244,870	9,954,269	348,255	10,302,524	1903

TOTAL EXPORTS.

1894	5,291,805	7,581,393	16,066,123	25,486,217	44,046,495	4,614,129	238,061	71,324,223	1,274,909	72,599,132	1894
1895	3,915,398	7,067,739	17,105,992	26,942,943	41,383,807	5,224,337	430,648	72,072,804	343,980	72,416,844	1895
1896	5,314,028	7,230,858	18,762,078	25,930,167	44,247,587	5,132,624	248,724	76,886,064	3,212,440	80,098,504	1896
1897	7,656,800*	7,069,269	19,767,761	32,467,718	26,771,223	5,736,236	174,368	93,673,341	987,273	100,660,614	1897
1898	7,180,091	6,236,316	19,191,907	31,907,122	25,983,019	5,891,860	293,215	96,662,030	2,240,353	98,902,383	1898
1899	6,773,255	7,184,438	21,246,871	38,011,631	23,946,749	7,294,008	427,464	104,794,416	4,999,339	109,793,755	1899
1900	23,898,797	6,508,373	19,921,998	37,824,800	21,887,013	8,993,713	236,698	119,271,392	994,622	120,265,924	1900
1901	21,874,622	8,337,382	20,381,968	38,433,632	24,739,905	10,132,963	139,350	124,639,822	1,500,272	125,540,094	1901
1902	18,542,726	6,907,571	23,625,387	45,617,975	26,693,449	10,817,576	193,336	132,698,029	284,721	133,982,741	1902
1903	20,652,213	6,014,179	22,272,339	42,821,639	29,502,275	11,414,788	200,740	132,938,223	348,255	133,286,478	1903

TRADE OF CANADA BY COUNTRIES.

UNREVISED STATEMENT showing, by Countries, the Values of the Imports (entered for Consumption) into, and Exports from Canada during the *six months* ended December 31, 1901, 1902 and 1903.

COUNTRIES.	SIX MONTHS ENDED DECEMBER 31.					
	1901.		1902.		1903.	
	Imports.	Exports.	Imports.	Exports.	Imports.	Exports.
<i>British Empire.</i>	£	£	£	£	£	£
Great Britain.....	22,862,382	71,010,941	27,417,664	81,225,482	32,129,463	79,184,273
British Africa.....	15,706	1,186,034	34,435	763,024	39,000	1,379,862
British Australasia:—						
Australia.....	35,146	1,678,795	24,769	1,370,565	40,983	1,398,371
New Zealand.....	142	177,562	18,584	256,219	2,252	301,381
British East Indies.....	655,345	7,845	978,243	20,240	1,417,946	9,015
" Guiana.....	30,398	216,078	105,063	243,549	794,147	201,362
" West Indies.....	851,872	917,526	734,610	978,159	1,833,161	1,026,546
Newfoundland.....	813,065	1,363,736	849,010	1,394,680	876,582	1,851,000
Other British Colonies.....	8,548	21,814	61,738	42,249	152,271	99,276
Totals.....	25,272,604	76,580,331	30,224,116	86,294,167	37,283,805	85,451,086
<i>Foreign Countries.</i>						
Argentine Republic.....	48,406	334,139	350,261	563,152	151,864	598,795
Austria-Hungary.....	121,318	563	184,768	1,492	508,936	69
Belgium.....	941,576	1,798,382	970,150	1,345,037	1,838,807	736,228
Brazil.....	267,969	287,278	105,273	406,166	82,271	314,666
China.....	261,581	117,506	309,986	75,910	374,195	89,937
Chile.....	13,494	56,246	41,450	80,912	17,528	121,084
France.....	3,180,143	785,779	3,365,958	685,946	3,011,904	1,080,464
Germany.....	5,424,087	1,823,897	6,083,024	1,264,760	4,958,613	1,259,901
Holland.....	448,177	156,317	593,729	136,422	475,430	642,446
Italy.....	313,152	157,346	153,606	140,481	194,633	137,497
Japan.....	1,027,448	144,524	813,124	206,674	1,218,324	153,534
Norway and Sweden.....	29,931	31,725	55,987	61,821	131,511	258,201
Spain.....	470,766	149,260	595,997	77,023	618,300	47,585
Switzerland.....	388,534	1,340	430,602	6,067	641,075	3,017
United States.....	59,992,025	41,926,323	60,389,642	40,271,208	71,881,127	40,844,185
West Indies:—						
Cuba.....	129,499	360,843	141,169	344,098	184,823	476,557
Porto Rico.....	158,695	236,901	141,525	210,534	147,846	225,055
Other Foreign Countries..	1,173,444	591,394	1,096,428	810,871	953,548	846,171
Totals.....	74,390,245	48,959,763	75,816,619	46,688,574	87,390,735	47,835,392
Grand totals.....	99,662,849	125,540,094	106,040,735	132,982,741	124,674,540	133,286,478

SESSIONAL PAPER No. 10

STATEMENT showing the Values as heretofore published of the Exports from Canada, including the *estimated* values short reported—and of the Values less the additions for short reported—yearly from 1868 to 1903.

Years ended June 30.	Total Exports as published.	Deduct estimated short reported.	Totals — Net Exports	Years ended June 30.	Total Exports as published.	Deduct estimated short reported.	Totals — Net Exports
	£	£	£		£	£	£
1868.....	57,567,888	2,961,722	54,606,166	1886.....	85,251,314	2,781,198	82,470,116
1869.....	60,474,781	3,077,468	57,397,313	1887.....	89,515,811	2,996,889	86,518,922
1870.....	73,573,490	2,962,398	70,611,092	1888.....	90,203,000	3,084,322	87,118,678
1871.....	74,173,618	2,418,668	71,721,950	1889.....	89,189,167	3,070,652	86,118,515
1872.....	82,639,663	2,887,056	79,752,607	1890.....	96,749,149	2,922,072	93,827,077
1873.....	89,789,922	3,292,419	86,497,503	1891.....	98,417,296	2,913,994	95,503,302
1874.....	89,351,928	2,815,249	86,536,679	1892.....	113,963,375	3,348,213	110,615,162
1875.....	77,886,979	2,218,930	75,668,049	1893.....	118,564,352	3,482,308	115,082,044
1876.....	80,966,435	2,629,588	78,336,847	1894.....	117,524,949	3,264,911	114,260,038
1877.....	75,875,392	2,165,666	73,709,727	1895.....	113,638,803	3,300,090	110,338,713
1878.....	79,323,667	2,249,666	77,074,001	1896.....	121,013,852	3,329,053	117,684,799
1879.....	71,491,255	2,341,447	69,149,808	1897.....	137,950,253	3,947,130	134,003,123
1880.....	87,911,458	2,803,506	85,107,952	1898.....	164,152,683	4,627,730	159,524,953
1881.....	98,290,823	3,023,322	95,267,501	1899.....	158,896,905	4,559,530	154,337,375
1882.....	102,137,203	4,094,946	98,042,257	1900.....	191,894,723	5,461,511	186,433,212
1883.....	98,083,804	3,416,724	94,669,080	1901.....	196,487,632	*	196,487,632
1884.....	91,406,496	2,701,019	88,705,477	1902.....	211,640,286	*	211,640,286
1885.....	89,238,361	2,948,217	86,290,144	1903.....	225,849,724	*	225,849,724

* After 1900 no estimate is made of the amount short reported.

COINAGE, WEIGHTS AND MEASURES.

To assist in arriving at a comprehensive understanding of the value of foreign currencies, weights and measures (as expressed in foreign trade returns, tariffs, &c.,) as compared with those of Canada, tables have been prepared as follows:—

As regards those of Canada, the law provides that the denominations of money in the currency of Canada shall be dollars, cents and mills, the cent being the one hundredth part of a dollar, and the mill one-tenth part of a cent.

That—The currency of Canada shall be such that the British sovereign (the pound sterling) of legal weight and fineness, shall be equal to four dollars eighty-six cents and two-thirds of a cent.

In like manner the law provides as respects weights, that the unit shall be the standard pound (avoirdupois) of 7,000 grains, one-sixteenth part of the standard pound shall be an ounce ($437\frac{1}{2}$ grains) one hundred pounds a cental, and two thousand pounds a ton, and that four hundred and eighty grains shall be an ounce troy, or 5,760 grains a pound troy.

As regards measures—that the unit or standard measure of capacity, as well for liquids as for dry measures, shall be the gallon containing ten standard pounds weight of distilled water weighed with the water and air at a temperature of sixty-two degrees Fahrenheit, with the barometer at thirty inches, that the quart shall be one-fourth part of the gallon, and the pint one eighth part of the gallon, and that eight gallons shall be a bushel.

This gallon commonly known as the “Imperial Gallon,” contains 277.274 cubic inches, or 353.036 cylindrical inches.

The standard measure of length is the yard, one-third part of which it is provided shall be a foot, and the twelfth part of such foot shall be an inch.

In many countries the Metric system of weights and measures has been adopted. A separate table of Canadian equivalents of these is given in order to avoid repetition, the word “Metric” being used in the general table in each case where the system is in vogue, as indicating a reference to that table.

The equivalent value of the monetary unit can only be given as respects those countries having a gold standard. Where silver is the standard, the value of the currency necessarily fluctuates correspondingly to the market value of silver bullion, and were any attempt made to quote the value of such currency it would, under present circumstances, be misleading, therefore, the weight in decimal parts of an ounce with the fineness of the coin is given instead, which will enable any one to approximate the value of the currency according to the current value of fine bar silver. As an example, say fine bar silver at 75 cents an ounce, the Bolivian dollar weighs .801 of an ounce, its fineness is .900, therefore $75 \times .801 = 60.075$ which $\times .900 = 54.0675$, or a small fraction over 54 cents, and the actual intrinsic value of the pure silver contained in the coin, to which should be added a reasonable allowance to cover the value of the alloy, the cost of the coinage, and in some instances exchange, the aggregate of which would be approximately the current value in Canadian currency of the dollar in question.

Unless carefully noted, the quotations as usually given of the current value per ounce of silver may be misconstrued and lead to misapprehensions, as it is sometimes quoted per ounce *fine*, and sometimes per ounce *standard*; thus for instance on a certain day the London quotation reads “fine silver per ounce standard 32 d.,” while on the same day it is quoted in New York “ $69\frac{1}{2}$ cents per ounce fine;” as 32 d. is equal to a fraction over $64\frac{1}{2}$ cents, there would appear a difference of about $4\frac{3}{8}$ cents per ounce between the two prices, the New York price appearing that much in excess of the other, were it not noticed that one is based upon *standard* fineness and the other upon absolute fineness, but by reducing the New York “fine” to London “standard” (of .925 fine, or 444 grains fine to the ounce) the actual difference between the two quotations is found to be only about $\frac{3}{8}$ of one cent per ounce, the London price being that much in excess of the New York.

SESSIONAL PAPER No. 10

To reduce the value of *standard* or sterling silver when expressed in pence to *fine* expressed in cents, multiply the pence and decimal parts thereof by 2·192.

To find the *standard* or sterling value expressed in pence and decimal parts thereof when *fine* is expressed in cents multiply the cents by 0·4562.

METRIC WEIGHTS.

Denominations.	Grammes.	Equivalents.		Remarks.
		In pounds and decimal parts thereof, avoirdupois.	In grains, troy.	
Gramme.....	1	·002204	15·4323487	The gramme is the actual unit, and is the weight of one cubic centimetre of distilled water.
Decagramme.....	10	·022046		
Hectogramme.....	100	·220462		
Kilogramme.....	1000	2·204621		
Myriagramme.....	10000	22·046212		
Quintal or centner.....	100000	220·46212		Sometimes called the metric ton.
Millier (Ton Metric).....	1000000	2204·6212		
Decigramme.....	$\frac{1}{10}$		1543235	
Centigramme.....	$\frac{1}{100}$		1543235	
Milligramme.....	$\frac{1}{1000}$		1543235	

1 pound = 4535 kilos.

1 English ton (2,240 lbs.) = 1016·0475 kilos.

1 Canadian ton (2,000 lbs.) = 907·1854 kilos.

METRIC MEASURES OF CAPACITY.

Denominations.	Litres.	Equivalents.		
		Cubic centimetres.	In gallons and decimal parts thereof.	
Litre.....	1	1,000	·2202	·8809 of a quart.
Decalitre.....	10	10,000	2·2024	
Hectolitre.....	100	100,000	22·0244	2·753 bushels.
Kilolitre.....	1000	1,000,000	220·2443	
Decilitre.....	$\frac{1}{10}$	100	·0220	27·53 do
Centilitre.....	$\frac{1}{100}$	20	0022	

1 quart = 1·1353 litres.

1 gallon = 4·5412 litres.

1 bushel = 36·3296 litres.

1 cubic metre = 35·3466 cubic feet.

1 cubic foot = ·02828 cubic metre.

do = 1·308 cubic yards.

METRIC MEASURES OF LENGTH.

Denominations.	Metres.	Canadian equivalents.			
		Inches.	Feet.	Yards.	Miles.
Metre.....	1	39·382	3·28183	1·09364	·6213
Decametre.....	10		32·81833	10·93944	
Hectometre.....	100		328·18333	109·39444	
Kilometre.....	1000		3281·83333	1093·9444	
Decimetre.....	$\frac{1}{10}$	3·938	·32818	·10939	
Centimetre.....	$\frac{1}{100}$	·3938	·032818	·010939	
Millimetre.....	$\frac{1}{1000}$	·03938	·003282	·001094	

1 inch = 2·5399 centimetres.
1 mile = 1·6095 kilometre.

1 foot = ·30479 of a metre.

1 yard = ·9143 of a metre.

1 geographical mile or knot = 2027 yards = 1·152 miles = 1·8541 kilometres.

British and Foreign Currencies, Weights and Measures, differing from those of Canada and used in the Territories and Trade Reports of the respective Countries named, with their Equivalents expressed in Canadian Legal Standards.

BRITISH EMPIRE.

Country.	Monetary Unit	Equivalent Value in Canadian Currency.	Weights.	Canadian Equivalent.	Measure of Capacity.	Canadian Equivalent.	Measure of Length.	Canadian Equivalent.
Great Britain.....	Pound or sovereign.	\$4.86 $\frac{1}{2}$	Pound Cwt. Ton	Lb. 112 lbs. 2,240 "	Usually same as Canadian. Quartern.	8 bushels.....	Same as Canadian.....	
British Possessions, viz.:								
Antigua.....	Pound.	4.86 $\frac{1}{2}$	"	2,240 "	"	"	"	"
Bahamas.....	"	4.86 $\frac{1}{2}$	"	2,240 "	"	"	"	"
Barbados.....	"	4.86 $\frac{1}{2}$	"	2,240 "	"	"	"	"
Bermuda.....	"	4.86 $\frac{1}{2}$	"	2,240 "	"	"	"	"
British Guiana.....	"	4.86 $\frac{1}{2}$	"	2,240 "	"	"	"	"
" Honduras.....	Dollar.	900	Same as Canadian. Cwt. Ton	112 lbs. 2,240 "	Same as Canadian "	"	"	"
" N. Guinea.....	Pound.	4.86 $\frac{1}{2}$	"	2,240 "	"	"	"	"
" N. Borneo.....	Dollar.	900	Picul Catty	133.33 lbs. 1.33 "	"	"	"	"
Cape of Good Hope and Orange Free States.	Pound.	4.86 $\frac{1}{2}$	"	"	"	"	"	"
Ceylon.....	Rupee of 100 cts.	375	Cwt. Ton	112 lbs. 2,240 "	"	"	"	"
Cyprus.....	Pound. 9 piastres..... 360 paras.....	4.86 $\frac{1}{2}$ 1 schilling	Cwt. Ton Oke	112 lbs. 2,240 " 2.8 lbs.	"	8 gallons.....	"	"
Dominica.....	Pound.	4.86 $\frac{1}{2}$	"	"	"	"	"	"
Falkland Island.....	"	4.86 $\frac{1}{2}$	"	"	"	"	"	"
Fiji.....	"	4.86 $\frac{1}{2}$	Cwt. Ton	112 lbs. 2,240 "	"	"	"	"
Gambia.....	"	4.86 $\frac{1}{2}$	"	"	"	"	"	"
Gibraltar.....	Poseta. 19.3 cents	"	"	"	Same as Canadian. "	"	"	"
Gold Coast.....	Pound.	4.86 $\frac{1}{2}$	"	"	"	"	"	"
Grenada.....	"	4.86 $\frac{1}{2}$	"	"	Old wine-gallon.....	883 of a gall. or "	"	"

SESSIONAL PAPER No. 10

Hong Kong	Dollar.....	W. 8701	F. 903						
India	Rupee of 16 an- nas.	32 1 cents.							
		1 Tola = 180 grains.							
Jamaica	Pound.....	\$4.86 $\frac{2}{3}$	F. 963						
Labuan	Dollar	W. 8701	F. 963						
Lagos	Pound.....	\$4.86 $\frac{2}{3}$							
Malta	"	"							
Mauritius	Rupee of 100 cts.	W. 375	F. 915 $\frac{2}{3}$						
Montserrat	Pound.....	\$4.86 $\frac{2}{3}$							
Natal	"	4.86 $\frac{2}{3}$							
Newfoundland	Dollar	1 01388							
New South Wales	Pound.....	4.86 $\frac{2}{3}$							
New Zealand	"	4.86 $\frac{2}{3}$							
Niger Protectorate	"	4.86 $\frac{2}{3}$							
Queensland	"	4.86 $\frac{2}{3}$							
St. Helena	"	4.86 $\frac{2}{3}$							
St. Kitts	"	4.86 $\frac{2}{3}$							
Nevis	"	4.86 $\frac{2}{3}$							
St. Lucia	"	4.86 $\frac{2}{3}$							
St. Vincent	"	4.86 $\frac{2}{3}$							
Sarawak	Dollar	W. 8701	F. 963						
Sierra Leone	Pound.....	\$4.86 $\frac{2}{3}$							
South Australia	"	4.86 $\frac{2}{3}$							
Straits Settlements	Dollar	W. 8701	F. 963						
Tasmania	Pound.....	\$4.86 $\frac{2}{3}$							
Trinidad and Tobago	Pound.....	4.86 $\frac{2}{3}$							
Turks Island and Caicos	"	4.86 $\frac{2}{3}$							
Virgin Islands	"	4.86 $\frac{2}{3}$							
Victoria	"	4.86 $\frac{2}{3}$							
Western Australia	"	4.86 $\frac{2}{3}$							

* Gold standard adopted in November, 1900.

BRITISH and Foreign Currencies, Weights and Measures, differing from those of Canada and used in the Tariffs, &c.—Continued.

FOREIGN COUNTRIES.

Country.	Monetary Unit.	Equivalent Value in Canadian Currency.	Weight.	Canadian Equivalent.	Measure of Capacity.	Canadian Equivalent.	Measure of Length.	Canadian Equivalent.
Argentine Republic.	Peso	96.5 cents.	Metric * Libra Arroba = 25 libras	1.0127 lbs. 25.3175 "	Metric Frasco	2.0913 qts.	Metric. Vara (3 pies)	31.1268 in.
Austria-Hungary.	Florin	40.52 "	Metric	"	"	"	"	"
Belgium.	Franc	15.3 "	"	"	"	"	"	"
Bolivia.	Dollar	801 "	"	"	"	"	"	"
Brazil.	Milreis	54.61 cents	"	"	"	"	"	"
Central American States—								
Colombia.	Peso	803 "	"	* libra.	"	"	"	"
Costa Rica	"	850 "	"	"	"	"	"	"
Guatemala	"	803 "	"	"	"	"	"	"
Honduras	"	850 "	"	"	"	"	"	"
Nicaragua	"	850 "	"	"	"	"	"	"
Salvador	"	850 "	"	"	"	"	"	"
Chile.	1 Peso	36.5 cents	Libra	1.043 lbs.	Quartillo	1.353 qts.	Vara	33.307 in.
	(Silver peso)	801 "			Fanga	2.1458 bush.		
China	Shanghai tael	1.29775 "	Tael	.083 lbs.	Same as Canadian.		10 fan = 1 tsun =	1.41 Eng. in.
		1.29775 "	Catty	1.33 "			10 tsun = 1 chok =	14.1 "
			Pien	133.33 "			10 chok = 1 cheung =	nearly 4 yds.
			Ton	2.240 "				
Congo Free States.	Franc	19.3 cents	Metric	"	Metric	"	"	"
Cuba	Peso	92.6 "	Libra = 16 onzas	1.061 lbs.	Arroba = 32 quartillos.	3.552 galls.	Vara (3 pies)	33.384 in.
			Arroba = 24 libras.	25.4024 lbs.	Fanga = 12 almudes.	1.332 bush.		
Denmark	Crown or kroner	26.8 "	Pund	1.162 "	Pot	2.126 galls.	Ell	2.06 ft.
					(corn)	3.8 Imp. bus.		
					Tönder	4.6775 bush.		
Ecuador	Sucre	About same value as Peruvian sol	Metric	"	Vierteil	1.7 galls.	Foot	1.03 ft.
							Metric	

SESSIONAL PAPER No. 10

Egypt.....	Pound of 100 piastres, ...	\$4.94 ³ / ₁₀	Metric *oke Kantou = 36 okes	2.75 lbs. 99 "	Metric		
Finland.....	Mark of 100 penni.	19.3 cents	Pound	0.937 lbs.	Can.	576 gall.	619 yds.
France.....	Franc	19.3 "	Metric		Metric		
German Empire.....	Mark	23.8 "	"		"		
Greece.....	Drachma	19.3 "	"		"		
Haiti.....	Gourde peso.	36.5 "	Libra	1 lb.			
			Arroba.	27.5375 lbs.			
			Quintal	100.06875 "	Metric		
Italy.....	Lira	19.3 "	Metric				
	W.	F.	1 kwame = 1,000 monme.				10 bu = 1 sum = 1,103 in.
Japan.....	Itziboo.	.279	1 hiyaku-me = 100 monme.				10 sum = 1 shaku = 11.93 in.
	Yen.	W.	1 monme = 10 tun = 0.0082817 lbs avoirdupois				10 shaku = 1 jo.
	(Silver) Yen.	.805	Catty	1.333 lbs.	Same as Canadian.		
			Picul	133.3 "			
			Ton	2240 "			
Java.....	Dollar of 2½ guld.	.9027	Catty	1.35 "			
	dels.	.868	SPical	135 "			
Liberia.....	Dollar	Same as Canadian.	Same as Canadian.		1 gallon	833 In. p.	Same as Canadian.
	"	W.	Metric			gall.	
Mexico.....	"	.8701	*Libra	1.0142 lbs.	Metric		
		F.	Arroba = 25 libras = 25.3645 "		Frasco.	2 18 qts	32.9 in.
Netherlands.....	Florin (Gulden)	40.2 cents	Metric		Famega.	1.291 bush.	
Norway.....	Crown (Kroner)	26.8 "	*Skapeund.	937 lbs.	Metric		
		W.			Kama	5763 galls.	974 ft.
Persia.....	Kran.	1474					
		F.					
		890					
		(about)					
Peru.....	Sol.	.8025	Libra.	1.0143 lbs.	Metric		
Philippine Islands.....	Peso.	.8546	Libra = 16 onzas.	1.0161 lbs.	Arroba	32 quartillos.	33.384
Porto Rico.....	"	92.6 cents	Arroba = 25 libras	25.402 "	Famega = 12 almuddos.	1.332 bush.	
Portugal.....	Milreis.	1.08 "	Metric		Metric		
Roumania.....	Lei	19.3 "					

* Old weights and measures sometimes used. † The values in Chinese Imperial Customs Returns are always given in Haikwan taels, which are relatively in value equal to about 1.13 Shanghai taels. The tael is in reality not a standard of value (there is no such coin), but of weight, and when used in the sense of a value it only represents its weight in gold or silver, as the case may be, the real difficulty is to establish its exact equivalent in grams. Authorities differ greatly, as also does the practice in different sections of China. The Chinese are far from being exact, and the probability is that there exists a standard, and a further probability that it is equal to 10 Japanese monmes, or 579.72 grains, which figures have been used in computing the value as above. It will be observed, however, that these figures fall short about 3.61 grains from the weight used (say 13.02. per tael) in dealing with the weights other than those of gold and silver. ‡ For many years the value of the peso in Chile has been 91.2 cents, but by the Resumption Act of Feb. 11, 1895, the value of the peso is made equal to 18 pence = 36.5 cents. § Usually reckoned same as Chinese Picul of 133½ lbs. ¶ This is long measure. †† Japan has adopted the Gold Standard, which came into effect Oct. 1st, 1897. Value of Gold Yen being 49.10 cts. 1 shaku = 14.916 in. and 1 jo = 149.6 in.

Barritt and Foreign Currencies, Weights and Measures, differing from those of Canada and used in the Tariffs, &c.—*Concluded.*

FOREIGN COUNTRIES—*Concluded.*

Country.	Monetary Unit.	Equivalent Value in Canadian Currency.	Weights.	Canadian Equivalent.	Measure of Capacity.	Canadian Equivalent.	Measure of Length.	Canadian Equivalent.
Russia.	Ruble.	77 2 cents	Pood = 40 fuints. Fint or 32 lot 96 zolotniks.	36 lbs. avoirdupois.	Vedro = 10 krovoekhas	2 707 1 m p. galls.	Sajene = 3 arshins. Arshin = 16 vershoks, 28 inches. Russian inch.	7 ft. 28 inches. English inch
Servia.	Dinar.	19 3 cents	Metric.	Metric.	Metric.	Metric.	Metric.	Metric.
Siam.	Tical.	488	Bat or tical. Catty SPeul Coyan.	.0337 lbs. 1 35 135 5,238				
Spain.	Peseta.	19 3 cents	Metric.	Metric.	Metric.	Metric.	Metric.	Metric.
Sweden.	Crown or kroner	26 8 "	Skappund	.937 lbs.	Kanna.	57 63 galls.	Foot.	47 4 ft.
Switzerland.	Franc.	19 3 "	Metric.	Metric.	Metric.	Metric.	Metric.	Metric.
Tripoli.	Mahlib of piastres, †	20	Contains 313 2 grains of pure silver, but as the weight of the coin is not attainable the usual figures cannot be given. It is worth about 83 of the value of the Mexican silver dollar.	2 69 lbs.				
Tunis.	5 piastres.	541	Metric; oke.	2 8 lbs.	Metter.	2 2 galls.	Metric.	
Turkey.	Piastros.	4 4 cents	Kantar = 4 okes. Tcheky = 4 kantars.		Metric. Builik or 1,000 dirhems	0 7 galls.	Archeine = 8 roupe. 1 roupe = 24 diraghs.	26 779 in.
United States of America.		Practically same as Canadian; actually about $\frac{316}{100}$ of U. S. dollars are legally of the same value as 29,200 Canadian dollars.	Usualy same as Canadian; but in connection with Customs matters the ton is 2,240 pounds.		Gallon.	833 1 m p. gall.	Same as Canadian.	

SESSIONAL PAPER No. 10

	W.	W.				
Dollar, silver...	.859	.900				
Trade dollar...	.875	.900				
Peso.....	103.4 cents		Metric; *libra ...	1.0143 lbs...	Metric; faeuga.	6.48 bush....
Uruguay.....	19.3 "		Metric.....		Metric	"
Venezuela.....			*Libra = 16 onzas.	1.0161 lbs.	Arroba = 32 quartillos.	Vara (3 pies).....
			Arroba = 25 libras....	25.4024 "	Faeuga = 12 almudes.	1.382 bush...

§ Usually reckoned the same as the Chinese picul of 133½ lbs.
 adopted the Turkish monetary system.

+ It has been recently stated that Tripoli has

*Old weights and measures sometimes used.

TABLE of constant Factors, which multiplied by the current value per ounce of silver, either pure or standard as the case may be, will give the value of the silver contained in the coin referred to, to which if there be added a small percentage to cover the value of the alloy and the cost of coinage, the aggregate will equal the then intrinsic value in Canadian currency of the coin in question.

Country.	Monetary Unit.	Constant factor to be Multiplied by price per ounce of	
		Pure Silver.	Standard Silver.
Bolivia.....	Dollar.....	7209	77985
British North Borneo.....	".....	7857	84940
British Honduras.....	".....	72333	78197
Ceylon.....	Rupce.....	34375	37162
Chile.....	Peso.....	7299	77985
China.....	Shanghai tael...	1 06885	1 15352
	Haikwan tael...	1 20775	1 30567
Colombia.....	Peso.....	71949	77782
Costa Rica.....	".....	7361	79578
Guatemala.....	".....	7227	78129
Honduras.....	".....	7361	79578
Hong Kong.....	Dollar.....	7857	84940
India.....	Rupce.....	34375	37162
Japan.....	Itziboo.....	2511	27145
	Yen.....	7794	84259
Java.....	Dollar.....	78354	84707
Labuan.....	".....	7857	84940
Mauritius.....	Rupce.....	34375	37162
Mexico.....	Dollar.....	78309	84658
Nicaragua.....	Peso.....	7361	79578
Persia.....	Kran.....	13118	14182
Peru.....	Sol.....	72225	78080
Philippine Islands.....	Peso.....	75114	81204
Russia.....	Ruble.....	37852	62542
Sarawak.....	Dollar.....	6857	89940
Salvador.....	Peso.....	8361	79578
Siam.....	Tical.....	42944	46425
Straits Settlements.....	Dollar.....	7857	84940
Tunis.....	5 piastres.....	45939	49663
United States of America.....	Silver dollar.....	7731	83578
	Trade dollar.....	7875	85135

SESSIONAL PAPER No. 10

TABLE of Sterling Pence (26 to $31\frac{7}{8}$) and fractions thereof, with statutory equivalents in Canadian cents and decimal parts thereof, for use in connection with the foregoing table of Constant Factors.

EXAMPLE—Silver at $27\frac{5}{8}$ pence per oz. standard, what is the value of the silver in the Japanese yen?
ANSWER— $84259 \times 56\cdot016 = 47\cdot1985$, or nearly $47\frac{1}{2}$ cents.

Pence.	Cents.	Pence.	Cents.	Pence.	Cents.
20	40 535	24	48 666	28	56 777
$20\frac{1}{4}$	40 809	$24\frac{1}{4}$	48 920	$28\frac{1}{4}$	57 030
$20\frac{1}{2}$	41 062	$24\frac{1}{2}$	49 173	$28\frac{1}{2}$	57 284
$20\frac{3}{4}$	41 315	$24\frac{3}{4}$	49 427	$28\frac{3}{4}$	57 537
$20\frac{1}{2}$	41 569	$24\frac{1}{2}$	49 680	$28\frac{1}{2}$	57 791
$20\frac{3}{4}$	41 822	$24\frac{3}{4}$	49 934	$28\frac{3}{4}$	58 044
$20\frac{1}{2}$	42 076	$24\frac{1}{2}$	50 187	$28\frac{1}{2}$	58 298
$20\frac{3}{4}$	42 329	$24\frac{3}{4}$	50 440	$28\frac{3}{4}$	58 551
21	42 583	25	50 694	29	58 805
$21\frac{1}{4}$	42 836	$25\frac{1}{4}$	50 947	$29\frac{1}{4}$	59 058
$21\frac{1}{2}$	43 090	$25\frac{1}{2}$	51 201	$29\frac{1}{2}$	59 312
$21\frac{3}{4}$	43 343	$25\frac{3}{4}$	51 454	$29\frac{3}{4}$	59 565
$21\frac{1}{2}$	43 597	$25\frac{1}{2}$	51 708	$29\frac{1}{2}$	59 819
$21\frac{3}{4}$	43 850	$25\frac{3}{4}$	51 961	$29\frac{3}{4}$	60 072
$21\frac{1}{4}$	44 104	$25\frac{1}{4}$	52 215	$29\frac{1}{4}$	60 326
$21\frac{1}{2}$	44 357	$25\frac{1}{2}$	52 468	$29\frac{1}{2}$	60 579
22	44 611	26	52 722	30	60 832
$22\frac{1}{4}$	44 864	$26\frac{1}{4}$	52 975	$30\frac{1}{4}$	61 085
$22\frac{1}{2}$	45 118	$26\frac{1}{2}$	53 229	$30\frac{1}{2}$	61 339
$22\frac{3}{4}$	45 371	$26\frac{3}{4}$	53 482	$30\frac{3}{4}$	61 592
$22\frac{1}{2}$	45 625	$26\frac{1}{2}$	53 736	$30\frac{1}{2}$	61 846
$22\frac{3}{4}$	45 878	$26\frac{3}{4}$	53 989	$30\frac{3}{4}$	62 099
$22\frac{1}{4}$	46 131	$26\frac{1}{4}$	54 243	$30\frac{1}{4}$	62 353
$22\frac{1}{2}$	46 385	$26\frac{1}{2}$	54 496	$30\frac{1}{2}$	62 606
23	46 638	27	54 75	31	62 86
$23\frac{1}{4}$	46 892	$27\frac{1}{4}$	55 002	$31\frac{1}{4}$	63 113
$23\frac{1}{2}$	47 145	$27\frac{1}{2}$	55 256	$31\frac{1}{2}$	63 367
$23\frac{3}{4}$	47 399	$27\frac{3}{4}$	55 509	$31\frac{3}{4}$	63 620
$23\frac{1}{2}$	47 652	$27\frac{1}{2}$	55 763	$31\frac{1}{2}$	63 874
$23\frac{3}{4}$	47 906	$27\frac{3}{4}$	56 016	$31\frac{3}{4}$	64 127
$23\frac{1}{4}$	48 159	$27\frac{1}{4}$	56 27	$31\frac{1}{4}$	64 381
$23\frac{1}{2}$	48 413	$27\frac{1}{2}$	56 523	$31\frac{1}{2}$	64 634



PART I

CANADIAN TRADE

3-4 EDWARD VII., A. 1904

No. 1.—STATEMENT of the Values of the Imports into and Exports from Canada, Bullion, with the Customs Duties collected during each

Years.	IMPORTS.				EXPORTS.			
	Merchandise.		Coin and Bullion.	Totals.	Merchandise.		Coin and Bullion.	Totals.
	Dutiable.	Free.			Home Produce.	Foreign Produce.		
	§	§	§	§	§	§	§	§
1868	45,250,395	23,314,102	4,895,147	73,459,644	48,504,899	4,196,821	4,866,168	57,567,888
1869	44,081,563	22,086,373	4,247,229	70,415,165	52,400,772	3,855,801	4,218,208	60,474,781
1870	48,665,547	21,813,263	4,335,529	74,814,339	59,043,590	6,527,622	8,002,278	73,573,490
1871	70,295,223	23,064,654	2,733,094	96,092,971	57,630,024	9,853,244	6,690,350	74,173,618
1872	72,137,423	36,519,355	2,753,749	111,430,527	65,831,083	12,798,182	4,010,398	82,639,663
1873	74,217,954	50,787,862	3,005,465	128,011,281	76,538,025	9,405,910	3,845,987	89,789,922
1874	77,070,460	46,919,840	4,223,282	128,213,582	76,741,997	10,614,096	1,995,835	89,351,928
1875	81,504,477	39,355,717	2,210,089	123,070,283	69,709,823	7,137,319	1,039,837	77,886,979
1876	58,794,777	32,195,458	2,220,111	93,210,346	72,491,437	7,234,961	1,240,037	80,966,435
1877	63,986,376	33,167,497	2,174,089	99,327,962	68,030,546	7,111,108	733,739	75,875,393
1878	61,700,190	30,577,871	803,726	93,081,787	67,989,800	11,164,878	168,989	79,323,667
1879	57,052,042	23,273,296	1,639,689	81,964,427	62,431,025	8,355,644	704,586	71,491,255
1880	68,895,483	15,712,457	1,881,897	86,489,747	72,899,697	13,210,006	1,771,755	87,911,458
1881	85,516,908	18,690,657	1,123,275	105,330,840	83,944,791	13,375,117	971,005	98,290,823
1882	93,339,930	24,575,827	1,503,743	119,419,500	94,137,657	7,628,453	371,693	102,137,203
1883	100,827,816	30,150,683	1,275,523	132,254,022	87,702,431	9,751,773	631,600	98,085,804
1884	88,349,492	25,839,885	2,207,666	116,397,943	79,833,098	9,389,106	2,184,292	91,406,496
1885	79,614,108	26,373,134	2,954,244	108,941,486	79,131,735	8,079,646	2,026,980	89,238,361
1886	75,536,758	25,277,246	3,610,557	104,424,561	77,756,794	7,438,979	56,531	85,251,314
1887	85,479,400	26,880,618	532,218	112,892,236	80,960,969	8,549,333	5,569	89,515,811
1888	77,784,037	30,935,121	2,175,472	110,894,630	81,382,072	8,803,394	17,534	90,203,090
1889	80,059,966	34,589,714	575,251	115,224,931	80,272,456	6,938,455	1,978,256	89,189,167
1890	86,258,633	34,516,597	1,083,011	121,858,241	85,257,586	9,051,781	2,439,782	96,749,149
1891	81,286,372	36,870,096	1,811,170	119,967,638	88,671,738	8,798,631	946,927	98,417,296
1892	81,190,844	44,396,694	1,818,530	127,406,068	99,032,466	13,121,791	1,869,118	113,963,375
1893	77,378,091	45,161,977	6,534,200	129,074,268	105,488,798	8,941,856	4,133,698	118,564,352
1894	73,341,506	46,110,362	4,023,072	123,474,940	103,851,764	11,833,805	1,839,380	117,524,949
1895	64,064,587	42,140,475	4,576,620	110,781,682	102,828,441	6,485,043	4,325,319	113,638,803
1896	74,259,940	38,525,249	5,226,319	118,011,508	109,707,805	6,606,738	4,699,309	121,013,852
1897	74,108,590	40,433,825	4,676,194	119,218,609	123,632,540	10,825,163	3,492,550	137,950,253
1898	84,111,104	51,791,105	4,390,844	140,323,053	144,548,662	14,980,883	4,623,138	164,152,683
1899	98,349,633	59,709,541	4,705,134	162,764,308	137,360,792	17,520,088	4,016,025	158,896,905
1900	112,943,896	68,381,179	8,297,438	189,622,513	168,972,301	14,265,254	8,657,168	191,894,723
1901	115,574,658	71,303,573	3,537,294	190,415,525	† 177,431,386	17,077,757	1,978,489	† 196,487,632
1902	127,955,281	78,003,472	6,311,405	212,270,158	† 196,019,763	13,951,191	1,669,422	† 211,640,286
1903	143,839,632	88,398,532	8,976,797	241,214,961	† 214,401,674	10,828,087	619,963	† 225,849,724

† After 1900 no estimate is made of the amount short reported in exports to United States.

SESSIONAL PAPER No. 10

and of Goods entered for Consumption distinguishing Merchandise from Coin and Fiscal Year ended June 30, 1868 to 1903.

Duty Collected.	Totals, Imports and Exports.	ENTERED FOR CONSUMPTION.					Totals, Customs Duties Collected.	Years.
		Merchandise.		Coin and Bullion.	Totals.	Duty Collected.		
		Dutiable.	Free.					
\$ cts.	\$	\$	\$	\$	\$	\$ cts.	\$ cts.	
17,985 81	131,027,532	43,655,696	23,434,463	4,895,147	71,985,306	8,801,445 82	8,819,431 63	1868
14,402 67	130,889,946	41,069,342	22,085,599	4,247,229	67,402,170	8,284,507 04	8,298,909 71	1869
37,912 28	148,587,829	45,127,422	21,774,652	4,335,529	71,237,603	9,425,028 16	9,462,940 44	1870
36,065 90	170,266,589	60,094,362	24,120,026	2,733,094	86,947,482	11,807,589 85	11,843,655 75	1871
24,809 03	194,070,190	68,276,157	36,679,210	2,753,749	107,709,116	13,020,684 47	13,045,493 50	1872
20,152 14	217,801,203	71,198,176	53,310,953	3,005,465	127,514,594	12,997,578 03	13,017,730 17	1873
14,564 90	217,565,510	76,232,530	46,948,357	4,223,282	127,404,169	14,407,317 77	14,421,882 67	1874
7,242 85	200,957,262	78,138,511	39,270,057	2,210,089	119,618,657	15,354,139 27	15,361,382 12	1875
4,500 02	174,176,781	60,238,297	32,274,810	2,220,111	94,733,218	12,828,614 46	12,833,114 48	1876
4,102 71	175,203,355	60,916,770	33,209,624	2,174,089	96,300,483	12,544,348 38	12,548,451 09	1877
4,160 95	172,405,454	59,773,039	30,622,812	803,726	91,199,577	12,791,532 22	12,795,693 17	1878
4,271 69	153,455,682	55,426,836	23,275,683	1,639,089	80,341,608	12,935,268 97	12,939,540 66	1879
8,895 83	174,401,205	54,182,967	15,717,575	1,881,807	71,782,349	14,129,953 39	14,138,849 22	1880
8,140 86	203,621,663	71,620,725	18,867,604	1,123,275	91,611,604	18,492,645 11	18,500,785 97	1881
8,809 80	221,556,703	85,757,433	25,387,751	1,503,743	112,648,927	21,700,027 63	21,708,837 43	1882
9,755 68	230,339,826	91,588,339	30,273,157	1,275,523	123,137,019	23,162,553 29	23,172,308 97	1883
8,515 42	207,803,539	80,010,498	25,962,480	2,207,666	108,180,644	20,156,447 95	20,164,963 37	1884
12,305 44	198,179,847	73,269,618	26,486,157	2,954,244	102,710,019	19,121,253 55	19,133,558 99	1885
20,726 07	189,675,875	70,658,819	25,333,318	3,610,557	99,602,694	19,427,397 63	19,448,123 70	1886
31,397 10	202,408,047	78,120,679	26,986,531	532,218	105,639,428	22,438,308 73	22,469,705 83	1887
21,772 41	201,097,630	69,645,824	31,025,804	2,175,472	102,847,100	22,187,869 12	22,209,641 53	1888
42,206 67	204,114,098	74,475,139	34,623,957	575,251	109,673,447	23,742,316 56	23,784,523 23	1889
93,674 32	218,607,390	77,106,286	34,576,287	1,083,011	112,765,584	23,921,233 75	24,014,908 07	1890
64,803 41	218,384,934	74,536,036	36,997,918	1,811,170	113,345,124	23,416,265 72	23,481,069 13	1891
108 00	241,369,443	69,160,737	45,999,676	1,818,530	116,978,943	20,550,473 53	20,550,581 53	1892
.....	247,638,620	69,873,571	45,297,259	6,534,200	121,765,030	21,161,710 93	21,161,710 93	1893
.....	240,999,889	62,779,182	46,291,729	4,023,072	113,093,983	19,379,822 32	19,379,822 32	1894
.....	224,420,485	58,557,655	42,118,236	4,576,620	105,252,541	17,887,269 47	17,887,269 47	1895
.....	239,025,360	67,239,759	38,121,402	5,226,319	110,587,480	20,219,037 32	20,219,037 32	1896
.....	257,168,862	66,220,765	40,397,062	4,676,194	111,294,021	19,891,996 77	19,891,996 77	1897
.....	304,475,736	74,625,088	51,682,974	4,390,844	130,698,006	22,157,788 49	22,157,788 49	1898
.....	321,661,215	89,433,172	59,913,287	4,705,134	154,051,593	25,734,228 75	25,734,228 75	1899
.....	381,517,236	104,346,795	68,160,983	8,297,438	180,804,316	28,889,110 13	28,889,110 13	1900
.....	438,903,157	105,969,756	71,730,938	3,537,294	181,237,988	29,106,979 89	29,106,979 89	1901
.....	423,910,444	118,657,496	77,822,694	6,311,405	202,791,595	32,425,532 31	32,425,532 31	1902
.....	467,064,685	136,796,065	88,017,654	8,976,797	233,790,516	37,110,354 59	37,110,354 59	1903

3-4 EDWARD VII., A. 1904

No. 2.—STATEMENT (by Classes) of the Values of the Exports of Canada

Years.	THE MINE.			THE FISHERIES.			THE FOREST.	
	Home Produce.	Foreign Produce.	Totals.	Home Produce.	Foreign Produce.	Totals.	Home Produce.	Foreign Produce.
	§	§	§	§	§	§	§	§
1868	1,276,129	*	1,276,129	3,357,510	*	3,357,510	18,742,625	*
1869	1,941,485	*	1,941,485	2,242,710	*	2,242,710	20,423,882	*
1870	2,192,541	*	2,192,541	3,608,549	*	3,608,549	21,533,300	*
1871	2,841,124	*	2,841,124	3,994,275	*	3,994,275	23,063,223	*
1872	4,779,594	*	4,779,594	4,386,214	*	4,386,214	24,459,577	*
1873	5,853,860	*	5,853,860	4,779,277	*	4,779,277	29,298,917	*
1874	3,760,835	*	3,760,835	5,292,368	*	5,292,368	27,237,779	*
1875	3,643,398	*	3,643,398	5,380,527	*	5,380,527	25,070,410	*
1876	3,731,827	55,975	3,787,802	5,500,989	232	5,501,221	20,333,230	209,405
1877	3,644,040	54,918	3,698,958	5,874,360	5,874,360	23,010,249	655,338
1878	2,816,347	53,016	2,869,363	6,853,975	75,391	6,929,366	19,511,575	543,254
1879	3,082,900	104,822	3,187,722	6,928,871	143,332	7,072,203	13,261,459	535,800
1880	2,877,351	104,262	2,981,613	6,579,656	73,691	6,653,347	16,854,597	812,186
1881	2,767,829	148,425	2,916,254	6,867,715	31,169	6,898,884	24,960,012	749,836
1882	3,013,573	127,608	3,141,181	7,682,079	15,529	7,697,608	23,991,955	971,597
1883	2,970,886	135,944	3,106,830	8,809,118	47,898	8,856,926	25,370,726	1,277,715
1884	3,247,092	195,399	3,442,491	8,591,654	17,687	8,609,341	25,811,157	1,484,926
1885	3,639,537	196,933	3,836,470	7,960,001	16,312	7,976,313	20,989,708	1,383,597
1886	3,951,147	196,140	4,147,287	6,843,388	25,645	6,869,033	21,034,611	1,830,476
1887	3,865,959	304,649	4,110,608	6,875,810	101,864	6,977,674	20,484,746	1,763,737
1888	4,110,937	228,551	4,339,488	7,793,183	77,922	7,871,105	21,302,514	1,577,477
1889	4,419,179	254,033	4,673,293	7,212,298	117,527	7,329,735	23,043,007	1,426,249
1890	4,855,757	270,374	5,126,131	8,461,906	62,602	8,524,508	26,179,136	1,110,128
1891	5,784,143	193,593	5,977,736	9,715,401	181,132	9,896,533	24,282,015	1,583,853
1892	5,906,471	236,697	6,143,168	9,675,398	268,712	9,944,110	22,281,744	1,351,931
1893	5,329,890	295,636	5,625,526	8,743,050	198,307	8,941,357	26,359,910	1,272,881
1894	5,801,009	254,885	6,055,894	11,102,692	309,589	11,412,281	26,355,448	149,308
1895	6,983,227	231,439	7,214,666	10,692,247	165,009	10,857,256	23,891,166	238,033
1896	8,059,650	342,110	8,401,760	11,077,765	105,933	11,183,698	27,175,686	149,208
1897	11,298,915	251,172	11,550,087	10,314,323	254,765	10,569,088	31,258,729	173,565
1898	14,463,256	230,793	14,694,054	10,841,661	132,316	10,973,977	26,511,539	531,533
1899	13,368,150	200,435	13,568,585	9,909,662	41,642	9,951,304	28,021,529	92,766
1900	24,580,266	198,073	24,778,339	11,169,083	55,783	11,224,866	29,663,668	290,421
1901	40,367,683	163,631	40,531,314	10,720,352	10,647	10,730,999	30,069,857	266,323
1902	34,947,574	143,654	35,091,228	14,143,294	43,776	14,187,070	32,119,429	11,484
1903	31,064,861	170,304	31,235,165	11,800,184	26,462	11,826,646	36,386,015	45,099

* Not separately stated prior to 1876.

SESSIONAL PAPER No. 10

during the Fiscal Year ended June 30, 1868 to 1903.

ANIMALS AND THEIR PRODUCE.				AGRICULTURAL PRODUCTS.				Year.
Totals.	Home Produce.	Foreign Produce.	Totals.	Home Produce.	Foreign Produce.	Totals.		
\$	\$	\$	\$	\$	\$	\$		
18,742,625	6,893,167	*	6,893,167	12,871,055	*	12,871,055	1868	
20,423,882	8,769,407	*	8,769,407	12,182,702	*	12,182,702	1869	
21,533,300	12,138,161	*	13,138,161	13,676,619	*	13,676,619	1870	
23,063,223	12,608,506	*	12,608,506	9,853,924	*	9,853,924	1871	
24,459,877	12,706,967	*	12,706,967	13,378,891	*	13,378,891	1872	
29,298,917	14,243,017	*	14,243,017	14,995,340	*	14,995,340	1873	
27,237,779	14,679,169	*	14,679,169	19,590,142	*	19,590,142	1874	
25,070,410	12,700,507	*	12,700,507	17,258,358	*	17,258,358	1875	
26,542,635	13,614,569	1,036,599	14,645,168	21,139,665	5,169,024	26,308,689	1876	
23,665,587	14,220,617	1,140,434	15,361,051	14,689,376	4,590,350	19,279,726	1877	
20,064,829	14,019,857	557,229	14,577,086	18,008,754	9,272,335	27,281,089	1878	
13,797,259	14,100,604	636,789	14,737,393	19,628,461	6,342,423	25,970,887	1879	
17,666,693	17,607,577	896,432	18,504,009	22,294,328	9,992,800	32,287,128	1880	
25,709,848	21,360,219	1,305,391	22,665,610	21,268,327	10,025,800	31,294,127	1881	
24,962,652	20,454,759	951,046	21,405,805	31,935,712	4,553,986	35,589,698	1882	
26,648,441	20,284,343	881,075	21,165,418	22,818,519	6,696,514	29,515,033	1883	
27,296,083	22,946,108	1,206,076	24,152,184	12,397,843	5,758,217	18,156,060	1884	
22,373,305	25,337,104	1,166,890	26,503,994	14,518,293	4,602,073	19,120,366	1885	
22,865,087	22,065,433	1,012,080	23,077,513	17,652,779	3,789,038	21,441,817	1886	
22,248,483	24,246,937	825,602	25,072,539	18,826,235	4,892,913	23,719,148	1887	
22,880,291	24,719,297	901,072	25,620,369	15,436,360	5,439,075	20,875,435	1888	
24,469,256	23,894,707	799,246	24,693,953	13,414,111	3,778,038	17,192,149	1889	
27,289,264	25,106,995	1,523,677	26,630,672	11,908,030	5,337,545	17,245,575	1890	
25,865,868	25,967,741	1,280,525	27,248,266	13,666,858	4,634,294	18,301,152	1891	
23,633,675	28,594,850	1,468,927	30,063,777	22,113,284	8,704,122	30,817,406	1892	
27,632,791	31,736,499	1,039,380	32,775,879	22,049,490	5,043,705	27,093,195	1893	
26,504,756	31,881,973	1,164,494	33,046,467	17,677,649	9,079,697	26,757,346	1894	
24,129,199	34,387,770	1,268,624	35,656,394	15,719,128	3,273,375	18,992,503	1895	
27,324,894	36,507,641	896,755	37,404,396	14,083,361	3,590,650	17,674,011	1896	
31,432,294	39,245,252	1,123,008	40,368,260	17,982,646	7,711,621	25,694,267	1897	
27,043,072	44,301,470	1,834,668	46,136,138	33,063,285	10,664,494	43,727,779	1898	
28,114,295	46,743,130	1,281,684	48,024,814	22,952,915	14,448,999	37,401,914	1899	
29,954,089	56,148,807	1,147,860	57,296,667	27,516,609	10,953,352	38,469,961	1900	
30,276,180	55,495,311	803,971	56,299,282	24,781,486	13,786,566	38,568,052	1901	
32,130,913	59,161,209	668,943	59,830,152	37,152,688	10,389,155	47,541,843	1902	
36,431,114	69,817,542	649,077	70,466,619	44,624,321	6,948,568	51,572,889	1903	

3-4 EDWARD VII., A. 1904

No. 2.—STATEMENT (by Classes) of the Values of the Exports of Canada

Years.	MANUFACTURES.			MISCELLANEOUS.			TOTALS.	
	Home Produce.	Foreign Produce.	Totals.	Home Produce.	Foreign Produce.	Totals.	Home Produce.	Foreign Produce.
	\$	\$	\$	\$	\$	\$	\$	\$
1868	2,100,411	†	2,100,411	302,280	†	302,280	45,543,177	4,196,821
1869	2,412,559	†	2,412,559	350,559	†	350,559	49,323,304	3,855,801
1870	2,560,370	†	2,560,370	371,652	†	371,652	56,081,192	6,527,622
1871	2,432,750	†	2,432,750	387,554	†	387,554	55,181,356	9,853,244
1872	2,716,499	†	2,716,499	515,985	†	515,985	62,944,027	12,798,182
1873	3,609,903	†	3,609,903	465,292	†	465,292	73,245,606	9,405,910
1874	2,946,655	†	2,946,655	419,800	†	419,800	73,926,748	10,614,096
1875	3,028,512	†	3,028,512	409,181	†	409,181	67,490,893	7,137,319
1876	5,148,201	619,546	5,767,747	393,368	150,180	543,548	69,861,849	7,234,961
1877	4,105,422	576,337	4,681,759	320,816	93,731	414,547	65,864,880	7,111,108
1878	4,127,755	588,021	4,715,776	401,871	75,632	477,503	65,740,134	11,164,878
1879	2,700,281	528,480	3,228,761	386,999	63,998	450,997	60,089,578	8,355,644
1880	3,242,617	1,241,594	4,484,211	640,155	119,041	759,196	70,096,191	13,240,006
1881	3,075,095	968,028	4,043,123	622,182	146,468	768,650	80,921,379	13,375,117
1882	3,329,598	934,556	4,264,154	535,935	73,831	609,766	90,042,711	7,628,453
1883	3,503,220	611,204	4,114,424	528,895	101,513	630,408	84,285,707	9,751,773
1884	3,577,535	599,611	4,177,146	560,690	127,190	687,880	77,132,079	9,389,106
1885	3,181,501	612,728	3,794,229	557,374	101,113	658,487	76,183,518	8,079,646
1886	2,824,137	482,250	3,306,387	604,011	102,450	706,461	74,975,506	7,438,079
1887	3,079,972	427,632	3,507,604	644,361	232,936	877,297	77,964,020	8,549,333
1888	4,161,282	455,671	4,616,953	773,877	123,626	897,503	78,297,750	8,803,394
1889	4,434,949	464,139	4,899,088	783,652	99,223	882,875	77,201,804	6,938,455
1890	5,741,184	646,880	6,388,064	82,506	100,575	183,081	82,335,514	9,051,781
1891	6,296,249	689,212	6,985,461	45,337	236,022	281,359	85,757,744	8,798,631
1892	7,040,988	699,867	7,740,855	71,518	391,535	463,053	95,684,253	13,121,791
1893	7,693,959	793,312	8,487,271	93,692	298,635	392,327	102,006,490	8,941,856
1894	7,692,755	643,557	8,336,312	75,327	232,275	307,602	100,586,853	11,833,805
1895	7,768,875	1,090,727	8,859,602	85,938	217,836	303,774	99,528,351	6,485,043
1896	9,365,384	857,493	10,222,877	109,265	364,589	473,854	106,378,752	6,606,738
1897	9,522,014	778,330	10,300,344	63,531	532,702	596,233	119,685,410	10,825,163
1898	10,678,316	1,192,535	11,870,851	61,405	394,539	455,944	139,920,932	14,908,883
1899	11,706,707	1,117,265	12,823,972	99,169	337,297	436,466	132,801,262	17,520,088
1900	14,224,287	1,287,294	15,511,581	208,070	332,471	540,541	163,510,790	14,265,254
1901	16,012,208	1,739,142	17,751,350	44,489	307,477	351,966	177,431,386	17,077,757
1902	18,462,970	2,372,438	20,835,408	32,599	321,651	354,250	196,019,763	13,951,101
1903	20,624,967	2,255,209	22,880,176	83,784	733,368	817,152	214,401,674	10,828,087

† Not separately stated prior to 1876.

* After 1900 no estimate is made of the amount short reported in exports to United States.

SESSIONAL PAPER No. 10

during the Fiscal Years ended June 30, 1868 to 1903—*Concluded.*

Totals.	Estimated Short Reported.	COIN AND BULLION.			GRAND TOTAL EXPORTS.			Years.
		Home Produce.	Foreign Produce.	Totals.	Home Produce.	Foreign Produce.	Totals.	
\$	\$	\$	\$	\$	\$	\$	\$	
49,739,998	2,961,722	4,866,168	4,866,168	53,371,067	4,196,821	57,567,888	1868
53,179,105	3,077,468	4,218,208	4,218,208	56,618,980	3,855,801	60,474,781	1869
62,608,814	2,962,398	8,002,278	8,002,278	67,045,868	6,527,622	73,573,490	1870
65,034,600	2,448,668	6,690,350	6,690,350	64,320,374	9,853,244	74,173,618	1871
75,742,209	2,887,056	4,010,398	4,010,398	69,841,481	12,798,182	82,639,663	1872
82,651,516	3,292,419	3,845,987	3,845,987	80,384,012	9,405,910	89,789,922	1873
84,540,844	2,815,249	1,995,835	1,995,835	78,737,832	10,614,096	89,351,928	1874
74,628,212	2,218,930	1,039,837	1,039,837	70,749,660	7,137,319	77,886,979	1875
77,096,810	2,629,588	1,240,037	1,240,037	73,731,474	7,234,961	80,966,435	1876
72,975,988	2,165,666	733,739	733,739	68,030,546	7,844,847	75,875,393	1877
76,905,012	2,249,666	168,989	168,989	67,989,800	11,333,867	79,323,667	1878
68,445,222	2,341,147	704,586	704,586	62,431,025	9,060,230	71,491,255	1879
83,336,197	2,803,506	1,771,755	1,771,755	72,899,697	15,011,761	87,911,458	1880
94,296,496	3,023,322	971,005	971,005	83,944,701	14,346,122	98,290,823	1881
97,671,164	4,094,946	371,093	371,093	94,137,657	7,999,546	102,137,203	1882
94,037,480	3,416,724	631,600	631,600	87,702,431	10,383,373	98,085,804	1883
86,521,185	2,701,019	2,184,292	2,184,292	79,833,098	11,573,398	91,406,496	1884
84,263,164	2,948,217	2,026,980	2,026,980	79,131,735	10,196,626	89,328,361	1885
82,413,585	2,781,198	56,531	56,531	77,756,704	7,494,610	85,251,314	1886
86,513,353	2,996,889	5,569	5,569	80,960,909	8,554,902	89,515,811	1887
87,101,144	3,084,322	17,534	17,534	81,382,072	8,820,928	90,203,000	1888
84,140,259	3,070,652	1,978,256	1,978,256	80,272,456	8,916,711	89,189,167	1889
91,387,295	2,922,072	2,439,782	2,439,782	85,257,586	11,491,563	96,749,149	1890
94,556,375	2,913,994	129,328	817,599	946,927	88,801,666	9,616,230	98,417,296	1891
108,806,044	3,348,213	306,447	1,502,671	1,809,118	99,338,913	14,624,462	113,963,375	1892
110,948,346	3,482,308	309,459	3,824,239	4,133,698	105,798,257	12,766,095	118,564,352	1893
112,420,658	3,264,911	310,006	1,529,374	1,839,380	104,161,770	13,363,179	117,524,949	1894
106,013,394	3,300,090	256,571	4,068,748	4,325,319	103,085,012	10,553,791	113,638,803	1895
112,985,490	3,329,053	207,532	4,491,777	4,699,309	109,915,337	11,098,515	121,013,852	1896
130,510,573	3,947,130	327,298	3,165,252	3,492,550	123,959,838	13,990,415	137,950,253	1897
154,901,815	4,627,730	1,045,723	3,577,415	4,623,138	145,594,385	18,558,298	164,152,683	1898
150,321,350	4,559,530	1,101,245	2,914,780	4,016,025	138,462,037	20,434,868	158,896,905	1899
177,776,044	5,461,511	1,670,068	6,987,100	8,657,168	170,642,369	21,252,354	191,894,723	1900
194,509,143	*	1,978,489	1,978,489	177,431,386	19,056,246	*196,487,632	1901
209,970,864	*	1,669,422	1,669,422	196,019,763	15,620,523	*211,640,286	1902
225,229,761	*	619,963	619,963	214,401,674	11,448,050	*225,849,724	1903

3-4 EDWARD VII., A. 1904

No. 3.—STATEMENT (by Classes) of the Values of the Exports of Canada (Home case the portion sent to Great Britain,

EXPORTS. THE PRO

YEARS.	THE MINE.				THE FISHERIES.			
	G. B.	U. S.	G. C.	Totals.	G. B.	U. S.	O. C.	Totals.
	§	§	§	§	§	§	§	§
1868	421,003	733,980	121,056	1,276,129	226,915	926,792	2,203,803	3,357,510
1869	735,573	1,096,536	109,376	1,941,485	236,249	1,085,611	1,920,850	3,242,710
1870	842,339	1,182,443	167,759	2,192,541	321,028	943,188	2,344,333	3,608,549
1871	705,840	2,011,831	123,453	2,841,124	348,639	897,546	2,748,090	3,994,275
1872	665,479	3,968,824	145,291	4,779,594	379,869	851,612	3,154,733	4,386,214
1873	1,013,945	4,537,005	302,910	5,853,860	483,157	1,336,398	2,959,722	4,779,277
1874	371,869	3,100,901	288,065	3,760,835	700,813	1,616,663	2,974,892	5,292,368
1875	157,014	3,214,130	272,254	3,643,398	652,870	1,644,826	3,082,831	5,380,527
1876	362,889	3,167,912	201,026	3,731,827	687,101	1,475,319	3,238,569	5,500,989
1877	1,061,201	2,413,525	169,314	3,644,040	808,330	1,317,917	3,748,113	5,874,360
1878	142,374	2,472,979	200,994	2,816,347	1,043,539	2,367,007	3,443,429	6,853,975
1879	265,305	2,636,334	181,261	3,082,900	1,494,846	1,899,190	3,534,885	6,928,871
1880	216,867	2,495,624	164,860	2,877,351	1,154,245	1,738,870	3,686,541	6,579,656
1881	253,652	2,346,529	167,648	2,767,829	1,562,802	2,241,585	3,063,328	6,867,715
1882	311,456	2,418,021	284,066	3,013,573	2,129,982	2,441,264	3,110,893	7,682,079
1883	309,794	2,332,051	329,041	2,970,886	2,337,072	3,186,218	3,285,828	8,809,118
1884	519,672	2,505,501	221,919	3,247,092	1,621,816	3,598,216	3,371,622	8,591,654
1885	485,408	2,898,518	255,611	3,639,537	1,543,014	3,560,731	2,856,256	7,960,001
1886	589,832	3,115,696	245,619	3,951,147	1,586,771	2,587,548	2,669,069	6,843,388
1887	477,722	3,085,431	242,806	3,805,959	1,704,190	2,717,509	2,454,111	6,875,810
1888	478,260	3,341,308	291,369	4,110,937	1,544,901	3,123,853	3,124,429	7,793,183
1889	422,355	3,753,351	243,464	4,419,170	1,249,928	2,839,980	3,122,300	7,212,208
1890	630,815	3,963,257	261,685	4,855,757	2,707,422	2,850,528	2,903,956	8,461,906
1891	851,794	4,600,800	331,549	5,784,143	2,747,882	3,807,786	3,159,733	9,715,401
1892	683,094	4,806,483	416,894	5,906,471	3,006,810	3,452,036	3,216,532	9,675,398
1893	244,560	4,756,280	329,050	5,329,890	2,347,076	3,503,904	2,892,070	8,743,050
1894	257,613	5,130,186	413,210	5,801,009	4,586,715	3,260,677	3,255,300	11,102,692
1895	388,407	6,271,397	323,423	6,983,227	4,143,994	3,025,171	3,523,082	10,692,247
1896	175,512	7,437,814	446,324	8,059,650	4,462,902	3,301,671	3,314,092	11,077,765
1897	354,769	10,533,581	410,565	11,298,915	4,366,081	2,998,655	2,949,587	10,314,323
1898	212,304	13,838,831	412,121	14,463,256	4,822,688	2,979,404	3,039,569	10,841,661
1899	151,151	12,683,332	530,667	13,368,150	3,610,972	3,179,751	3,118,939	9,909,662
1900	193,746	23,698,606	687,914	24,580,266	4,071,136	3,688,935	3,409,012	11,169,083
1901	877,880	38,355,930	1,133,873	40,367,683	3,113,306	4,224,948	3,382,098	10,720,352
1902	802,842	33,145,856	998,876	34,947,574	6,374,877	4,184,403	3,584,014	14,143,294
1903	597,130	29,546,605	921,126	31,064,861	3,964,793	3,760,266	4,135,125	11,800,184

SESSIONAL PAPER No. 10

(Produce) during the Fiscal Years ended June 30, 1868 to 1903, showing in each the United States and other Countries.

DUCE OF CANADA.

THE FOREST.				ANIMALS AND THEIR PRODUCE.				YEARS.
G. B.	U. S.	O. C.	Totals.	G. B.	U. S.	O. C.	Totals.	
\$	\$	\$	\$	\$	\$	\$	\$	
9,354,244	7,842,526	1,545,855	18,742,625	2,724,017	3,794,673	374,477	6,893,167	1868
11,151,161	7,515,075	1,757,646	20,423,882	3,342,377	5,011,989	415,041	8,769,407	1869
10,600,994	8,925,122	2,007,184	21,533,300	4,345,179	7,326,764	466,218	12,138,161	1870
11,631,710	9,158,603	2,272,916	23,063,223	4,859,709	7,191,154	557,643	12,608,506	1871
12,776,984	9,215,403	2,467,490	24,459,877	6,087,792	6,103,684	515,491	12,706,967	1872
13,720,614	12,622,959	2,955,314	29,298,917	7,245,415	6,553,900	443,702	14,243,017	1873
14,928,878	9,719,946	2,588,955	27,237,779	8,559,764	5,706,366	413,039	14,679,169	1874
16,303,818	6,402,847	2,363,745	25,070,410	7,026,730	5,085,172	588,605	12,700,507	1875
14,009,090	4,793,065	1,511,075	20,333,230	7,887,627	4,896,786	830,156	13,614,569	1876
16,737,568	4,522,508	1,750,173	23,010,249	9,013,441	4,592,707	614,169	14,220,617	1877
13,271,372	4,481,053	1,759,159	19,511,575	9,060,279	4,483,106	476,472	14,019,857	1878
7,328,313	4,231,484	1,701,662	13,261,459	9,120,141	4,553,262	427,201	14,100,604	1879
8,673,336	6,532,418	1,648,753	16,854,507	11,104,223	6,016,988	486,366	17,607,577	1880
14,758,890	8,349,844	1,851,278	24,960,012	15,327,964	5,546,944	485,311	21,360,219	1881
11,349,866	10,192,933	2,448,256	23,991,055	13,365,399	6,592,068	497,292	20,454,759	1882
13,027,337	9,916,040	2,427,349	25,370,726	13,158,194	6,567,588	558,561	20,284,343	1883
13,742,663	9,883,749	2,184,745	25,811,157	16,054,004	6,367,702	524,402	22,946,108	1884
9,577,581	9,355,736	2,056,391	20,989,708	17,979,895	6,789,562	567,647	25,337,104	1885
10,899,727	8,545,406	1,589,478	21,034,611	14,814,672	6,742,789	507,972	22,065,433	1886
9,445,491	9,353,506	1,685,749	20,484,746	16,315,474	7,291,369	640,094	24,246,937	1887
8,932,177	10,622,338	1,748,299	21,302,814	16,571,072	7,595,743	552,482	24,719,297	1888
10,197,529	11,043,023	1,802,455	23,043,007	16,227,060	7,137,006	530,641	23,894,707	1889
14,098,865	10,247,640	1,832,631	26,179,136	18,578,722	5,966,474	561,799	25,106,995	1890
11,146,282	11,763,058	1,372,675	24,282,015	20,991,143	4,316,979	659,619	25,967,741	1891
9,453,768	11,472,306	1,355,670	22,281,744	24,068,081	3,935,924	590,845	28,594,850	1892
10,821,082	13,859,960	1,678,868	26,359,910	27,052,050	3,951,850	732,599	31,736,499	1893
11,475,692	13,308,196	1,571,560	26,355,448	28,986,095	2,311,104	584,774	31,881,973	1894
9,975,833	12,482,969	1,432,364	23,891,166	30,022,479	3,713,148	652,143	34,387,770	1895
12,186,806	13,528,047	1,460,833	27,175,686	32,523,071	3,341,275	643,295	36,507,641	1896
14,059,585	15,435,759	1,763,385	31,258,729	33,600,891	5,081,811	562,550	39,245,252	1897
15,638,549	9,336,252	1,536,738	26,511,539	39,737,089	4,192,943	371,438	44,301,479	1898
15,777,996	9,921,704	2,321,829	28,021,529	41,604,999	4,628,533	509,598	46,743,130	1899
15,058,036	12,805,139	1,800,493	29,663,668	49,881,630	5,326,750	940,427	56,148,807	1900
15,662,749	12,190,617	2,156,491	30,009,857	49,186,025	5,331,657	977,629	55,495,311	1901
14,154,467	15,517,528	2,447,434	32,119,429	52,687,998	5,139,262	1,333,949	59,161,209	1902
16,742,435	16,977,232	2,666,348	36,386,015	62,998,927	5,319,198	1,499,417	69,817,542	1903

3-4 EDWARD VII., A. 1904

No. 3.—STATEMENT (by Classes) of the Values of the Exports of Canada (Home case the portion sent to Great Britain,

EXPORTS, THE PRO

YEARS.	AGRICULTURAL PRODUCTS.				MANUFACTURES.			
	G. B.	U. S.	O. C.	Totals.	G. B.	U. S.	O. C.	Totals.
	\$	\$	\$	\$	\$	\$	\$	\$
1868	4,056,340	8,136,017	678,698	12,871,055	1,107,408	682,851	310,152	2,100,411
1869	3,620,584	7,912,017	650,101	12,182,702	1,385,965	720,774	305,820	2,412,559
1870	5,377,970	7,600,330	698,319	13,676,619	1,009,044	1,086,083	465,243	2,560,370
1871	3,222,931	6,022,432	608,561	9,853,924	942,127	1,091,801	398,822	2,432,750
1872	4,440,441	8,014,160	924,290	13,378,891	799,413	1,439,062	478,024	2,716,499
1873	7,455,272	6,446,374	1,093,694	14,995,340	1,428,748	1,541,698	630,457	3,609,903
1874	9,804,375	8,743,669	1,042,098	19,590,142	1,337,914	1,134,345	444,366	2,946,655
1875	8,432,963	8,012,813	812,582	17,258,358	1,571,556	986,604	470,352	3,028,512
1876	8,394,103	11,744,615	1,000,947	21,139,665	2,965,249	1,047,211	1,135,741	5,148,201
1877	5,752,550	8,038,250	898,576	14,689,376	2,098,817	988,433	1,018,172	4,105,422
1878	10,087,329	6,977,038	944,387	18,008,754	2,224,373	983,027	920,355	4,127,755
1879	10,048,632	8,591,143	988,689	19,628,464	1,107,385	881,685	711,211	2,700,281
1880	12,641,961	8,086,795	1,565,572	22,294,328	1,386,746	1,283,342	572,529	3,242,617
1881	9,490,890	10,631,374	1,146,063	21,268,327	1,211,915	1,310,557	552,623	3,075,095
1882	11,244,152	18,189,118	1,602,442	31,035,712	1,398,147	1,339,614	591,837	3,329,598
1883	9,474,740	11,989,280	1,354,499	22,818,519	1,211,189	1,603,274	688,757	3,503,220
1884	3,990,127	7,503,111	904,605	12,397,843	1,443,630	1,265,652	868,253	3,577,535
1885	5,502,763	8,392,341	623,189	14,518,293	1,335,706	1,133,741	710,054	3,181,501
1886	7,729,264	8,752,994	1,170,521	17,652,779	1,626,861	1,207,356	589,920	2,824,137
1887	9,438,408	7,966,248	1,421,579	18,826,235	1,270,162	1,289,052	520,758	3,079,972
1888	4,292,640	10,306,278	837,442	15,436,360	1,762,894	1,632,025	766,363	4,161,282
1889	3,674,055	9,125,707	614,349	13,414,111	1,679,359	1,822,948	932,642	4,434,949
1890	3,661,826	7,519,253	726,951	11,908,030	1,816,147	2,667,282	1,257,755	5,741,184
1891	5,254,028	7,291,246	1,121,584	13,666,858	2,252,295	3,006,423	1,037,531	6,296,249
1892	15,119,780	4,573,779	2,419,725	22,113,284	2,617,472	3,006,708	1,416,808	7,040,988
1893	15,443,211	4,132,105	2,474,174	22,049,490	2,454,009	3,563,827	1,676,123	7,693,959
1894	12,431,275	2,784,520	2,461,854	17,677,649	3,120,614	2,418,607	2,123,534	7,692,755
1895	10,414,380	3,710,022	1,594,726	15,719,128	2,944,280	3,030,449	1,794,146	7,768,875
1896	9,551,316	3,232,793	1,299,252	14,083,361	3,799,266	3,531,239	2,034,879	9,365,384
1897	13,507,342	2,419,814	2,055,490	17,982,646	3,617,128	3,213,677	2,691,209	9,522,014
1898	27,747,140	1,133,293	4,182,852	33,063,285	4,900,806	2,829,510	2,948,000	10,678,316
1899	18,447,543	1,149,686	3,355,686	22,952,915	5,474,562	3,150,711	3,081,434	11,706,707
1900	21,674,965	2,041,110	3,800,534	27,516,609	5,625,073	4,857,413	3,741,801	14,224,287
1901	17,337,633	2,907,969	4,535,884	24,781,486	6,652,336	4,963,247	4,396,625	16,012,208
1902	27,973,503	2,555,216	6,623,969	37,152,688	7,322,602	6,024,373	5,115,995	18,462,970
1903	34,206,693	3,882,282	6,535,346	44,624,321	6,728,298	8,236,129	5,660,540	20,624,967

SESSIONAL PAPER No. 10

Produce) during the Fiscal Years ended June 30, 1868 to 1903, showing in each the United States and other Countries—*Continued.*

DUCE OF CANADA—*Continued.*

MISCELLANEOUS,				TOTAL MERCHANDISE THE PRODUCE OF CANADA.				YEARS.
G. B.	U. S.	O. C.	Totals.	G. B.	U. S.	O. C.	Totals.	
\$	\$	\$	\$	\$	\$	\$	\$	
15,791	271,007	15,482	302,280	17,905,808	22,387,846	5,249,523	45,543,177	1868
14,480	298,186	37,893	350,559	20,486,389	23,640,188	5,196,727	49,323,304	1869
16,437	335,000	20,215	371,652	22,512,991	27,398,930	6,169,271	56,081,192	1870
22,600	342,323	22,631	387,554	21,733,556	26,715,690	6,732,110	55,181,356	1871
73,807	391,691	50,487	515,985	25,223,785	29,984,440	7,735,802	62,944,027	1872
55,053	383,391	26,848	465,292	31,402,234	33,421,725	8,421,647	73,245,606	1873
35,547	358,666	25,587	419,800	35,769,190	39,380,556	7,777,002	73,926,748	1874
54,183	337,426	17,572	409,181	34,199,134	25,683,818	7,607,941	67,490,893	1875
52,946	326,242	14,180	393,368	34,379,005	27,451,150	8,031,694	69,861,849	1876
19,764	287,326	13,726	320,816	35,491,671	22,160,666	8,212,543	65,864,880	1877
31,844	367,133	2,894	401,871	35,861,110	22,131,343	7,747,681	65,740,134	1878
28,802	356,811	1,386	386,999	29,393,424	23,149,909	7,546,245	60,089,578	1879
30,653	608,668	834	640,155	35,208,031	26,762,705	8,125,455	70,096,191	1880
31,106	588,276	2,800	622,182	42,637,219	31,015,109	7,269,051	80,921,379	1881
17,811	514,680	3,444	535,935	39,816,813	41,687,638	8,538,260	90,042,711	1882
19,741	502,050	7,104	528,895	39,538,067	36,096,501	8,651,139	84,285,707	1883
38,958	507,691	14,041	560,690	37,410,870	31,631,622	8,089,587	77,132,079	1884
54,684	485,964	16,726	557,374	36,479,051	32,618,593	7,085,874	76,183,518	1885
47,136	551,503	5,372	604,011	36,694,263	31,503,292	6,777,951	74,975,506	1886
62,884	569,918	11,559	644,361	38,714,331	32,273,033	6,976,656	77,964,020	1887
66,340	701,616	5,921	773,877	33,648,284	37,323,161	7,326,305	78,297,750	1888
53,995	727,273	2,384	783,652	33,504,281	36,449,288	7,248,235	77,201,804	1889
5,352	76,773	381	82,506	41,499,149	33,291,207	7,545,158	82,335,514	1890
360	43,144	1,833	45,337	43,243,784	34,829,436	7,684,524	85,757,744	1891
50	70,621	847	71,518	54,949,055	31,317,857	9,417,341	95,684,253	1892
47,618	45,876	198	93,692	58,409,606	33,813,802	9,783,082	102,006,490	1893
20,052	54,308	967	75,327	60,878,056	29,297,598	10,411,199	100,586,853	1894
14,191	70,617	1,130	85,938	57,903,564	32,303,773	9,321,014	99,528,351	1895
19,968	87,589	1,708	109,265	62,717,941	34,460,428	9,200,383	106,378,752	1896
28,056	33,760	1,715	63,531	69,533,852	39,717,057	10,434,501	119,685,410	1897
6,443	51,562	3,400	61,405	93,065,019	34,361,795	12,494,118	139,920,932	1898
43,458	53,238	2,473	99,169	85,113,681	34,766,955	12,920,626	132,801,262	1899
58,289	117,024	32,757	208,070	96,562,875	52,534,977	14,412,938	163,510,790	1900
27,596	9,305	7,588	44,489	92,857,525	67,983,673	16,590,188	177,431,386	1901
31,056	1,146	397	32,599	109,347,345	66,567,784	20,104,634	196,019,763	1902
21,704	44,655	17,425	83,784	125,199,980	67,766,367	21,435,327	214,401,674	1903

3-4 EDWARD VII., A. 1904

No. 3.—STATEMENT (by Classes) of the Values of the Exports of Canada (Home case the portion sent to Great Britain,

EXPORTS, THE PRO

YEARS.	ESTIMATED SHORT REPORTED.				COIN AND	
	G. B.	U. S.	O. C.	Totals.	G. B.	U. S.
	§	§	§	§	§	§
1868		2,961,722		2,961,722	889,032	3,975,189
1869		3,077,468		3,077,468	12,486	4,205,722
1870		2,962,398		2,962,398	1,134,784	6,867,494
1871		2,448,668		2,448,668	2,576,738	4,113,612
1872		2,887,056		2,887,056	5,355	3,388,765
1873		3,292,419		3,292,419		3,740,957
1874		2,815,249		2,815,249	67,652	1,928,183
1875		2,218,930		2,218,930		1,039,837
1876		2,629,588		2,629,588	38,017	1,202,020
1877		2,165,666		2,165,666		
1878		2,249,666		2,249,666		
1879		2,341,447		2,341,447		
1880		2,803,506		2,803,506		
1881		3,023,322		3,023,322		
1882		4,094,946		4,094,046		
1883		3,416,724		3,416,724		
1884		2,701,019		2,701,019		
1885		2,948,217		2,948,217		
1886		2,781,198		2,781,198		
1887		2,996,889		2,996,889		
1888		3,084,322		3,084,322		
1889		3,070,652		3,070,652		
1890		2,922,072		2,922,072		
1891		2,913,994		2,913,994		129,328
1892		3,348,213		3,348,213		306,447
1893		3,482,308		3,482,308		309,459
1894		3,264,911		3,264,911		310,006
1895		3,300,090		3,300,090		256,571
1896		3,329,053		3,329,053	1,000	206,447
1897		3,947,130		3,947,130		327,298
1898		4,627,730		4,627,730		1,045,723
1899		4,559,530		4,559,530	874	1,100,371
1900		5,461,511		5,461,511		1,670,068
1901		†		†		
1902		†		†		
1903		†		†		

* Includes exports Manitoba for only three months ended June 30, 1871.

SESSIONAL PAPER No. 10

Produce) during the Fiscal Years ended June 30, 1868 to 1903, showing in each the United States and other Countries—*Concluded*.

DUCE OF CANADA—*Concluded*.

BILLION.		GRAND TOTAL EXPORTS—THE PRODUCE OF CANADA.				YEARS.
O. C.	Totals.	G. B.	U. S.	O. C.	Totals.	
\$	\$	\$	\$	\$	\$	
1,947	4,866,168	18,794,840	29,324,757	5,251,470	53,371,067	1868
.....	4,218,208	20,498,875	30,924,378	5,196,727	56,618,980	1869
.....	8,002,278	23,647,775	37,228,822	6,169,271	67,045,868	1870
.....	6,690,350	*24,310,294	*33,277,970	*6,732,110	*64,320,374	1871
616,278	4,010,398	25,229,140	36,260,261	8,352,080	69,841,481	1872
105,030	3,845,987	31,402,234	40,455,101	8,526,677	80,384,012	1873
.....	1,995,835	35,836,842	35,123,988	7,777,002	78,737,832	1874
.....	1,039,837	34,199,134	28,942,585	7,607,941	76,749,660	1875
.....	1,240,037	34,417,022	31,282,758	8,031,694	73,731,474	1876
.....	35,491,671	24,326,332	8,212,543	68,030,546	1877
.....	35,861,110	24,381,009	7,747,681	67,989,800	1878
.....	29,393,424	25,491,356	7,546,245	62,431,025	1879
.....	35,208,631	29,566,211	8,125,455	72,899,697	1880
.....	42,637,219	34,038,431	7,269,051	83,944,701	1881
.....	39,816,813	45,782,584	8,538,260	94,137,657	1882
.....	39,538,067	39,513,225	8,651,139	87,702,431	1883
.....	37,410,870	34,332,641	8,089,587	79,833,098	1884
.....	36,479,051	35,566,810	7,085,874	79,131,735	1885
.....	36,694,263	34,284,490	6,777,951	77,756,704	1886
.....	38,714,331	35,269,922	6,976,656	80,960,909	1887
.....	33,648,284	40,407,483	7,326,305	81,382,072	1888
.....	33,504,281	39,519,940	7,248,235	80,272,456	1889
.....	41,499,149	36,213,279	7,545,158	85,257,586	1890
.....	129,328	43,243,784	37,872,758	7,684,524	88,801,066	1891
.....	306,447	54,949,055	34,972,517	9,417,341	99,338,913	1892
.....	309,459	58,409,606	37,605,569	9,783,082	105,798,257	1893
.....	310,006	60,878,056	32,872,515	10,411,199	104,161,770	1894
.....	256,571	57,903,564	35,860,434	9,321,014	103,085,012	1895
.....	\$5 207,532	62,718,941	37,995,928	9,200,468	109,915,337	1896
.....	327,298	69,533,852	43,991,485	10,434,501	123,959,838	1897
.....	1,045,723	93,065,019	40,035,248	12,494,118	145,594,385	1898
.....	1,101,245	85,114,555	40,426,856	12,920,626	138,462,037	1899
.....	1,670,068	96,562,875	59,666,556	14,412,938	170,642,369	1900
.....	92,857,525	†67,983,673	16,590,188	†177,431,386	1901
.....	109,347,345	†66,567,784	20,104,634	†196,019,763	1902
.....	125,199,980	†67,766,367	21,435,327	†214,401,674	1903

† After 1900 no estimate is made of the amount short reported in exports to United States.

3-4 EDWARD VII., A. 1904

NO. 4.—STATEMENT showing for Canada the average *ad valorem* Rates of Duty collected able and total from Great Britain and the United States for

IMPORTS ENTERED FOR CONSUMPTION, MERCHANDISE ONLY.

YEARS.	Total Imports.				Imports from Great Britain.			
	Dutiable.	Free.	Totals.	Duty Collected.	Dutiable.	Free.	Totals.	Duty Collected.
	£	£	£	£	£	£	£	£
1868..	43,655,696	23,434,463	67,090,159	8,801,446	28,284,194	9,333,131	37,617,325
1869..	41,069,342	22,085,599	63,154,941	8,284,507	28,483,645	7,013,119	35,496,764	4,799,758
1870..	45,127,422	21,774,652	66,902,074	9,425,028	30,022,948	7,514,147	37,537,095	5,037,440
1871..	60,094,362	24,120,026	84,214,388	11,807,590	39,815,550	8,682,652	48,498,202	6,544,088
1872..	68,276,157	36,679,210	104,955,367	13,020,684	48,197,337	14,011,917	62,209,254	7,908,152
1873..	71,198,176	53,310,953	124,509,129	12,997,578	47,443,203	20,553,742	67,996,945	7,392,957
1874..	76,232,530	46,948,357	123,180,887	14,497,318	47,789,220	13,558,530	61,347,750	7,867,481
1875..	78,138,511	39,270,957	117,408,568	15,354,139	49,239,119	11,107,918	60,347,067	8,881,998
1876..	60,238,297	32,274,810	92,513,107	12,815,904	32,385,482	8,100,578	40,486,060	6,075,756
1877..	60,916,770	33,209,624	94,126,394	12,511,567	32,916,776	6,414,845	39,331,621	6,377,596
1878..	59,773,039	30,622,812	90,395,851	12,791,532	32,139,783	5,112,986	37,252,769	6,445,985
1879..	55,426,836	23,275,683	78,702,519	12,933,916	27,075,637	3,892,223	30,967,860	5,561,933
1880..	54,182,967	15,717,575	69,900,542	14,129,953	28,038,118	5,726,321	33,764,439	6,737,997
1881..	71,620,725	18,867,604	90,488,329	18,492,645	35,860,461	7,024,681	42,885,142	8,772,950
1882..	85,757,433	25,387,751	111,145,184	21,700,928	41,439,739	8,896,538	50,356,268	10,011,811
1883..	91,588,339	30,273,157	121,861,496	23,162,553	40,732,476	10,947,286	51,679,762	9,897,785
1884..	80,010,498	25,962,480	105,972,978	20,156,448	32,828,307	9,096,814	41,925,121	8,001,371
1885..	73,269,618	26,486,157	99,755,775	19,121,254	30,702,359	9,329,089	40,031,448	7,617,249
1886..	70,658,819	25,333,318	95,992,137	19,427,398	30,385,797	8,647,209	39,033,006	7,817,357
1887..	78,120,679	26,986,531	105,107,210	22,438,309	35,766,273	8,975,077	44,741,350	9,318,920
1888..	69,645,824	31,025,804	100,671,628	22,187,869	30,848,116	8,319,528	39,167,644	8,972,740
1889..	74,475,139	34,623,057	109,098,196	23,734,364	32,219,807	10,031,382	42,251,189	9,450,243
1890..	77,106,286	34,576,287	111,682,573	23,914,134	33,267,721	10,009,288	43,277,009	9,576,966
1891..	74,536,936	36,997,918	111,533,954	23,393,678	31,447,660	10,571,283	42,018,943	9,114,272
1892..	69,160,737	45,999,676	115,160,413	20,529,750	30,831,809	10,231,902	41,063,711	9,074,201
1893..	69,873,571	45,297,239	115,170,830	21,154,172	31,869,267	10,660,073	42,529,340	9,498,747
1894..	62,779,182	46,291,729	109,070,911	19,369,714	27,493,160	9,542,803	37,035,963	8,245,846
1895..	58,557,655	42,118,236	100,675,891	17,872,746	23,311,911	7,747,421	31,059,332	7,906,677
1896..	67,239,759	38,121,402	105,361,161	20,133,033	24,366,179	8,458,326	32,824,505	7,358,514
1897..	66,220,765	49,397,062	106,617,827	19,844,557	20,217,422	9,183,766	29,401,188	6,205,367
1898..	74,625,088	51,682,674	126,307,762	21,807,073	22,556,479	9,486,982	32,043,461	6,649,429
1899..	89,433,172	59,913,287	149,346,459	25,624,838	27,521,508	9,409,815	36,931,323	7,328,192
1900..	104,346,795	68,169,083	172,596,878	28,835,349	31,561,756	12,718,227	44,279,983	8,074,541
1901..	105,969,759	71,739,938	177,709,694	29,063,973	31,791,654	11,118,341	42,819,995	7,845,406
1902..	118,657,496	77,822,634	196,480,130	32,352,538	35,062,564	13,969,162	49,022,726	8,424,693
1903..	136,796,965	88,017,634	224,813,719	37,022,581	42,210,165	16,582,873	58,793,038	9,841,627

SESSIONAL PAPER No. 10

on Imports for Consumption dutiable and total ; also on Imports for Consumption dutiable of the Fiscal Years ended June 30, 1868 to 1903.

				AVERAGE AD VALOREM RATES OF DUTY.								
Imports from United States.				Totals.		Great Britain.		United States.				
Dutiable.	Free.	Totals.	Duty Collected.	Average ad val. rate of duty on Dutiable Imports.	Average ad val. rate of duty on Total Imports.	Average ad val. rate of duty on Dutiable Imports.	Average ad val. rate of duty on Total Imports.	Average ad val. rate of duty on Dutiable Imports.	Average ad val. rate of duty on Total Imports.			
§	§	§	§	p. c.	p. c.	p. c.	p. c.	p. c.	p. c.	YEARS.		
10,014,304	12,645,828	22,660,132		20.161	13.119					1868		
7,793,748	13,703,632	21,497,380	1,565,566	20.172	13.118	16.851	13.522	20.088	7.283	1869		
8,698,445	12,998,392	21,697,237	1,700,252	20.890	14.088	16.779	13.420	19.546	7.836	1870		
14,086,383	15,100,203	27,185,586	2,290,881	19.648	14.021	16.436	13.493	16.264	8.427	1871		
13,271,042	20,470,953	33,741,995	2,385,592	19.071	12.406	16.408	12.712	17.976	7.070	1872		
16,678,805	28,510,305	45,189,110	2,945,966	18.281	10.439	15.583	10.872	17.663	6.519	1873		
21,103,356	30,681,798	51,785,154	3,681,014	18.899	11.696	16.463	12.824	17.443	7.108	1874		
22,023,665	26,569,145	48,592,810	3,853,634	19.650	13.078	18.038	14.718	17.498	7.930	1875		
21,334,613	22,758,460	44,093,073	4,104,484	21.275	13.853	18.761	15.007	19.239	9.309	1876		
23,510,846	25,865,162	49,376,008	4,393,511	20.539	13.292	19.375	16.215	18.687	8.898	1877		
23,464,503	24,538,371	48,002,874	4,790,427	21.400	14.151	20.056	17.303	20.416	9.354	1878		
23,806,551	18,366,849	42,173,400	5,524,879	23.335	16.334	20.542	17.963	23.207	13.100	1879		
19,566,567	8,627,216	28,193,783	4,512,415	26.078	20.214	24.032	19.956	23.062	16.005	1880		
25,632,313	10,706,888	36,338,701	5,649,152	25.820	20.436	24.464	20.457	22.039	15.546	1881		
32,941,061	14,111,874	47,052,935	7,073,912	25.304	19.524	24.148	19.882	21.474	15.034	1882		
38,652,045	16,495,198	55,147,243	8,148,268	25.290	19.007	24.299	19.152	21.081	14.776	1883		
35,796,697	13,989,191	49,785,888	7,111,946	25.192	19.020	24.373	19.085	20.706	14.888	1884		
31,231,947	14,344,563	45,576,510	6,624,100	26.097	19.168	24.810	19.028	21.209	14.534	1885		
29,659,876	13,150,775	42,819,651	6,769,365	27.495	20.238	25.727	20.028	22.823	15.809	1886		
30,579,609	14,225,299	44,795,908	7,268,195	28.723	21.348	26.055	20.828	23.775	16.225	1887		
27,097,680	19,542,616	46,440,296	7,109,234	31.858	22.039	29.087	22.909	26.236	15.308	1888		
28,982,283	21,047,136	50,029,419	7,371,148	31.869	21.755	29.331	22.367	25.433	14.753	1889		
30,575,397	20,790,264	51,365,661	8,126,625	31.015	21.413	28.788	22.129	26.579	15.821	1890		
29,790,402	22,243,075	52,033,477	7,734,515	31.386	20.974	28.982	21.691	25.963	14.864	1891		
29,505,550	22,236,582	51,742,132	7,814,559	29.684	17.827	29.431	22.098	26.485	15.103	1892		
28,562,050	23,777,746	52,339,796	7,636,076	30.275	18.368	29.805	22.335	26.735	14.589	1893		
25,823,636	24,922,455	50,746,091	6,960,951	30.854	17.739	29.992	22.264	26.956	13.717	1894		
25,795,538	24,383,466	50,179,004	6,897,395	30.522	17.753	30.056	22.559	26.739	13.746	1895		
29,101,646	24,427,744	53,529,390	7,707,993	29.942	19.109	30.200	22.418	26.693	14.512	1896		
30,482,509	26,540,833	57,023,342	8,147,075	29.967	18.613	30.693	21.106	26.727	14.287	1897		
38,063,960	36,760,963	74,824,923	9,941,624	29.222	17.265	29.478	20.751	26.118	13.287	1898		
44,471,824	43,995,349	88,467,173	11,713,859	28.652	17.157	26.627	19.842	26.339	13.241	1899		
53,897,561	48,182,616	102,080,177	13,491,873	27.634	16.715	25.583	18.235	25.032	13.217	1900		
53,600,278	53,549,047	107,149,325	13,311,750	27.427	16.355	24.748	18.322	24.835	12.424	1901		
60,181,808	54,562,888	114,744,696	15,155,136	27.265	16.466	24.027	17.188	25.182	13.207	1902		
68,538,323	60,251,914	128,790,237	17,069,881	27.064	16.468	23.316	16.739	24.905	13.254	1903		

3-4 EDWARD VII., A. 1904

No. 5.—STATEMENT of the Values of Merchandise Entered for Consumption in Canada, the Imports and the Percentages of Imports from Great Britain

IMPORTS ENTERED FOR

YEARS.	TOTAL IMPORTS.			IMPORTS FROM GREAT BRITAIN.		
	Dutiable.	Free.	Totals.	Dutiable.	Free.	Totals.
	\$	\$	\$	\$	\$	\$
1868.....	43,655,696	23,434,463	67,090,159	28,284,194	9,333,131	37,617,325
1869.....	41,069,342	22,085,599	63,154,941	28,483,645	7,013,119	35,496,764
1870.....	45,127,422	21,774,652	66,902,074	30,022,948	7,514,147	37,537,095
1871.....	60,094,362	24,120,026	84,214,388	39,815,550	8,682,652	48,498,202
1872.....	68,276,157	36,679,210	104,955,367	48,197,337	14,011,917	62,209,254
1873.....	71,198,176	53,310,953	124,509,129	47,443,203	20,553,742	67,996,945
1874.....	76,232,530	46,948,357	123,180,887	47,789,220	13,558,530	61,347,750
1875.....	78,138,511	39,270,057	117,408,568	49,239,119	11,107,948	60,347,067
1876.....	60,238,297	32,274,810	92,513,107	32,385,482	8,100,578	40,486,060
1877.....	60,916,770	33,209,624	94,126,394	32,916,776	6,414,845	39,331,621
1878.....	59,773,039	30,622,812	90,395,851	32,139,783	5,112,986	37,252,769
1879.....	55,426,836	23,275,683	78,702,519	27,075,637	3,892,223	30,967,860
1880.....	54,182,967	15,717,575	69,900,542	28,038,118	5,726,321	33,764,439
1881.....	71,620,725	18,867,604	90,488,329	35,860,461	7,024,681	42,885,142
1882.....	85,757,433	25,387,751	111,145,184	41,459,730	8,896,538	50,356,268
1883.....	91,588,339	30,273,157	121,861,496	40,732,476	10,947,286	51,679,762
1884.....	80,010,498	25,962,480	105,972,978	32,828,307	9,096,814	41,925,121
1885.....	73,269,618	26,486,157	99,755,775	30,702,359	9,329,089	40,031,448
1886.....	70,658,819	25,333,318	95,992,137	30,385,797	8,647,209	39,033,006
1887.....	78,120,679	26,986,531	105,107,210	35,766,273	8,975,077	44,741,350
1888.....	69,645,824	31,025,804	100,671,628	30,848,116	8,319,528	39,167,644
1889.....	74,475,139	34,623,057	109,098,196	32,219,807	10,031,382	42,251,189
1890.....	77,106,286	34,576,287	111,682,573	33,267,721	10,009,288	43,277,009
1891.....	74,536,036	36,997,918	111,533,954	31,447,660	10,571,283	42,018,943
1892.....	69,160,737	45,999,676	115,160,413	30,831,869	10,231,902	41,063,771
1893.....	69,873,571	45,297,259	115,170,830	31,869,267	10,660,073	42,529,340
1894.....	62,779,182	46,291,729	109,070,911	27,493,160	9,542,803	37,035,963
1895.....	58,557,655	42,118,236	100,675,891	23,311,911	7,747,421	31,059,332
1896.....	67,239,759	38,121,402	105,361,161	24,366,179	8,458,326	32,824,505
1897.....	66,229,765	49,397,062	106,617,827	29,217,422	9,183,766	29,401,188
1898.....	74,625,088	51,682,074	126,307,162	22,556,479	9,486,982	32,043,461
1899.....	89,433,172	59,913,287	149,346,459	27,521,508	9,409,815	36,931,323
1900.....	104,346,795	68,160,083	172,506,878	31,561,756	12,718,227	44,279,983
1901.....	105,969,756	71,730,938	177,700,694	31,701,654	11,118,341	42,819,995
1902.....	118,657,496	77,822,694	196,480,190	35,062,564	13,960,162	49,022,726
1903.....	136,796,065	88,017,654	224,813,719	42,210,165	16,582,873	58,793,038

SESSIONAL PAPER No. 10

during the Fiscal Years ended June 30, 1863 to 1903, inclusive, showing in each case and the United States, respectively.

CONSUMPTION, MERCHANDISE ONLY.

IMPORTS FROM UNITED STATES.			PERCENTAGES OF IMPORTS FROM						YEARS.
			Great Britain.			United States.			
Dutiable.	Free.	Totals.	Dutiable to Total Dutiable	Free to Total Free.	Total Imports G. Britain to Total Imports	Dutiable to Total Dutiable	Free to Total Free	Total Imports U. States to Total Imports	
\$	\$	\$	p. c.	p. c.	p. c.	p. c.	p. c.	p. c.	
10,014,304	12,645,828	22,660,132	64.78	39.82	56.06	22.93	53.96	33.77	1868.
7,793,748	13,703,632	21,497,380	69.35	31.75	56.20	18.97	62.04	34.03	1869.
8,698,845	12,998,392	21,697,237	66.52	34.50	56.10	19.27	59.69	32.43	1870.
14,085,383	13,100,203	27,185,586	66.25	35.99	57.58	23.43	54.31	32.28	1871.
13,271,042	20,470,953	33,741,995	70.59	38.20	59.27	19.43	55.81	32.14	1872.
16,678,805	28,510,305	45,189,110	66.63	38.55	54.61	23.42	53.47	36.29	1873.
21,103,356	30,681,798	51,785,154	62.68	28.87	49.80	27.68	65.35	42.03	1874.
22,023,665	26,569,145	48,592,810	63.01	28.28	51.39	28.18	67.65	41.38	1875.
21,334,613	22,758,460	44,093,073	53.76	25.09	43.76	35.41	70.51	47.66	1876.
23,510,846	25,865,162	49,376,008	54.03	19.31	41.78	38.59	77.88	52.45	1877.
23,464,503	24,538,371	48,002,874	53.76	16.69	41.21	39.25	80.13	53.10	1878.
23,806,551	18,366,849	42,173,400	48.84	16.72	39.34	42.95	78.91	53.58	1879.
19,566,567	8,627,216	28,193,783	51.74	36.43	48.30	36.11	54.88	40.33	1880.
25,632,313	10,706,388	36,338,701	50.06	37.23	47.39	35.78	56.74	49.15	1881.
32,941,061	14,111,874	47,052,935	48.34	35.04	45.30	38.41	55.58	42.33	1882.
38,652,045	16,495,198	55,147,243	44.47	36.16	42.40	42.20	54.48	45.25	1883.
35,796,697	13,989,191	49,785,888	41.02	35.03	39.56	44.74	53.88	46.97	1884.
31,231,947	14,344,563	45,576,510	41.90	35.22	40.12	42.62	54.12	45.68	1885.
29,659,876	13,159,775	42,819,651	43.00	34.13	40.66	41.97	51.94	44.60	1886.
30,570,609	14,225,299	44,795,908	45.78	33.25	42.56	39.13	52.71	42.61	1887.
27,097,680	19,342,616	46,440,296	44.29	26.81	38.90	38.90	62.34	46.13	1888.
28,982,283	21,047,136	50,029,419	43.26	28.97	38.73	38.91	60.79	45.86	1889.
30,575,397	20,790,264	51,365,661	43.15	28.95	38.75	39.65	60.13	45.99	1890.
29,790,402	22,243,075	52,033,477	42.19	28.57	37.67	39.97	60.12	46.65	1891.
29,505,550	22,236,582	51,742,132	44.58	22.24	35.66	42.66	48.34	44.90	1892.
28,562,050	23,777,746	52,339,796	45.61	23.53	36.92	40.88	52.49	45.44	1893.
25,823,636	24,922,455	50,746,091	43.79	20.61	33.96	41.13	53.84	46.52	1894.
25,795,538	24,383,466	50,179,004	39.81	18.39	30.85	44.05	57.79	49.84	1895.
29,101,646	24,427,744	53,529,390	36.24	22.19	31.15	43.28	64.07	50.80	1896.
30,482,509	26,540,833	57,023,342	30.53	22.73	27.58	46.03	65.69	53.48	1897.
38,063,960	36,760,963	74,824,923	30.23	18.35	25.36	51.00	71.13	59.24	1898.
44,471,824	43,995,349	88,467,173	30.77	15.70	24.72	49.73	73.43	59.24	1899.
53,897,561	48,182,616	102,080,177	30.25	18.66	25.66	51.65	70.69	59.17	1900.
53,600,278	53,549,047	107,149,325	29.92	15.50	24.10	50.58	74.66	60.30	1901.
60,181,808	54,562,888	114,744,696	29.54	17.94	24.95	50.72	70.11	58.40	1902.
68,538,323	60,251,914	128,790,237	30.85	18.84	26.15	50.10	68.46	57.29	1903.

3-4 EDWARD VII., A. 1904

No. 6.—STATEMENT of the Values of Merchandise Exported from Canada during the
and Percentages of Exports to Great

EXPORTS, MER

YEARS.	TOTAL EXPORTS.			EXPORTS TO GREAT BRITAIN.		
	* Home Produce.	Foreign Produce.	Totals.	Home Produce.	Foreign Produce.	Totals.
	§	§	§	§	§	§
1868.....	45,543,177	4,196,821	49,739,998	17,905,808		
1869.....	49,323,304	3,855,801	53,179,105	20,486,389		
1870.....	56,081,192	6,527,622	62,608,814	22,512,991	+	+
1871.....	55,181,356	9,853,244	65,034,600	21,733,556		
1872.....	62,944,027	12,798,182	75,742,209	25,223,785		
1873.....	73,245,606	9,405,910	82,651,516	31,402,234	7,257,277	38,659,511
1874.....	73,926,748	10,614,096	84,540,844	35,769,190	9,105,400	44,874,590
1875.....	67,490,893	7,137,319	74,628,212	34,199,134	5,782,857	39,981,991
1876.....	69,861,849	7,234,961	77,096,810	34,379,005	6,303,459	40,682,464
1877.....	65,864,880	7,111,108	72,975,988	35,491,671	6,035,519	41,527,290
1878.....	65,740,134	11,164,878	76,905,012	35,861,110	10,056,583	45,917,693
1879.....	60,089,578	8,355,644	68,445,222	29,393,424	6,873,695	36,267,119
1880.....	70,096,191	13,240,006	83,336,197	35,298,031	10,606,095	45,814,126
1881.....	80,921,379	13,375,117	94,296,496	42,637,219	11,110,151	53,747,370
1882.....	90,042,711	7,628,453	97,671,164	39,816,813	5,457,117	45,273,930
1883.....	84,285,707	9,751,773	94,037,480	39,538,067	7,473,113	47,011,180
1884.....	77,132,079	9,389,106	86,521,185	37,410,870	6,324,707	43,735,637
1885.....	76,183,518	8,079,646	84,263,164	36,479,051	5,392,940	41,871,991
1886.....	74,975,506	7,438,079	82,413,585	36,694,263	4,846,041	41,540,304
1887.....	77,964,029	8,549,333	86,513,353	38,714,331	5,856,981	44,571,312
1888.....	78,297,750	8,803,394	87,101,144	33,648,284	6,436,700	40,084,984
1889.....	77,201,804	6,938,455	84,140,259	33,504,281	4,583,770	38,088,051
1890.....	82,335,514	9,051,781	91,387,295	41,499,149	6,854,545	48,353,694
1891.....	85,757,744	8,798,631	94,556,375	43,243,784	6,037,074	49,280,858
1892.....	95,684,253	13,121,791	108,806,044	54,949,055	9,957,494	64,906,549
1893.....	102,006,490	8,941,856	110,948,346	58,409,606	5,670,887	64,080,493
1894.....	100,586,853	11,833,805	112,420,658	60,878,056	7,660,800	68,538,856
1895.....	99,528,351	6,485,043	106,013,394	57,903,564	3,953,426	61,856,990
1896.....	106,378,752	6,606,738	112,985,490	62,717,941	3,971,312	66,689,253
1897.....	119,685,410	10,825,163	130,510,573	69,533,852	7,693,650	77,227,502
1898.....	139,920,932	14,980,883	154,901,815	93,065,019	11,933,799	104,998,818
1899.....	132,861,262	17,520,088	150,321,350	85,113,681	13,973,300	99,086,981
1900.....	163,510,790	14,265,254	177,776,044	96,562,875	11,173,093	107,735,968
1901.....	177,431,386	17,077,757	194,509,143	92,857,525	12,471,431	105,328,956
1902.....	196,019,763	13,951,101	209,970,864	109,347,345	7,970,876	117,318,221
1903.....	214,401,674	10,828,087	225,229,761	125,199,980	6,002,118	131,202,098

* Estimated amount short reported not included.

+ Figures not available.

SESSIONAL PAPER No. 10

Fiscal Years ended June 30, 1868 to 1903, inclusive, showing in each case the Exports Britain and the United States, respectively.

CHANDISE ONLY.

EXPORTS TO UNITED STATES			PERCENTAGES OF EXPORTS TO						YEARS.
*Home Produce.	Foreign Produce.	Totals.	Great Britain.			United States.			
			Home Produce to Total Home Produce.	Foreign Produce to Total Foreign Produce.	Total Exports, Great Britain to Total Exports.	Home Produce to Total Home Produce.	Foreign Produce to Total Foreign Produce.	Total Exports, United States to Total Exports.	
£	£	£	p. c.	p. c.	p. c.	p. c.	p. c.	p. c.	
22,387,846			39·31			49·15			1868
23,640,188			41·53			47·92			1869
27,398,930	†	†	40·14	†	†	48·85	†	†	1870
26,715,690			39·38			48·41			1871
29,984,440			40·07			47·63			1872
33,421,725	1,517,871	34,939,596	42·87	77·15	46·77	45·62	16·13	42·27	1873
30,380,556	1,183,194	31,563,750	48·38	85·78	53·08	41·09	11·15	37·33	1874
25,683,818	1,020,307	26,704,125	50·67	81·02	53·57	38·05	14·29	35·78	1875
27,451,150	653,791	28,104,851	49·21	87·12	52·76	39·29	9·03	36·45	1876
22,160,666	758,513	22,919,179	53·88	84·87	56·90	33·64	10·66	31·40	1877
22,131,343	719,096	22,850,439	54·55	90·07	59·70	33·66	6·44	29·71	1878
23,149,909	1,007,218	24,157,127	48·91	82·26	52·98	38·52	12·05	35·29	1879
26,762,705	2,043,879	28,806,584	50·22	80·10	54·97	38·18	15·43	34·56	1880
31,013,109	1,863,989	32,879,098	52·69	83·06	56·99	38·32	13·93	34·86	1881
41,687,638	1,787,565	43,475,203	44·21	71·53	46·35	46·29	23·43	44·51	1882
36,096,501	1,657,935	37,754,436	46·90	76·63	49·99	42·82	17·00	40·15	1883
31,631,622	2,324,197	33,955,819	48·50	67·36	50·54	41·09	24·75	9·24	1884
32,618,593	2,164,658	34,783,251	47·88	66·74	49·69	42·81	26·79	41·27	1885
31,503,292	2,244,179	33,747,471	48·94	65·15	50·40	42·01	30·17	40·94	1886
32,273,033	2,385,242	34,658,275	49·65	68·50	51·51	41·39	27·89	40·06	1887
37,323,161	2,147,048	39,470,209	42·97	73·11	46·02	47·67	24·38	45·31	1888
36,449,288	2,041,283	38,490,571	43·39	66·06	45·27	47·21	29·41	45·73	1889
33,291,207	1,869,749	35,160,956	50·40	75·72	52·91	40·43	20·65	38·47	1890
34,829,436	2,451,136	37,280,572	50·42	68·61	52·12	40·61	27·85	39·43	1891
31,317,857	2,512,839	33,830,696	57·42	75·80	59·65	32·73	19·15	31·09	1892
33,813,802	2,493,202	36,307,004	57·26	63·41	57·76	33·15	27·88	32·73	1893
29,297,598	1,408,051	30,705,649	60·53	64·73	60·96	29·13	11·89	27·31	1894
32,303,773	1,860,794	34,164,567	58·18	60·96	58·35	32·46	28·69	32·22	1895
34,460,428	1,960,740	36,421,168	58·95	60·11	59·02	32·39	29·67	32·23	1896
39,717,057	2,216,735	41,933,792	58·09	71·07	59·17	33·19	20·47	32·13	1897
34,361,795	2,092,712	36,454,507	66·51	79·66	67·78	24·56	13·96	23·53	1898
34,766,955	1,795,885	36,562,840	64·09	79·76	65·92	26·18	10·25	24·32	1899
52,534,977	1,966,417	54,501,394	59·06	78·32	60·60	32·13	13·78	30·66	1900
67,983,673	2,423,168	70,406,841	52·33	73·03	54·15	38·32	11·19	36·20	1901
66,567,784	2,994,448	69,562,232	55·78	57·13	55·87	33·95	21·47	33·13	1902
67,766,367	3,443,602	71,209,969	58·39	55·43	58·25	31·60	31·80	31·61	1903

3-4 EDWARD VII., A. 1904

No. 7.—STATEMENT of the Values of Goods Imported for Home Consumption into Canada

COUNTRIES.	1899.			1900.		
	Dutiable.	Free.	Totals.	Dutiable.	Free.	Totals.
<i>British Empire.</i>						
	£	£	£	£	£	£
1 Great Britain.....	27,521,508	9,409,815	36,931,323	31,561,756	12,718,227	44,279,983
2 British Africa.....	394	98,518	98,912	205	87,700	87,905
British Australasia—						
3 Australian Commonwealth.....	308,350	85,816	394,166	349,692	211,192	560,884
4 New Zealand.....	109,301	706,058	815,359	88,367	1,220,280	1,309,611
5 British East Indies.....	34,349		34,349	67,386	274	67,660
6 " Guiana.....	782,499	164,910	947,409	654,939	146,704	800,499
7 " West Indies.....						
8 Fiji.....	9,633	512	10,145	115,339	2,280	117,619
9 Hong Kong.....	5,405	488,521	493,926	12,363	625,141	637,444
10 Newfoundland.....	761	3,751	4,512	172	1,095	1,267
11 All other.....						
Totals, British Empire.....	28,772,200	10,957,901	39,730,101	32,850,129	15,012,893	47,863,022
<i>Foreign Countries.</i>						
12 Arabia.....		10,703	10,703	517	5,416	5,933
13 Argentine Republic.....		782,904	782,904	63	571,206	571,269
14 Austria-Hungary.....	269,252	6,631	275,883	222,103	5,991	228,094
15 Belgium.....	2,223,479	95,244	2,318,723	3,092,514	131,404	3,223,918
16 Brazil.....		102,294	102,294		231,358	231,358
17 Central American States.....		31,550	31,550		48,112	48,112
18 Chile.....		38,976	38,976		28,185	28,185
19 China.....	366,192	385,198	751,390	216,998	412,731	629,729
20 Denmark.....	308	1,974	2,282	686	13,498	14,184
21 Dutch East Indies.....	147,664	4,900	152,564	13,921	9,638	23,559
22 Egypt.....	5,188	74	5,262	4,598		4,598
23 France.....	3,341,369	547,926	3,889,295	3,563,609	864,637	4,368,246
24 French Possessions in Africa.....	455	2,702	3,157	425		425
25 Germany.....	6,669,059	723,007	7,392,106	7,465,147	918,051	8,383,498
26 Greece.....	182,984		182,984	203,905	983	204,888
27 Hawaii.....	798	6,675	7,473		2,414	2,414
28 Hayti.....		14	14			
29 Holland.....	317,529	182,864	500,393	399,266	180,316	579,582
30 Italy.....	283,057	112,542	395,599	115,071	29,502	144,573
31 Japan.....	474,266	1,543,841	2,018,107	449,991	1,301,424	1,751,415
32 Mexico.....	3,736	41,162	44,898	4,924	51,294	56,218
33 Norway and Sweden.....	34,971	3,841	38,812	58,951	673	59,624
34 Persia.....	8,773		8,773	5,611		5,611
35 Peru.....	86,110	25	86,135		173	173
36 Philippines.....				13,255		13,255
37 Portugal.....	59,195	4,101	63,296	68,321	4,464	72,785
38 Russia.....	6,758	157,223	163,981	15,804	8,855	24,659
39 St. Pierre.....	1,813	3,864	5,677	1,808	4,145	5,953
40 Spain.....	527,508	6,974	534,482	551,704	8,997	560,701
41 Switzerland.....	560,220	8,548	568,768	517,305	11,871	529,176
42 Turkey.....	136,388	6,221	142,609	163,556	1,354	164,910
43 United States.....	44,471,824	43,995,349	88,467,173	53,897,561	48,182,616	102,080,177
44 Uruguay.....					22,016	22,016
45 Venezuela.....	542	122,769	123,311	688	67,603	68,291
46 West Indies, American.....	366,423	7,792	374,215	294,053	4,679	298,732
47 " Cuban.....				207,850	9,582	217,432
48 " Danish.....	8,175	462	8,637	50	1,079	1,129
49 All other.....	106,896	14,036	120,932	6,111	12,923	19,034
Totals, Foreign Countries.....	60,660,972	48,955,386	109,616,358	71,496,666	53,147,190	124,643,856
Totals (mdse.).....	89,433,172	59,913,287	149,346,459	104,346,795	68,160,083	172,506,878
Coin and bullion—						
Great Britain.....		128,800	128,800		509,747	509,747
United States.....		4,539,993	4,539,993		7,764,201	7,764,201
Other Countries.....		36,341	36,341		23,490	23,490
Totals.....		4,705,134	4,705,134		8,297,438	8,297,438
Grand totals.....	89,433,172	64,618,421	154,051,593	104,346,795	76,457,521	180,804,316

SESSIONAL PAPER No. 10

from the following Countries during the Fiscal Years ended June 30, 1899 to 1903.

1901.			1902.			1903.		
Dutiable.	Free.	Totals.	Dutiable.	Free.	Totals.	Dutiable.	Free.	Totals.
31,701,654	11,118,341	42,819,995	35,062,564	13,960,162	49,022,726	42,210,165	16,582,873	58,793,038
566	90,121	90,687	1	15,797	15,798	158	48,963	49,121
294,717	131,750	426,467	39,960	112,923	152,883	14,225	82,064	96,909
301,756	1,066,104	1,370,860	433,596	1,185,787	1,619,383	393,135	1,743,943	2,137,078
77,039	348	77,387	139,341	86	139,427	602,863	1,456	604,319
1,033,304	164,718	1,198,022	1,382,018	227,114	1,609,132	1,572,896	225,862	1,798,758
29,972	12,209	42,181	10,664	5,506	16,170	132,272	7,134	139,496
4,554	620,014	624,568	34,135	1,027,525	1,061,660	9,131	1,131,447	1,140,578
464	2,228	2,722	1,142	4,554	5,696	1,334	1,334
33,447,056	13,205,833	46,652,889	37,193,563	16,543,492	53,647,055	44,982,241	19,866,238	64,848,482
59	13,716	13,775	5	13,127	13,132	1,907	14,294	16,201
1	263,352	263,353	500	448,123	448,623	381	890,723	891,104
278,768	7,469	286,237	230,896	9,717	240,613	315,799	40,744	356,543
3,603,361	222,089	3,825,450	1,436,842	274,757	1,711,599	2,050,197	749,985	2,800,182
2,709	344,846	347,555	451	466,158	466,609	1,319	265,738	267,057
8	29,330	29,338	26,100	26,100	105	50,962	51,067
.....	13,494	13,494	100,503	100,503
252,671	578,246	830,917	295,405	192,705	488,110	214,304	297,172	511,476
2,604	8,721	11,325	1,206	7,746	8,952	3,315	9,951	13,266
135,621	11,638	147,259	419,209	7,351	426,560	440,320	7,868	448,188
10,296	1,370	11,666	14,429	26	14,455	18,619	131	18,750
4,569,060	828,730	5,397,793	5,546,876	1,125,270	6,672,146	5,159,258	1,420,771	6,580,029
77	69,573	69,650	156	169,129	169,285	256	118,834	119,090
6,121,190	898,910	7,020,100	9,078,402	1,744,767	10,823,169	10,444,848	1,887,789	12,282,637
155,641	21	155,662	218,718	30	218,748	205,668	35	205,703
872	6,338	7,210	15,055	15,055	7	3,159	3,166
.....	7	7	2,192	2,192	1	156	157
546,264	251,198	797,462	513,279	362,336	875,615	604,436	666,104	1,270,540
231,653	95,648	327,301	548,851	177,891	726,742	413,144	128,641	541,785
525,974	1,093,128	1,619,102	531,230	964,536	1,495,766	681,669	746,747	1,428,416
11,638	4,302	16,000	29,156	83,022	112,178	35,273	88,060	123,333
51,029	4,313	58,342	56,078	4,400	60,478	43,417	35,456	78,873
18,034	18,034	4,296	4,296	19,393	19,393
291,010	12	291,022	235,314	235,314	80,343	80,343
10,615	20	10,635	9,832	124	9,956	11,486	11,486
91,626	4,678	96,304	111,333	18,046	129,379	113,142	16,050	129,192
27,899	27,670	55,569	28,909	75,576	104,485	38,937	166,674	205,611
1,414	3,502	4,916	1,427	1,590	3,017	2,326	2,277	4,603
698,312	44,227	742,539	629,985	73,985	694,970	749,074	74,870	823,944
590,056	12,602	602,658	746,989	18,021	765,010	924,541	20,186	944,727
158,932	4,434	163,366	162,960	29,788	192,748	163,939	65,088	229,027
53,600,278	53,549,047	107,149,325	60,181,808	54,562,888	114,744,696	68,538,323	60,251,914	128,790,237
.....	5,260	5,260	292,804	292,804
176	60,133	60,309	62,803	62,803	198	43,148	43,346
269,042	309	269,351	282,289	613	282,902	300,857	2,104	302,961
257,318	73,804	331,122	240,932	32,904	273,836	239,371	32,648	272,219
2,230	153	2,383	3,617	3,617	4,257	4,257
202	6,306	6,508	553	2,128	2,681	2,191	2,634	4,825
72,522,700	58,525,105	131,047,805	81,553,933	61,279,202	142,833,135	91,813,821	68,151,416	159,965,237
105,969,756	71,730,938	177,700,694	118,657,496	77,822,694	196,480,190	136,796,065	88,017,654	224,813,719
.....	198,169	198,169	191,036	191,036	103,863	103,863
.....	3,335,683	3,335,683	6,062,354	6,062,354	8,814,958	8,814,958
.....	3,442	3,442	58,015	58,015	57,976	57,976
.....	3,537,294	3,537,294	6,311,405	6,311,405	8,976,797	8,976,797
105,969,756	75,268,232	181,237,988	118,657,496	84,134,099	202,791,595	136,796,065	96,994,451	233,790,516

3-4 EDWARD VII., A. 1904

No. 8.—STATEMENT of the Values of Goods Imported into Canada from the

	1899.			1900.		
	Dutiable.	Free.	Totals.	Dutiable.	Free.	Totals.
<i>COUNTRIES</i>						
<i>British Empire.</i>						
	£	£	£	£	£	£
1 Great Britain.....	27,150,325	9,366,340	36,516,665	32,286,198	12,676,349	44,962,547
2 British Africa.....	394	98,518	98,912	205	87,700	87,905
<i>British Australasia—</i>						
3 Australian Commonwealth.....	477,591	85,359	562,950	449,606	210,805	670,411
4 New Zealand.....						
5 British East Indies.....	114,633	706,058	820,691	99,663	1,219,010	1,318,673
6 " Guiana.....	46,576		46,576	85,032	274	85,306
7 " West Indies.....	741,563	164,842	906,405	732,235	146,382	878,617
8 Fiji.....						
9 Hong Kong.....	9,633	512	10,145	118,363	2,280	120,643
10 Newfoundland.....	6,482	488,521	495,003	11,855	625,141	636,996
11 All other.....	751	3,751	4,502	155	1,095	1,250
Totals, British Empire.....	28,847,948	10,913,901	39,761,849	33,783,312	14,969,036	48,752,348
<i>Foreign Countries.</i>						
12 Argentine Republic.....		782,904	782,904	63	571,206	571,269
13 Austria-Hungary.....	251,146	6,631	257,777	228,668	5,991	234,659
14 Belgium.....	2,215,951	95,379	2,311,330	3,170,724	131,027	3,301,751
15 Brazil.....		102,294	102,294		231,358	231,358
16 Central American States.....		34,550	34,550		48,112	48,112
17 Chile.....		38,976	38,976		28,185	28,185
18 China.....	370,844	385,141	755,985	211,730	412,703	624,433
19 Denmark.....		1,974	2,329		13,498	14,290
20 Dutch East Indies.....	146,806	4,900	151,706		9,638	9,638
21 Egypt.....		60	5,448		5,517	5,517
22 France.....	3,333,259	546,613	3,879,872	3,601,420	863,262	4,464,682
23 French Africa.....		598	3,300		395	395
24 Germany.....	6,648,146	733,003	7,381,149	7,770,294	936,347	8,706,641
25 Greece.....	188,793		188,793	219,564	966	220,530
26 Hawaii.....		6,675	8,258		2,414	2,414
27 Holland.....	346,005	189,433	535,438	401,285	216,897	618,182
28 Italy.....	436,068	112,542	548,610	269,538	29,562	299,100
29 Japan.....	469,216	1,543,531	2,009,747	461,319	1,801,215	1,762,534
30 Mexico.....	4,947	44,154	49,101	4,597	52,697	57,294
31 Norway and Sweden.....	35,284	3,841	39,125	59,327	673	60,000
32 Peru.....		25	25		173	173
33 Philippines.....				14,584		14,584
34 Portugal.....	63,400	4,101	67,501	68,930	4,464	73,394
35 Russia.....	6,758	157,223	163,981	15,804	8,855	24,659
36 St. Pierre.....	36,569	3,864	40,433	43,723	4,145	47,868
37 Spain.....	506,147	6,871	513,018	554,145	8,927	562,972
38 Switzerland.....	557,997	8,548	566,545	530,680	11,871	542,551
39 Turkey.....	146,898	6,221	153,119	165,001	1,454	166,455
40 United States.....	53,281,683	43,821,274	97,102,957	60,819,752	48,388,601	109,208,353
41 Uruguay.....					22,016	22,016
42 Venezuela.....	931	122,769	123,700	688	67,663	68,291
43 West Indies, American.....	423,004	4,974	427,978	309,856	3,890	313,746
44 " Cuban.....				220,291	15,035	235,326
45 " Danish.....	8,439	462	8,901	77	1,079	1,156
46 All other.....	18,479	24,002	42,472	11,820	18,339	30,159
Totals, Foreign Countries.....	69,501,685	48,795,640	118,297,325	79,160,584	53,412,143	132,572,727
Totals (mdse.).....	98,349,633	59,709,541	158,059,174	112,943,896	68,381,179	181,325,075
<i>Coin and bullion:—</i>						
Great Britain.....		128,800	128,800		509,747	509,747
United States.....		4,539,993	4,539,993		7,764,291	7,764,291
Other Countries.....		36,341	36,341		23,490	23,490
Totals.....		4,705,134	4,705,134		8,297,438	8,297,438
Grand totals.....	98,349,633	64,414,675	162,764,308	112,943,896	76,678,617	189,622,513

SESSIONAL PAPER No. 10

following Countries during the Fiscal Years ended June 30, 1899 to 1903.

1901.			1902.			1903.		
Dutiable.	Free.	Totals.	Dutiable.	Free.	Totals.	Dutiable.	Free.	Totals.
§	§	§	§	§	§	§	§	§
31,868,310	11,097,818	42,966,128	35,329,879	13,914,473	49,244,352	42,438,595	16,526,248	58,964,843
574	90,121	90,695	1	15,797	15,798	158	48,963	49,121
33,972	130,444	164,416	40,714	112,343	153,057	16,225	82,307	98,532
398,683	1,066,093	1,374,776	142	4,038	4,180	311	41,592	41,903
125,382	300	125,682	407,718	1,185,787	1,593,505	416,265	1,744,193	2,160,458
1,115,397	164,555	1,279,952	171,071	79	171,141	583,908	1,447	585,355
28,506	10,041	38,547	1,302,242	226,928	1,529,170	1,603,565	225,765	1,829,330
4,596	620,014	624,610	35,362	4,388	10,450	231,379	231,379
724	2,228	2,952	1,290	1,027,525	1,062,827	137,165	6,549	143,714
				1,290	5,844	9,030	1,131,339	1,140,369
						1,227	1,227
33,486,744	13,181,614	46,667,758	37,294,421	16,495,953	53,790,321	45,437,828	19,808,403	65,246,231
1	263,352	263,353	500	448,123	448,623	381	890,723	891,104
281,918	7,469	289,387	231,850	9,532	241,382	310,491	40,349	350,840
3,561,218	222,701	3,783,919	1,390,918	274,757	1,665,675	1,899,345	750,145	2,649,490
2,709	344,846	347,555	451	466,158	466,609	1,293	265,738	267,031
8	29,330	29,338	26,100	26,100	105	50,962	51,067
.....	13,494	13,494	100,503	100,503
267,135	577,448	844,583	298,226	191,215	489,441	215,994	296,123	512,117
2,646	8,721	11,367	1,091	7,746	8,837	3,331	9,951	13,282
313,159	11,638	324,797	699,866	6,928	706,794	412,871	10,558	423,429
19,644	1,370	12,014	15,395	15,395	17,257	17,257
4,675,765	827,412	5,503,177	5,791,812	1,123,523	6,915,335	5,086,879	1,417,049	6,503,928
205	69,573	69,778	169,129	169,129	237	118,834	119,071
5,780,948	897,011	6,677,959	9,175,383	1,744,611	10,919,994	10,287,909	1,830,958	12,127,867
139,238	139,238	220,518	220,518	212,791	212,791
817	6,338	7,155	15,055	15,055	7	3,159	3,166
588,800	251,195	839,995	488,639	352,406	841,045	651,664	667,276	1,318,940
448,294	95,648	543,942	526,318	177,891	704,209	429,653	128,641	558,294
528,725	1,092,140	1,620,865	539,704	964,027	1,503,731	741,135	746,316	1,487,451
13,423	4,337	17,760	26,461	82,873	109,334	37,257	88,318	125,575
54,373	4,309	58,682	56,221	4,400	60,621	43,302	35,456	78,758
413,373	12	413,385	19,498	19,498	157,864	157,864
14,987	20	15,007	9,677	80	9,757	14,305	14,305
95,133	4,642	100,775	120,606	17,913	138,519	106,315	16,013	122,328
33,900	27,670	61,570	28,909	75,554	104,463	39,202	166,674	205,876
2,621	3,502	6,123	81,899	1,590	83,489	22,005	2,277	24,282
769,353	44,058	813,411	567,080	73,759	640,839	782,957	74,235	857,192
595,114	12,602	607,716	763,812	18,021	781,833	923,891	20,186	944,077
144,509	4,487	148,946	170,220	30,883	201,103	167,927	65,088	233,015
62,823,061	53,148,631	115,971,692	68,922,500	54,809,293	123,731,793	75,278,483	60,670,934	135,949,417
.....	5,260	5,260	292,804	292,804
176	60,133	60,309	62,803	62,803	198	43,148	43,346	42
237,311	63	237,374	263,436	251	263,687	287,170	1,800	288,970
266,865	76,509	343,374	235,486	29,203	264,689	254,920	52,631	307,551
1,725	153	1,878	8,901	8,901
19,360	20,029	39,389	5,483	17,447	22,930	14,373	17,084	31,457
82,088,514	58,121,959	140,210,473	90,660,860	61,507,569	152,168,429	98,401,804	68,590,129	166,991,933
115,574,658	71,303,573	186,878,231	127,955,281	78,003,472	205,958,753	143,839,632	88,398,532	232,238,164
.....	198,169	198,169	191,036	191,036	103,863	103,863
.....	3,335,683	3,335,683	6,062,354	6,062,354	8,814,958	8,814,958
.....	3,442	3,442	58,015	58,015	57,976	57,976
.....	3,537,294	3,537,294	6,311,405	6,311,405	8,976,797	8,976,797
115,574,658	74,840,867	190,415,525	127,955,281	84,314,877	212,270,158	143,839,632	97,375,329	241,214,961

3-4 EDWARD VII., A. 1904

No. 9.—STATEMENT of the Values of Goods Exported from Canada to

	COUNTRIES.	1899.			1900.		
		Home Produce.	Foreign Produce.	Totals.	Home Produce.	Foreign Produce.	Totals.
1	<i>British Empire.</i>	\$	\$	\$	\$	\$	\$
1	Great Britain.....	85,113,681	13,973,300	99,086,984	96,562,875	11,173,093	107,735,968
2	British Africa.....	222,236	237	222,473	1,204,063	272	1,204,365
	British Australasia—						
3	Austrian Commonwealth ..	1,520,916	7,794	1,527,810	1,648,926	4,247	1,653,173
4	New Zealand.....	40,036	75	40,111	41,693		41,693
5	British East Indies.....	238,523	91	238,614	281,383	778	282,161
6	Guiana.....	2,303		2,303	1,425		1,425
7	Honduras.....	1,725,321	26,930	1,752,251	1,673,163	25,794	1,698,957
8	West Indies.....	1,606		1,606	9,324		9,324
9	Gibraltar.....	17,818	1,771	19,589	9,117	16	9,133
10	Hong-Kong.....				822		822
11	Fiji Islands.....	1,683,801	124,881	1,808,682	2,029,723	114,473	2,144,196
12	Newfoundland.....	1,796		1,796			
13	All other.....						
	Totals, British Empire....	90,567,047	14,135,079	104,702,126	103,462,544	11,318,673	114,781,217
	<i>Foreign Countries.</i>						
14	Argentine Republic.....	646,070		646,070	473,395		473,395
15	Belgium.....	445,067	463,746	849,413	859,715	338,083	1,197,798
16	Brazil.....	460,953		460,953	480,241	165	480,406
17	Central American States.....	37,224		37,224	25,554		25,554
18	Chile.....	27,116		27,116	61,118		61,118
19	China.....	289,655	430	290,085	254,814	1,493	256,307
20	Denmark.....	54,391		54,391	42,261		42,261
21	France.....	1,551,909	5,813	1,557,722	1,372,559	2,411	1,374,770
22	French Africa.....	46,435		46,435	32,197		32,197
23	Germany.....	1,310,373	960,196	2,219,569	1,108,163	607,740	1,715,903
24	Haiti.....	27,125	1,662	28,787	13,068		13,068
25	Hawaii.....	185,096	98	185,194	142,349	1,107	143,456
26	Holland.....	176,347	196,201	372,548	187,158	1,041	188,199
27	Italy.....	125,265		125,265	260,456		260,456
28	Japan.....	133,139	2,126	135,265	110,753	1,555	112,308
29	Madagascar.....				20,874		20,874
30	Mexico.....	68,265	35,713	103,978	149,590		149,590
31	Norway and Sweden.....	120,244	55	120,299	81,014		81,044
32	Peru.....	14,328	105	14,433	22,609	172	22,871
33	Philippines.....				883		883
34	Portugal.....	29,641		29,641	115,016		115,016
35	Russia.....	55,648		55,648	70,530	28	70,558
36	St. Pierre.....	195,666	11,386	207,052	226,126	7,868	233,994
37	Spain.....	59,178		59,178	86,456		86,456
38	Spanish Possessions.....	36,056		36,056	42,464		42,464
39	Switzerland.....	522	2,236	2,758	386		386
40	United States of America.....	34,766,955	1,795,885	36,562,840	52,531,977	1,966,417	54,501,394
41	Colombia.....	19,122	36	19,158	38,559	501	39,060
42	Uruguay.....	37,895		37,895	59,458		59,458
43	Venezuela.....	922		922	21,298		21,298
44	West Indies, American.....	1,187,661	19,880	1,207,541	1,140,947	3,733	1,144,680
45	Cuban.....				669,304	13,480	682,784
46	Danish.....	37,374	401	37,775	37,132	353	37,485
47	French.....	17,575	10	17,585	9,656	20	9,676
48	All other.....	40,398	30	40,428	6,246		6,246
	Totals, Foreign Countries.....	42,234,215	3,385,009	45,619,224	60,048,246	2,946,581	62,994,827
	Totals.....	132,801,262	17,520,088	150,321,350	163,510,790	14,265,254	177,776,044
	Estimated amount short reported in exports to United States.....	4,559,530		4,559,530	5,461,511		5,461,511
	Totals (mdse).....	137,360,792	17,520,088	154,880,880	168,972,301	14,265,254	183,237,555
	Coin and bullion :—						
	Great Britain.....	874	4,000	4,874		400	400
	United States.....	1,100,371	2,910,780	4,011,151	1,670,068	6,986,050	8,656,118
	Other Countries.....					650	650
	Totals.....	1,101,245	2,914,780	4,016,025	1,670,068	6,987,100	8,657,168
	Grand totals.....	138,462,037	20,434,868	158,896,905	170,642,369	21,252,354	191,894,723

* Included with 'Spanish Possessions' prior to 1900. † After 1900 no estimate is made of the amount

SESSIONAL PAPER No. 10

the following Countries during the Fiscal Years ended June 30, 1899 to 1903.

1901.			1902.			1903.			
Home Produce.	Foreign Produce.	Totals.	Home Produce.	Foreign Produce.	Totals.	Home Produce.	Foreign Produce.	Totals.	
\$	£	\$	£	\$	£	\$	£	\$	
92,857,525	12,471,131	105,328,656	109,347,345	7,970,876	117,318,221	125,199,980	6,002,118	131,202,098	1
1,085,033	1,932	1,086,965	3,840,730	1,340	3,842,070	1,931,541	16,585	1,948,126	2
2,297,521	13,884	1,311,405	2,574,759	11,795	2,586,554	2,897,528	32,333	2,929,861	3
23,606	56	23,662	350,130	3,563	353,693	450,567	11,971	462,538	4
370,003	2,694	372,797	47,067	70	47,137	96,307	633	96,940	5
2,203		2,203	503,860	2,226	506,086	513,265	1,069	514,334	6
1,898,262	26,785	1,925,047	3,103		3,103	1,980		1,980	7
17,836		17,836	12,447	31	12,478	2,648		2,648	9
41,693	656	42,349	27,621	856	28,477	36,055	1,700	37,755	10
			8,089	92	8,181	45,921	750	46,671	11
2,142,877	114,522	2,257,399	2,269,601	103,814	2,373,415	2,381,966	128,960	2,510,926	12
11,478		11,478	7,159		7,159	29,988	1,415	31,403	13
100,748,097	12,631,960	113,380,057	120,914,009	8,122,641	129,036,650	135,746,596	6,223,517	141,970,113	
279,560		279,560	527,727		527,727	1,010,827		1,010,827	14
1,728,484	1,077,658	2,806,142	1,363,058	1,081,392	2,444,450	1,658,163	492,387	2,150,550	15
572,361		572,361	495,597	409	496,006	701,100		701,100	16
32,944	385	33,327	16,900	415	17,315	27,903		27,903	17
207,404	653	208,057	67,866	113	68,279	153,008	27	153,035	18
505,194	5,692	510,886	274,766	2,543	277,309	175,636	140	175,776	19
55,902		55,902	105,030	1,330	106,360	166,105	1,056	167,161	20
1,436,628	144,703	1,581,331	1,300,798	88,050	1,388,848	1,316,713	24,905	1,341,618	21
28,236		28,236	27,495		27,495	5,720		5,720	22
1,374,716	766,836	2,141,552	1,298,654	1,393,924	2,692,578	1,618,517	479,182	2,097,699	23
47,468		47,468	51,804	916	52,720	73,161		73,161	24
23,234	1,611	24,845	16,794	127	16,921	35,339	500	35,839	25
186,932	446	187,378	193,909	126,532	320,241	600,452	18,877	619,329	26
315,063		315,063	236,199	400	236,899	295,470	300	295,770	27
187,933	750	188,683	287,806	5,471	293,277	324,938	208	325,146	28
			27,362		27,362	26,072		26,072	29
70,435	2,063	72,498	81,892	713	82,605	105,365	31,669	137,034	30
45,500		45,500	100,828		100,828	268,515	336	268,851	31
32,034		32,034	45,744	49	45,793	67,210		67,210	32
18,097	2,643	20,740	43,030	2,517	45,547	39,382	243	39,625	33
85,375	28	85,403	105,195		105,195	164,184		164,184	34
45,681		45,681	49,018		49,018	224,502	81	224,583	35
212,094	15,100	227,194	195,503	8,809	204,312	227,549	10,138	237,687	36
155,229	125	155,354	161,823		161,823	138,533		138,533	37
32,975		32,975	94,479		94,479	62,403	263	62,666	38
632	107	739	12,706	2,467	15,173	7,433	166	7,599	39
67,983,673	2,423,168	70,406,841	66,567,784	2,994,148	69,562,232	67,766,367	3,443,692	71,209,969	40
25,135	765	25,900	23,295	15	23,310	27,376		27,376	41
23,551		23,551	95,241	10	95,251	35,292		35,292	42
971	47	1,018	3,858		3,858	13,999	346	14,339	43
302,289	25	302,314	461,901	15,575	477,476	462,527	1,976	464,503	44
575,582	2,431	578,013	647,172	1,943	649,115	765,693	3,039	768,732	45
9,618	70	9,688	5,044	100,142	105,186	25,140	95,039	120,179	46
32,641		32,641	25,639		25,639	16,131		16,131	47
49,729	491	50,211	93,237	50	93,287	48,333	96	48,429	48
76,683,289	4,445,797	81,129,086	75,165,754	5,828,460	80,934,214	78,655,078	4,604,570	83,259,648	
177,431,386	17,077,757	194,509,143	196,019,763	13,951,101	209,970,864	214,401,674	10,828,087	225,229,761	
+		+	+		+	+		+	
177,431,386	17,077,757	194,509,143	196,019,763	13,951,101	209,970,864	214,401,674	10,828,087	225,229,761	
				2,000	2,000		223	223	
	1,975,389	1,975,389		1,635,452	1,635,452		573,955	573,955	
	3,100	3,100		31,970	31,970		45,785	45,785	
	1,978,489	1,978,489		1,669,422	1,669,422		619,963	619,963	
177,431,386	19,056,246	196,487,632	196,019,763	15,620,523	211,640,286	214,401,674	11,448,050	225,849,724	

short reported in Exports to United States.

3-4 EDWARD VII., A. 1904

No. 10.—STATEMENT of the Values of the Aggregate Trade of Canada with
(Including

COUNTRIES.	1899.			1900.		
	Imports.	Exports.	Totals.	Imports.	Exports.	Totals.
<i>British Empire.</i>	£	£	£	£	£	£
1 Great Britain.....	36,945,465	99,091,855	136,037,320	45,472,291	107,736,368	153,208,662
2 British Africa.....	98,912	222,473	321,385	87,905	1,204,365	1,292,270
British Australasia—						
3 Australian Commonwealth.....	563,361	1,527,810	2,091,171	660,411	1,653,173	2,313,584
4 New Zealand.....						
5 British East Indies.....	820,696	40,111	860,807	1,318,673	41,693	1,360,366
6 " Guiana.....	46,576	238,614	285,190	85,306	282,161	367,467
7 " West Indies.....	907,895	1,752,251	2,660,146	878,617	1,698,957	2,577,574
8 Fiji.....					822	822
9 Hong Kong.....	10,145	19,589	29,734	120,643	9,133	129,776
10 Newfoundland.....	528,083	1,808,682	2,336,765	660,230	2,144,846	2,805,076
11 All other.....	4,502	5,615	10,117	1,250	10,749	11,999
Totals, British Empire.....	39,925,635	104,707,000	144,632,635	49,285,329	114,782,267	164,067,596
<i>Foreign Countries.</i>						
12 Argentine Republic.....	782,904	646,070	1,428,974	571,269	473,395	1,044,664
13 Austria-Hungary.....	257,777	1,380	259,157	234,659	1,072	235,731
14 Belgium.....	2,311,330	849,413	3,160,743	3,301,751	1,197,798	4,499,549
15 Brazil.....	102,294	460,953	563,247	231,358	480,406	711,764
16 Central American States.....	34,550	37,224	71,774	48,112	25,554	73,666
17 Chile.....	38,976	27,116	66,092	28,185	61,118	89,303
18 China.....	755,990	290,085	1,046,075	624,433	256,307	880,740
19 Denmark.....	2,329	54,391	56,720	14,290	42,261	56,551
20 Dutch East Indies.....	151,706	125	151,831	9,638	979	10,617
21 Egypt.....	5,448	49	5,497	5,517	556	6,073
22 France.....	3,879,872	1,557,722	5,437,594	4,464,938	1,374,770	5,839,708
23 French Africa.....	3,300	46,435	49,735	395	32,197	32,592
24 Germany.....	7,382,499	2,213,569	9,602,068	8,706,641	1,715,903	10,422,544
25 Greece.....	188,793	330	189,123	220,530	2,382	222,912
26 Hawaii.....	8,258	185,194	193,452	2,414	143,456	145,870
27 Hayti.....	44	28,787	28,831		13,068	13,068
28 Holland.....	535,438	372,548	907,986	618,182	188,199	806,381
29 Italy.....	5,48,610	125,265	673,875	299,046	260,456	559,496
30 Japan.....	2,009,747	135,265	2,145,012	1,762,534	112,308	1,874,842
31 Mexico.....	49,104	103,978	153,082	57,294	149,590	206,884
32 Norway and Sweden.....	39,125	120,299	159,424	60,000	81,044	141,044
33 Persia.....				5,689		5,689
34 Peru.....	25	44,433	44,458	173	22,871	23,044
35 Philippines.....				14,584	883	15,467
36 Portugal.....	67,501	29,641	97,142	73,394	115,016	188,410
37 Russia.....	163,981	55,648	219,629	24,659	70,558	95,217
38 St. Pierre.....	40,433	207,052	247,485	47,868	233,994	281,862
39 Spain.....	513,018	59,178	572,196	563,072	86,456	649,528
40 Spanish Possessions.....	9,011	36,056	45,067		42,464	42,464
41 Switzerland.....	566,545	2,758	569,303	542,551	800	543,351
42 Turkey.....	153,119	8,346	161,465	166,455		166,455
43 United States of America.....	101,642,950	45,133,521	146,776,471	116,972,554	68,619,023	185,591,577
44 " Colombia.....	5,985	19,158	25,143	3,935	39,060	42,995
45 Uruguay.....		37,895	37,895	22,016	50,458	72,474
46 Venezuela.....	123,700	922	124,622	68,291	21,298	89,589
47 West Indies, American.....	427,978	1,207,541	1,635,519	313,746	444,680	758,426
48 " Cuban.....						
49 " Danish.....						
50 " Dutch.....						
51 " French.....						
52 All other.....	22,754	30,198	52,952	6,353	9,676	28,723
Totals, Foreign Countries.....	122,838,673	54,189,905	177,028,578	140,337,184	77,112,456	217,449,640
Grand totals.....	162,764,308	158,896,905	321,661,213	189,622,513	191,894,723	381,517,236

* Included with 'Spanish Possessions' prior to 1900.

SESSIONAL PAPER No. 10

the following Countries during the Fiscal Years ended June 30, 1899 to 1903.
(Coin and Bullion).

1901.			1902.			1903.			
Imports.	Exports.	Totals.	Imports.	Exports.	Totals.	Imports.	Exports.	Totals.	
§	§	§	§	§	§	§	§	§	§
43,164,297	105,328,956	148,493,253	49,435,388	117,320,221	166,755,609	59,068,706	131,202,321	190,271,027	1
90,695	1,086,965	1,177,660	15,806	3,842,070	3,857,876	49,121	1,948,126	1,997,247	2
164,416	2,311,405	2,475,821	153,057	2,586,554	2,739,611	98,532	2,929,861	3,028,393	3
			4,180	353,693	357,873	41,903	462,538	504,441	4
1,374,776	23,662	1,398,438	1,593,505	47,137	1,640,642	2,160,458	96,940	2,257,398	5
125,682	372,757	498,439	171,141	506,086	677,227	585,355	514,334	1,099,689	6
1,280,798	1,925,047	3,205,845	1,531,152	1,974,379	3,505,531	1,830,253	2,184,833	4,015,086	7
				8,181	8,181	231,379	46,671	278,050	8
38,547	42,349	80,896	10,450	28,477	38,927	143,714	37,755	181,469	9
625,610	2,260,499	2,886,109	1,118,567	2,381,082	3,499,649	1,197,372	2,516,576	3,713,948	10
2,952	31,517	34,469	5,844	22,740	28,584	1,227	36,031	37,258	11
46,867,773	113,383,157	160,250,930	54,639,090	129,070,620	183,109,710	65,498,020	141,975,986	207,384,006	
263,353	279,560	542,913	448,623	527,727	976,350	891,104	1,010,827	1,901,931	12
289,387	1,101	290,488	241,382	3,287	244,669	350,840	1,553	352,393	13
3,783,919	2,806,142	6,590,061	1,665,675	2,444,450	4,110,125	2,649,490	2,150,550	4,800,040	14
347,555	572,361	919,916	466,609	496,006	962,615	267,031	701,100	968,131	15
29,338	33,327	62,665	26,100	17,315	43,415	51,067	27,903	78,970	16
	208,057	208,057	13,494	68,279	81,773	103,503	153,035	253,538	17
844,583	510,886	1,355,469	489,441	277,309	766,750	512,167	175,876	688,043	18
11,367	55,902	67,269	8,837	106,360	115,197	13,282	167,161	180,443	19
324,797		324,797	706,794		706,794	423,429		423,429	20
12,014	987	13,001	15,395	2,543	17,938	17,257	627	17,884	21
5,503,405	1,581,331	7,084,736	6,915,383	1,388,848	8,304,231	6,503,928	1,341,618	7,845,546	22
69,778	28,236	98,014	169,129	27,495	196,624	119,071	5,720	124,791	23
6,679,264	2,141,552	8,820,816	10,919,994	2,692,578	13,612,572	12,127,867	2,097,699	14,225,566	24
139,238		139,238	220,518	9,518	230,036	212,791	1,531	214,322	25
7,155	24,845	32,000	15,292	16,921	32,213	3,166	35,839	39,005	26
7	47,468	47,475	2,192	52,720	54,912	157	73,161	73,318	27
839,995	187,378	1,027,373	841,045	320,241	1,161,286	1,318,940	619,329	1,938,269	28
544,002	135,063	679,065	704,209	236,899	941,108	558,294	295,770	854,064	29
1,620,868	188,683	1,809,551	1,503,731	293,277	1,797,008	1,487,451	325,181	1,812,632	30
17,760	72,498	90,258	109,334	82,605	191,939	125,575	137,034	262,609	31
58,682	45,500	104,182	60,621	100,828	161,449	78,758	268,851	347,609	32
18,987		18,987	4,884		4,884	10,393		10,393	33
413,385	32,634	445,419	19,498	45,793	65,291	157,864	67,210	225,074	34
15,007	20,740	35,747	9,757	45,547	55,304	14,305	39,625	53,930	35
100,775	85,403	186,178	138,519	105,495	244,014	122,328	164,184	286,512	36
61,570	45,681	107,251	104,463	49,018	153,481	205,876	224,583	430,459	37
6,123	227,194	233,317	83,489	204,312	287,801	24,282	277,687	301,969	38
813,411	155,354	968,765	640,839	161,823	802,662	857,192	138,553	995,745	39
3	32,975	32,978		94,479	94,479		62,666	62,666	40
607,716	739	608,455	781,833	15,173	797,006	944,077	7,599	951,676	41
148,946	4,025	152,971	201,103	23,041	224,144	233,015	3,479	236,494	42
119,306,775	72,382,230	191,689,005	129,794,147	71,197,684	200,991,831	144,764,375	71,783,924	216,548,299	43
	25,900	25,900		23,310	23,310	1,722	27,376	29,098	44
5,260	23,551	28,811	292,804	95,251	388,055		35,292	35,292	45
60,309	1,018	61,327	62,803	3,858	66,661	43,346	14,339	57,685	46
237,374	302,314	539,688	263,687	477,476	741,163	288,970	164,503	753,473	47
313,374	578,013	921,387	264,689	649,115	913,804	307,551	768,732	1,076,283	48
1,878	9,688	11,566	8,901	105,186	114,087	292	120,179	120,471	49
121	10,758	10,879		14,033	14,033		9,563	9,563	50
	32,641	32,641	228	25,639	25,867		16,131	16,131	51
	33,340	33,611	15,626	68,227	83,853	19,185	57,748	76,933	52
143,547,752	83,104,475	226,652,227	158,231,068	82,569,666	240,800,734	175,806,941	83,873,738	259,680,679	
190,415,525	196,487,632	386,903,157	212,270,158	211,640,286	423,910,444	241,214,961	225,849,724	467,064,685	

3-4 EDWARD VII., A. 1904

No. 11.—ITEMIZED STATEMENT showing the Values of all Imports into and Exports from all Goods Entered for Consumption, with the amounts of duties

ARTICLES.	ENTERED FOR HOME CONSUMPTION.					
	1902.			1903.		
	Quantity.	Value.	Duty.	Quantity.	Value.	Duty.
		£	£ cts.		£	£ cts.
1 Agricultural products, N. E. S.						
2 Ale, beer and porter, in bottles, (Gals.)	236,394	167,582	56,734 56	277,550	193,128	66,612 00
3 " " in casks, " " "	177,593	39,300	28,414 88	238,196	58,129	38,111 36
Total ale and beer, " " "	413,987	206,882	85,149 44	515,746	251,257	104,723 36
4 Ale, ginger, " " " " "		8,662	1,274 89		8,019	1,078 91
Animals, living, viz.:—						
5 Dogs, " " " " " " " No.	252	6,135		296	23,999	
6 Cattle, 1 year old and less, " " "						
7 " " over 1 year old, " " " " "	9,524	133,717	26,743 40	37,528	472,738	94,547 60
8 Horses, 1 year old and less, " " "						
9 " " over 1 year old, " " " " "	17,823	537,528	107,501 73	29,598	790,169	158,033 80
10 Hogs, " " " " " " " " " Lbs.	116,066	6,782	1,740 99	19,745	1,626	296 18
11 Sheep, 1 year old and less, " " "						
12 " " over 1 year old, " " " " " No.	139,155	357,927	71,585 40	79,817	206,856	41,371 20
13 Poultry, " " " " " " " " "						
14 All other, N. E. S. " " " " "		29,034	5,806 80		36,230	7,246 00
Animals, for improvement of stock:—						
15 Horses, " " " " " " " " " No.	457	227,863		912	636,331	
16 Cattle, " " " " " " " " " " "	1,604	114,575		961	159,238	
17 Sheep, " " " " " " " " " " "	659	14,323		137	3,614	
18 Swine, " " " " " " " " " " "	184	4,961		154	5,846	
19 Fowls, domestic, pure bred, and pheasants and quails and homing or messenger pigeons, " " " " " " "		6,213			5,035	
Animals brought into Canada, temporarily, and for a period not exceeding 3 months, for the purpose of exhibition or competition for prizes offered by any agricultural or other association, viz.:—						
20 Horses, " " " " " " " " " " "						
21 All other, N. E. S. " " " " " " "						
Total animals, living, " " " " "		1,439,358	213,378 32		2,341,680	391,494 78
22 Animals, products of, N. E. S.						
23 Artificial limbs, " " " " " " " " "		13,316			17,148	
24 Ashes, " " " " " " " " " " "						
25 " " pot and pearl, " " " " " " " Lbs.	126,414	18,598		186,643	10,394	
26 Asphaltum or asphalt, " " " " " " " Cwt.	75,522	102,317		66,937	96,046	
27 Bagatelle tables or boards, " " " " " No.	68	830	276 97	20	834	288 99
28 Baking powders, " " " " " " " " " Lbs.	322,081	93,709	19,317 76	362,751	107,570	21,760 18
29 Balls, cues and racks and cue tips for bagatelle boards and billiard tables, " " " " " " " " " " "		3,024	1,035 99		3,823	1,269 71
30 Balsam, " " " " " " " " " " " " "						
31 Baskets of all kinds, N. E. S.		39,175	8,838 90		37,036	10,784 60
32 Bees, " " " " " " " " " " " " "		159			110	
33 Belts, surgical, and trusses, electric belts, pessaries and suspensory bandages of all kinds, " " " " " " " " " " "		16,378	3,213 70		25,280	4,936 91
34 Belts, of all kinds, N. O. P.		50,181	16,333 27		57,321	18,823 61

SESSIONAL PAPER No. 10

Canada in each Fiscal Year from 1899 to 1903, and the Quantities and Values of collected thereon for the Fiscal Years ended June 30, 1902 and 1903.

IMPORTS.					EXPORTS.					
Value.					Value.					
1899.	1900.	1901.	1902.	1903.	1899.	1900.	1901.	1902.	1903.	
\$	\$	\$	\$	\$	\$	\$	\$	\$	\$	
					90,769	94,163	129,792	72,071	718,339	1
141,510	199,233	180,700	166,962	189,251	3,704	6,710	12,884	11,310	9,873	2
26,751	24,338	27,298	59,519	60,451						3
168,201	223,571	207,998	206,481	249,702	3,704	6,710	12,884	11,310	9,873	
5,242	5,726	7,632	9,668	7,825						4
5,069	4,061	8,119	6,435	23,999						5
69,454	70,129	202,630	172,192	497,438	251,349	399,806	287,474	125,299	60,471	6
					8,325,032	8,699,890	8,781,386	10,574,331	11,309,791	7
454,929	362,245	275,992	570,651	869,672	109,081	4,350	4,070	5,924	5,045	8
9,358	10,711	8,091	6,812	1,626	968,826	1,265,185	1,071,831	1,758,504	1,033,363	9
89,161	114,090	171,443	372,010	213,728	5,064	14,573	8,301	84,079	322,369	10
90,900	84,159	33,135	39,764	54,690	1,118,084	1,182,970	1,097,317	899,878	989,638	11
					423,048	711,042	531,414	596,893	669,236	12
					57,906	36,876	67,913	39,068	41,847	13
					33,022	24,310	59,905	22,940	23,816	14
129,962	163,230	154,737	227,863	636,331						15
41,704	101,523	110,124	114,575	159,238						16
7,052	19,112	13,800	14,323	3,614						17
3,466	1,574	2,623	4,961	3,846						18
5,995	4,993	5,246	6,213	5,033						19
116,099	221,650	241,477	436,180	562,484						20
1,473	2,674	24,924	14,362	15,381						21
1,024,622	1,160,151	1,252,341	1,986,341	3,040,080	11,291,402	12,330,002	11,909,611	14,106,916	14,455,576	
					65,209	82,349	142,078	262,987	149,727	22
7,544	8,103	10,087	13,316	17,148						23
					57,859	74,944	71,776	88,322	71,485	24
5,621	6,258	2,584	18,598	10,394	52,938	63,311	48,718	45,476	45,846	25
95,800	68,748	67,587	102,317	96,046						26
650	300	67	830	834						27
96,202	103,298	110,246	89,188	108,362						28
3,604	3,957	2,647	3,024	3,823						29
					3,820	8,761	391	1,558	7,117	30
25,352	21,428	29,846	29,741	36,675						31
68	21,835	46	159	110						32
14,374	17,018	17,892	16,378	25,398						33
53,938	53,862	43,520	50,321	57,829						34

3-4 EDWARD VII., A. 1904

No. 11.—ITEMIZED STATEMENT showing the Values of Imports

ENTERED FOR HOME CONSUMPTION.						
ARTICLES.	1902.			1903.		
	Quantity.	Value.	Duty.	Quantity.	Value.	Duty.
		§	§ cts.		§	§ cts.
1 Bells, imported by and for the use of churches.....		59,750			37,825	
2 Bells and gongs, N.E.S.....		25,806	7,647 30		28,510	8,513 10
Billiard tables, viz:—						
3 Without pockets..... No.	196	7,309	2,514 63	357	20,522	6,223 72
4 With pockets..... "	21	1,849	563 27			
Total billiard tables.....	217	9,158	3,077 90	357	20,522	6,223 72
5 Blacking, shoe and shoemaker's ink.....		23,490	5,741 93		21,336	5,199 95
6 Blinds of wood, metal or other material, not textile or paper.....		656	196 80		735	220 50
7 Blueing—laundry blueing, of all kinds.....	Lbs.	155,235	18,041 3,238 36		23,009	4,107 80
8 Boats, life and life saving apparatus, specially imported by societies established to encourage the saving of human life.....			72		4	
9 Boats, open, pleasure, sail boats, skiffs and canoes..... No.	273	15,202	3,764 67	215	30,865	7,594 26
10 Bolsters and pillows.....		2,778	809 80		8,838	2,591 80
11 Bones, crude, not manufactured, burned, calcined, ground or steamed..... Cwt.	5,372	8,216		39,414	45,930	
12 Bone pitch, crude only.....		624			2,478	
13 Bone manufactures of, N.E.S.....		10,349	1,990 02			
Books, periodicals, pamphlets, &c:—						
14 Books, printed; periodicals and pamphlets, N.E.S.....		700,291	65,822 49		767,817	71,709 12
15 Novels or works of fiction, or literature of a similar character, unbound or paper bound, or in sheets, including freight rates for railways and telegraph rates, bound in book or pamphlet form, not including Christmas annuals or publications commonly known as juvenile and toy books.....		81,789	15,568 93		98,692	18,773 97
16 Bank notes, bonds, bills of exchange, cheques, promissory notes, drafts and all similar work unsigned, and cards and other commercial blank forms printed or lithographed, or printed from steel or copper or other plates, and other printed matter, N.E.S.....		58,441	19,629 46		76,324	25,548 82
17 Bibles, prayerbooks, psalm and hymn books, &c.....		167,831			202,517	

SESSIONAL PAPER No. 10

into and Exports from Canada, &c.—*Continued.*

IMPORTS.					EXPORTS.				
Value.					Value.				
1899.	1900.	1901.	1902.	1903.	1899.	1900.	1901.	1902.	1903.
\$	\$	\$	\$	\$	\$	\$	\$	\$	\$
19,165	37,959	35,877	59,750	37,825					
20,677	20,890	21,159	25,767	28,459					
1,248	5,573	5,408	7,309	20,522					
1,652	2,369	173	1,849						
2,900	7,942	5,581	9,158	20,522					
27,532	21,663	21,202	23,635	21,364					
662	407	256	654	735					
18,663	16,900	20,127	18,825	23,379					
			72						
6,271	5,934	8,479	15,752	30,766					
2,061	2,327	2,359	2,778	8,797					
10,788	18,983	2,839	8,216	45,930	46,928	46,367	38,868	-29,541	32,228
321	545	424	624	2,478					
22,176	37,111	14,122	10,394						
681,493	654,621	728,098	700,047	768,907	130,418	173,391	160,060	179,877	205,293
71,904	86,515	90,089	82,026	98,681					
29,535	38,762	65,014	64,754	77,734					
143,882	143,786	163,267	167,834	202,517					

3-4 EDWARD VII., A. 1904

No. 11.—ITEMIZED STATEMENT showing the Values of Imports

ARTICLES.	ENTERED FOR HOME CONSUMPTION.					
	1902.			1903.		
	Quantity.	Value.	Duty.	Quantity.	Value.	Duty.
		£	£ cts.		£	£ cts.
Books, periodicals, &c. — <i>Con.</i>						
1 Books printed by any government or by any scientific association, &c., and not for trade purposes.....		1,949			3,744	
2 Books, &c., for instruction of deaf and dumb and blind exclusively.....		386			153	
3 Books embossed, for the blind.....						
4 Books not printed or reprinted in Canada, for use of colleges, &c., free libraries, college libraries, &c., and law societies, and being the property of the organized authorities of such library and not in any case the property of individuals, also books in print more than 12 years.....		189,867			226,761	
5 Books on the application of science to industries of all kinds, including books on agriculture, horticulture, mining, architecture, engineering, &c., and similar industrial books, also books printed in any language other than the English and French languages, or in any two languages not being the English and French, or in any three or more languages.....		64,026			84,835	
6 Charts and maps.....		13,198	2,402 31		19,770	3,423 85
7 Charts and maps for the use of schools for the blind.....		37				
8 Charts, admiralty.....		1,075			916	
9 Chromos, chromotypes, oleographs, or like work produced by any process other than hand painting or drawing, and having any advertisement or advertising matter printed, lithographed, or stamped thereon, or attached thereto, or other similar artistic work, lithographed printed or stamped on paper or cardboard for business or advertisement purposes, N. O.P. Lbs.	8,374	2,877	1,256 10	19,174	3,732	2,846 70
10 Globes, geographical, topographical and astronomical.....		2,325			2,751	
11 Labels for fruit, vegetables, meat, fish and confectionery, &c.....		80,080	26,871 24		112,571	38,474 60
12 Manuscripts and insurance maps.....		3,226			2,292	
13 Newspapers or supplemental editions or parts thereof partly printed and intended to be completed and published in Canada.....					1,597	399 25

+ Photographs.

SESSIONAL PAPER No. 10

into and Exports from Canada, &c.—Continued.

IMPORTS.					EXPORTS.				
Value.					Value.				
1899.	1900.	1901.	1902.	1903.	1899.	1900.	1901.	1902.	1903.
£	£	£	£	£	£	£	£	£	£
1,503	6,714	1,733	1,949	3,744					1
(271 82	94 216	729 15	386	153					1 3
165,343	227,504	203,644	189,867	226,761					4
22,770 10,925	46,010 20,407	48,391 16,221	64,026 13,240	84,835 19,780					5 6
42 426	738	1,316 938	37 1,075	916					7 8
2,828	4,056	1,326	2,877	3,732	+4,736	+5,340	+4,640	+4,369	+4,346 9
2,483	3,112	2,263	2,325	2,751					10
65,260	78,202	65,389	80,100	112,919					11
2,611	1,661	504	3,226	2,292					12
8	437			1,597					13

3-4 EDWARD VII., A. 1904

No. 11.—ITEMIZED STATEMENT showing the Values of Imports,

ENTERED FOR HOME CONSUMPTION.						
ARTICLES.	1902.			1903.		
	Quantity.	Value.	Duty.	Quantity.	Value.	Duty.
		§	§ cts.		§	§ cts.
Books, periodicals, &c.— <i>Con.</i>						
1 Newspapers, and quarterly, monthly and semi-monthly magazines and weekly literary papers, unbound.....		145,809			159,471	
2 Pamphlets, advertising, pictorial show cards, illustrated advertising periodicals, illustrated price books, catalogues and price lists; advertising calendars and almanacs; patent medicine or other advertising circulars, fly sheets or pamphlets.....	Lbs.	320,224	76,531 46,960 80	395,187	87,901	57,871 25
3 Posters, advertising bills, and folders.....	"	101,498	24,254 14,906 88	127,018	25,811	18,676 31
4 Printed music bound or in sheets.....			47,672 4,417 68		76,177	7,079 46
Total books, periodicals, &c.....		1,661,667	197,835 89		1,933,832	244,803 33
5 Boot, shoe and stay laces of any material.....		95,588	22,387 80		90,765	21,974 20
6 Boots and shoes and slippers of all kinds, except rubber and leather.....		51,283	11,890 79		82,161	19,543 21
7 Braces or suspenders, and metal parts of.....		93,413	29,611 91		99,328	31,028 73
Breadstuffs, &c., viz:—						
8 Arrowroot.....	Lbs.	23,497	1,368 222 64	11,658	786	117 10
9 Biscuits, sweetened, of all kinds.....	"	124,108	14,496 3,277 82	163,767	18,691	4,124 75
10 Biscuits of all kinds, not sweetened.....	"	244,057	13,498 3,192 64	249,897	14,964	3,571 75
11 Bread, unleavened, for religious purposes.....			4,328		6,651	
12 Macaroni and vermicelli.....	Lbs.	939,190	45,157 11,287 51	1,516,867	60,264	15,065 58
13 Rice, cleaned.....	"	14,505,042	301,970 158,892 74	17,506,383	365,497	186,365 13
14 " uncleaned, unhulled or paddy.....	"	10,766,009	140,784 40,536 69	14,480,946	206,018	53,360 92
15 Rice and sago flour and sago.....	"	1,103,786	17,652 3,417 25	1,426,038	20,603	3,722 99
16 Tapioca.....	"	2,924,610	65,941 11,648 22	3,347,925	59,717	10,670 90
17 All other breadstuffs, N.E.S.....			302,636 59,513 13		371,280	73,390 13
Total breadstuffs, N.E.S.....		907,890	291,988 64		1,124,471	350,389 25
Grain, viz:—						
18 Barley.....	Bush.	8,629	3,691 1,080 50	2,609	1,644	432 60
19 Beans.....	"	11,610	21,939 1,741 10	23,103	39,303	3,764 65
20 Locust beans and locust bean meal.....	Lbs.	62,125	1,247	38,093	767	

SESSIONAL PAPER No. 10

into and Exports from Canada, &c.—*Continued.*

IMPORTS.					EXPORTS.					
Value.					Value.					
1899.	1900.	1901.	1902.	1903.	1899.	1900.	1901.	1902.	1903.	
\$	\$	\$	\$	\$	\$	\$	\$	\$	\$	
130,878	135,861	151,571	145,809	159,471						1
67,828	66,712	66,855	76,519	88,185						2
17,126	17,702	22,972	24,380	25,896						3
29,174	34,818	33,266	47,682	76,177						4
1,446,372	1,567,928	1,663,601	1,668,159	1,957,048	135,154	178,731	164,700	184,246	209,639	
61,440	65,570	85,442	95,284	93,209						5
58,050	46,015	74,144	54,630	81,224						6
72,992	65,969	70,635	93,163	99,285						7
1,006	788	1,594	1,206	827						8
14,714	19,581	16,132	14,219	18,787						9
23,291	16,198	13,708	13,498	14,951	23,652	22,742	29,166	30,177	33,571	10
2,581	3,983	3,783	4,328	6,651						11
33,863	35,580	35,574	44,671	64,186						12
232,642	226,896	317,020	298,295	371,887	10,789	536	5,692	2,595	870	13
183,115	187,947	178,547	146,728	276,874						14
19,731	38,994	8,482	15,827	19,786	35,942	22,230	25,541	20,546	18,917	15
36,940	56,221	53,650	67,083	62,774						16
100,140	125,716	186,971	300,314	375,725						17
648,023	711,904	815,461	906,169	1,212,448	70,383	45,508	60,399	53,318	53,355	
67,442	215,228	32,797	3,691	1,644	179,519	1,200,852	1,173,219	231,199	457,233	18
46,052	40,681	20,917	21,333	40,049	230,238	335,542	418,810	225,813	79,801	19
867	206	369	1,347	767						20

3-4 EDWARD VII., A. 1904

No. 11.—ITEMIZED STATEMENT showing the Values of Imports

ARTICLES.		ENTERED FOR HOME CONSUMPTION.					
		1902.			1903.		
		Quantity.	Value.	Duty.	Quantity.	Value.	Duty.
		\$	\$	cts.	\$	\$	cts.
Breadstuffs— <i>Concluded.</i>							
Grain— <i>Concluded.</i>							
1	Buckwheat..... Bush.	35	29	3 50			
2	Indian corn for distillation..... "	474,795	286,993	35,609 62	813,275	480,602	60,995 74
3	" " N.E.S. "	4,485,072	2,480,397		6,033,898	3,250,329	
4	Oats..... "	133,112	71,500	13,204 70	100,811	50,896	10,081 10
5	Pease..... "	9,663	15,426	966 30	6,406	14,531	640 60
6	" split..... "						
7	Rye..... Bush.	2,038	981	203 80	430	296	43 00
8	Wheat..... "	148,326	89,407	17,799 18	84,931	57,794	10,191 72
9	Grain, all other.....						
	Total grain.....		2,971,710	70,608 70		3,896,162	86,149 41
Grain, products of, viz :—							
10	Malt..... Bush.	100,438	69,076	15,057 70	101,491	76,594	15,211 65
11	Bran, mill feed, &c.		104,519	20,903 80		108,011	21,529 71
12	Buckwheat meal or flour..... Lbs.	56,922	1,928	142 31	96,045	2,835	240 10
13	Indian or corn meal..... Brls.	26,136	66,033	6,534 00	25,390	65,431	6,347 50
14	Oatmeal..... Lbs.	517,361	11,034	2,200 07	206,471	5,884	1,171 80
15	Rye flour..... Brls.	617	1,817	308 50	1,307	3,564	653 50
16	Wheat flour..... "	47,143	144,850	28,283 40	35,247	115,279	21,148 20
17	Hominy, cracked, evaporated or dried corn.....		2,986	597 20		5,462	1,080 80
18	Meal, all other.....						
19	Grain, flour and meal of all kinds, when damaged by water <i>in transitu</i>		5,884	872 27		52,443	7,103 08
	Total grain products.....		498,127	74,899 25		435,503	74,486 34
	Total breadstuffs.....		4,287,727	437,496 59		5,456,136	511,025 00
Bricks, clays and tiles (<i>see</i> Earthen- ware :—							
20	Fire brick and stove linings, N.E.S.		45,608	8,786 17		34,522	6,580 25
21	Fire brick for use exclusively in process of manufacture..... M.	20,740	329,116		25,078	482,794	
22	Bath brick.....		488	65 88		1,031	139 63
23	Building brick..... M.	4,087	33,802	6,635 14	2,881	28,493	5,444 76
24	Paving brick..... "	1,030	16,788	2,698 37	1,337	18,811	3,180 02
25	China clay..... Cwt.	136,609	54,531		173,244	61,931	
26	Fire clay, unmanufactured.....		64,541			94,509	
27	Manufactures of clay, N.O.P.....		20,065	3,586 59		17,574	3,411 08
28	Pipe clay.....		337			203	
29	Clay, all other, N.E.S.....		21,312			19,773	
30	Drain tiles, not glazed.....		269	53 80		252	42 27
31	Drain pipes and sewer pipes, chimney linings or vents and inverted blocks, glazed or un- glazed.....		55,261	18,754 29		57,100	18,860 03
	Total bricks, clays and tiles. ...		641,918	40,580 24		816,993	37,658 04

SESSIONAL PAPER No. 10

into and Exports from Canada, &c.—Continued.

IMPORTS.					EXPORTS.				
Value.					Value				
1899.	1900.	1901.	1902.	1903.	1899.	1900.	1901.	1902.	1903.
₪	₪	₪	₪	₪	₪	₪	₪	₪	₪
49	72	41	29	178,637	146,055	227,717	175,517	175,394
9,245,038	7,163,485	6,648,081	2,770,456	3,737,383	6,411,495	4,758,778	5,507,245	1,287,789	1,085,601
292,060	422,977	946,511	131,818	70,651	3,536,937	2,489,048	3,103,575	2,104,883	2,632,886
10,321	23,763	16,160	20,748	18,010	1,837,303	2,003,164	2,490,931	1,591,586	1,956,266
.....	123,493	155,694	193,154	222,954	701,288
232,091	57,318	310,160	239,404	473,651	572,593	335,899	708,156	484,073	29,088,781
7,020,521	4,542,176	6,370,314	7,217,137	5,556,705	14,043,972	16,368,889	13,622,930	26,410,101	3,299
.....	3,926	1,260	1,954	15,985
16,914,441	12,465,900	14,345,350	10,405,963	9,898,860	27,127,113	27,795,181	27,447,691	32,749,900	35,280,549
.....
52,340	57,530	66,329	68,121	75,896	3,326	10,939	3,563	5,706	7,415
64,318	74,266	90,493	104,519	108,628	168,120	145,206	243,215	237,178	242,100
3,559	5,152	2,410	1,928	2,835
82,275	76,415	57,684	66,033	65,431	3,961	2,496	1,719	4,369	5,191
42,314	23,551	63,376	12,413	20,584	396,568	474,991	467,807	344,332	538,149
3,654	3,428	3,403	1,714	3,568	45	9,821
233,534	181,899	156,009	155,544	111,056	3,145,874	2,800,347	4,030,746	3,969,135	4,700,651
.....
2,050	3,648	3,231	2,980	5,895	5,288	5,225	31,402	42,124	29,791
.....
8,048	6,374	2,090	5,884	52,443
.....
492,092	432,261	445,025	419,136	446,536	3,723,137	3,449,204	4,778,497	4,612,665	5,523,297
18,054,556	13,610,065	15,605,836	11,731,268	11,557,644	30,920,633	31,289,893	32,286,587	37,415,883	40,857,204
.....
38,487	39,535	32,831	45,608	34,581
126,995	344,279	418,461	329,116	482,794
1,401	1,801	1,744	472	1,031
21,306	19,305	20,077	33,802	28,493	732	3,690	6,823	8,792	12,345
17,937	39,579	10,414	16,788	18,811
47,270	53,215	47,419	54,331	61,931
30,443	59,291	79,530	64,541	94,509
9,570	15,480	11,513	20,065	17,574	523	215	1,341	642	109
2,388	1,448	326	337	203
8,416	9,011	13,976	21,312	19,773
1,827	1,383	1,264	269	252
.....
32,071	37,766	54,842	55,238	57,100
.....
338,111	622,093	692,997	641,879	817,052	1,255	3,905	8,164	9,434	12,454

3-4 EDWARD VII., A. 1904

No 11.—ITEMIZED STATEMENT showing the Values of Imports

ARTICLES.	ENTERED FOR HOME CONSUMPTION.					
	1902.			1903.		
	Quantity.	Value.	Duty.	Quantity.	Value.	Duty.
		£	£ cts.		£	£ cts.
1 Brim moulds and moulds and skins for gold-beaters.....		598			692	
2 Bristles..... Lbs.	107,850	78,920		115,400	92,388	
3 British gum, dressing, sizing cream and enamel sizing..... "	1,409,336	53,322	5,132 29	1,557,204	67,022	6,536 21
4 Broom corn.....		202,487			165,231	
5 Brooms and whisks.....		3,815	758 22		3,002	596 03
6 Brushes.....		223,511	54,655 50		244,544	59,848 68
Total brooms and brushes.....		227,326	55,413 72		247,546	60,444 71
7 Bullion or gold fringe.....		4,315			4,001	
8 Buttons, all kinds, N.O.P.....		194,796	65,318 33		299,521	101,669 24
9 Buttons, pantaloons, wholly of metal..... Gross.	298,489	24,124	5,955 26	137,252	26,530	6,595 16
10 Shoe buttons, papier maché..... "	77,974	3,223		26,267	2,688	
11 Shoe buttons, N.E.S..... "	205	42	10 32	431	130	31 84
12 Lastings, mohair cloth, or other manufactures of cloth, imported by manufacturers of buttons for use in their own factories, and woven and made in patterns of such size, shape or form, and cut in such manner, as to be fit for covering buttons, exclusively.....		996			1,990	
Total buttons.....		223,181	71,283 91		330,859	108,296 24
Candles—						
13 Tallow..... Lbs.	257,248	26,541	6,406 98			
14 Paraffine wax..... "	51,120	5,752	1,677 90	83,377	9,025	2,649 30
15 All other, N.E.S..... "	651,061	69,201	16,645 56	839,999	86,822	20,643 10
Total candles..... "	959,429	101,494	24,730 44	923,376	95,847	23,292 40
Carpets, mats and rugs, N.E.S.—						
16 Carpeting, rugs, mats and matting of straw.....		44,225	11,042 26		60,668	15,155 25
17 Carpets, N.E.S..... Yds.	188,513	118,166	28,487 20	18,233	11,035	2,745 08
18 Cocoa carpeting, mats, rugs and matting.....		5,221	1,134 02		2,631	496 84
19 Mats and rugs, including door and carriage, N.E.S.....		131,317	38,126 38		171,429	49,617 22
Total carpets, mats and rugs, N.E.S.....		298,929	78,789 86		245,763	68,014 39
20 Carpet sweepers..... No.	2,860	9,067	2,720 10	6,102	11,504	3,451 20

SESSIONAL PAPER No. 10

into and Exports from Canada, &c.—*Continued.*

IMPORTS.					EXPORTS.					
Value.					Value.					
1899.	1900.	1901.	1902.	1903.	1899.	1900.	1901.	1902.	1903.	
£	£	£	£	£	£	£	£	£	£	
283	109	104	598	692						1
74,140	84,105	60,691	78,920	92,388						2
32,194	43,961	47,836	52,241	66,830						3
108,251	134,384	212,037	202,487	165,231						4
3,521	2,777	3,530	3,820	3,002						5
156,026	188,227	191,303	218,475	245,817						6
159,547	191,004	194,833	222,295	248,819						
2,645	4,319	4,370	4,315	4,001						7
122,237	152,549	150,528	194,851	299,414	180	329	291	202	772	8
26,869	31,865	26,022	24,142	26,530						9
2,626	3,718	2,494	3,223	2,688						10
198	1,599	415	42	130						11
1,095	523	1,145	996	1,990						12
153,025	190,254	180,604	223,254	330,752	180	329	291	202	772	
31,285	6,764	39,870	23,368							13
6,022	3,620	7,187	5,754	9,041						14
38,959	49,228	67,293	67,925	87,179	42	1,885	75	151	2,748	15
76,266	59,612	114,350	97,047	96,220	42	1,885	75	151	2,748	
21,360	40,624	40,044	55,254	60,035						16
87,384	119,235	137,900	119,045	11,040						17
4,035	6,289	2,323	4,783	2,631						18
84,547	105,585	113,907	133,406	173,904						19
197,326	271,733	294,174	312,488	247,610						
4,725	3,270	3,996	9,067	11,504						20

3-4 EDWARD VII., A. 1904

No. 11.—ITEMIZED STATEMENT showing the Values of Imports

ARTICLES.		ENTERED FOR HOME CONSUMPTION.					
		1902.			1903.		
		Quantity.	Value.	Duty.	Quantity.	Value.	Duty.
			£	£ cts.		£	£ cts.
Carriages—							
1	Farm wagons, No.	2,140	95,512	23,878 00	3,898	174,471	43,617 75
2	Freight wagons, drays and similar vehicles, "	481	28,434	7,108 50	371	21,876	5,464 75
3	Buggies and carriages, "	1,245	70,692	24,458 24	987	70,011	24,113 85
4	Pleasure carts and similar vehicles, N.E.S. "	55	1,845	645 75			
5	Parts of above vehicles, including parts of cutters, children's carriages and sleds, N.O.P.		63,870	22,270 96		85,466	29,841 23
6	Railway passenger cars, 1st class, No.	16	38,200	11,460 00	12	26,179	7,853 70
7	Railway passenger cars, 2nd class, "	2	1,340	402 00			
8	Railway passenger cars, train or horse, "	18	6,071	1,821 30	40	30,472	9,141 60
9	Railway box and flat cars, "	992	443,931	133,179 30	270	51,834	15,550 20
10	Railway or road scrapers, "	4,359	30,290	9,087 00		48,356	14,506 80
11	Parts of railway cars, "		373,512	111,732 70		403,199	120,539 20
12	Sleighs and cutters, No.	496	11,996	3,062 50	626	12,714	3,263 30
13	Wheelbarrows, trucks, and hand-carts, "	12,978	45,189	13,544 50	12,473	64,500	19,342 90
14	Bicycles, tricycles and velocipedes, &c, "	6,265	88,164	26,417 10	4,449	60,035	17,906 00
15	Bicycles and tricycles, parts of, "		111,042	22,815 10		122,003	36,170 50
16	Children's carriages and sleds, No.	9,308	11,177	3,802 99		22,182	7,759 97
17	All other carriages, not otherwise enumerated,						
Total carriages,			1,421,265	425,685 94		1,193,298	355,071 75
18	Cash registers, No.	813	109,921	32,976 30	925	122,114	36,634 20
19	Celluloid, mfrs. of N.E.S.		22,806	4,329 32		34,990	6,624 87
20	Celluloid, moulded into sizes for handles of knives and forks, &c., also moulded celluloid balls and cylinders coated with tin foil or not, but not finished or further manufactured, and celluloid lamp shade blanks,		43	2 87		20	2 00
21	Celluloid, xylonite or xyolite in sheets and in lumps, blocks or balls, in the rough,		35,273			35,061	
22	Cement, hydraulic or waterlime, Cwt.	29,585	17,755	3,698 14	13,690	6,333	1,711 36
23	" Portland, " " " "	1,971,616	833,657	233,753 92	2,316,853	868,131	271,004 03
24	" N.E.S.		10,770	1,929 09			
25	" manufactures, N.O.P.		1,464	290 93		16,281	2,992 14
Total cement,			863,646	239,672 08		890,745	275,707 53

SESSIONAL PAPER No. 10

into and Exports from Canada, &c.—Continued.

IMPORTS.					EXPORTS.					
Value					Value.					
1899.	1900.	1901.	1902.	1903.	1899.	1900.	1901.	1902.	1903.	
%	%	%	%	%	%	%	%	%	%	
78,033	56,482	42,151	95,512	174,411	4,212	9,759	6,814	11,564	15,555	1
26,203	24,319	18,839	29,934	21,326						2
47,047	41,928	64,389	71,192	71,998						3
7,665	5,240	1,603	3,220	6,806						4
27,585	34,111	31,919	63,870	85,466	3,925	6,733	16,489	27,476	29,766	5
67,839	21,474	7,753	38,200	26,179						
775		15,850	1,340							
6,198	7,042	22,994	6,071	30,472						8
32,362	125,787	276,997	443,931	61,558						9
11,598	15,001	18,045	30,617	49,008						10
209,139	442,992	188,995	371,346	403,199						11
6,451	15,137	15,877	11,996	12,714						12
25,399	40,446	42,338	44,894	63,796						13
497,161	234,384	153,346	81,714	60,500	258,444	182,437	350,315	316,132	131,562	14
319,421	342,122	212,787	125,350	122,283	49,971	19,892	58,271	95,228	47,745	15
20,090	7,472	8,684	11,177	22,187						16
					24,314	9,678	31,497	36,914	42,309	17
1,382,966	1,413,937	1,122,567	1,430,364	1,205,697	361,936	255,638	491,300	527,726	310,695	
77,715	115,104	73,464	109,921	122,114						18
16,382	19,643	22,481	22,608	35,340						19
2		8	43	20						20
22,772	27,136	31,270	35,273	35,061						21
694	4,711	6,865	17,755	6,333	6,710	7,723	5,193	14,524	9,735	22
471,951	501,521	606,544	861,751	901,063						23
8,929	10,491	4,870	10,801	16,281						24
2,797	3,870	3,489	1,464							25
484,371	520,593	675,768	891,771	923,677	6,710	7,723	5,193	14,524	9,735	

3-4 EDWARD VII., A. 1904

No. 11—ITEMIZED STATEMENT showing the Values of Imports

ENTERED FOR HOME CONSUMPTION.						
ARTICLES.	1902.			1903.		
	Quantity.	Value.	Duty.	Quantity.	Value.	Duty.
		§	§ cts.		§	§ cts.
1 Chronometers and compasses for ships		7,117			6,862	
2 Church vestments of any material		13,635	2,692 29		18,715	3,697 70
3 Cider, not clarified or refined.... Galls.	874	297	43 70	340	103	17 00
4 " clarified or refined.. " "	2,070	3,172	902 33	2,855	2,753	280 49
5 Clocks.....		230,714	57,097 15		270,116	67,165 16
6 Clock keys and clock movements		3,281	759 60			
Total clocks, &c., &c.....		233,995	57,757 75		270,116	67,165 16
7 Clothes wringers and parts thereof for domestic use..... No.	9,958	16,916	5,920 69	10,060	17,466	6,113 10
8 Cloths, not rubbered or made waterproof, whether of wool, cotton, union, silk or ramie, 60 inches or over in width and weighing not more than 7 oz. to the square yard, when imported exclusively for the manufacture of mackintosh clothing..... Yds.	347,141	70,371	7,037 10	465,380	92,285	9,320 65
9 Clothing and wearing apparel, N.O.P. (exports).....						
Coal and coke, &c.:—						
10 Anthracite coal and dust..... Tons.	1,652,451	7,021,939		1,456,713	7,028,664	
11 Coal, bituminous..... "	3,047,392	5,712,058	1,698,435 92	3,511,412	7,776,717	1,849,808 84
12 " dust, N.E.S..... "	489,548	264,550	44,557 58	550,883	420,317	64,522 08
13 Charcoal.....					19,087	3,141 07
14 Cinders.....						
15 Coke..... Tons.	267,142	842,815		256,723	1,222,756	
Total coal, coke, &c..... "	5,456,533	13,841,362	1,652,963 50	6,275,329	16,467,541	1,917,471 99
16 Cocoanuts, imported from place of growth by vessels direct to a Canadian port..... No.	2,237,769	37,021	7,703 38	2,143,604	36,804	7,237 14
17 Cocoanuts, N.E.S..... "	157,999	4,332	1,579 90	98,908	2,883	989 08
18 Cocoanuts, desiccated, sweetened or not..... Lbs.	19,562	2,040	843 25	19,926	2,353	923 05
Total cocoanuts.....		43,393	9,926 62		42,040	9,149 27
19 Cocoa beans, not roasted, crushed or ground..... Lbs.	693,756	94,263		1,301,292	181,251	
20 Cocoa paste, chocolate paste, cocoas and cocoa butter, N.O.P. "	862,811	163,286	28,735 71	1,045,474	185,331	35,025 19
21 Cocoa shells and nibs, chocolate and other preparations of cocoa, N.E.S..... "	595,698	149,041	25,388 73	725,445	185,758	32,038 40
Total cocoa and preparations of..... "	2,152,265	406,590	54,124 44	3,072,211	552,340	67,063 59

SESSIONAL PAPER No. 10

into and Exports from Canada, &c.—Continued.

IMPORTS.					EXPORTS.				
Value.					Value.				
1899.	1900.	1901.	1902.	1903.	1899.	1900.	1901.	1902.	1903.
£	£	£	£	£	£	£	£	£	£
2,429	4,002	3,887	7,117	6,862					
13,476	11,563	12,526	13,152	20,123					
241	213	101	207	103	17	125	2,534	395	810
990	1,174	2,815	3,728	2,290					
184,667	192,912	204,871	230,599	270,717					
1,731	6,606	3,161	3,281						
186,398	199,518	208,032	233,790	270,717					
13,452	17,060	19,581	16,796	17,466					
27,796	45,051	50,486	70,631	98,045					
					48,017	190,372	664,111	110,455	140,984
6,490,509	6,602,912	7,923,950	7,021,939	7,028,664					
3,699,629	4,448,254	5,280,367	6,020,129	8,206,505	3,718,826	4,771,441	5,438,903	4,934,260	5,515,363
44,524	98,444	275,886	265,770	446,127					
				19,087	6,840	2,837	8,010	8,585	18,952
					50	66	10	75	490
362,826	506,839	680,138	842,815	1,222,756	16,484	33,770	192,910	184,525	130,784
10,597,488	11,656,449	14,160,341	14,150,653	16,923,139	3,742,200	4,808,114	5,639,833	5,127,445	5,665,589
24,367	26,405	34,860	37,130	33,795					
7,461	5,248	5,709	4,369	2,883					
437	3,775	4,136	2,007	2,353					
32,265	35,428	44,705	43,506	42,031					
99,387	117,761	163,216	94,263	181,251					
100,692	151,653	145,582	165,928	192,402					
107,498	121,407	129,619	154,160	187,617					
307,577	390,821	438,417	414,351	561,270					

3-4 EDWARD VII., A. 1904

No. 11.—ITEMIZED STATEMENT showing the Values of Imports

ENTERED FOR HOME CONSUMPTION.						
ARTICLES.	1902.			1903.		
	Quantity.	Value.	Duty.	Quantity.	Value.	Duty.
		£	£ cts.		£	£ cts.
1 Coffee, green, imported direct... Lbs.	5,345,691	452,434	5,698,338	467,980
2 " " N. E. S. "	523,348	54,936	5,493 60	497,497	55,002	5,500 20
3 " extract of N. E. S., or substitutes thereof of all kinds..... "	62,299	5,293	1,772 21	101,990	9,152	2,904 13
4 " roasted or ground, when not imported direct from country of growth and production..... "	276,532	54,493	10,966 58	232,745	41,016	8,750 99
5 " roasted or ground, and imitations of and substitu- tes for, N. O. P. "	137,080	15,732	2,741 52	153,542	17,651	3,064 58
6 " condensed with milk..... "	216	30	6 00	23	17	3 40
7 Chicory, raw or green..... "	90	4	2 70
8 Chicory, kiln-dried roasted or ground..... "	191,860	3,958	3,250 25	80,740	3,226	2,619 43
Total coffee and imita- tions of, and chicory... "	6,447,026	586,876	24,230 16	6,764,965	594,048	22,845 43
9 Coir and coir yarn..... "	161,297	8,280	61,971	2,929
Collars and cuffs:—						
10 Collars of cotton or linen, xylon- ite, xylolite or celluloid..... Doz.	93,270	89,948	28,398 61	152,506	143,464	46,341 34
11 Cuffs of " "..... Pairs.	16,811	2,800	881 48	18,857	2,271	660 25
Total collars and cuffs.....	92,748	29,279 79	145,735	47,001 59
12 Combs for dress and toilet, of all kinds.....	151,063	46,146 34	154,373	47,241 30
13 Communion plate imported for the use of churches.....	11,283	14,763
Cordage and twine and manufac- tures of:—						
14 Binder twine, of hemp, jute manilla or sisal and of man- illa and sisal mixed..... Lbs.	11,927,302	1,507,344	14,204,515	1,810,238
15 Binder twine, articles for the manufacture of.....	245,515	347,585
16 Cordage, cotton of, all kinds... Lbs.	106,433	12,551	2,976 62	82,285	10,352	2,453 60
17 Cordage, N. E. S. "	1,225,563	131,372	26,530 90	1,690,235	190,721	39,283 48
18 Twine, of all kinds, N. E. S. "	441,347	54,465	11,577 07
19 Twine, manufactures of, viz.:— Hammocks and lawn tennis nets, sportsman's fish nets and other articles, N. O. P.	19,640	5,820 40	21,216	6,283 60
Total cordage and twine and manufactures of.....	1,970,827	46,904 99	2,380,112	48,020 68

SESSIONAL PAPER No. 10

into and Exports from Canada, &c.—*Continued.*

IMPORTS.					EXPORTS.				
Value.					Value.				
1899.	1900.	1901.	1902.	1903.	1899.	1900.	1901.	1902.	1903.
\$	\$	\$	\$	\$	\$	\$	\$	\$	\$
461,353	442,180	347,226	452,011	467,980					
49,487	48,414	58,217	55,716	57,131					
3,938	4,278	6,684	5,213	9,341					
52,828	66,378	67,095	57,933	35,710	7,738	12,632	10,154	22,845	15,785
4,867	5,226	10,830	15,729	20,920					
160	3,253	143	48	14					
19		1		4					
4,468	2,774	3,579	4,179	3,522					
577,120	572,503	493,775	590,829	594,622	7,738	12,632	10,154	22,845	15,785
6,885	6,757	2,667	8,280	2,929					
61,637	63,892	87,527	89,957	143,464					
2,043	2,644	1,373	2,800	2,271					
63,680	66,536	88,900	92,757	145,735					
123,218	153,249	127,196	151,046	154,206					
11,631	9,987	15,743	11,283	14,763					
818,412	866,892	928,096	1,507,344	1,810,238					
68,775	32,256	89,475	245,515	347,585					
29,816	24,413	16,157	12,551	10,452					
30,180	43,318	78,065	133,558	192,825	141,170	183,409	175,026	256,896	165,030
36,103	33,712	54,630	54,604						
12,052	13,557	15,257	19,634	21,216					
995,338	1,014,148	1,181,680	1,973,206	2,382,316	141,170	183,409	175,026	256,896	165,030

3-4 EDWARD VII., A. 1904

No. 11.—ITEMIZED STATEMENT showing the Values of Imports

ENTERED FOR HOME CONSUMPTION.						
ARTICLES.	1902.			1903.		
	Quantity.	Value.	Duty.	Quantity.	Value.	Duty.
		£	£ cts.		£	£ cts.
1 Corsets		102,485	35,743 60		98,548	34,354 52
2 Corset clasps, busks, blanks, steels and corset wires, tipped or un-tipped..... Lbs.	17,326	4,093	1,432 55		3,367	1,178 45
3 Costumes and scenery, theatrical.....		8,975	1,795 00		9,933	2,004 20
4 Cotton and manufactures of (exports).....						
5 Duck, gray or white, N.E.S. Yds.	349,232	52,204	11,343 54	298,951	41,652	9,023 06
6 Embroideries, white		364,688	90,819 12		418,481	104,356 02
7 White or bleached cotton fabrics, N.E.S. Yds.	10,354,170	753,752	143,719 53	12,394,015	841,191	154,957 48
8 Gray, unbleached cotton fabrics "	4,110,183	152,619	30,676 71	5,382,849	209,751	39,564 37
9 Bookbinder's cloth.....		31,406			40,459	
10 Duck for belting and hose, imported by manufacturers of such articles for use in the manufacture thereof in their own factories.....		137,501			273,934	
11 Printed or dyed cotton fabrics, N.O.P. Yds.	36,168,662	3,489,012	910,391 20	37,262,565	3,555,604	920,469 02
12 Jeans and cottilles and sateens, imported by corset and dress stay makers for use in their own factories..... "	959,251	88,538	17,434 58	1,052,504	100,165	19,833 41
13 Handkerchiefs.....		232,762	57,321 66		233,226	58,432 14
14 Batts, batting and sheet wadding..... Lbs.	137,885	12,029	3,004 83	166,271	16,527	4,101 43
15 Knitting yarn, hosiery yarn or other cotton yarn..... "	210,013	41,604	8,693 63	121,219	27,720	5,980 81
16 Cotton warp, N.E.S. "	15,279	2,481	579 34		4,406	1,002 41
17 Warp on leams..... Yds.	29,850	1,053	263 25			
18 Seamless bags..... Lbs.	61,525	7,283	1,435 40		11,552	2,280 52
19 Sheets and bed quilts, and damask of cotton, N.O.P.		109,904	23,710 00		129,373	28,153 30
20 Shirts of cotton..... Doz.	14,342	73,588	22,581 59	29,317	127,273	40,975 97
21 Sewing thread on spools.....		255,945	53,109 09		360,038	63,346 58
22 Sewing cotton thread in hanks, 3 and 6 cords..... Lbs.	594,755	346,629	34,725 00	669,528	401,469	40,153 45
23 Crochet cotton thread on spools or tubes or in balls.....		24,707	5,946 51		33,612	7,660 57
24 All other cotton thread, N.E.S. Lbs.	3,657	636	145 17	6,953	2,385	486 43
25 Clothing.....		372,214	118,267 15		407,014	128,666 19
26 Blouses and shirt waists.....		14,959	5,187 59		51,564	17,815 40
27 Cotton bags made by the use of the needle, not otherwise provided for.....		23,254	8,078 93		48,967	17,012 71
28 Belting of all kinds except leather or rubber.....		58,782	9,679 45		80,250	13,894 86
29 Lampwicks.....		11,270	2,676 60		8,648	2,063 84
30 Prunella.....		3,544			2,168	
31 Shawls.....		1,225	253 40		569	85 40
32 Socks and stockings doz. pairs.	88,419	107,954	32,995 04	167,229	209,601	66,782 68
33 Hosiery, N.E.S. "		110,705	36,194 41			
34 Tape, not dyed or coloured.....		32,279	6,069 56		42,727	7,778 74
35 " dyed or coloured.....		25,595	7,157 04		32,232	9,362 26
36 Towels.....		34,315	7,088 00		60,409	12,529 40

SESSIONAL PAPER No. 10

into and Exports from Canada, &c.—Continued.

IMPORTS.					EXPORTS.				
Value.					Value.				
1899.	1900.	1901.	1902.	1903.	1899.	1900.	1901.	1902.	1903.
£	£	£	£	£	£	£	£	£	£
93,583	75,903	100,133	101,807	98,646					
4,068	3,665	2,397	4,093	3,367					
6,319	5,460	6,012	9,291	43,943					
					422,470	423,564	581,732	1,170,739	615,710
33,133	53,117	64,380	54,719	41,118					
177,109	297,892	316,473	366,522	414,740					
486,637	512,396	577,551	751,809	843,924					
66,935	130,318	473,204	125,732	206,246					
29,955	34,346	31,887	34,406	49,459					
84,288	119,883	102,316	137,501	273,934					
3,091,489	3,304,729	2,952,858	3,482,253	3,589,338					
93,708	114,210	104,500	88,538	109,165					
159,872	144,881	200,597	233,409	233,516					
9,983	17,971	14,947	12,026	16,527					
64,100	99,581	92,215	41,694	27,662					
4,456	5,818	6,708	2,481	4,406					
731	1,360	1,625	1,053	11,536					
2,887	6,243	9,275	7,283						
72,755	92,830	84,571	110,673	129,207					
29,570	38,588	45,791	76,101	124,882					
282,864	255,237	262,054	254,858	300,740					
253,496	389,285	377,781	346,629	401,469					
14,974	15,607	15,585	24,707	33,642					
8,064	12,305	3,455	636	2,385					
335,134	372,482	317,058	371,823	407,643					
24,423	32,864	15,649	14,959	51,564					
28,542	17,651	30,591	23,254	52,005					
26,756	30,941	53,070	56,352	77,393					
7,071	10,950	8,411	11,393	8,629					
2,900	4,516	5,520	3,544	2,168					
756	359	1,848	1,225	369					
76,194	93,019	92,892	106,218	209,165					
62,479	54,024	82,140	110,549						
15,872	22,893	29,659	32,141	42,762					
15,835	15,985	25,489	25,595	32,206					
33,549	36,849	26,965	35,036	60,220					

3-4 EDWARD VII., A. 1904

No. 11.—ITEMIZED STATEMENT showing the Values of Imports

ENTERED FOR HOME CONSUMPTION.						
ARTICLES.	1902.			1903.		
	Quantity.	Value.	Duty.	Quantity.	Value.	Duty.
Cotton and manufactures of— <i>Con.</i>		\$	\$ cts.		\$	\$ cts.
1 Undershirts and drawers.....		7,539	2,435 56		31,724	10,795 76
2 Uncoloured cotton fabrics, bleached, viz.: Scrims and window scrims, cambric cloths, muslin apron checks, brilliants, cords, piques, diapers, lenos, mosquito nettings; Swiss, jaconet and cambric muslins, and plain, striped or checked lawns,.....	Yds. 2,212,914	188,372	33,333 51	2,653,119	210,477	37,624 65
3 Velvets, velveteens, and plush fabrics, N. E. S.	" 1,585,253	379,725	87,961 20	1,566,996	381,715	90,915 20
4 Cotton yarn, No. 40 and finer... Lbs. 1,131,982		244,371		802,214	259,050	
5 Cotton yarn, polished or glazed, when imported by manufacturers of shoe laces for the manufacture of such goods in their own factories.....	" 14,007	4,702		15,271	3,261	
6 Cotton waste not dyed, &c.....	" 5,132,084	265,058		5,633,880	290,275	
7 Cotton wool or raw cotton.....	" 64,225,764	5,599,631		67,942,139	5,968,333	
8 Other articles made by the seamstress from cotton fabrics, N. O. P.....		75,740	24,200 59		99,574	32,382 19
Total cotton and manufactures of.....		13,740,372	1,797,228 10		14,957,206	1,948 486 28
9 Crapes, black.....		20,261	3,018 94		16,555	2,471 59
10 Crucibles, clay or plumbago.....		28,635			34,624	
11 Curtains and shams, when made up, trimmed or untrimmed.....		477,762	131,080 14		589,649	162,207 53
12 Curling stones..... Nos. 778		4,512		1,335	6,163	
13 Cyclometers and pedometers.....		354	88 50		493	123 25
14 Dressing, harness, leather and shoe.....		56,131	13,883 90		60,880	15,047 30
Drugs, dyes, chemicals and medicines:—						
15 Drugs, chemicals and medicines (exports).....						
16 Dye stuffs, N. E. S. (exports).....						
Acids—						
17 Acid boracic..... Lbs. 88,735		4,938		106,937	5,843	
18 Acetic and pyroligneous, N. E. S., not exceeding proof strength..... Galls. 12		3	1 80	11	8	1 65
19 Acetic and pyroligneous, in excess of the strength of proof.....	" 3,230	2,840	3,171 15	3,316	2,640	3,314 78
20 Acid, acetic and pyroligneous crude of any strength not exceeding 30 per cent.....	" 6,378	730	177 25	1,966	400	100 00
21 Acid phosphate, N. O. P..... Lbs. 264,172		15,906	3,968 68	295,023	13,398	3,349 50
22 Acids, muriatic and nitric.....	" 467,143	8,200	1,637 94	72,990	4,053	808 13
23 Acid, oxalic.....	" 136,774	7,545		140,629	7,170	

SESSIONAL PAPER No. 10

into and Exports from Canada, &c.—Continued.

IMPORTS.					EXPORTS.					
Value.					Value.					
1899.	1900.	1901.	1902.	1903.	1899.	1900.	1901.	1902.	1903.	
%	%	%	%	%	%	%	%	%	%	
13,948	16,535	7,704	7,539	31,724						1
156,504	159,518	134,755	190,524	210,570						2
230,254	217,722	296,909	381,190	380,772						3
212,365	220,372	189,763	244,371	259,050						4
	1,240	2,997	4,702	3,261						5
171,638	279,617	267,431	265,058	290,275	41,540	59,781	72,809	55,940	63,230	6
3,129,579	4,229,198	4,773,993	5,599,031	5,968,333						7
60,233	39,998	73,101	78,168	100,732						8
9,561,048	11,503,360	12,173,718	13,715,612	14,934,767	461,010	483,345	654,541	1,226,679	678,940	
20,300	23,076	22,338	20,394	16,422						9
14,350	20,571	38,874	28,635	34,624						10
392,020	442,074	435,805	476,378	590,632						11
7,779	7,346	5,054	4,512	6,163						12
1,898	732	168	504	493						13
54,835	49,722	50,564	56,393	60,937						14
					290,952	327,367	685,410	981,133	1,165,457	15
					14,724	5,153	8,436	27,514	32,473	16
4,437	5,910	3,948	4,938	5,843						17
43	66	239	3	8						18
1,640	2,472	3,209	2,343	3,377						19
606	257	1,051	730	400						20
9,068	10,202	9,038	16,056	13,398						21
15,212	3,122	5,460	8,200	4,177						22
4,711	8,566	7,482	7,545	7,170						23

3-4 EDWARD VII., A. 1904

No. 11.—ITEMIZED STATEMENT showing the Values of Imports

ENTERED FOR HOME CONSUMPTION.

ARTICLES.	ENTERED FOR HOME CONSUMPTION.					
	1902.			1903.		
	Quantity.	Value.	Duty.	Quantity.	Value.	Duty.
	§	§ cts.		§	§ cts.	
Drugs, dyes, chemicals, &c.— <i>Con.</i>						
1 Acid, sulphuric. Lbs.	420,731	4,626	1,152 92	102,314	2,332	576 42
2 Acids, mixed, N. E. S. "	18,981	890	177 83	162,282	6,514	1,302 80
3 Acid tannic, blood albumen.		13,311			17,436	
4 Acid tartar emetic and gray tartar. Lbs.	31,944	6,611		39,315	5,939	
5 Acids, all other, N. E. S. "	416,331	47,157	7,954 57	291,740	36,693	6,093 34
6 Alum in bulk only, ground or unground and alum cake. "	4,841,957	54,092		6,041,234	62,998	
7 Alumina, sulphate of. "	3,460,180	115,310		2,781,931	66,528	
8 Ammonia, sulphate of. "	595,645	13,758		256,149	7,659	
9 " nitrate of. "	29,252	2,076		47,051	2,770	
10 Aniline dyes, N. O. P., in packages less than 1 lb. weight. "	5,026	347	66 24	61	29	5 80
11 Aniline dyes and coal tar dyes in bulk or packages of not less than 1 lb. "	1,006,720	331,844		1,142,756	368,483	
12 Alazarine and artificial alazarine. "	107,445	11,893		76,630	16,433	
13 Aniline salts and arseniate of aniline. "	231,918	20,330		326,897	32,837	
14 Aniline oil, crude. "	10,464	1,010		44,731	3,546	
15 Annatto, liquid or solid. "	68,199	11,789		67,620	8,362	
16 Antiseptic surgical dressing.		37,879	7,212 39		47,852	9,129 54
17 Antimony, or regulus of, not ground, pulverized or otherwise manufactured. Lbs.	248,373	16,821		642,164	46,542	
18 Antimony salts. "	256,449	22,455		225,982	18,892	
19 Argols or argal. "	11,647	1,987		14,183	2,692	
20 Arsenic. "	106,857	6,004		298,375	11,824	
21 Bacteriological products or serums for sub-cutaneous injections.		31,411			47,497	
Beans, viz.:—						
22 Nux-Vomica, crude only. Lbs.	2,596	126		529	16	
23 Tonquin, crude only. "	2,698	1,821		2,288	1,225	
24 Vanilla, crude. "	6,046	22,994		7,333	22,729	
25 Berries for dyeing, or used for composing dyes. "	3,990	199				
26 Borax, ground or unground, in bulk of not less than 25 lbs. "	2,186,787	73,725		2,393,358	75,093	
27 Brimstone, crude, or in roll or flour, and sulphur crude, in roll or flour. "	24,640,735	325,307		24,412,737	259,123	
28 Bromine. "	4,658	1,952		2,122	795	
29 Burgundy pitch. "	1,043	36		1,180	33	
30 Camwood and sumac and extract thereof. "	681,712	15,816		862,948	20,001	
31 Caynogen or compound of bromine and potassium for reducing metals in mining operations. "	1,125	821		75	28	
32 Chloralum or chloride of aluminium. "	2,056	45		45,943	20,153	
33 Chloride of lime, in packages of not less than 25 lbs. "	3,979,318	57,082		4,637,386	59,455	

SESSIONAL PAPER No. 10

into and Exports from Canada, &c.—Continued.

IMPORTS.					EXPORTS.					
Value.					Value.					
1899.	1900.	1901.	1902.	1903.	1899.	1900.	1901.	1902.	1903.	
\$	\$	\$	\$	\$	\$	\$	\$	\$	\$	
2,427	7,066	5,325	5,091	2,272	104	67	1,091	1,044	3,270	1
37,434	22,397	4,811	890	6,514						2
2,940	6,083	13,233	13,311	17,436						3
2,111	1,586	1,277	6,611	5,939						4
34,746	35,511	45,708	50,182	39,214						5
41,387	47,491	43,693	54,092	62,998						6
9,266	10,347	8,787	115,310	66,528						7
108,325	6,137	11,857	13,758	7,659						8
681	1,678	3,753	2,076	2,770						9
556	2,353	146	347	29						10
159,143	285,571	279,736	331,844	368,483						11
20,416	15,375	10,400	11,893	16,433						12
10,464	13,984	15,200	20,330	32,837						13
655	969	1,430	1,010	3,546						14
11,438	11,129	11,247	11,789	8,362						15
21,386	33,901	39,526	38,049	47,978						16
12,890	15,064	7,799	16,821	46,542						17
3,961	4,937	16,915	22,455	18,892						18
1,885	1,961	2,378	1,987	2,692						19
24,203	11,035	8,361	6,004	11,824						20
10,572	16,673	21,453	31,411	47,497						21
100	28	10	136	16						22
2,261	2,604	1,844	1,821	1,225						23
26,997	23,680	25,544	22,994	22,729						24
490	269	17	199							25
65,664	78,445	64,720	73,725	75,093						26
265,799	215,433	270,608	325,307	259,123						27
430	33	854	1,952	795						28
21	55	3	36	33						29
15,969	15,573	15,917	15,816	20,001						30
933	919	1,251	821	28						31
707	2,959	19	45	20,153						32
50,801	65,224	54,136	57,082	59,455						33

3-4 EDWARD VII., A. 1904

No. 11.—ITEMIZED STATEMENT showing the Values of Imports

ENTERED FOR HOME CONSUMPTION

ARTICLES.	1902.			1903.		
	Quantity.	Value.	Duty.	Quantity.	Value.	Duty.
		\$	\$ cts.		\$	\$ cts.
Drugs, dyes, chemicals, &c.— <i>Con.</i>						
1	Cochineal Lbs.	6,658	1,823	1,007	225	
2	Cream of tartar in crystals "	1,080,116	163,514	1,015,376	167,780	
3	Dragon's blood "	162	124	65	62	
4	Dyes, patent, prepared. "	12,895	1,672	29,458	4,998	
5	Drugs, crude, such as barks, beans, flowers, roots, berries, balsams, buds, bulbs, fruits, insects, grains gums and gum resins, &c., not edible but in crude state, and not advanced in value by any process of manufacture, N.O.P.		78,408		85,783	
6	Dyeing or tanning articles in a crude state used in dyeing or tanning, N.E.S. Lbs.	1,583,929	52,102	425,474	28,938	
7	Logwood and fustic, ground, and ground oak bark. "	521,628	12,321	553,988	7,741	
8	Extract of logwood fustic oak and oak bark and quebracho. "	9,468,023	332,108	12,968,112	453,204	
9	Extract of hemlock bark.					
Flowers, leaves and roots:—						
10	Roots, medicinal, viz.: alkal-net, crude, crushed or ground aconite, calumba, folie digitalis, gentian ginseng, jalap, ipecacuanha, iris, orris root, liquorice, sarsaparilla, squills, taraxacum, rhubarb and valerian, unground.		6,570		6,060	
11	Gelatine and isinglass. Lbs.	200,883	56,464	13,057 20	198,513	60,606 14,083 53
12	Glycerine, N.E.S. "	868,314	102,292	13,945 54	779,897	95,448 12,963 62
13	" for explosives. "	865,501	95,626	7,295 58	1,171,588	137,590 10,106 49
Gums:—						
14	Amber, Arabic, Australian, chicle or sappato gum crude, copal, damar, kaurie, mastic, sandaric, senegal, shellac, white shellac in gum or flake, for manufacturing purposes, and gum tragacanth, gum geddla and gum barberry. "	4,711,759	881,801	4,398,131	878,057	
15	Camphor. "	65,424	18,009	3,112 32	43,035	22,372 3,925 17
16	Opium, crude "	72,059	250,005	49,709 66	61,965	187,397 44,163 00
17	Opium, powdered. "	220	602	210 15	182	490 183 15
18	Other, N.E.S. "	10,868	2,427	485 40	10,860	2,785 519 93
19	Hemp bleaching compound when imported by manufacturers of rope to be used in their own factories for the manufacture of rope, O.C.		127			
20	Indigo. Lbs.	50,572	32,652	62,946	29,731	
21	" auxiliary or zinc dust. "	154,935	2,536	309,670	4,937	

SESSIONAL PAPER No. 10

into and Exports from Canada, &c.—Continued.

IMPORTS.					EXPORTS.					
Value.					Value.					
1899.	1900.	1901.	1902.	1903.	1899.	1900.	1901.	1902.	1903.	
\$	\$	\$	\$	\$	\$	\$	\$	\$	\$	
1,708	1,048	767	1,823	225					1	
116,632	131,852	167,611	163,514	167,780					2	
124	330	511	124	62					3	
2,834	5,896	1,876	1,672	4,998					4	
73,914	75,188	99,610	78,408	85,783					5	
42,332	31,812	41,883	52,102	28,938					6	
16,412	11,380	11,193	12,321	7,741					7	
160,335	196,637	209,585	332,108	453,204					8	
					77,607	64,405	57,321	72,240	58,359	9
4,578	5,499	4,216	6,570	6,060					10	
48,524	57,945	51,046	57,071	56,986					11	
51,327	71,231	93,194	102,850	94,931					12	
62,250	109,206	114,458	130,858	113,940					13	
224,745	243,504	664,932	881,801	878,057					14	
12,769	14,922	14,852	18,998	23,552					15	
194,488	196,076	309,858	249,888	196,315					16	
665	571	468	602	490					17	
1,467	1,720	2,531	2,427	2,785					18	
			127						19	
79,651	39,980	55,210	32,652	29,731					20	
2,803	24,473	5,452	2,536	4,937					21	

3-4 EDWARD VII., A. 1904

No. 11.—ITEMIZED STATEMENT showing the Values of Imports

ARTICLES.	ENTERED FOR HOME CONSUMPTION.					
	1902.			1903.		
	Quantity.	Value.	Duty.	Quantity.	Value.	Duty.
		\$	\$ cts.		\$	\$ cts.
Drugs, dyes, chemicals, &c.— <i>Con.</i>						
1 Indigo paste and extract of.... Lbs.	54,854	11,201		34,336	5,468	
2 Iodine, crude..... "	2,375	4,445		4,612	7,247	
3 Iron liquor, solution of acetate or nitrate of iron for dyeing and calico printing.....		1,930			2,854	
4 Lac, crude, seed, button, stick and shell..... Lbs.	100	17		145	32	
5 Liquorice, in paste, rolls or sticks..... "	1,793,114	124,224	24,739 00	2,036,018	144,139	28,649 29
6 Litmus and all lichens, pre- pared and not prepared.....						
7 Madder and munjeet, or In- dian madder, ground or pre- pared, and all extracts of.....		1,495			12	
8 Magnesia..... Lbs.	74,736	3,007	532 35	71,669	3,423	587 40
9 Malt, extract of (non-alcoholic), for medicinal and baking purposes.....		7,712	1,857 08		12,608	3,096 67
10 Manganese, oxide of..... Lbs.	476,331	5,369		279,611	8,051	
11 Morphine..... Oz.	3,071	3,655	515 99	10,200	10,680	1,452 13
12 Musk, in pods or in grain.....	231	2,467		125	1,696	
13 Nut galls and extracts thereof. Lbs.	4,448	927		9,951	1,727	
14 Opium, prepared for smoking.....						
15 Otta or attar of roses, and oil of roses..... Oz.	1,692	6,765		1,386	5,910	
16 Persis, or extract of archill and end-bear..... Lbs.	287	17		1,799	154	
17 Phosphorus..... "	5,548	520		345	267	
18 Precipitate of copper, crude..... "	8,027	1,235		11,834	1,187	
19 Proprietary medicines, in liquid form, containing alcohol.....		72,954	36,477 00		69,961	34,980 50
20 Proprietary medicines, N.O.P. Potassa or potash—		315,008	73,406 29		372,398	86,658 33
21 Potash, chlorate of, not fur- ther prepared than ground and free from admixture with any other substance. Lbs.	100,578	6,557		265,977	13,802	
22 Potash, caustic..... "	237,532	10,584		231,367	9,890	
23 " German mineral..... "	45,420	1,524		67,633	1,611	
24 " muriate and bichro- mate of, crude..... "	1,176,021	44,914		1,445,768	56,188	
25 " or potassa, bicarbon- ate of, or saleratus..... "	154,195	2,741	512 41	17,338	1,342	230 79
26 " nitrate of, or salpêtre..... "	1,521,816	61,559		2,017,938	85,511	
27 " prussiate of, red and yellow..... "	139,375	13,467		241,919	25,289	
28 " potassium, cyanide of..... "	165,639	20,214		65,883	9,873	
29 Quicksilver..... "	97,283	56,615		164,968	91,625	
30 Quinine, salts of..... Oz.	88,086	26,149		93,171	23,145	
31 Red liquor, a crude acetate of aluminum, prepared from py- roligneous acid for dyeing and calico printing.....		434			497	
32 Saffron and safflower and ex- tract of, and saffron cake.... Lbs.	249	116		113	157	
33 Sal ammoniac..... "	171,977	9,460		250,664	13,366	
34 Soda, bicarbonate of..... "	4,699,677	66,364	11,535 37	5,089,396	74,177	13,196 21

SESSIONAL PAPER No. 10

into and Exports from Canada, &c.—Continued.

IMPORTS.					EXPORTS.				
Value.					Value.				
1899.	1900.	1901.	1902.	1903.	1899.	1900.	1901.	1902.	1903.
\$	\$	\$	\$	\$	\$	\$	\$	\$	\$
3,921	4,814	4,310	11,201	5,468					1
1,291	941	7,801	4,445	7,247					2
1,853	1,244	1,563	1,930	2,854					3
29		7	17	32					4
126,293	104,660	112,103	132,560	147,274					5
36		2							6
2,000	749	503	1,495	12					7
3,941	3,191	3,880	3,007	3,451					8
6,125	4,735	5,710	7,696	12,688					9
5,539	4,155	8,176	5,360	8,051					10
3,148	2,192	4,305	3,655	10,680					11
1,545	2,410	737	2,407	1,696					12
1,065	1,488	982	927	1,727					13
10	45			8,688					14
7,748	6,416	8,255	6,705	5,910					15
114			47	154					16
478	832	3,438	520	267					17
407	757	1,993	1,235	1,187					18
68,657	68,650	72,706	75,086	69,258					19
262,538	277,008	306,011	315,455	387,329					20
4,810	5,270	7,224	6,557	13,802					21
5,234	8,175	4,078	10,584	9,890					22
576	7,133	2,991	1,524	1,611					23
32,999	38,919	28,700	44,914	56,188					24
1,405	833	457	2,763	1,297					25
65,186	52,235	46,804	61,559	85,511					26
8,558	5,021	3,474	13,467	25,289					27
14,795	8,456	12,519	20,214	9,873					28
51,695	51,987	94,564	56,615	91,625					29
24,331	23,094	36,436	26,149	23,145					30
1,566	1,737	364	434	497					31
347	905	295	116	157					32
5,062	6,987	9,459	9,460	13,366					33
70,631	67,403	64,846	66,106	73,761					34

3-4 EDWARD VII., A. 1904

No. 11.—ITEMIZED STATEMENT showing the Values of Imports

ARTICLES.	ENTERED FOR HOME CONSUMPTION.					
	1902.			1903.		
	Quantity.	Value.	Duty.	Quantity.	Value.	Duty.
		£	£ cts.		£	£ cts.
Drugs, dyes, chemicals, &c.— <i>Con.</i>						
1 Soda, nitrate of, soda ash, soda caustic, bichromate of soda, sal soda and silicate of soda, in crystals or in solution Lbs.	35,881,930	447,273	45,232,704	603,136
2 Soda, nitrite of "	1,427,382	29,647	55,953	2,750
3 Soda chlorate and bisulphite of "	451,692	11,773	558,886	13,189
4 Soda, sulphate of, crude, known as salt cake "	77,284	792	292,580	1,905
5 Sodium, sulphide of, arseniate, binarsenate, chloride and stannate of soda "	392,698	6,390	397,253	6,646
6 Spirits, and strong waters of any kind mixed with any ingredient or ingredients, and known or designated as anodynes, elixirs, essences, extracts, lotions, tinctures or medicines, N.E.S. Galls.	2,057	13,616	9,024 95	1,509	10,599	6,801 30
7 Medicinal or medicated wines containing not more than 40 p.c. of proof spirits "	2,063	5,818	3,094 50	2,502	6,729	3,753 00
8 Sulphate of iron (copperas) Lbs.	1,278,360	4,337	387,598	1,860
9 Sulphate of copper (blue vitrol) "	1,566,514	67,710	2,227,983	89,349
10 Sulphuric ether, chloroform and solutions of peroxides of hydrogen "	65,861	18,984	4,267 26	80,567	22,717	5,069 18
11 Tartaric acid crystal "	96,690	22,312	120,256	24,071
12 Terra japonica, gambier or cutch "	468,852	21,693	674,725	35,987
13 Turmeric "	31,688	2,055	47,345	2,520
14 Vaseline and all similar preparations of petroleum, for toilet, medicinal or other purposes "	269,974	8,450	2,954 12	11,666	4,078 56
15 Verdigris or sub-acetate of copper, dry "	441	78	2,012	427
16 Zinc, salts of "	134,998	4,467	113,659	4,591
17 All other drugs, dyes and chemicals, &c., not otherwise provided for	515,143	92,904 41	519,072	94,809 92
Total drugs, dyes, chemicals, &c.	5,447,525	375,157 44	5,892,320	393,990 13
Earthenware and china: (See bricks and tiles).—						
18 Baths, tubs and washstands of earthenware, stone, cement or clay, or other material, N.O.P.	78,957	23,487 00	77,239	23,055 90
19 Brown or coloured earthenware and stoneware, and Rockingham ware	24,377	6,295 70	36,864	9,244 70
20 Decorated, printed or sponged, and all earthenware, N.E.S.	368,971	78,458 70	493,975	105,346 80
21 Demijohns, churns or crocks	9,164	2,537 90	10,800	3,297 50
22 White granite or ironstone ware, and C. C. or cream coloured ware	177,667	36,154 50	224,959	46,657 40

SESSIONAL PAPER No. 10

into and Exports from Canada, &c.—Continued.

IMPORTS.					EXPORTS.				
Value.					Value.				
1899.	1900.	1901.	1902.	1903.	1899.	1900.	1901.	1902.	1903.
\$	\$	\$	\$	\$	\$	\$	\$	\$	\$
346,063	403,427	509,278	447,273	603,136					1
17,916	33,567	29,408	29,647	2,750					2
35,000	8,407	5,183	11,773	13,189					3
1,430	590	87	792	1,905					4
6,670	7,542	7,490	6,390	6,646					5
8,715	10,335	10,586	14,559	10,650					6
5,931	6,328	4,628	6,174	6,137					7
6,732	3,640	14,330	4,337	1,869					8
61,749	87,847	73,190	67,710	89,349					9
12,593	14,212	17,294	19,301	23,037					10
22,057	16,251	24,513	22,312	24,071					11
17,199	20,917	19,878	21,693	35,987					12
1,045	1,333	2,445	2,055	2,520					13
8,259	10,565	8,588	8,434	11,666					14
2,744	67	460	78	427					15
3,579	4,039	5,359	4,467	4,591					16
506,474	525,386	563,999	552,102	544,295					17
3,928,522	4,126,271	5,019,067	5,536,729	5,927,585	383,387	396,992	752,258	1,081,931	1,259,559
23,896	25,012	22,585	78,332	77,239					18
12,210	11,776	19,328	24,377	36,866					19
241,493	240,551	274,764	355,770	485,041					20
3,133	6,617	969	9,196	10,792					21
201,286	199,257	226,916	153,548	215,978					22

3-4 EDWARD VII., A. 1904

No. 11.—ITEMIZED STATEMENT showing the Values of Imports

ARTICLES.		ENTERED FOR HOME CONSUMPTION.					
		1902.			1903.		
		Quantity.	Value.	Duty.	Quantity.	Value.	Duty.
		\$	\$ cts.		\$	\$ cts.	
1	Earthenware and china— <i>Con.</i>						
2	China and porcelain ware.....	351,330	98,062 20		378,854	106,643 60	
3	Earthenware tiles	38,914	12,287 53		47,078	15,097 52	
	Manufactures of earthenware, N.E.S	225,713	55,938 20		136,841	35,980 10	
	Total earthenware and china.....	1,275,093	313,221 73		1,406,610	345,233 52	
4	Elastic, round or flat, including garter elastic.....	98,693	25,469 58		95,949	25,035 82	
	Electric apparatus:—						
5	Electric light carbons and car- bon points of all kinds, N. E.S..... M.	3,761	29,250 10,297 38	4,894	42,313	14,761 25	
6	Electric light carbons over 6 inches in circumference..... No.	377,693	48,086 7,212 90	245,172	32,766	4,914 90	
7	Electric apparatus, N.E.S., in- sulators, of all kinds, &c., electric and galvanic batte- ries, telephones and telegraph instruments		963,096 249,176 84		1,149,763	284,286 75	
8	Electric motors, generators, dynamos and sockets		332,484 82,919 17		424,159	105,546 50	
	Total electric apparatus.....		1,372,916 340,516 29		1,649,001	409,599 40	
9	Embroideries, N.O.P.....		59,228 19,776 78		91,139	29,773 05	
10	Emery, in bulk, crushed or ground.....		14,476		18,058		
11	Emery wheels and manufactures of emery		23,892 5,931 85		22,177	5,517 27	
	Fancy goods, viz:—						
12	Alabaster, spar, amber, terra cotta or composition orna- ments.....		4,896 1,626 46		1,540	469 71	
13	Bead ornaments and statuettes, N.E.S.....		56,238 19,491 82		84,612	29,516 73	
14	Boxes, fancy, ornamental cases and writing desks, &c.....		64,275 21,584 96		76,093	25,352 43	
15	Braids, bracelets, cords, fringes, tassels, &c.....		400,881 133,909 25		520,282	177,661 96	
16	Cases for jewellery, watches, silverware, plated ware and cutlery		7,527 2,513 74		13,140	4,411 07	
17	Fancy manufactures of bone, shell, horn and ivory, N.E.S.....		521 136 03		733	239 05	
18	Fans.....		9,290 3,251 50		8,254	2,897 55	
19	Flowers, artificial.....		179,589 40,083 45		161,511	36,937 61	
20	Feathers, fancy, undressed.....		2,153 429 87		6,131	1,226 20	
21	" " N.E.S.....		196,368 27,530 40		128,545	33,285 90	
22	" ostrich and vulture, dressed.....		129,909 31,462 40		179,621	43,102 80	
23	Ivory or bone dice, draughts, chessmen, &c.....		16 3 20		694	130 02	

SESSIONAL PAPER No. 10

into and Exports from Canada, &c.—Continued.

IMPORTS.					EXPORTS.					
Value.					Value.					
1899.	1900.	1901.	1902.	1903.	1899.	1900.	1901.	1902.	1903.	
\$	\$	\$	\$	\$	\$	\$	\$	\$	\$	
261,214	264,989	336,093	342,479	375,951						1
31,866	47,295	33,664	39,111	47,938						2
128,348	170,757	224,739	225,173	136,645						3
903,446	966,254	1,139,058	1,227,986	1,386,450						
83,631	91,974	79,540	98,673	95,852						4
13,936	24,309	24,895	29,122	42,313						5
6,343	8,240	6,589	48,086	32,766						6
									48,451	
413,746	612,050	619,151	962,900	1,144,246						7
120,865	230,729	287,045	332,914	427,164						8
554,890	875,328	938,060	1,373,022	1,646,489					48,451	
47,703	55,254	57,742	62,760	92,631						9
21,454	19,312	16,311	14,476	18,058						10
22,430	25,570	22,805	23,946	22,135						11
3,048	3,530	3,570	4,947	1,540						12
40,291	38,394	50,270	56,961	85,824						13
63,540	65,093	73,310	64,377	77,054						14
382,831	404,388	387,760	404,892	517,976						15
8,112	8,556	6,063	7,527	13,140						16
1,232	1,136	684	521	733						17
7,875	8,836	8,699	9,503	8,209						18
194,136	173,793	141,039	179,022	161,626						19
6,731	22,017	9,760	2,153	6,029						20
243,554	216,354	95,764	106,453	128,804						21
32,739	52,829	113,398	129,935	179,621						22
402	582	23	16	694						23

3-4 EDWARD VII., A. 1904

No. 11.—ITEMIZED STATEMENT showing the Values of Imports

ARTICLES.	ENTERED FOR HOME CONSUMPTION.					
	1902.			1903.		
	Quantity.	Value.	Duty.	Quantity.	Value.	Duty.
Fancy goods— <i>Con.</i>		\$	\$ cts.		\$	\$ cts.
1 Laces, lace collars and similar goods, lace nets and netting of cotton, linen, silk and other material		966,174	289,976 40		1,195,803	360,636 53
2 Millinery, N.O.P.		1,714	546 68		4,161	1,272 68
3 Toys and dolls of all kinds.....		275,242	95,446 61		307,699	106,982 61
4 All other, N.E.S.....		13,915	4,624 15		14,315	4,910 28
Total fancy goods		2,218,798	672,616 92		2,703,134	829,033 13
5 Fashion plates, tailors', milliners' and mantle-makers'		3,865			3,959	
6 Featherbone, in coils		339	63 93		87	16 40
7 Feathers, bed and other, N.E.S.....		26,276	5,695 10		32,008	6,899 80
8 Felt adhesive, for sheathing vessels		705			1,848	
Fertilizers, manure, &c.:—						
9 Fertilizers, compounded or manufactured		84,996	8,291 19		112,256	11,061 88
10 Guano and other animal manures	Cwt.	5,400	6,549	2,590	9,397	
11 Manures, vegetable.....	"	40	10	227	211	
12 Bonedust, bone black or charred bone and bone ash.....	"	69,883	87,338	47,613	63,190	
13 Kainite or German Potash salts for fertilizers	Lbs.	187,360	2,650	570,268	2,546	
14 Phosphates, rock			15,370		19,058	
15 Fertilizers, un-compounded or unmanufactured, N.E.S.....			11,537		18,542	
Total fertilizers		208,450	8,291 19		225,200	11,061 88
16 Fireworks, firecrackers and torpedoes, all kinds.....		19,780	4,941 25		23,311	5,827 75
Fisheries, articles for the use of, viz.:—						
17 Bank, cod, pollock and mackerel fish lines; and mackerel, herring, salmon, seal, seine, mullet, net and trawl twine in hanks or coil, barked or not,—in variety of sizes and threads,—including grilling thread in balls, and head ropes, barked marine, and net morsels of cotton, hemp or flax, and deep sea fishing nets or seines, when used exclusively for the fisheries, and not including lines or nets commonly used for sportsman's purposes.		682,772			705,020	
18 Fish hooks for deep sea or lake fishing, not smaller in size than No. 20, not including hooks commonly used for sportsman's purposes		12,485			25,045	

SESSIONAL PAPER No. 10

into and Exports from Canada, &c.—Continued.

IMPORTS.					EXPORTS.					
Value.					Value.					
1899.	1900.	1901.	1902.	1903.	1899.	1900.	1901.	1902.	1903.	
\$	\$	\$	\$	\$	\$	\$	\$	\$	\$	
621,967	693,735	797,497	969,807	1,201,175						1
4,906	3,044	6,152	1,714	4,189						2
182,453	199,305	230,369	273,203	312,874						3
7,903	12,315	6,364	13,915	14,315						4
1,801,720	1,903,907	1,930,722	2,224,946	2,713,803						
4,278	4,256	5,360	3,865	3,959						5
17	21	566	339	87						6
13,496	17,761	19,638	26,277	32,110						7
833	928	585	705	1,848	2,974	5,307	11,670	1,330	6,180	8
59,602	67,363	74,208	84,996	112,256	52,588	51,410	37,877	61,881	116,474	9
3,902	3,326	5,623	6,549	9,397						10
67		289	10	211						11
17,582	32,249	52,983	87,338	63,190						12
777	2,339	1,281	2,650	2,546						13
5,669	6,485	19,977	15,370	19,058	9,290	2,285	120	1,880	20	14
18,794	21,611	26,679	11,537	18,542						15
106,393	133,373	181,040	208,450	225,200	61,878	53,695	37,997	63,761	116,494	
14,747	19,232	18,446	19,729	23,311						16
496,946	590,865	592,118	682,772	705,020						17
39,082	19,079	34,798	12,485	25,045						18

3-4 EDWARD VII., A. 1904

No. 11.—ITEMIZED STATEMENT showing the Values of Imports

ARTICLES.		ENTERED FOR HOME CONSUMPTION.					
		1902.			1903.		
		Quantity.	Value.	Duty.	Quantity.	Value.	Duty.
			§	§ cts.		§	§ cts.
1	Fisheries, articles for the use of, viz.:— <i>Con.</i>						
	Trawls, trawling spoons, fly hooks, sinkers, swivels, and sportsman's fishing bait, and fish hooks, N. E.S.		41,543	10,148 20		46,973	11,816 60
	Total fisheries, articles for the use of		736,800	10,148 20		777,038	11,816 60
	Fish and fish products, N.E.S.:—						
2	Ambergris.....			1,088			374
	Cod, haddock, ling and pollock—						
3	Fresh..... Lbs.	778,783	25,591	3,893 98	753,894	26,452	3,769 53
4	"..... " "	*40,244	1,134		*11,495	231	
5	Dry salted or smoked..... Cwt.	49,966	182,644		*102,176	340,755	
6	"..... Lbs.	45,556	1,567	227 62	175,354	5,956	876 85
7	Wet salted..... Cwt.	622		2 92			
8	"..... Lbs.	*120	334				
9	Smoked..... " "	25,370	1,798	253 70	41,016	2,703	410 16
10	Pickled..... " "	3,311	240	33 11	985	54	9 85
11	"..... " "	*61	279		*5,242	20,400	
12	Tongues and sounds.....						
13	Halibut, fresh..... Lbs.	*19,126	1,231		*28,264	1,570	
14	"..... " "	377,410	19,782	1,887 09	808,548	36,881	4,042 81
15	" pickled..... " "	314	31	3 14	172	5	1 72
16	"..... " "						
17	Herrings, fresh..... " "	*2,869,568	29,015		*2,811,110	44,027	
18	"..... " "	3,819	175	19 10	275	11	1 38
19	" pickled..... " "	*8,103,356	138,169		*9,488,973	144,868	
20	" or salted..... " "	182,375	8,759	841 88	249,775	12,133	1,122 35
21	" canned..... " "						
22	" smoked..... Lbs.	50	1	0 50	655	41	6 55
23	"..... " "	*1,485	40				
24	Mackerel, fresh..... " "	11,810	1,027	118 10	10,388	978	103 88
25	" canned..... " "						
26	" pickled..... Lbs.	10,925	1,154	109 25	11,621	1,122	116 21
27	Sea fish, other, fresh..... " "	†96,167	6,927	480 83	†102,250	6,732	511 27
28	"..... " "						
29	" " pickled..... " "	§570	41	5 70	§4,016	303	40 16
30	"..... " "	*3,589	116				
31	" preserved, N. E.S. " "	18,992	1,375	304 44	2,112	165	31 25
32	"..... " "						
33	Oysters, fresh in shell..... Brls.	1,801	11,024	2,756 00	1,852	10,421	2,605 25
34	" shelled, in bulk..... Galls.	170,210	197,701	17,021 00	205,794	251,414	20,579 40
35	" canned, in cans not over one pint..... Lbs.	79,461	9,285	2,383 83		6,249	1,717 89
36	" canned, in cans over one pint and not over one quart..... " "	17,536	7,641	876 80		10,041	1,194 30
37	" canned, in cans ex- ceeding one quart. " "	44	12	2 20			
38	" prepared or preserved, N. E.S. " "	288,799	27,277	6,819 25	396,047	36,995	9,244 50
39	Fish eggs, trout.....						
40	Seed and breeding oysters im- ported for the purpose of being planted in Canadian waters.....		25				

* From Newfoundland. † Not in barrels. § In barrels.

SESSIONAL PAPER No. 10

into and Exports from Canada, &c.—Continued.

IMPORTS.					EXPORTS.				
Value.					Value.				
1899.	1900.	1901.	1902.	1903.	1899.	1900.	1901.	1902.	1903.
§	§	§	§	§	§	§	§	§	§
14,352	17,644	27,052	42,143	46,973					
550,380	627,528	653,968	737,400	777,038					
590	336	499	1,088	374					
40,335	32,758	32,318	25,591	26,452	7,712	2,151	8,357	16,238	13,568
*566	*1,761	*1,994	*1,134	*231					
*157,684	*220,557	*84,910	*182,644	*340,755	2,737,434	3,041,346	2,763,360	3,199,868	3,353,361
23,580	43,180	4,604	80,705	24,329					
*130		311	32		246	160	19,694	8,434	17,338
			*334						
7,827	8,383	5,573	1,750	2,527					
221	61	273	240	54	244		1,090	2,842	1,730
*217		*11	*279	*29,400					
					20,374	14,447	16,732	12,339	20,181
*49	*785	*1,720	*1,231	*1,570	39,826	42,796	34,099	55,580	7,609
8,925	13,683	16,810	19,782	36,881					
37	64		31	5				22	26,765
*11,024									
*7,429	*14,705	*26,962	*29,015	*14,027	31,632	52,950	106,579	149,881	102,333
1,563	356	1,159	175	108					
*70,230	*113,092	*100,343	*138,169	*144,868	186,873	190,011	259,731	294,024	249,479
4,426	6,826	7,538	8,793	12,356					
					6,603	1,336	823	9,941	16,033
53	123	16	1	41	88,897	103,933	51,627	75,410	77,780
	*526	*2,020	*40						
1,491	646	667	1,027	978	86,540	26,950	18,134	66,438	22,802
						325	240	2,143	700
1,039	2,571	1,217	1,143	1,096	169,765	156,844	283,157	356,092	235,283
†5,498	†5,309	†4,337	†6,927	†6,732	7,250	10,331	852	32	2,163
		*3							
\$1,828	\$1,039	\$2,851	\$285	\$303	65,966	68,138	57,763	13,204	800
	*65	*2,888	*116						
3,946	6,811	2,831	1,186	128	5,694	5,097	752	23,236	20,201
	*2								
9,270	12,393	12,672	11,024	10,421	1,595	1,791	1,723	1,533	2,183
169,599	178,732	183,686	197,701	251,427					
7,292	6,609	7,982	9,316	6,239					
11,489	8,541	8,626	8,155	10,851		233	2,653	2,585	319
77	540		12						
33,322	47,319	29,423	29,688	36,388					
3		18	25						

1
2
3
4
5
6
7
8
9
10
11
12
13
14
15
16
17
18
19
20
21
22
23
24
25
26
27
28
29
30
31
32
33
34
35
36
37
38
39
40
41

3-4 EDWARD VII., A. 1904

No. 11.—ITEMIZED STATEMENT showing the Values of Imports

ARTICLES.	ENTERED FOR HOME CONSUMPTION.						
	1902.			1903.			
	Quantity.	Value.	Duty.	Quantity.	Value.	Duty.	
		\$	¢		\$	¢	
Fish— <i>Con.</i>							
1 Lobsters, fresh. Brls.	120	1,981	495 25	109	1,561	390 25	
2 " " " " " " " " " " " " " "							
3 " " in cans. Lbs.	*4,330	464	
4 " canned, N.E.S. " "	390	39	9 75	44	4	1 00	
5 " " " " " " " " " " " " " "	*248,253	57,126	*216,988	53,374	
6 Bait fish, fresh. " "	30	2	0 15	
7 " salted. " "	25	4	0 13	
8 " claims or other. Brls.	*20	100	
9 Salmon, fresh. Lbs.	6,389,200	101,688	31,946 03	2,170,629	60,586	10,850 18	
10 " " " " " " " " " " " " " "	*131,066	11,904	*200,639	11,657	
11 " smoked. " "	10,280	852	102 80	5,888	589	58 88	
12 " " " " " " " " " " " " " "	
13 " canned or preserved. " "	3,313	330	82 50	1,485	136	34 00	
14 " " " " " " " " " " " " " "	*320	15	*242	44	
15 " pickled or salted. " "	725	46	7 25	13,325	660	133 25	
16 " " " " " " " " " " " " " "	*509,795	22,590	*281,965	14,947	
17 " or lake trout. " "	
18 Fish, smoked and boneless fish, N.E.S. Lbs.	44,104	4,021	441 04	54,298	3,813	542 98	
19 Anchovies and sardines packed in oil or otherwise, in tin boxes measuring not more than 5 in. long, 4 in. wide, and 3 1/2 in. deep	Boxes	204	31	10 20	1,478	144	73 90
20 " " " " " " in half boxes, measuring not more than 5 in. long, 4 in. wide, and 1 1/2 in. deep. 1/2 "	35,232	6,073	880 80	27,695	4,468	691 08	
21 Anchovies and sardines in quarter boxes measuring not more than 4 3/4 inches long, 3 1/2 inches wide, 1 3/4 inches deep. 1/4 "	1,287,629	88,694	25,704 59	1,255,258	82,648	25,607 84	
22 Anchovies and sardines, im- ported in any other form.	3,489	926 90	2,712	689 10	
23 Fish, preserved in oil, except anchovies and sardines.	4,783	1,091 50	7,040	1,663 60	
24 Fish, all other, fresh. Lbs.	†80,214	4,336	400 33	†97,347	4,085	486 75	
25 " " " " " " " " " " " " " "	*3,756	*729	
26 Fish, fresh or dried, N.E.S. in barrels or in half barrels Lbs.	10,034	812	100 34	18,080	1,287	180 80	
27 Fish, all other, pickled. " "	†54,006	1,893	279 07	†16,163	860	80 83	
28 " " " " " " " " " " " " " "	*800	18	*33,420	978	
29 Fish, all other, pickled or salt- ed, in barrels. " "	2,434	103	24 34	3,338	122	33 38	
30 Fish, preserved, N.E.S. " "	†32,656	40,668	8,456 72	†98,993	40,165	8,356 33	
31 Packages containing oysters or other fish, N.O.P.	9,783	2,430 44	10,010	2,487 01	
32 Other articles, the produce of fisheries, not specially pro- vided for.	*848	*1,546	
		10,165	2,032 01	12,368	2,456 42	
Total fish.	1,055,025	113,453 45	1,277,513	100,603 02	

* From Newfoundland. † Not in barrels or half barrels.

SESSIONAL PAPER No. 10

into and Exports from Canada, &c.—Continued.

IMPORTS.					EXPORTS.				
Value.					Value.				
1899.	1900.	1901.	1902.	1903.	1899.	1900.	1901.	1902.	1903.
\$	\$	\$	\$	\$	\$	\$	\$	\$	\$
3,730	2,900	1,862	1,981	1,561	367,558	305,493	301,447	365,194	398,267
*99,763	*81,568	*55,257	*464	*111					
35	1,588	45	39	4	2,321,655	2,372,859	2,283,930	2,149,395	2,591,585
*6,604	*3,958		*57,126	*53,374					
7,756		306	77	429			345		641
*248		*266		*100	1,359	2,231	19,116	26,646	32,822
21,748	87,405	31,917	101,688	60,586	93,439	142,238	141,628	196,896	161,711
859	*9,928	*11,717	*14,904	*11,657					
251	1,764	361	785	589	15,490	46	41,327	511	565
		*3,246		136					
4,193	2,308	213	330	*44	2,407,481	2,885,830	2,889,482	5,012,738	2,589,838
*16	*482	*84	*15						
67	276	944	606	803	67,799	81,994	78,661	187,556	233,318
*30,587	*34,468	*36,578	*22,590	*14,947	25,330	32,207	43,222	41,585	63,198
8,914	7,974	5,024	4,185	3,843					
104	60	25	31	144					
9,280	10,399	6,354	7,272	2,610					
73,231	73,246	84,442	96,655	85,285					
3,423	3,619	4,429	3,167	2,387					
1,821	1,280	1,505	5,987	6,603					
*7,611	*5,513	*2,583	*4,336	*4,125	834,451	1,066,500	1,213,643	1,263,011	1,139,334
	*248	*725	*3,756	*729					
372	288	4,874	4,663	5,516					
*623	*568	*690	*1,893	*860	8,307	11,909	15,641	8,294	9,080
*1,299	*2,712	*2	*18	*978					
850	6,448	531	127	132					
41,758	36,657	44,140	41,611	40,120					
13,474	14,055	11,507	11,566	10,846					
*177	*983	*216	*848	*1,546	8,747	16,371	24,931	25,474	24,639
8,542	6,887	8,516	10,165	12,276					
932,076	1,125,433	892,830	1,154,524	1,299,865	9,608,270	10,636,517	10,680,739	13,567,142	11,415,626

3-4 EDWARD VII., A. 1904

No. 11.—ITEMIZED STATEMENT showing the Values of Imports

ARTICLES.	ENTERED FOR HOME CONSUMPTION.								
	1902.			1903.					
	Quantity.	Value.	Duty.	Quantity.	Value	Duty.			
	£	£	cts.	£	£	cts.			
Flax, hemp and jute and manu- factures of, viz.:-									
1 Bags or sacks of hemp, linen or jute		64,076	9,455	51	83,808	12,404	15		
2 Carpeting, rugs, matting, and mats of hemp or jute		99,789	17,911	37	94,031	17,261	56		
3 Carpet linings and stair pads		1,135	271	42	5,020	1,210	56		
4 Canvas or fabric not friction- ized, for the manufacture of bicycle tires, imported by the manufacturers of bicycles for use exclusively in the manu- facture of bicycle tires in their own factories			4,665		11,162				
5 Canvas to be used for boats' and ships' sails			2,161	78	6,822	227	60		
6 Sail twine, to be used for boats' and ships' sails	Lbs.	8,355	2,039	71	9,286	2,045	79	18	
7 Damask of linen, stair linen, diaper, napkins, doylies, tray cloths, quilts, and like arti- cles of linen, N.O.P.			477,306	102,960	50	581,064	124,476	30	
8 Flax (exports)									
9 Flax fibre and flax tow	Cwt.	227	1,071		458	1,527			
10 Handkerchiefs			152,151	38,043	57	158,451	38,922	62	
11 Horse clothing, shaped or other- wise manufactured			3,251	965	00	2,588	769	10	
12 Hemp, undressed	Cwt.	160,795	1,296,799		129,856	1,022,460			
13 Jute butts and jute		2,855	7,995		1,521	6,087			
14 Jute cloth, not otherwise finish- ed than bleached or calender- ed	Yds.	475,515	24,681	1,682	49	1,447,065	58,792	4,493	32
15 Jute cloth as taken from the loom, not coloured, cropped, pressed, mangled, calendered nor in any way finished		22,317,975	930,342		22,374,735	909,760			
16 Jute, flax or hemp yarn, plain, dyed or coloured, jute canvas not pressed or calendered, im- ported by manufacturers of carpets, rugs and mats, jute webbing or jute cloth, ham- mocks, twines and floor oil cloth, for use in the manufac- ture of any of these articles only in their own factories	Lbs.	1,737,969	137,109		2,345,581	175,677			
17 Linens, brown or bleached	Yds.	1,464,469	120,819	20,527	59	1,077,483	93,166	16,031	40
18 Linen duck, canvas, hucka- backs, or other manufactures of flax, N.E.S.			510,978	88,019	76	585,913	100,750	22	
19 Linen clothing			11,644	3,245	27	10,408	2,954	28	
20 Linen blouses and shirt waists									
21 Linen thread	Lbs.	340,639	189,549	32,840	93	334,308	171,884	20,819	64
22 Sheets and sheeting	Yds.	2,643	675	155	40	5,497	1,431	286	20
23 Shirts of linen	Doz.	1,526	10,744	3,294	69	2,232	18,182	5,640	40
24 Tapestry, jute			292	53	01		174	32	86
25 Towels			153,033	32,444	00		163,335	33,940	60

SESSIONAL PAPER No. 10

into and Exports from Canada, &c.—Continued

IMPORTS.					EXPORTS.				
Value.					Value.				
1899.	1900.	1901.	1902.	1903.	1899.	1900.	1901.	1902.	1903.
\$	\$	\$	\$	\$	\$	\$	\$	\$	\$
34,784	36,937	63,557	62,017	92,901					1
153,219	119,383	108,996	99,839	95,024					2
1,228	656	874	1,135	5,020					3
29,289	41,476	18,979	4,665	11,162					4
10,344	1,560	2,996	2,161	6,822					5
2,895	3,689	5,207	2,039	2,045					6
368,322	421,370	451,036	477,255	580,020					7
1,293	1,925	834	1,071	1,527	75,140	196,769	235,080	143,531	175,268
129,437	144,961	160,716	151,699	158,283	50,566	79,619	4,484	23,933	3,943
2,552	4,503	6,986	3,251	2,588					
941,029	944,277	676,475	1,296,799	1,022,460	2,400	53,326	989		1,142
74	2,274	11,980	7,905	6,087					
28,831	36,726	45,860	22,605	60,309					14
449,903	624,091	663,752	930,342	909,760					15
112,809	149,139	133,428	137,109	175,677					16
89,998	134,744	62,588	123,344	94,170					17
415,005	452,846	510,514	511,959	586,913					18
5,577	8,115	15,597	12,463	9,598					19
48	188	35							20
114,817	131,761	151,620	189,553	171,884					21
1,538	756	850	675	1,431					22
4,863	7,892	7,039	10,744	18,182					23
388	649	940	292	171					24
131,329	149,314	133,528	152,501	164,627					25

3-4 EDWARD VII., A. 1904

No. 11.—ITEMIZED STATEMENT showing the Values of Imports

ENTERED FOR HOME CONSUMPTION.						
ARTICLES.	1902.			1903.		
	Quantity.	Value.	Duty.	Quantity.	Value.	Duty.
Flax, hemp and jute, and manufactures of — <i>Concluded.</i>		§	§ cts.		§	§ cts.
1 Yarn of jute, flax or hemp for the manufacture of towels, when imported by the manufacturers of jute, linen or union towels, to be used in their own factories in the manufacture of such articles. Lbs.	379	77	78,185	7,927
2 Yarn, singles, flax, hemp or jute N.E.S.	15,554	1,128	272 75	20,714	1,678	417 92
3 Other articles made by the seamstress from linen fabrics, N.O.P.		15,504	4,823 41		10,318	3,346 46
4 Other manufactures of hemp or jute, N.E.S., or of flax, hemp and jute combined.....		140,916	24,355 79		136,332	24,463 56
Total flax, hemp and jute, &c.....		4,359,839	381,481 98		4,320,042	417,527 94
5 Foundry facings of all kinds		8,565	2,095 00		9,478	2,223 44
Fruits, dried, including nuts, viz. :—						
6 Dried apples..... Lbs.	78,717	5,310	1,327 50	162,441	8,938	2,234 50
7 Currants	7,294,816	298,278	72,946 19	8,425,215	232,984	84,246 92
8 Dates	1,463,020	31,772	7,943 00	1,736,505	43,034	10,754 92
9 Figs	3,618,073	87,959	21,988 58	3,285,966	95,908	23,975 25
10 Prunes	5,299,799	181,006	52,283 04	5,893,162	157,273	58,892 59
11 Raisins	11,644,657	551,876	116,446 57	13,054,434	736,920	130,544 34
12 All other, N.E.S.	1,810,185	132,138	33,034 50	3,055,558	167,575	41,893 75
13 Almonds, shelled.....	388,282	68,419	13,524 16	445,301	92,101	15,256 22
14 " not shelled.....	673,757	49,958	14,207 89	746,497	64,397	16,034 02
15 Brazil nuts, not shelled.....	78,950	6,202	2,341 50	158,097	13,008	4,742 91
16 Pecans, not shelled, and shelled peanuts, N.E.S.	583,936	35,973	17,459 00	734,583	43,263	22,037 49
17 Walnuts, not shelled.....	1,107,423	79,022	23,697 96	999,824	86,714	21,990 97
18 Nuts, other, shelled	367,880	43,757	8,062 87	519,499	81,169	11,627 37
19 All other nuts, N.O.P.	3,586,431	146,423	71,726 18	4,136,596	180,950	82,731 91
Total fruits, dried	37,995,026	1,718,093	456,988 91	43,353,678	2,063,334	526,963 16
Fruits, green						
20 Apples..... Bbls.	21,425	85,252	8,570 00	28,391	81,266	11,356 40
21 Bananas..... Bunches.	765,767	738,168	942,443	819,236
22 Blackberries, gooseberries, raspberries and strawberries, N.E.S. Lbs.	1,064,251	91,139	21,285 02	1,067,025	89,413	21,340 70
23 Cherries..... "	117,574	11,310	2,351 48	146,956	14,754	2,939 12
24 Cranberries..... Bush.	26,839	52,487	13,121 75	17,168	37,412	9,353 00
25 Grapes..... Lbs.	1,027,901	69,951	20,558 02	1,151,249	75,998	23,024 99
26 Guavas, mangoes, plantains, pomegranates and shaddocks		6,698		10,180
27 Oranges, lemons and limes, in boxes of capacity not exceeding 2½ cubic feet..... Boxes.	462,137	1,011,566	114,610 19	439,248	886,845	107,773 08
28 Oranges, lemons and limes, in ½ boxes of capacity not exceeding 1½ cubic feet..... ½ boxes.	51,052	63,367	6,636 76	17,591	19,176	2,286 23
29 Oranges, lemons and limes, in cases or other packages... Cub. feet holding capacity	240,884	143,966	24,076 67	247,673	150,399	24,765 54

SESSIONAL PAPER No. 10

Imports and Exports from Canada, &c.—Continued.

IMPORTS.					EXPORTS.					
Value.					Value.					
1899.	1900.	1901.	1902.	1903.	1899.	1900.	1901.	1902.	1903.	
£	£	£	£	£	£	£	£	£	£	
			77	7,927						1
1,264	1,032	594	1,128	1,678						2
5,597	5,225	9,912	15,999	10,281						3
236,279	197,822	160,423	141,289	131,458						4
3,275,703	3,623,311	3,405,316	4,359,907	4,328,008	128,106	329,714	240,553	167,464	180,353	5
9,648	11,910	10,155	8,563	9,478						5
9,133	18,176	7,158	6,001	9,605	429,656	210,892	191,386	102,353	402,412	6
212,688	248,296	219,072	294,883	239,256						7
28,241	36,410	30,285	32,243	44,197						8
54,632	63,814	90,094	91,356	100,796						9
122,916	158,835	149,991	176,078	159,315						10
404,837	555,644	753,798	491,097	772,864						11
64,331	149,075	117,850	126,407	174,130	2,730	8,654	3,413	12,594	6,736	12
59,550	68,390	72,856	67,244	93,122						13
42,769	50,012	47,689	52,877	60,629						14
15,881	7,646	5,399	5,967	13,022						15
20,707	20,304	30,392	36,868	42,866						16
67,908	64,510	88,054	77,903	84,422						17
27,136	26,375	33,539	40,600	86,720						18
89,817	141,971	133,874	145,069	181,035	740	498	3,817	2,055	3,952	19
1,220,546	1,610,058	1,780,051	1,643,693	2,061,979	433,126	220,044	198,616	117,002	413,100	
43,085	60,731	74,922	90,307	81,739	2,624,470	2,578,853	1,483,048	1,567,322	2,759,047	20
513,250	519,342	579,479	738,168	819,236						21
83,806	93,595	80,366	94,224	89,409	89,348	127,740	113,824	84,468	110,504	22
12,371	10,746	9,547	11,334	15,838						23
36,400	42,254	26,199	52,679	37,412						24
51,997	55,551	59,915	70,485	75,953						25
1,661	1,906	3,049	6,698	10,180						26
765,769	685,623	919,809	1,038,412	896,228						27
50,034	30,226	52,127	19,343	25,377						28
96,208	155,128	126,486	143,966	150,698						29

3-4 EDWARD VII., A. 1904

No. 11.—ITEMIZED STATEMENT showing the Values of Imports

ENTERED FOR HOME CONSUMPTION.

ARTICLES.	ENTERED FOR HOME CONSUMPTION.					
	1902.			1903.		
	Quantity.	Value.	Duty.	Quantity.	Value.	Duty.
		§	§ cts.		§	§ cts.
Fruits, green— <i>Con.</i>						
1 Oranges, lemons and limes, in bulk..... No.	9,115	115	13 82	959	14	1 46
2 Oranges, lemons and limes, in barrels not exceeding the capacity of flour barrels..... Brls.	17,991	46,466	7,563 42	13,448	34,347	5,464 03
3 Peaches, N.O.P..... Lbs.	3,558,358	91,839	35,583 58	3,028,798	70,903	30,287 98
4 Pineapples..... No.	1,095,949	87,929		1,375,226	127,635	
5 Plums..... Bush.	32,200	39,057	9,764 25	32,141	49,611	12,402 75
6 Quinces..... "	271	357	89 25	695	1,003	250 75
7 Wild blueberries, strawberries and raspberries.....		812			1,026	
8 All others, N.E.S.....		60,483	12,084 10		60,339	13,836 28
Total fruits, green.....		2,603,962	276,308 31		2,538,557	265,082 31
Fruits, canned or preserved, jellies, jams, &c.—						
9 Fruits in air-tight cans or other packages..... Lbs.	1,605,053	87,994	31,754 45	1,608,749	83,545	30,810 28
10 Fruit, rind or peel of citrons, lemons and oranges, in brine.....						
11 Fruits, preserved in brandy or other spirits..... Galls.	360	1,105	720 00	265	660	529 33
12 Ginger, preserved..... Lbs.	107,179	6,923	2,020 60	140,083	8,527	2,472 40
13 Jellies, jams and preserves, N.E.S..... "	846,248	63,814	19,178 24	1,079,019	79,409	24,351 47
Total fruits, canned, &c.....		159,746	53,673 29		172,141	58,163 48
Grand total, fruits.....		4,481,801	786,970 54		4,714,032	850,208 95
14 Fuller's earth in bulk only, not prepared for toilet or other purposes.....		3,909			4,169	
Furs and skins and manufactures of—						
15 Astrachan or Russian hair skins and China goat plates or rugs wholly or partially dressed but not dyed.....		64,576			56,347	
16 Fur skins, wholly or partially dressed, N.E.S.....		949,539	135,111 50		933,035	134,379 75
17 Furs and skins, undressed, the produce of fish or other marine animals.....		2,806			88	
18 Fur skins of all kinds, not dressed in any manner, N.E.S.....		1,842,857			2,202,417	
19 Caps, hats, muffs, tippets, capes, coats, cloaks and other manufactures of fur, N.O.P.....		110,982	29,550 10		115,843	30,812 40
Total furs, &c.....		2,970,754	164,661 60		3,307,730	165,192 15
20 Glass and manufactures of (exports).						
21 Balls for electric lights..... Doz.	116,600	29,894	2,989 40	192,554	47,930	4,793 00
22 German looking glass, unsilvered or for silvering.....		49,988	9,997 60		43,679	8,728 80

SESSIONAL PAPER No. 10

into and Exports from Canada, &c.—Continued.

IMPORTS.					EXPORTS.				
Value.					Value.				
1899.	1900.	1901.	1902.	1903.	1899	1900.	1901.	1902.	1903.
\$	\$	\$	\$	\$	\$	\$	\$	\$	\$
620	210	121	115	14					1
39,924	42,948	46,820	46,466	34,347					2
66,615	52,497	52,043	91,870	69,549					3
51,371	59,443	86,066	87,929	127,635					4
28,913	39,123	36,465	40,368	49,636					5
276	881	335	357	1,003					6
425	789	701	812	1,026					7
49,484	62,005	61,642	60,961	69,878	274,802	127,680	72,106	68,482	65,758
1,892,209	1,912,098	2,216,092	2,594,494	2,555,158	2,988,620	2,834,273	1,668,978	1,720,272	2,935,309
60,340	99,660	110,629	88,901	78,989	293,660	329,696	181,829	143,244	403,558
187	134	248							
728	1,939	1,988	742	527					
3,598	5,798	5,905	6,929	8,477					
51,933	68,309	69,156	62,170	81,559					
116,786	175,840	187,926	158,742	169,552	293,660	329,696	181,829	143,244	403,558
3,229,541	3,697,996	4,184,069	4,396,929	4,786,689	3,715,406	3,384,013	2,049,423	1,980,518	3,751,967
3,418	2,661	3,147	3,909	4,169					
91,192	106,627	20,865	64,570	56,347					
563,583	696,684	889,224	945,824	919,024	73,636	81,836	35,558	23,563	34,069
3,908	191	10,639	2,806	88	296,075	537,242	582	538,530	357,006
782,149	1,240,589	1,388,286	1,842,857	2,202,417	1,504,481	1,739,625	1,629,329	1,792,859	2,398,966
114,329	70,670	97,914	111,042	116,210	12,312	13,049	14,579	18,587	20,627
1,555,161	2,114,761	2,406,928	2,967,099	3,294,086	1,886,504	2,371,752	1,680,048	2,373,539	2,810,668
19,113	22,648	29,759	29,894	47,930	19,239	16,098	19,068	24,686	14,065
82,749	35,611	59,628	49,988	43,679					

3-4 EDWARD VII., A. 1904

No. 11.—ITEMIZED STATEMENT showing the Values of Imports

		ENTERED FOR HOME CONSUMPTION.					
ARTICLES.		1902.			1903.		
		Quantity.	Value.	Duty.	Quantity.	Value.	Duty.
			\$	§ cts.		\$	§ cts.
Glass and manufactures of— <i>Cont.</i>							
1	Glass carboys and demijohns, empty or filled bottles and decanters, flasks and phials,		330,973	97,963 60		323,125	95,206 30
2	Glass jars or glass balls, and cut, pressed or moulded, crystal or glass tableware, decorated or not.		221,241	65,555 60		292,906	86,777 70
3	Lamp chimneys, glass shades or globes and blown glass tableware		126,718	37,794 40		116,165	34,797 70
4	Ornamental, figured and enamelled, coloured glass and memorial or other ornamental window glass, N.O.P.		16,046	4,018 90		21,351	4,969 20
5	Painted or vitrified, chipped, figured, enamelled and obscured white glass and rough rolled-plated glass	Sq. ft.	303,280	22,396 4,931 10	457,938	25,882	5,547 80
6	Common and colourless window glass, and plain coloured, opaque, stained or tinted or muffled glass in sheets	"	24,411,119	720,888 131,304 71	28,590,834	766,578	139,221 14
7	Plate glass, not bevelled, in sheets or panes, not exceeding 25 sq. ft. each, N.O.P.	"	597,457	121,780 27,962 95	616,843	121,049	26,211 18
8	Plate glass, not bevelled, in sheets or panes, N.E.S.	"	547,763	134,527 39,554 74	599,866	134,014	37,850 50
9	Plate glass, in panes, bevelled, N.O.P.	"	2,176	834 259 94	597	662	223 65
10	Silvered glass, bevelled or not, framed or not framed.	"		36,587 12,694 65		47,287	16,357 64
11	Stained glass windows.	"		3,754 1,126 20		5,171	1,499 30
12	All other glass and manufactures of glass not otherwise provided for, including bent plate or other sheet glass.	"		122,582 23,341 83		138,652	26,384 66
Total glass, &c.			1,938,808	459,495 62		2,084,451	488,508 57
13	Gloves and mitts of all kinds		651,309	216,200 20		870,425	287,806 66
Glue, glue stock and mucilage:—							
14	Glue, powdered or sheet	Lbs.	1,964,393	164,273 38,911 27	2,095,509	155,175	36,168 87
15	" liquid	"		14,921 3,702 09		16,159	4,022 50
16	" stock	"					
17	Fish skins and fish offal or refuse	"		1,162		572	
18	Mucilage	"		12,752 3,162 35		14,444	3,579 85
Total glue, glue stock and mucilage			193,108	45,775 71		186,350	44,071 22
Grasses and fibres, and manufactures of, N.E.S.:—							
19	Grass, sea, sea weed and kelp, N.E.S.	Cwt.	163	1,759	450	1,703	

SESSIONAL PAPER No. 10

into and Exports from Canada, &c.--Continued.

IMPORTS.					EXPORTS.				
Value.					Value.				
1899.	1900.	1901.	1902.	1903.	1899.	1900.	1901.	1902.	1903.
\$	\$	\$	\$	\$	\$	\$	\$	\$	\$
183,439	219,407	266,293	329,164	324,488					
221,831	227,558	226,715	218,653	293,108					
131,954	120,594	142,624	127,891	115,592	3,931	2,035	3,460	4,642	2,068
8,020	10,588	12,739	16,064	21,351					
15,473	18,912	16,607	22,996	25,882					
372,122	621,408	468,319	718,638	766,868					
88,274	93,866	71,942	121,780	121,049					
121,025	114,856	106,290	134,527	134,014					
1,808	6,396	15,772	834	662					
33,802	46,970	53,727	35,853	47,842					
3,966	1,458	2,064	3,968	5,678					
95,178	119,684	112,443	122,289	138,301					
1,328,754	1,659,956	1,584,922	1,932,539	2,086,444	23,170	18,133	22,528	29,328	16,133
718,031	702,960	702,747	653,234	872,121					
145,307	140,931	168,489	165,363	165,740					
18,098	21,059	19,758	14,867	16,159					
					6,456	9,429	17,442	18,004	10,857
1,797	649	1,183	1,162	572					
8,935	10,784	12,152	12,752	14,444					
174,137	173,423	201,582	194,144	196,915	6,456	9,429	17,442	18,004	10,857
396	1,649	2,431	1,759	1,703					

3-4 EDWARD VII., A. 1904

No. 11.—ITEMIZED STATEMENT showing the Values of Imports

ENTERED FOR HOME CONSUMPTION.						
ARTICLES.	1902.			1903.		
	Quantity.	Value.	Duty.	Quantity.	Value.	Duty.
		₹	₹ cts.		₹	₹ cts.
Grasses and fibres, &c.— <i>Con.</i>						
1	Esparto, or Spanish grass, and other grasses and pulp of, including fancy grasses dried but not coloured or otherwise manufactured..... Cwt.	98	555	217	2,403	
2	Grass, manilla..... "	6,223	55,661	48,179	405,978	
3	Fibre, kartavert, indurated fibre, vulcanized fibre and like material, and manufactures of, N.E.S..... "		33,089	8,267 42	34,800	8,692 01
4	Fibre, Mexican, istle or tampico..... Cwt.	4,691	17,572	1,229	12,454	
5	Fibre, vegetable, natural, N.E.S..... "	10,966	25,639	6,632	46,336	
6	Fibrilla..... "					
7	Moss, Iceland and other mosses Lbs.	1,107,902	47,014	698,430	36,195	
8	Palm leaf, unmanufactured..... "		543		30	
9	Straw..... Tons.	15	133	26 60	404	80 80
10	" manufactures of, N.O.P..... "		19,073	3,810 26	19,373	3,869 80
	Total grasses, fibres, &c.....		201,028	12,104 28	559,676	12,642 61
11	Grease, axle..... Lbs.	801,589	27,884	6,929 92	1,261,692	41,729 10,405 42
12	" foot grease, the refuse of cotton seed after the oil has been pressed out, but not when treated with alkadies..... "	2,500	37			
13	Grease, "degras" and oleo-stearine..... "	1,807,953	109,432		1,916,960	116,722
14	Grease, rough, the refuse of animal fat, for the manufacture of soap and oils only..... "	5,079,195	292,226		7,066,670	416,793
	Total grease, &c.....	7,691,237	429,579	6,929 92	10,245,322	575,244 10,405 42
15	Gunpowder and other explosives (exports).....					
16	Gun, rifle, sporting and cannister powder..... Lbs.	121,123	44,480	3,413 21	119,963	40,438 3,320 38
17	Cannon and musket powder..... "					
18	Blasting and mining powder..... Lbs.	269,287	16,704	5,319 08	20,241	1,180 404 90
19	Fuses, N.O.P..... "					28,542 4,442 85
20	Giant powder, nitro, nitro-glycerine and other explosives Lbs.	621,144	98,230	18,614 26	150,801	28,584 4,396 03
21	Gun, rifle and pistol cartridges or other ammunition, N.O.P..... "		199,351	51,241 10		228,139 58,970 50
22	Gun wads, percussion caps, primers and cartridge cases..... "		29,621	8,081 89		38,921 9,741 60
23	Gun or pistol covers or cases, game bags, loading tools and cartridge belts of any material..... "		7,489	2,190 60		9,758 2,894 60
	Total gunpowder and explosives.....		395,875	88,860 05		375,562 84,170 86

SESSIONAL PAPER No. 10

Imports and Exports from Canada, &c.—Continued.

IMPORTS.					EXPORTS.				
Value.					Value.				
1899.	1900.	1901.	1902.	1903.	1899.	1900.	1901.	1902.	1903.
₹	₹	₹	₹	₹	₹	₹	₹	₹	₹
1,660	554	925	555	2,403					
		3,840	55,661	405,978					
11,781	19,588	34,621	33,089	31,800					
16,364	19,050	19,506	17,572	12,454					
29,549	23,400	24,519	25,639	46,336					
29,667	33,881	33,460	47,014	36,195					
909	1,458	304	543	30					
149	145	104	133	404	2,727	7,650	39,150	11,869	14,411
6,275	8,830	14,421	19,973	19,466					
96,750	108,555	134,131	201,038	559,769	2,727	7,650	39,150	11,869	14,411
18,483	24,903	30,922	28,147	41,748					
2,748	1,009	1,308	37						
30,449	58,006	120,760	109,432	116,722					
148,086	215,980	232,033	292,226	416,793	9,984	4,790	32,368	10,942	93,409
199,766	299,898	385,023	429,842	575,263	9,984	4,790	32,368	10,942	93,409
					120,091	156,392	244,715	257,945	254,605
20,112	22,995	25,000	44,480	40,892					
289		2,307							
8,222	3,192	4,036	16,704	1,180					
				28,047					
68,279	71,993	79,418	125,956	42,584					
91,116	116,217	139,033	199,677	285,793					180,638
19,251	28,354	33,414	29,676	39,570					
5,340	4,760	4,422	7,489	9,839					
212,609	247,511	287,630	423,982	397,905	120,091	156,392	244,715	257,945	435,243

3-4 EDWARD VII., A. 1904

No. 11.—ITEMIZED STATEMENT showing the Values of Imports

ENTERED FOR HOME CONSUMPTION.						
ARTICLES.	1902.			1903.		
	Quantity.	Value.	Duty.	Quantity.	Value.	Duty.
		£	£ cts.		£	£ cts.
1 Gut, cat or worm gut, unmanufactured, for whip and other cord		1,011			370	
2 Gut, cat gut strings or gut cord for musical instruments		7,922			9,439	
Total gut		8,933			9,809	
3 Gutta percha and india-rubber and manufactures of (Exports)						
4 Gutta percha	Lbs. 7,358	2,125		2,075	4,375	
5 Boots and shoes		147,655	36,901 92		141,191	35,254 76
6 Belting		30,625	7,644 09		60,485	15,112 67
7 Clothing and clothing made waterproof with india-rubber		233,614	61,073 18		411,602	102,891 11
8 Fillets of cotton and rubber, not exceeding 7 inches wide, when imported by and for the use of manufacturers of card clothing		308			193	
9 Hose, including cotton or linen, lined with rubber		51,254	17,853 55		43,312	15,059 01
10 Packing, mats and matting		39,065	13,606 98		46,540	16,230 10
11 Rubber powdered and rubber waste	Lbs. 1,016,598	111,346		797,541	72,217	
12 Rubber, crude, caoutchouc and india-rubber unmanufactured	2,303,080	1,404,257		2,858,778	1,532,998	
13 Rubber, recovered, rubber substitute, and hard rubber in sheets	865,052	135,976		1,745,130	210,464	
14 Rubber thread elastic	1,693	2,263		3,548	4,458	
15 Sheetting		19,951	4,983 08		286,932	69,325 50
16 All other, N.O.P.		249,262	59,655 84			
Total gutta percha and india-rubber		2,427,701	201,718 64		2,814,767	253,873 15
Hair, and manufactures of, not otherwise provided for:—						
17 Hair, cleaned or uncleaned, but not curled, dyed or otherwise manufactured	Lbs. 422,571	32,505		351,033	31,861	
18 Braids, chains, or cords of hair		192	67 20		132	46 20
19 Curled or dyed hair	Lbs. 82,875	16,213	3,188 17	13,411	4,665	878 55
20 Hair cloth of all kinds		6,814	1,403 90		6,462	1,331 30
21 Hair brush pads		116				
22 Horse hair, not further manufactured than simply cleaned and dipped or dyed, for use in manufacture of horse hair cloth	Lbs. 38,137	19,068		54,564	31,348	
23 Other manufactures of, N.E.S.		4,148	1,400 62		6,087	2,099 19
Total hair and manufactures of		79,056	6,059 89		80,555	4,355 24

SESSIONAL PAPER No. 10

into and Exports from Canada, &c.—Continued.

IMPORTS.					EXPORTS.				
Value.					Value.				
1899.	1900.	1901.	1902.	1903.	1899.	1900.	1901.	1902.	1903.
%	%	%	%	%	%	%	%	%	%
617	772	287	1,011	370					
7,212	6,925	7,776	7,922	9,439					
7,829	7,697	8,063	8,933	9,809					
					140,442	174,056	156,439	327,610	157,025
452	1,713	13,338	2,125	4,375					
57,869	46,927	70,966	150,775	142,288					
23,791	34,207	37,415	30,289	60,398					
151,842	152,791	170,000	234,187	465,454					
75	6	242	308	193					
31,302	48,748	55,054	51,870	43,593					
29,127	37,321	41,623	39,048	46,680					
6,788	66,038	35,854	111,346	72,217					
1,632,764	2,026,769	1,755,488	1,404,257	1,532,998					
								122,730	
208,069	217,779	179,882	135,976	210,464					
2,807	1,968	2,109	2,263	4,458					
219	1,969	420	19,951	287,398					
199,510	217,098	235,794	248,909						
2,344,645	2,853,334	2,598,185	2,431,304	2,870,516	140,442	170,056	156,439	327,610	279,755
32,322	31,466	21,618	32,505	31,861	49,949	70,968	61,913	64,479	94,678
444	121	256	192	132					
11,008	11,622	11,091	16,213	4,665					
10,239	8,484	5,336	6,814	6,462					
	459	117	116						
23,249	28,251	11,672	19,068	31,348					
3,737	5,310	5,566	4,148	6,087					
80,999	85,713	55,656	79,056	80,555	49,949	70,968	61,913	64,479	94,678

3-4 EDWARD VII., A. 1904

No. 11.—ITEMIZED STATEMENT showing the Values of Imports

ENTERED FOR HOME CONSUMPTION.						
ARTICLES.	1902.			1903.		
	Quantity.	Value.	Duty.	Quantity.	Value.	Duty.
		\$	\$ cts.		\$	\$ cts.
Hats, caps and bonnets, viz.:						
1 Caps, unfinished Leghorn hats		552			1,010	
2 Hatters' bands (not cords), bindings, tips and sides, hat sweats and linings, both tips and sides, imported by hat and cap manufacturers, for use in the manufacture of these articles only in their own factories		109,905			117,461	
3 Hat, cap and bonnet shapes		38,739	9,155 50		57,274	13,660 10
4 Hatters' furs, not on the skin		71,876			67,334	
5 Hats and caps, &c., of beaver, silk or felt		1,097,181	273,607 80		1,113,805	290,565 50
6 Buckram for the manufacture of hat and bonnet shapes	Yds. 26,739	4,320		38,452	4,673	
7 Hatters' plush of silk or cotton		2,538			3,917	
8 Plaits, plain, chip, manilla, cotton, mohair, straw, Tuscan and grass						
9 Manilla hoods	Lbs. 547,615	97,927		640,761	113,423	
10 Of straw, grass, chip or other material, N. E. S.		182			178	
Total hats, caps and bonnets		2,018,023	436,857 10		2,113,579	472,098 00
11 Hay	Tons. 8,397	121,624	16,794 00	7,737	126,646	15,474 00
12 Hides and skins, raw, whether dry, salted or pickled, and tails undressed		5,079,343			5,661,313	
13 Hoofs, horn strips, horn and horn tips in the rough, not polished or otherwise manufactured than cleaned		6,639			1,215	
14 Honey, in the comb or otherwise, and imitations thereof	Lbs. 146,511	9,731	3,926 75	120,674	7,945	3,168 19
15 Hops	" 789,598	131,185	44,871 30	623,403	162,394	36,174 06
16 Ice		672			1,932	
17 Ink, writing		45,391	8,145 46		50,916	9,163 67
18 " printing		99,897	19,446 45		98,400	19,187 10
Total ink		145,198	27,591 91		149,316	28,350 77
19 Iron sand or globules or iron shot and dry putty for polishing glass or granite	Cwt. 10,286	5,627		1,150	3,304	
20 Ivory, manufactures of, N. O. P.		569	109 95		123	24 66
21 " unmanufactured	Lbs. 1,672			710	2,658	
22 " veneers of, unmanufactured		3,630			650	
23 Ivories, piano key		59,441			71,424	
Total ivory		65,312	109 95		74,855	24 66

SESSIONAL PAPER No. 10

into and Exports from Canada, &c.—Continued.

IMPORTS.					EXPORTS.					
Value.					Value.					
1899.	1900.	1901.	1902.	1903.	1899.	1900.	1901.	1902.	1903.	
%	%	%	%	%	%	%	%	%	%	
267		178	552	1,010						1
56,572	80,837	97,542	109,905	117,461						2
62,780	68,037	37,007	38,739	57,375						3
18,151	40,951	59,468	71,876	67,334						4
888,374	1,025,115	1,074,418	1,100,811	1,113,184						5
2,787	2,953	4,174	4,320	4,673						6
2,819	8,469	2,681	2,538	3,917						7
81,012	68,444	100,629	97,927	113,423						8
3,575	11	948	182	178						9
563,653	546,861	546,694	603,507	635,137	3,823	3,870	12,596	13,269	11,483	10
1,679,930	1,841,678	1,923,739	2,030,357	2,113,692	3,823	3,870	12,596	13,269	11,483	
57,988	88,212	116,228	121,624	127,153	411,631	1,114,119	2,097,902	4,415,324	3,596,557	11
3,872,182	4,214,412	4,711,538	5,079,343	5,661,313						12
					1,215,577	1,322,040	2,211,199	1,700,380	1,905,001	
5,617	4,987	3,337	6,699	1,215						13
8,579	13,634	10,953	9,019	7,886	31,567	1,109	2,758	2,104	2,034	14
136,223	154,712	149,728	131,964	168,732	26,201	16,435	37,970	18,989	12,998	15
2,648	615	768	672	1,932	17,486	16,953	32,667	37,193	23,304	16
37,226	35,116	44,309	45,468	50,912						17
67,293	73,760	88,909	99,609	98,281						18
104,519	108,876	133,218	145,077	149,193						
1,979	1,535	2,740	5,627	3,304						19
151	179	406	569	123						20
4,791	2,796	4,837	1,672	2,658						21
5,799	2,636	8,023	3,630	650						22
26,704	41,519	45,750	59,441	71,424						23
37,445	47,130	58,516	65,312	74,855						

3-4 EDWARD VI., A. 1904

No. 11.—ITEMIZED STATEMENT showing the Values of Imports

ARTICLES.		1902.			1903.				
		Quantity.	Value.	Duty.	Quantity.	Value.	Duty.		
			£	£	cts.	£	£	cts.	
1	Jewellery, N.O.P.		647,200	189,796	70	744,778	218,882	90	
2	Junk, old, or oakum. Cwt.	21,888	60,364		21,412	65,599			
3	Knitted goods of every description, N.E.S.		520	134	52	692	219	10	
Leather and manufactures of:—									
4	Belting leather of all kinds. Lbs.	189,540	61,416	6,301	10	212,052	62,836	6,479	80
5	Calf, kid or goat, lamb and sheep skins, tanned. "	6,498	1,942	279	15	3,367	1,355	192	53
6	Calf, kid or goat, lamb and sheep skins, dressed, waxed or glazed. "	295,002	237,388	39,331	23	306,393	216,650	34,575	82
7	Harness leather. "	6,236	2,528	397	63	6,443	2,590	405	49
8	Tanner's scrap leather. "	39,800	5,520	624	20	80,780	14,818	1,563	65
9	Glove leather, tanned or dressed, coloured or uncoloured, imported by glove manufacturers for use in their factories in the manufacture of gloves. "	333,951	174,247	17,418	14	467,624	246,983	24,086	97
10	Japanned, patent or enamel leather and morocco. "	38,193	43,497	10,790	77	40,515	43,339	10,772	28
11	Skins for morocco leather, tanned but not further manufactured. "	3,146	2,011	277	15	55	41	6	15
12	Sole leather, all kinds. "	237,701	65,026	9,084	90	381,442	79,207	9,795	65
13	Upper leather, not dressed, waxed or glazed. "	2,641	918	130	65	7,459	2,397	351	75
14	Upper leather, including dongola, cordovan, kangaroo, alligator and chamois skins, or other upper leather, N.E.S., dressed, waxed or glazed. "	260,167	183,675	30,458	86	186,465	130,276	21,428	80
15	All other leather and skins, N.O.P. "	85,402	32,503	3,742	46	75,490	24,942	2,972	10
16	All other leather dressed, waxed or glazed, &c., N.E.S. "	71,223	40,752	6,883	68	82,285	44,874	7,258	89
Manufactures of, viz:—									
17	Boots and shoes.		699,791	172,608	12		742,773	183,418	96
18	Harness and saddlery, N.E.S.		82,036	23,771	50		83,493	23,774	80
19	Leather belting.		43,995	7,933	96		58,599	10,039	94
20	All other manufactures of leather and raw-hide, N.O.P.		133,316	31,978	73		163,629	39,406	71
Total leather and manufactures of.			1,810,261	362,012	23		1,912,802	376,530	29
21	Leeches.		56				108		
22	Lime. Brls.	24,602	17,584	3,506	41	31,108	22,470	4,494	05
23	Lime juice, crude only. Galls.	34,081	9,579			24,799	6,295		
24	Lime juice, and fruit juice fortified with or containing not more than 25 p.c. of proof spirits. "	162	339	97	20	189	388	113	40

SESSIONAL PAPER No. 10

into and Exports from Canada, &c.—Continued.

IMPORTS.					EXPORTS.				
Value.					Value.				
1899.	1900.	1901.	1902.	1903.	1899.	1900.	1901.	1902.	1903.
\$	\$	\$	\$	\$	\$	\$	\$	\$	\$
473,143	578,363	539,116	648,590	745,404					
38,588	55,082	52,774	60,364	65,599	36,713	54,579	71,619	28,083	40,054
31,606	23,303	4,349	520	692					
42,815	64,870	40,639	55,156	61,812					
15,149	1,208	6,754	1,942	1,355					
289,441	279,161	212,677	237,128	216,750					
3,687	10,515	6,809	2,528	2,590					
1,285	1,152	2,753	5,520	14,818					
111,986	185,717	180,186	174,247	241,297					
20,225	22,486	41,918	43,497	43,339					
164	446	3,887	2,911	41					
148,245	172,921	74,992	64,264	77,489				1,617,365	1,809,483
603	5,500	1,704	918	2,397					
					1,592,078	1,540,414	1,975,383		
								294,733	222,807
339,361	309,963	234,428	181,069	129,573					
26,614	15,723	35,109	35,797	24,942					
37,427	19,244	34,224	41,017	44,874					140,392
451,376	541,665	642,790	701,383	743,378	81,743	86,118	223,588	185,774	152,465
58,265	59,026	54,242	82,137	84,474	35,008	209,418	136,943	122,332	19,247
41,873	72,182	51,975	42,675	58,265					
98,226	112,970	108,225	133,473	163,530	37,168	53,557	117,290	99,559	43,513
1,686,742	1,874,749	1,733,312	1,804,762	1,910,924	1,695,997	1,839,507	2,453,204	2,319,763	2,387,907
83	50	68	56	108					
11,124	11,211	14,534	17,584	22,470	64,113	77,360	83,514	112,634	127,792
3,814	5,033	6,348	9,579	6,295					
294	272	1,098	314	405					

3-4 EDWARD VII., A. 1904

No. 11.—ITEMIZED STATEMENT showing the Values of Imports

ENTERED FOR HOME CONSUMPTION.						
ARTICLES.	1902.			1903.		
	Quantity.	Value.	Duty.	Quantity.	Value.	Duty.
		\$	¢		\$	¢
1 Lime juice containing more than 25 p.c. of proof spirits. Galls.	5	19	9 40	4	6	8 00
2 Lime juice and other fruit syrups and fruit juices, N.O.P. "	14,641	16,795	2,740 61	16,897	20,143	3,490 14
Total lime juice, &c. "	48,889	26,732	2,847 21	41,889	26,832	3,611 54
3 Machine card clothing.		35,970	7,164 29		52,036	10,006 24
4 Magic lanterns and slides therefor.		6,851	1,537 07		7,390	1,766 10
5 Manufactured articles, N.E.S. (exports) Marble and manufactures of:—						
6 Marble, sawn only.		87,077	17,410 07		93,389	18,674 74
7 Marble in the rough, not hammered or chiselled.		9,537	1,430 55		8,232	1,234 80
8 Marble, finished and polished.		11,828	4,039 33		51,860	17,865 78
9 Manufactures of, N.O.P.		21,982	7,606 78			
Total marble and manufactures of.		130,424	30,486 73		153,481	37,775 32
10 Mattresses, including hair, spring and other.		8,661	2,598 30		11,399	3,408 40
Metals and minerals and manufactures of, N.E.S.:—						
Brass and manufactures of:—						
11 Brass in bolts, bars and rods in coils or otherwise, in lengths not less than 6 feet, unmanufactured. Cwt.	5,038	75,910		6,528	90,551	
12 Brass cups, being rough blanks for the manufacture of paper-shells or cartridges, when imported by manufacturers of brass and paper-shells and cartridges for use in their own factories.		66,041			64,973	
13 Brass, old and scrap or in blocks. Cwt.	18,028	110,300		11,452	109,389	
14 Brass, in strips, sheets or plates, not polished, planished or coated. "	11,527	151,855		10,025	164,297	
15 Brass tubing, not bent or otherwise manufactured, in lengths not less than 6 ft. Lbs.	489,879	101,978		535,923	102,107	
16 Glove fasteners, metal eyelet hooks, and eyelets and shoelace wire fasteners.		98,131			124,974	
17 Pumps. No.	2,520	11,446	3,433 80		11,694	3,499 40
18 Wire, plain. Lbs.	170,644	25,416	2,472 78	114,984	18,774	1,802 10
19 Wire cloth, &c., N.E.S.		37,848	8,244 13		45,626	8,687 66
20 Manufactures of brass, N.O.P.		422,953	123,431 60		581,164	169,674 20
21 Nails, tacks, rivets and burrs or washers.		9,862	2,909 03		7,645	2,240 50
Total brass and manufactures of.		1,111,740	110,494 31		1,320,294	185,903 86

SESSIONAL PAPER No. 10

into and Exports from Canada, &c.—Continued.

IMPORTS.					EXPORTS.				
Value.					Value.				
1899.	1900.	1901.	1902.	1903.	1899.	1900.	1901.	1902.	1903.
£	£	£	£	£	£	£	£	£	£
	4		19						
15,002	18,396	15,272	15,132	20,172					
19,110	23,705	22,718	25,044	26,872					
40,881	29,771	34,702	35,150	52,765					
6,025	7,701	5,246	7,093	7,264					
					700,437	1,472,648	1,483,130	1,967,924	852,513
64,212	66,197	70,428	85,659	93,389					
2,012	1,371	4,491	9,537	8,232					
19,961	13,050	9,242	11,828	51,860					
15,694	13,842	13,449	21,757						
101,879	94,460	97,610	128,781	153,481					
7,802	8,511	11,657	8,850	11,242					
56,572	66,513	71,371	75,910	90,551					
35,239	44,687	55,923	66,041	64,973					
43,652	52,816	46,967	110,300	109,389					
123,220	135,999	123,576	151,855	164,297					
61,618	80,709	83,199	101,978	102,107					
78,629	84,289	75,544	98,131	124,074					
10,783	12,347	7,168	11,997	11,921					
30,061	24,474	22,289	25,780	18,774					
29,894	34,517	43,649	37,848	45,885					
348,830	393,159	384,560	425,723	581,470					
6,071	8,378	6,944	9,862	7,645					
824,479	937,888	921,190	1,115,425	1,321,086					

3-4 EDWARD VII., A. 1904

No. 11.—ITEMIZED STATEMENT showing the Values of Imports

ENTERED FOR HOME CONSUMPTION.

ARTICLES.	1902.			1903.		
	Quantity.	Value.	Duty.	Quantity.	Value.	Duty.
		£	£ cts.		£	£ cts.
Metals and minerals and manufactures of, N.E.S.— <i>Con.</i>						
Copper and manufactures of—						
1	Copper matte or regulus of, and black or coarse copper and copper cement, fine copper therein contained.					
2	Copper in bolts, bars and rods in coils or otherwise in lengths not less than 6 feet, unmanufactured.	Cwt. 55,095	767,315	62,677	813,294	
3	Copper in pigs or ingots	" 16,576	213,954	19,473	243,975	
4	Copper in strips, sheets or plates, not planished or coated, &c.	" 22,525	307,429	17,009	269,954	
5	Nails, tacks, rivets and burrs or washers		7,454 2,199 70		7,771 2,276 20	
6	Old and scrap in blocks	Cwt. 1,096	11,878	911	8,619	
7	Oxide of copper, black, including platinum for use in the manufacture of chlorate					
8	Copper rollers for use in calico printing	Lbs. 7	10		35	
9	Copper tubing in lengths not less than 6 feet and not polished, bent or otherwise manufactured	Lbs. 198,212	43,359	258,254	54,221	
10	Wire plain, tinned or plated	" 603,268	93,891 14,083 10	503,710	74,560 11,183 25	
11	Wire cloth, &c.		1,932 357 93		1,470 275 01	
12	All other manufactures of N.O.P.		47,009 13,913 60		60,970 17,523 10	
	Total copper and manufactures of.		1,507,364 30,554 33		1,544,264 31,257 56	
Gold and silver and manufactures of—						
13	Gold-bearing quartz, dust or nuggets					
14	Gold, silver and aluminum leaf and Dutch or schlag metal leaf		38,734 9,652 35		51,536 12,857 76	
15	Manufactures of gold, N.E.S.		10,093 2,964 30		12,525 3,751 60	
16	Electro-plated ware and gilt ware of all kinds, N.E.S.		227,044 65,067 40		275,276 78,316 10	
17	Sterling or other silverware		75,475 20,446 50		94,936 25,710 60	
18	Silver ore and silver, metallic, contained in ore concentrates, &c.					
19	Silver tubing, when imported by manufacturers of silverware to be used in their own factories in the manufacture of silverware, O.C.		372		560	
	Total gold and silver, &c.		351,718 98,130 55		434,833 120,636 06	

SESSIONAL PAPER No. 10

into and Exports from Canada, &c. — *Continued.*

IMPORTS.					EXPORTS.					
Value.					Value.					
1899.	1900.	1901.	1902.	1903.	1899.	1900.	1901.	1902.	1903.	
%	%	%	%	%	%	%	%	%	%	
					922,979	1,387,388	2,660,276	2,990,425	2,907,705	1
278,553	555,278	521,614	767,315	813,294						2
207,311	162,254	147,535	213,954	243,975						3
148,594	226,256	208,477	307,429	269,954						4
4,264	7,538	6,086	7,454	7,902						5
39,429	18,736	4,739	11,878	8,619						6
60	389	88	10	35						7
11,310	24,457	15,300	13,133	9,395						8
29,292	54,728	48,289	43,359	54,221						9
45,144	152,745	102,664	93,891	74,560						10
911	675	988	1,932	1,470						11
33,523	68,603	47,111	46,916	60,985						12
798,391	1,271,659	1,102,891	1,507,271	1,544,410	922,979	1,387,388	2,660,276	2,990,425	2,907,705	
					3,272,702	14,148,543	24,445,156	19,684,604	16,490,820	13
38,371	43,458	46,901	37,994	51,536						14
7,880	6,127	8,145	10,093	12,695						15
199,135	199,881	216,738	228,404	274,934						16
92,918	93,455	90,010	75,733	97,711						17
					2,630,281	1,354,055	2,420,750	2,055,428	1,804,592	18
			372	560						19
338,304	342,922	361,794	352,596	437,436	5,902,983	15,502,598	26,865,906	21,740,032	18,295,412	

3-4 EDWARD VII., A. 1904

No. 11.—ITEMIZED STATEMENT showing the Values of Imports

ENTERED FOR HOME CONSUMPTION.

ARTICLES.		1902.			1903.		
		Quantity.	Value.	Duty.	Quantity.	Value.	Duty.
			\$	\$ cts.		\$	\$ cts.
Metals and minerals and manufactures of, N.E.S.— <i>Con.</i>							
Iron and manufactures of, steel and manufactures of, or both combined:							
Agricultural implements, N.E.S.—							
1	Agricultural implements, parts of		499,818	99,957 41		609,111	121,817 47
2	Cultivators, weeders..... No.	2,755	22,863	4,570 67	3,609	24,948	4,989 69
3	Drills, grain seed..... "	2,012	50,092	10,018 40	2,925	78,066	15,611 74
4	Farm, road or field rollers.... "	216	3,127	781 75	46	3,987	771 75
5	Forks, pronged..... "	13,930	7,816	1,944 33	14,528	7,395	1,843 68
6	Harrows..... "	2,470	36,730	7,345 20	3,287	49,070	9,814 00
7	Harvesters, self-binding, and without binders..... "	9,288	900,179	180,035 80	11,002	1,065,275	213,055 00
8	Hay tedders..... "	115	3,028	757 00	544	12,519	3,129 75
9	Hoes..... "	3,406	1,910	249 17	6,551	1,561	361 94
10	Horse rakes..... "	9,741	180,658	36,131 60	13,386	247,905	49,581 00
11	Knives, hay or straw..... "	446	246	55 67	435	152	38 00
12	" edging..... "						
13	Lawn mowers..... No.	1,193	6,466	2,298 60	1,859	8,598	3,009 30
14	Manure spreaders..... "	91	2,356	471 20	197	8,802	1,760 40
15	Mowing-machines..... "	17,643	599,050	119,810 00	18,176	610,026	122,005 20
16	Ploughs..... "	10,092	214,193	42,838 60	13,970	302,432	60,482 53
17	Post hole diggers..... "	541	489	122 25	775	532	133 00
18	Potato diggers..... "	118	1,780	415 00	100	1,353	334 00
19	Rakes, N.E.S..... "	5,028	1,139	284 75	6,461	1,529	382 25
20	Reapers..... "	755	36,329	7,265 80	703	33,337	6,667 40
21	Scythes..... Doz.						
22	Sickles or reaping hooks..... "	2,952	11,970	2,598 44	3,075	13,559	3,997 01
23	Spades and shovels and spade and shovel blanks, and iron or steel cut to shape for the same..... "	5,407	28,993	8,788 14	8,326	39,536	11,894 87
24	All other agricultural implements, N.E.S..... "		47,136	11,593 41		52,833	13,632 78
	Total agricultural implements.....		2,655,468	538,303 19		3,171,817	643,849 42
25	Anchors..... Cwt.	5,372	19,766		5,536	20,345	
26	Anvils and vices..... "		27,621	7,203 80		43,853	11,665 20
27	Axle springs, axles, axle-bars n.e.s. and axle blanks and parts thereof, of iron or steel, for railway or tramway or other vehicles..... Cwt.	40,937	107,442	36,369 49	39,553	96,493	30,854 31
28	Bar iron or steel rolled, whether in coils, bundles, rods or bars, comprising rounds, ovals, squares and flats, rolled shapes, N.O.P..... "	525,114	946,836	170,875 30	803,556	1,327,897	240,697 43
29	Butts and hinges, N.E.S..... "		29,220	8,736 50		40,391	12,060 40
30	Cart or wagon skeins or boxes..... Lbs.	38,806	2,459	661 10	79,268	3,717	1,042 90
31	Cast iron pipe of every description..... Cwt.	29,463	44,691	10,905 85	59,862	112,709	19,547 51
32	Castings, iron or steel in the rough, N.E.S..... "		198,074	49,350 52		242,131	59,846 94

SESSIONAL PAPER No. 10

into and Exports from Canada; &c.—Continued.

IMPORTS.					EXPORTS.					
Value.					Value.					
1899.	1900.	1901.	1902.	1903.	1899.	1900.	1901.	1902.	1903.	
%	%	%	%	%	%	%	%	%	%	
32,936	32,218	33,222	499,921	609,122						1
75,088	20,301	16,495	22,863	24,948						2
64,583	40,308	31,092	50,243	78,215						3
173	149	2,049	3,127	3,987						4
11,005	9,696	4,584	7,816	7,395						5
53,739	63,819	59,612	36,755	49,070						6
664,610	806,979	831,204	894,474	1,053,021						7
4,652	8,175	8,839	3,028	12,519						8
3,120	3,217	3,013	1,010	1,561						9
69,043	120,136	104,146	181,581	247,521						10
127	367	174	246	152						11
		107								12
6,545	5,187	5,429	6,466	8,598						13
697	4,187	5,101	2,356	8,909	1,867,223	1,693,581	1,749,565	1,820,800	2,299,292	14
348,898	359,578	422,322	600,743	607,726						15
188,422	216,156	149,625	214,193	303,910						16
195	204	197	489	532						17
307	755	1,297	1,780	1,353						18
4,920	2,118	1,585	1,139	1,529						19
25,066	24,471	55,486	37,879	30,497						20
34,283	16,791	10,165	11,949	13,578						21
				191						22
27,686	31,145	20,838	29,036	39,512						23
21,788	57,987	132,178	47,897	52,833						24
1,637,883	1,823,944	1,898,760	2,654,991	3,155,779	1,867,223	1,693,581	1,749,565	1,820,800	2,299,292	
8,433	11,891	19,567	19,766	20,345						25
19,946	19,616	16,325	27,762	43,839						26
43,867	77,338	63,728	107,442	96,499						27
448,592	526,790	448,942	947,420	1,328,342						28
17,124	19,361	20,212	29,223	40,391						29
988	3,687	3,705	2,459	3,717						30
105,059	61,859	50,223	44,691	112,709						31
111,702	296,807	165,322	198,902	243,172	114,405	170,569	106,579	116,513	186,215	32

3-4 EDWARD VII., A. 1904

No. 11.—ITEMIZED STATEMENT showing the Values of Imports

ARTICLES.	ENTERED FOR HOME CONSUMPTION.						
	1902.			1903.			
	Quantity.	Value.	Duty.	Quantity.	Value.	Duty.	
		§	§ cts.		§	§ cts.	
Metals and minerals and manufactures of, N.E.S.— <i>Con.</i>							
Iron and manufactures of, steel and manufactures of, or both combined— <i>Con.</i>							
1	Chains, coil chains, chain links and chain shackles, of iron or steel $\frac{1}{8}$ of an inch in diam. and over Cwt.	37,487	138,349	6,244 91	49,006	177,181	7,632 18
2	Chain, malleable, sprocket or link belting for binders		14,462	2,892 40		25,081	5,016 20
3	Chains, N.E.S.		62,221	17,261 00		103,101	29,202 40
4	Cream separators and steel bowls for		487,834			587,308	
5	Cream separators, articles for the construction or manufacture of, when imported by manufacturers of cream separators to be used in their own factories for the manufacture of cream separators, O.C.		20,379			78,219	
6	Cut tacks, brads, sprigs, or shoe nails, double pointed, and other tacks of iron and steel, N.O.P. Lbs.	154,070	11,188	3,903 44	100,233	7,496	2,623 13
7	Engines, locomotive, for railways, N.E.S. No.	80	611,925	214,173 75	99	1,220,328	427,114 80
8	Engines, fire, "	4	2,376	831 60			
9	" gasoline, "				446	137,014	34,241 42
10	" other, and boilers, N.E.S. "	849	382,022	92,609 91	945	470,780	109,199 96
11	Fire extinguishing machines "	25,968	19,327	6,764 45		20,584	7,204 40
12	Ferro-manganese, ferro-silicon, spiegeleisen Tons.	6,513	150,977	5,495 42	6,350	162,710	6,141 25
13	Fittings of iron or steel for iron or steel pipe Lbs.	3,898,368	232,428	69,650 80	3,348,276	343,970	103,078 70
14	Forgings of iron or steel of whatever shape or size or in whatever stage of manufacture, N.E.S.; and steel shafting, turned, compressed or polished; and hammered iron or steel bars or shapes, N.O.P. "	2,801,773	93 272	27,718 30	3,075,331	119,144	35,167 30
15	Frogs, switches, crossings and intersections for railways Cwt.	7,037	20,221	6,066 30	9,504	34,198	10,259 40
16	Hardware, viz.: builders', cabinet-makers', upholsterers', harness-makers', saddlers' and carriage hardware, including curry combs, and horse boots, N.E.S.		653,361	190,283 90		773,311	225,461 50
17	Hoop, band, scroll or strip of iron or steel, rolled, 8 inches or less in width, No. 18 gauge and thicker, N.E.S. Cwt.	36,296	68,541	11,535 41	48,571	88,959	15 131 51

SESSIONAL PAPER No. 10

Imports and Exports from Canada, &c.—Continued.

IMPORTS.					EXPORTS.					
Value.					Value.					
1899.	1900.	1901.	1902.	1903.	1899.	1900.	1901.	1902.	1903.	
%	%	%	%	%	%	%	%	%	%	
60,127	107,780	95,025	138,700	177,892						1
26,653	24,341	15,070	14,462	25,081						2
24,541	47,574	40,611	62,806	103,829						3
228,721	216,953	260,969	487,834	587,308						
			20,379	78,219						5
11,910	14,784	9,960	11,075	7,462						6
398,118	446,097	497,401	748,129	1,222,521						7
1,733	7,660	2,854	2,376	137,014						8
										9
111,154	292,239	370,403	383,681	473,570						10
31,157	32,198	22,611	19,327	20,576						11
21,964	39,064	38,954	150,977	162,710						12
165,463	235,628	202,130	233,056	344,753						13
59,738	65,074	72,107	93,077	119,144						14
3,065	41,833	17,301	20,221	34,198						15
572,154	592,332	542,281	653,837	773,167	158,834	325,164	124,455	96,988	82,751	16
43,300	45,480	53,278	68,551	89,118						17

3-4 EDWARD VII., A. 1904

No. 11.—ITEMIZED STATEMENT showing the Values of Imports

ENTERED FOR HOME CONSUMPTION.

ARTICLES.	1902.			1903.		
	Quantity.	Value.	Duty.	Quantity.	Value.	Duty.
		\$	\$ cts.		\$	\$ cts.
Metals and minerals and manufactures of, N. E. S.— <i>Con.</i>						
Iron and manufactures of, steel and manufactures of, or both combined— <i>Con.</i>						
1 Hoop, band, scroll or strip of iron or steel, rolled, thinner than No. 18 gauge, N. E. S.	Cwt. 40,782	94,114	4,305 10	47,929	87,232	3,785 82
2 Hoop iron, not exceeding $\frac{3}{8}$ of an inch in width and being No. 25 gauge or thinner, used for the manufacture of tubular rivets	" 110	308				
3 Horse, mule and ox shoes		5,796	1,726 30		5,882	1,745 10
4 Iron or steel ingots, cogged ingots, blooms, slabs, billets, puddled bars, and loops or other forms, N. O. P., less finished than iron or steel bars, but more advanced than pig iron, except castings.	Cwt. 401,306	419,513	34,421 01	394,418	380,034	35,042 61
5 Iron or steel bridges or parts thereof; iron or steel structural work, columns, shapes or sections, drilled, punched or in any further stage of manufacture than as rolled or cast, N. E. S.	" 46,841	108,402	37,844 22	22,239	64,586	22,162 82
6 Iron or steel nuts, washers, rivets and bolts with or without threads, and nut, bolt and hinge planks, and T and strap hinges of all kinds, N. E. S.	Lbs. 2,289,930	92,031	40,911 67	2,289,067	100,913	41,780 90
7 Iron and steel, rolled, round wire rod in the coil not over $\frac{3}{8}$ inch in diameter, imported by wire manufacturers for use in making wire in the coil in their factories.	Cwt. 1,103,641	1,523,792		1,012,479	1,415,447	
8 Iron or steel sheets, corrugated, galvanized.	" 1,683	5,696	1,012 34	9,462	24,699	4,234 59
9 Iron or steel sheets, corrugated, not galvanized.	" 12,104	17,053	5,112 80	2,123	7,803	2,340 90
10 Iron or steel sheets: Canada plate; Russia iron, flat, galvanized, turned plate and rolled sheets of iron or steel, coated with zinc, spelter or other metal, of all widths or thickness, N. O. P.	" 466,464	1,214,045	43,951 27	629,359	1,639,708	59,736 56
11 Iron or steel sheets, rolled, No. 17 gauge and thinner, N. O. P.	" 243,430	619,759	24,268 49	236,418	557,837	22,136 38

SESSIONAL PAPER No. 10

into and Exports from Canada, &c.—Continued.

IMPORTS.					EXPORTS.				
Value.					Value.				
1899.	1900.	1901.	1902.	1903.	1899.	1900.	1901.	1902.	1903.
%	%	%	%	%	%	%	%	%	%
86,288	105,169	77,280	94,069	87,232					
310	52,571	65,301	308						2
12,767	10,459	11,709	5,796	5,882					3
81,283	362,463	206,975	419,543	380,034					4
281,175	327,180	442,481	152,388	65,056					5
78,036	95,959	79,505	92,154	100,957					6
765,777	1,196,593	645,136	1,523,792	1,415,447					7
			5,696	24,699					8
			17,053	7,803					9
953,423	963,153	758,110	1,214,045	1,639,930					10
230,828	377,116	347,577	619,759	557,874					11

3-4 EDWARD VII., A. 1904

No. 11.—ITEMIZED STATEMENT showing the Values of Imports

ARTICLES.		ENTERED FOR HOME CONSUMPTION.						
		1902.			1903.			
		Quantity.	Value.	Duty.	Quantity.	Value.	Duty.	
Metals and minerals and manufactures of, N. E. S.— <i>Con.</i>			\$	\$	cts.	\$	\$	cts.
Iron and manufactures of, steel and manufactures of, or both combined— <i>Con.</i>								
1	Iron or steel scrap, wrought, being waste or refuse, including punchings, cuttings and clippings of iron or steel plates or sheets, having been in actual use: crop ends of tin plate bars, blooms and rails, the same not having been in actual use	Cwt.	720,925	519,398	30,76 07	861,559	668,971	33,142 60
2	Iron or steel plates rolled, not less than 30 in. in width and not less than $\frac{1}{4}$ in. in thickness, N. O. P.	"	390,008	571,291	50,457 29	427,174	573,484	44,811 26
3	Iron or steel plates or sheets rolled, sheared or unsheared, and skelp iron or steel sheared or rolled in grooves, N. E. S.	"	216,030	333,892	68,105 78	210,950	303,311	58,641 98
4	Iron or steel beams, sheets, plates, angles, knees and cable chains for wood or iron, steel or composite ships or vessels.	"	35,735	70,707		119,009	179,234	
5	Iron in pigs, knowledge and cast scrap iron	Tons.	43,026	621,035	97,634 35	98,932	1,433,066	196,846 97
6	Iron charcoal.	"	38	726	95 00	882	16,352	2,205 00
7	Iron, chromic (exports).							
8	Iron ore (exports).							
9	Iron or steel masts for ships or parts thereof.	Cwt.	29	380		8	25	
10	Locks of all kinds.			146,889	43,280 10		195,091	57,892 30
11	Locomotive and car wheel tires of steel in the rough.	Cwt.	36,388	79,045		46,046	109,785	
12	Machines and machinery, &c. (exports).							
13	Charcoal making machinery.						34,070	
14	Mining, smelting and reducing machinery, viz.: Coal cutting machines (except percussion coal cutters) coal heading machines, coal augers and rotary coal drills, &c. (<i>vide</i> item 555, schedule B of Customs tariff, Act 66-61 Vict. chap. 16, 1897).			848,155			985,847	
15	Machinery and structural iron for beet root sugar factories.			655,781			605,041	
16	Grain crushers.	No.	43	1,619	401 75	24	896	218 50
17	Oil crushers and rock crushers, stamp mills, Cornish and belted rolls, rock drills, air compressors, cranes, derricks and percussion coal cutters.			52,527	12,802 92		61,490	15,267 86

SESSIONAL PAPER No. 10

into and Exports from Canada, &c.—Continued.

IMPORTS.					EXPORTS.				
Value.					Value.				
1899.	1900.	1901.	1902.	1903.	1899.	1900.	1901.	1902.	1903.
\$	\$	\$	\$	\$	\$	\$	\$	\$	\$
292,243	635,172	239,470	519,398	668,971					1
221,852	386,556	290,960	571,291	573,887					2
102,547	160,873	122,280	333,872	303,311					3
57,421	123,214	292,958	70,707	179,234					4
465,387	990,810	586,983	786,433	1,291,716	91,721	423,755	271,734	1,350,457	397,793
19,123	38,736	7,121	1,086	16,352	18,897	18,020	16,609	16,944	3,683
					4,968	7,689	153,957	1,303,901	733,230
1,119	12	52	380	25					9
129,998	128,552	127,378	146,912	195,101					10
49,134	81,312	70,116	79,045	109,785					11
					417,696	668,689	659,299	560,449	603,477
				54,070					13
298,010	721,942	1,531,659	843,905	980,145					14
			655,781	605,041					15
961	343	482	1,619	896					16
33,780	35,745	82,513	56,112	62,725					17

3-4 EDWARD VII., A. 1904

No. 11.—ITEMIZED STATEMENT showing the Values of Imports

ENTERED FOR HOME CONSUMPTION.

ARTICLES.	1902.			1903.		
	Quantity.	Value.	Duty.	Quantity.	Value.	Duty.
		£	£ cts.		£	£ cts.
Metals and minerals and manufactures of, N.E.S.— <i>Con.</i>						
Iron and manufactures of, steel and manufactures of, or both combined— <i>Con.</i>						
Machinery, &c.— <i>Con.</i>						
1 Wind mills, No. 483	20,373	5,093	25	629	38,146	9,536 50
2 Portable machines—						
3 Fanning mills, No. 271	4,555	1,138	75	125	1,850	462 50
4 Fodder or feed cutters, No. 16	60	15	00	18	489	122 25
5 Horse powers, No. 62	6,590	1,647	50	60	6,197	1,549 25
6 Portable engines, No. 271	261,188	65,297	00	554	542,315	135,578 75
7 Portable saw and planing mills, No. 7	5,163	1,290	75	15	3,602	900 59
8 Threshers and separators, No. 678	147,634	36,908	50	802	312,971	78,242 75
9 Portable machines, other, No. 889	49,691	12,220	00	992	34,069	8,456 84
10 Parts of above articles, No. 122,647	30,661	75			85,871	21,467 75
11 Lithographic presses and typemaking accessories therefor, No. 4,537	453	70			984	98 40
12 Printing presses, printing, folding, bookbinding, bookbinders, ruling, embossing and paper cutting machines, No. 765	201,093	20,063	06			
13 Parts of above articles, No. 56,521	5,645	41			313,590	31,183 54
14 Sewing machine attachments, No. 41,969					48,265	
15 Sewing machines and parts of, No. 12,819	246,400	73,589	40	15,076	333,986	99,586 60
16 Slot machines, No. 448	8,030	2,007	50	958	14,150	3,537 50
17 Machines, typewriting, No. 2,402	129,949	32,487	25	3,038	174,975	43,743 75
All other machinery composed wholly or in part of iron or steel, N.O.P., No. 3,468,923	841,987	35			4,247,682	1,039,637 97
Total machines and machinery, No. 6,333,405	1,143,713	84			7,846,486	1,489,591 21
18 Malleable iron castings and iron or steel castings, N.E.S. Cw 1,411	5,511	1,377	75	23,292	72,988	18,247 00
19 Manufactured articles of iron or steel or brass which at the time of their importation are of a class or kind not manufactured in Canada, when imported for use in the construction of iron or steel ships or vessels, No. 168,877					174,289	
20 Nails, spikes, composition and sheathing nails, Lbs. 44,313	7,118	805	85	15,571	2,269	242 90
21 Nails and spikes, wrought and pressed, trunk clout, coopers, cigar box, Hungarian, horse-shoe and other nails, N.E.S., No. 170,310	9,516	2,656	30	209,188	11,524	3,197 90
22 Nails and spikes, cut, and railway spikes, No. 1,457,275	32,725	7,274	77	924,461	21,517	4,564 06
23 Nails, wire of all kinds, N.O.P., No. 372,591	12,862	2,235	35	219,642	8,174	1,317 91

SESSIONAL PAPER No. 10

into and Exports from Canada, &c.—Continued.

IMPORTS.					EXPORTS.				
Value.					Value.				
1899.	1900.	1901.	1902.	1903.	1899.	1900.	1901.	1902.	1903.
₹	₹	₹	₹	₹	₹	₹	₹	₹	₹
15,537	16,971	20,360	20,373	38,146					
518	2,197	2,184	4,555	1,850					
35	139	5,355	60	489					
2,655	2,960	1,787	6,137	5,742					
74,703	157,231	57,301	260,336	543,967					
15,779	1,555	1,087	5,163	3,602					
78,264	116,277	41,123	146,271	313,720					
45,936	41,972	35,165	49,694	33,810					
20,318	42,827	25,853	122,950	85,798					
4,816	435	1,500	4,537	984					
206,339	217,082	285,522	200,895	313,590					
47,493	87,339	67,950	56,191						
22,915	28,358	35,708	41,969	48,265					
159,147	214,205	202,793	246,179	331,366	20,065	17,405	19,005	23,920	30,672
7,811	14,202	9,116	8,030	15,050					
91,910	109,667	102,698	130,232	173,113					102,870
2,318,098	3,461,399	3,587,190	3,509,181	4,232,874					
3,445,025	5,272,846	6,100,346	6,370,170	7,825,243	437,761	686,094	678,304	584,369	737,019
16,649	17,930	14,444	5,511	72,988					
19,432	27,314	90,031	167,953	174,289					
2,256	3,512	2,734	7,109	2,166					
8,988	11,265	12,039	9,773	11,620					
16,803	52,354	47,061	32,725	21,517					
10,330	19,900	22,078	12,862	8,178					

3-4 EDWARD VII., A. 1904

No. 11.—ITEMIZED STATEMENT showing the Values of Imports

ENTERED FOR HOME CONSUMPTION.

ARTICLES.		1902.			1903.			
		Quantity.	Value.	Duty.	Quantity.	Value.	Duty.	
Metals and minerals and manufactures of, N.E.S.— <i>Con.</i>			£	£		£	£	
Iron and manufactures of, steel and manufactures of, of or both combined— <i>Con.</i>				cts.			cts.	
1	Plough plates or shaves or mould boards, land slides and other plates for agricultural implements, cut to shape from rolled plates of steel but not moulded, punched, polished or otherwise manufactured.	Cwt.	46,721	178,704	8,935 20	56,322	225,705	11,269 70
2	Pumps, N.E.S.			187,285	46,735 42		227,910	56,963 66
3	Railway bars or rails of iron or steel of any form, punched or not punched, N.E.S. for railways, which term for the purposes of this item shall include all kinds of railways, street railways and tramways even although the same are used for private purposes only, and even although they are not used or intended to be used in connection with the business of common carrying of goods or passengers.	Tons.	8,285	206,908	59,137 90	12,301	235,904	66,503 10
4	Railway fish-plates and tie-plates	"	4,094	122,840	28,469 39	7,047	210,081	51,011 51
5	Rolls of chilled iron or steel.	Cwt.	2,126	7,591	2,277 30	2,450	9,429	2,828 70
6	Rolled iron or steel angles, tees, beams, channels, girders and other rolled shapes or sections weighing less than 35 lbs. per lineal yard, not punched, drilled or further manufactured than rolled, N.O.P.	"	250,540	336,237	76,562 67	289,132	380,963	84,177 15
7	Rolled iron or steel angles, tees, beams, channels, joists, girders, zees, stars or rolled shapes, or trough bridge, building or structural or rolled sections, or shapes, not punched, drilled or further manufactured than rolled, N.E.S., and flat eye bar blanks not punched or drilled	"	560,233	789,644	74,213 09	733,653	947,588	87,219 49
8	Safes, and doors for, and vaults			21,330	6,357 09		58,716	17,601 00
9	Scales, balances and weighing beams and strength-testing machines.			102,692	30,697 10		118,997	35,471 10
10	Malleable iron or steel castings, in the rough, for the manufacture of scissors and hand shears when imported by manufacturers of scissors and hand shears to be used in making such articles in their own factories.	Cwt.		2,394		512	7,138	

SESSIONAL PAPER No. 10

into and Exports from Canada, &c.—Continued.

IMPORTS.					EXPORTS.					
Value.					Value.					
1899.	1900.	1901.	1902.	1903.	1899.	1900.	1901.	1902.	1903.	
₹	₹	₹	₹	₹	₹	₹	₹	₹	₹	
133,764	126,233	116,569	178,704	225,795						1
113,982	170,921	180,164	187,726	228,404						2
86,614	138,494	142,599	206,908	233,904						3
131,141	226,380	165,960	122,840	210,085						4
7,247	6,703	10,178	7,591	9,429						5
113,996	183,214	199,192	357,037	380,993						6
251,205	877,404	460,548	789,905	948,084						7
19,236	14,369	13,563	21,315	58,716						8
76,350	88,943	95,707	103,592	118,317						9
			2,394	7,138						10

3-4 EDWARD VII., A. 1904

No. 11.—ITEMIZED STATEMENT showing the Values of Imports

ARTICLES.	ENTERED FOR HOME CONSUMPTION.					
	1902.			1903.		
	Quantity.	Value.	Duty.	Quantity.	Value.	Duty.
Metals and minerals and manufactures of, N. E. S.— <i>Con.</i>		§	§ cts.		§	§ cts.
Iron and manufactures of, steel and manufactures of, or both combined— <i>Con.</i>						
1 Scrap-iron and scrap-steel, old and fit only to be remanufactured, being part of or recovered from any vessel wrecked in waters subject to the jurisdiction of Canada... Cwt.	2,088	1,511	747	1,431
2 Screws, iron and steel, commonly called "wood screws," N. E. S. Gross.	14,124	4,905 01	101,871	18,573	6,460 18
3 Skelp iron or steel, sheared or rolled in grooves, imported by manufacturers of wrought iron or steel pipe for use only in the manufacture of wrought iron or steel pipe..... Cwt.	323,915	496,130	24,748 44	357,638	572,299	26,645 39
4 Skates, of all kinds, or parts thereof..... Prs.	50,896	19,105	6,686 75	93,657	35,163	12,307 05
5 Steel rails weighing not less than 45 lbs. per lineal yard, for use only in the tracks of railways which are employed in the common carrying of goods and passengers and are operated by steam motive power only..... Cwt.	2,447,356	2,746,222	3,672,060	4,256,064
6 Steel, valued at 2½ cts. per lb. and upwards, for manufacture of skates..... "	2,058	9,921	1,644	8,750
7 Steel for saws and straw cutters cut to shape but not further manufactured..... "	13,365	111,261	14,939	133,723
8 Steel, crucible sheet, 11 to 16 gauge, 2½ to 18 inches wide, imported by manufacturers of mower and reaper knives for the manufacture of such knives in their own factories..... "	6,886	30,360	11,063	48,178
9 Steel plate, universal mill or rolled edge bridge plates imported by manufacturers of bridges..... "	71,861	101,682	10,128 68	149,379	208,018	20,463 97
10 Steel, under ½ inch in diameter, or under ½ inch square, imported by the manufacturers of cutlery, or of knobs, or of locks, for use exclusively in the manufacture of such articles in their own factories... "	4,020	8,783	2,513	7,314
11 Steel for the manufacture of cutlery when imported by manufacturers of cutlery to be used in their own factories in the manufacture of such articles, O. C. "	757	2,030	1,444	5,252

SESSIONAL PAPER No. 10

into and Exports from Canada, &c.—*Continued.*

IMPORTS.					EXPORTS.					
Value.					Value.					
1899.	1900.	1901.	1902.	1903.	1899.	1900.	1901.	1902.	1903.	
%	%	%	%	%	%	%	%	%	%	
3,949	3,497	2,667	1,511	1,431						1
17,214	19,289	17,319	14,167	18,573						2
223,368	428,871	251,524	496,130	572,299						3
54,385	24,323	14,491	18,133	35,043						4
1,714,228	2,787,866	3,329,919	2,746,222	4,256,064						5
1,383	5,810	10,365	9,921	8,750						6
74,908	259,676	131,262	111,261	133,723						7
36,533	46,665	9,366	30,360	48,178						8
39,434	127,524	87,598	101,682	208,018						9
4,571	5,370	4,781	8,783	7,314						10
			2,030	5,252						11

3-4 EDWARD VII., A. 1904

No. 11.—ITEMIZED STATEMENT showing the Values of Imports

ARTICLES.	ENTERED FOR HOME CONSUMPTION					
	1902.			1903.		
	Quantity.	Value.	Duty.	Quantity.	Value.	Duty.
Metals and minerals and manufactures of, N. E. S.— <i>Con.</i>		£	£ cts.		£	£ cts.
Iron and manufactures of, steel and manufactures of, or both combined.— <i>Con.</i>						
1 Steel, of No. 20 gauge and thinner, but not thinner than No. 30 gauge, to be used in the manufacture of corset steel, clock springs, and shoe shanks..... Cwt.	1,788	6,643		1,449	4,508	
2 Steel wire, flat, of No. 16 gauge or thinner, imported by the manufacturers of crinoline or corset wire, & dress stays, &c. "	5,351	19,138		1,713	11,798	
3 Steel of No. 12 gauge and thinner but not thinner than No. 30 gauge, imported by manufacturers of buckle clasps, bed-fasts, furniture casters and ice creepers..... "	825	2,614		1,154	4,019	
4 Steel, flat, springs, steel billets and steel axle-bars imported by manufacturers of carriage springs and carriage axles for use exclusively in the manufacture of springs and axles for carriages or vehicles other than railway or tramway.... "	73,624	119,309		85,027	152,745	
5 Steel, spiral springs, for spiral springs for railways imported by the manufacturers of railway springs for use exclusively in the manufacture of railway spiral springs..... "	34,047	61,671		52,056	103,127	
6 Steel springs for the manufacture of surgical trusses imported by manufacturers for use in their factories..... "	245	3,923		28	1,628	
7 Steel for the manufacture of bicycle chains imported by manufacturers for use in their factories..... "	267	1,060		71	307	
8 Steel for use in the construction of international bridges, O.C.						
9 Steel in bars, bands, hoops, scroll or strips, sheets, or plates of any size, thickness or width when of greater value than 2½ cts. per lb., N. O. P. Cwt.	135,496	594,766	28,171 69	119,796	601,462	27,933 01
10 Steel, chrome steel..... "	4,217	35,218	5,282 70	3,069	22,563	3,384 45
11 Steel for the manufacture of files, augers, auger bits, hammers, axes, hatchets, scythes, reaping hooks, hoes, hand-rakes, hay or straw knives, wind mills and agricultural or harvesting forks imported, &c. "	66,114	153,114		98,687	217,033	

SESSIONAL PAPER No. 10

into and Exports from Canada, &c.—Continued.

IMPORTS.					EXPORTS.					
Value.					Value.					
1899.	1900.	1901.	1902.	1903.	1899.	1900.	1901.	1902.	1903.	
₹	₹	₹	₹	₹	₹	₹	₹	₹	₹	
7,997	7,177	9,739	6,643	4,508						1
12,385	17,547	13,822	19,138	11,798						2
1,995	4,609	1,433	2,614	4,019						3
60,017	108,644	72,190	119,309	152,745						4
32,438	57,914	30,251	61,671	103,127						5
979	1,561	1,264	3,923	1,628						6
3,450	4,459	1,640	1,060	307						7
53,415	63,292	196,489								8
272,386	858,296	414,963	595,299	601,479						9
16,741	17,374	11,549	35,218	22,563						10
89,330	149,788	138,816	153,114	217,033						11

3-4 EDWARD VII., A. 1904

No. II.—ITEMIZED STATEMENT showing the Values of Imports

ARTICLES.	ENTERED FOR HOME CONSUMPTION.					
	1902.			1903.		
	Quantity.	Value.	Duty.	Quantity.	Value.	Duty.
Metals and minerals and manufactures of, N.E.S.— <i>Con.</i>						
Iron and manufactures of, steel and manufactures of, or both combined.— <i>Con.</i>						
1 Steel of No. 24 and 17 gauge, in sheets 63 inches long, and from 18 inches to 32 inches wide, imported by the manufacturers of tubular bow sockets for use in the manufacture of such articles in their own factories Cwt.	2,258	7,483		1,117	3,441	
Steel, manufactures of :—						
2 Pen knives, jack knives and pocket knives of all kinds		107,109	27,077 60		168,397	42,578 60
3 Table cutlery, all kinds, N.O.P.		214,076	47,323 90		244,276	53,413 80
4 All other cutlery, N.E.S.		206,502	54,780 40		207,379	55,265 60
5 Bayonets, swords, fencing foils and masks		2,716	749 60		1,122	331 60
6 Guns, rifles, including air guns and air rifles (not being toys), muskets, cannons, pistols, revolvers, or other firearms		257,135	75,000 40		346,614	100,948 70
7 Needles, of any material or kind, N.O.P.		58,553	14,541 40		66,887	16,827 20
8 Surgical and dental instruments and surgical needles		123,599			154,825	
9 Knife blades, or blanks, and forks of iron or steel, in the rough, not handled, filed, ground or otherwise manufactured		452	31 88		828	69 50
10 Steel, manufactures of, N.E.S. (exports)						
11 Stoves of all kinds and parts thereof		172,791	43,169 93		270,783	67,645 34
12 Sad or smoothing, hatters' and tailors' irons, plated wholly or in part or not		10,215	2,541 26		10,471	2,606 35
13 Swedish rolled iron and Swedish rolled steel nail rods under half an inch in diameter for the manufacture of horse-shoe nails Cwt.	13,900	27,300	4,095 00	11,723	22,170	3,321 50
14 Tacks, shoe Lbs.	51,815	3,882	1,358 47	25,389	2,511	864 83
Tools and implements :—						
15 Adzes, cleavers, hatchets, wedges, sledges, hammers, crowbars, cant dogs and track tools ; picks, mattocks and eyes or poles for the same		29,041	8,548 60		50,062	14,468 10
16 Axes Doz.	10,379	50,148	12,535 84	7,892	42,261	10,565 25
17 Files and rasps, N.E.S.		93,668	27,122 70		84,188	24,237 00
18 Saws		120,323	35,732 70		170,859	51,040 00
19 Tools, hand or machine, of all kinds, N.O.P.		603,190	177,195 70		793,763	233,394 20

SESSIONAL PAPER No. 10

into and Exports from Canada, &c.—Continued.

IMPORTS.					EXPORTS.					
Value.					Value.					
1899.	1900.	1901.	1902.	1903.	1899.	1900.	1901.	1902.	1903.	
\$	\$	\$	\$	\$	\$	\$	\$	\$	\$	
2,004	4,311	4,764	7,483	3,441						1
119,529	122,325	89,219	107,106	168,397						2
178,511	137,811	196,906	214,959	243,550						3
129,097	158,322	197,374	207,446	207,877						4
1,811	2,780	1,772	2,716	1,122						5
127,288	140,336	177,309	256,969	349,393						6
47,899	52,238	52,742	58,581	66,780						7
86,779	103,740	127,012	123,599	154,825						8
1,720	2,348	882	452	828						9
					119,097	134,042	697,426	729,729	2,399,852	10
126,944	129,864	128,776	173,003	270,854	4,253	3,594	8,908	7,753	9,314	11
9,839	9,608	10,050	10,225	10,601						12
39,383	43,199	38,375	27,306	22,170						13
4,002	4,970	5,533	3,882	2,511						14
25,503	54,396	21,013	28,996	50,062						15
41,556	39,964	29,928	50,135	42,311						16
76,817	101,903	83,568	93,708	84,188						17
77,726	95,715	90,577	120,338	170,926						18
478,934	535,450	525,118	605,471	793,716						19

3-4 EDWARD VII., A. 1904

No. 11.—ITEMIZED STATEMENT showing the Values of Imports

ARTICLES.	ENTERED FOR HOME CONSUMPTION.					
	1902.			1903.		
	Quantity.	Value.	Duty.	Quantity.	Value.	Duty.
Metals and minerals and manufactures of, N.E.S.— <i>Con.</i>		\$	\$ cts.		\$	\$ cts.
Iron and manufactures of, steel and manufactures of, or both combined— <i>Con.</i>						
1 Tools and machinery, all kinds, not manufactured in Canada up to the required standard, necessary for any factory to be established in Canada for the manufacture of rifles for the Government of Canada.....					154,402	
2 Tubing, rolled iron tubes not welded or joined, under 1½-inch in diameter, angle iron 9 and 10 gauge, not over 1½-inch wide, iron tubing lacquered or brass covered, not over 1½-inch diameter, all of which are cut to lengths for the manufacture of bedsteads..... Cwt.	29,023	96,369		41,561	132,725	
3 Tubes for boilers of wrought iron or steel, including flues and corrugated tubes for marine boilers..... Feet.		324,042	15,541 26	3,019,120	361,604	16,750 94
4 Tubes, seamless steel, for bicycles..... "		16,550	1,649 33	147,974	14,313	1,408 17
5 Tubes of rolled steel, seamless not joined or welded, not more than 1½-inch in diameter..... "		8,475	837 10	123,174	8,059	805 90
6 Tubing, wrought iron or steel, plain or galvanized, threaded and coupled or not, 2 inches or less in diameter, N.E.S..... "		107,395	31,002 07	2,070,738	297,782	41,807 95
7 Tubing, wrought iron or steel, plain or galvanized, threaded and coupled or not, over 2 inches in diameter, N.E.S..... "		281,140	38,385 75	2,892,150	129,965	39,074 75
8 Other iron or steel tubes or pipes, N.O.P..... "		24,309	7,157 90	205,246	37,479	11,128 40
9 Ware—Galvanized sheet iron or of galvanized sheet steel, manufactures of, N.O.P.....		23,827	5,779 77		15,932	3,585 90
10 Ware—Agate, granite or enamelled iron or steel hollow ware.....		28,714	9,710 10		62,642	21,515 72
11 Ware—Enamelled iron or steel ware, N.E.S.; iron or steel hollow ware, plain black tinned or coated; and nickel and aluminum kitchen or household hollow ware, N.E.S.....		101,147	30,168 40		141,565	41,457 70
12 Wire bale ties..... Bdls. of 250				2,953	3,512	1,053 60

SESSIONAL PAPER No. 10

into and Exports from Canada, &c.—Continued.

IMPORTS.					EXPORTS.					
Value.					Value.					
1899.	1900.	1901.	1902.	1903.	1899.	1900.	1901.	1902.	1903.	
%	%	%	%	%	%	%	%	%	%	
				154,402						1
39,429	84,555	57,659	96,309	132,725						2
185,564	392,876	231,209	324,042	361,545						3
58,770	46,386	32,843	16,722	14,313						4
11,482	23,871	3,559	8,475	8,059						5
257,011	299,199	83,404	108,088	304,323						6
296,522	266,342	233,341	287,832	130,278						7
25,476	43,688	35,462	24,273	37,391						8
28,059	42,968	44,815	23,735	16,065						9
25,918	25,502	23,109	28,763	63,203						10
78,926	103,670	59,133	101,373	145,656						11
				3,512						12

3-4 EDWARD VII., A. 1904

No. 11.—ITEMIZED STATEMENT showing the Values of Imports

ENTERED FOR HOME CONSUMPTION.

ARTICLES.	ENTERED FOR HOME CONSUMPTION.					
	1902.			1903.		
	Quantity.	Value.	Duty.	Quantity.	Value.	Duty.
Metals and minerals and manufactures of, N.E.S. — <i>Con.</i>		£	£ cts.		£	£ cts.
Iron and manufactures of, steel and manufactures of, or both combined— <i>Con.</i>						
1 Wire fencing, woven buckthorn strip, and wire fencing of iron or steel, N.E.S. Lbs.	385,670	13,825	1,835 45	640,141	19,608	2,796 75
2 Wire, steel strip and flat steel, imported by manufacturers of plain strip fencing for use in their own factories in the manufacture thereof..... Cwt.	7,900	10,554	48	130
3 Wire, barbed fencing of iron or steel..... "	329,391	826,846	305,931	702,809
4 Wire, single or several, covered with cotton, linen, silk or other material, N.E.S. Lbs.	2,269,407	315,706	93,262 30	1,796,435	274,683	80,419 90
5 Wire, iron or steel galvanized, Nos. 9, 12 and 13 gauge.... Cwt.	297,084	548,185	315,440	667,257
6 Wire of all kinds, N.O.P. "	70,510	190,422	36,996 74	95,389	232,054	45,158 09
7 Wire rope, stranded or twisted wire, clothes lines, picture or other twisted wire and wire cables, N.E.S.... "	16,122	130,565	26,749 02	20,559	152,371	30,231 78
8 Wire crucible cast steel.... Lbs.	1,166,422	88,377	2,080,722	102,156
9 Wire cloth, or wove wire and netting of iron or steel.... "	710,944	31,713	7,679 40	973,387	47,926	11,130 70
10 Wire screens, doors and windows..... "	10,660	3,111 60	6,825	1,961 60
11 Wire rigging for ships and vessels..... Cwt.	11,152	32,949	6,645	30,444
12 Wire, steel, Bessemer soft drawn spring, of Nos. 10, 12 and 13 gauge, respectively, and homo steel spring wire of Nos. 11 and 12 gauge, respectively, imported by manufacturers of wire mattresses, to be used in their own factories, .. "	4,015	11,561	4,330	14,252
13 All other manufactures, articles or wares not specially enumerated or provided for, composed wholly or in part of iron or steel, and whether partly or wholly manufactured.....	1,434,062	425,022 50	1,893,777	569,418 50
Total iron and steel and mfrs of.....	33,277,192	1,760,185 49	42,290,969	6,239,267 51
Lead and manufactures of:—						
14 Old, scrap, pig and blocks.... Cwt.	122,279	104,672	12,689 49	98,539	67,821	8,422 30
15 Bars and sheets..... "	18,596	49,261	8,648 68	11,535	35,398	6,493 00
16 Pipe..... Lbs.	195,981	8,018	2,231 25	151,832	6,429	1,896 10
17 Shot and bullets..... "	88,212	3,760	912 12	23,932	1,197	389 79
18 Tea lead..... "	1,282,592	59,947	1,819,191	72,978
19 Nitrate and acetate of, not ground..... "	311,831	13,765	362,400	15,798

SESSIONAL PAPER No. 10

into and Exports from Canada, &c.—Continued.

IMPORTS.					EXPORTS.				
Value.					Value.				
1899.	1900.	1901.	1902.	1903.	1899.	1900.	1901.	1902.	1903.
₹	₹	₹	₹	₹	₹	₹	₹	₹	₹
23,726	82,875	67,543	13,825	19,608					1
22,051	6,342	299	10,554	130					2
316,286	475,667	316,664	826,846	702,809					3
304,585	469,462	355,910	314,766	273,372					4
201,675	329,841	324,882	548,185	667,257					5
154,872	192,745	100,856	190,423	251,618					6
68,766	78,901	120,291	131,951	153,735					7
36,613	51,239	82,063	88,377	102,156					8
18,268	28,914	32,032	31,751	47,956					9
4,897	8,287	11,426	10,660	6,825					10
14,770	22,752	27,333	32,949	30,444					11
7,909	12,817	13,021	11,561	14,252					12
933,129	1,495,435	1,345,924	1,440,621	1,895,749					13
19,848,433	29,649,178	27,107,419	33,681,625	42,156,215	2,817,159	3,462,508	3,717,537	6,027,454	6,849,149
284,795	203,428	96,075	102,351	66,756					14
38,072	57,748	72,115	47,069	33,599					15
8,008	8,824	11,984	8,182	6,581					16
2,141	4,289	2,535	3,760	2,833					17
46,312	43,615	41,776	59,947	72,978					18
12,962	15,445	11,073	13,765	15,798					19

3-4 EDWARD VII., A. 1904

No. 11.—ITEMIZED STATEMENT showing the Values of Imports

ENTERED FOR HOME CONSUMPTION.

ARTICLES.	1902.			1903.		
	Quantity.	Value.	Duty.	Quantity.	Value.	Duty.
Metals and minerals and manufactures of— <i>Con.</i>		\$	\$ cts.		\$	\$ cts.
Lead and manufactures of— <i>Con.</i>						
1 Lead ore (exports).....						
2 Manufactures of, N.O.P.....		48,295	14,174 10		53,547	15,651 00
Total lead and manufactures of.....		287,718	38,655 64		253,168	32,852 19
3 Tin and manufactures of (ex-ports).....						
4 Tin crystals.....			3,872		1,563	
5 Tin plate in sheets, decorated. Lbs.	9,193		581 145 25			
6 Tin, strip waste..... "	22,600		62	145,630	5,096	
7 Tinware, plain, japanned, or lithographed and all manufactures of tin, N.E.S.....		115,115	27,953 65		123,877	30,092 77
8 Tin in blocks, pigs or bars... Cwt.	31,747	598,958		25,490	728,904	
9 Tin plates and sheets.....	544,149	1,528,655		605,024	1,806,643	
10 Tin foil..... Lbs.	399,908	46,715		369,940	46,103	
Total tin and manufactures of.....		2,293,958	28,098 90		2,712,186	30,092 77
11 Zinc, manufactures of, N.O.P.....		6,636	1,607 82		9,666	2,393 08
12 " in blocks, pigs and sheets and plates..... Cwt.	34,871	141,560		26,646	142,827	
13 " spelter in blocks and pigs.....	18,356	89,757		23,159	110,817	
14 " seamless, drawn tubing... Lbs.	80	47		445	88	
Total zinc and manufactures of.....		229,000	1,607 82		263,398	2,393 08
Miscellaneous metals and minerals and manufactures of, N.E.S.:—						
15 Alumina..... Cwt.				373,589	36,599	
16 Aluminum, manufactures of, N.O.P.....		10,722	2,648 18		14,201	3,526 54
17 Aluminum in ingots, blocks or bars, strips, sheets or plates..... Lbs.	303,003	30,496		69,473	13,930	
18 Antimony ore (exports).....						
19 Arsenic (exports).....						
20 Asbestos.....						
21 Asbestos in any other form than crude, and all manufactures of.....		52,464	12,917 38		75,165	18,703 93
22 Rabbit metal.....		39,226	3,782 81		62,032	6,131 74
23 Barytes, ground and unground.....						
24 Bird, parrot, squirrel and rat cages of wire and metal parts thereof.....		4,792	1,677 20		5,007	1,752 45
25 Bismuth metallic in its natural state..... Lbs.	697	814		1,289	1,149	
26 Black lead.....		20,467	4,661 96		22,559	5,194 86
27 Blanketing and lapping and disc or mills for engraving copper rollers, imported by cotton manufacturers, calico printers and wall paper manufacturers.....		13,192			31,253	

SESSIONAL PAPER No. 10

into and Exports from Canada, &c.—Continued.

IMPORTS.					EXPORTS.					
Value.					Value.					
1899.	1900.	1901.	1902.	1903.	1899.	1900.	1901.	1902.	1903.	
₹	₹	₹	₹	₹	₹	₹	₹	₹	₹	
34,947	48,230	51,183	48,485	53,716	895,769	688,691	2,517,084	889,369	384,077	1
427,237	381,579	286,741	283,499	252,261	895,769	688,691	2,517,084	889,369	384,077	2
2,574	2,819	2,410	3,872	1,563	27,823	71,244	59,151	98,247	99,953	3
857	2,146	329	581	4
3,216	5,078	110	62	5,996	5
.....	6
94,335	99,921	119,842	115,300	124,206	7
306,085	580,855	697,664	598,958	728,904	8
927,036	1,683,788	1,466,965	1,528,655	1,806,643	9
38,401	44,173	49,758	46,715	46,103	10
1,372,504	2,418,780	2,337,078	2,294,143	2,712,515	27,823	71,244	59,151	98,247	90,953
9,266	9,627	6,860	6,690	9,792	11
107,477	156,167	103,457	141,560	142,827	12
29,687	29,416	58,283	80,757	110,817	13
5,037	1,870	47	88	14
151,467	197,080	168,600	229,054	263,524
.....	171	36,599	15
5,082	5,617	7,457	10,780	14,656	16
4,149	6,920	8,745	30,496	13,930	17
.....	200	5,074	2,170	20,104	18
.....	26,756	19
.....	453,176	490,909	868,873	1,131,202	955,405	20
31,780	44,748	50,288	53,074	75,530	21
26,837	23,999	24,684	39,226	62,032	22
.....	3,820	700	23
4,563	3,236	3,560	4,792	5,007	24
422	207	828	814	1,149	25
21,108	21,904	25,829	20,612	23,065	26
6,890	11,751	10,758	13,192	31,253	27

3-4 EDWARD VII., A. 1904

No. 11.—ITEMIZED STATEMENT showing the Values of Imports

ENTERED FOR HOME CONSUMPTION.

ARTICLES.	1902.			1903.		
	Quantity.	Value.	Duty.	Quantity.	Value.	Duty.
Metals and minerals and manufactures of— <i>Con.</i>		\$	\$ cts.		\$	\$ cts.
Miscellaneous metals and minerals and manufactures of, N. E. S.— <i>Con.</i>						
1 Britannia metal, manufactures of, not plated		27,243	6,587 51		28,563	6,622 36
2 Britannia metal in pigs, blocks and bars	Cwt. 696	9,879		157	9,159	
3 Bronze, phosphor bronze, phosphor tin, in blocks, bars, sheets and wire		27,082	2,658 94		9,642	935 14
4 Bronze statuettes or ornaments		6,525	2,272 38		5,790	2,011 10
5 Buckles of iron or steel, brass or copper of all kinds, N.O.P. (not being jewellery)		36,650	10,596 30		35,152	10,360 70
6 Cinnabar						
7 Composition metal for the manufacture of jewellery and filled gold watch cases		4,705	470 50		6,360	636 00
8 Cryolite or kryolite	Cwt. 1,484	8,842		1,382	8,872	
9 Frames, clasps and fasteners for purses and chatelaine bags or reticules, not more than seven inches in width, imported by the manufacturers of purses and chatelaine bags or reticules for use in their factories		11,827	2,365 40		20,901	4,176 00
10 Furniture springs		9,420	2,813 00		9,209	2,762 70
11 Garden or lawn sprinklers		974	290 60		8,722	2,616 60
12 Gas, coal or other oil and electric light fixtures or parts thereof of metal, including lava or other tips, burners, collars, galleries, shades and shade-holders		152,630	45,304 10		200,310	59,846 50
13 Gas meters	No. 1,577	12,528	3,458 25	1,717	15,531	4,540 55
14 German, Nevada and nickel silver, manufactures of, not plated		39,433	9,194 40		36,168	8,688 53
15 Silver, German silver and nickel silver, in ingots, blocks, bars, strips, sheets or plates, unmanufactured	Lbs. 35,777	13,938		52,721	17,111	
16 Ingot moulds		27,979			27,365	
17 Jewellers' sweepings		114				
18 Lamp springs		1,583	158 30		1,548	154 80
19 Lamps, side lights and head lights, lanterns and chandeliers		280,016	83,699 80		356,107	106,489 60
20 Manganese ore (exports)						
21 Meer-schaum, crude or raw	Lbs. 2,232	30				
22 Metals, other than iron and steel, N. E. S., manufactures of (exports)						
23 Mica, crude or cut (exports)						
24 " ground (exports)						
25 Mines, produce of, N. E. S. (exports)						
26 Mineral and bituminous substances, N. O. P.		64,572	12,687 34		52,201	9,603 17
27 Mineralogical specimens		1,094			562	

3-4 EDWARD VII., A. 1904

No. 11.—ITEMIZED STATEMENT showing the Values of Imports

ENTERED FOR HOME CONSUMPTION.						
ARTICLES.		1902.			1903.	
	Quantity.	Value.	Duty.	Quantity.	Value.	Duty.
Metals and minerals and mfrs. of— <i>Con.</i>		\$	\$ cts.		\$	\$ cts.
Miscellaneous metals and minerals and mfrs. of— <i>Con.</i>						
1	Nickel. Cwt. 36	1,539		4,502	13,154	
2	Nickel-plated ware, N. E. S.	52,172	15,425 80		58,998	17,438 10
3	Nickel anodes.	13,909	1,390 90		13,023	1,302 30
4	Nickel fine, contained in ore, matte or speiss (exports)					
5	Ores of metals, all kinds, including cobalt ore. Cwt. 8,135,004	727,099		10,611,238	1,070,232	
6	Ores, N. E. S. (exports)					
7	Patterns of brass, iron or other metal.	1,918	541 50		1,644	480 80
8	Powder, platinum and metal composition N. E. S.	2,048	608 30		4,779	1,417 30
9	Pins, N. O. P.	68,361	18,196 10		76,177	19,849 20
10	Platinum, (exports)					
11	Platinum sheets and wire, and retorts, pans, condensers, tubing and pipe made of platinum, imported by manufacturers of sulphuric acid.	19,357			21,251	
12	Plumbago, crude	3,649	364 90		2,870	287 00
13	" manufactures of, N. E. S.	15,021	3,478 47		12,493	2,917 75
14	Pyrites, (exports)					
15	Ribs of brass, iron or steel, runners, rings, cops, notches, ferrules, mounts and sticks or canes in the rough or not further manufactured than cut in lengths suitable for umbrella, parasol or sunshade sticks, when imported by manufacturers of umbrellas, parasols and sunshades for use in their factories.	95,479			141,281	
16	Screws of brass or other metal except iron or steel, N. O. P.	5,904	2,066 40		7,224	2,522 00
17	Silex or crystallized quartz. Cwt. 4,388	3,858		3,514	2,762	
18	Stereotypes, electrotypes and celluloids of newspaper columns in any language other than French and English, and of books, and bases, and matrices, and copper shells for the same, whether composed wholly or in part of metal or celluloid. Sq. in. 798,096	25,160		685,110	17,649	
19	" " for almanacs, calendars, illustrated pamphlets, newspaper, advertisements of engravings, and all other like work for commercial, trade or other purposes, N. E. S.; and matrices or copper shells of the same. " 243,527	8,538	3,625 02	352,168	11,485	5,252 75
20	" " of newspaper columns, and bases for the same, composed wholly or partly of metal or celluloid. " 216,922	1,400	542 33	214,598	1,525	536 53
21	" " matrices or copper shells of the same. " 249	10	3 74	222	25	3 29

SESSIONAL PAPER No. 10

into and Exports from Canada, &c.—Continued.

IMPORTS.					EXPORTS.				
Value.					Value.				
1899.	1900.	1901.	1902.	1903.	1899.	1900.	1901.	1902.	1903.
%	%	%	%	%	%	%	%	%	%
4	44	64	1,539	13,154					
19,438	18,843	34,820	52,421	59,201					
9,445	6,944	11,965	13,909	13,023					
					994,537	1,040,498	958,365	834,513	878,159
153,952	282,191	598,016	727,099	1,070,232					
					47,079	131,351	213,180	123,271	160,045
811	2,059	1,308	2,053	1,644					
218	1,075	882	2,048	4,779					
46,073	45,149	57,914	68,245	76,222					
					120		75	1,911	316
9,671	57,910	20,263	19,357	21,251					
4,979	4,437	2,357	3,649	2,870	12,749	30,054	40,109	25,789	17,504
21,895	17,869	11,135	14,984	12,493	2,155	4,616	7,754	1,561	8,768
					27,377	32,499	54,357	57,623	60,458
66,278	77,391	74,726	95,479	141,281					
8,414	4,699	5,308	5,994	7,224					
2,575	2,876	2,106	3,858	2,762					
15,059	15,340	29,775	25,160	17,649					
9,384	7,870	8,154	8,557	11,465	11,819	16,681	9,872	11,758	4,087
1,370	1,185	1,308	1,406	1,525					
13	36	45	10	25					

3-4 EDWARD VII., A. 1904

No. 11.—ITEMIZED STATEMENT showing the Values of Imports

ARTICLES.		ENTERED FOR HOME CONSUMPTION.					
		1902.		1903.			
		Quantity.	Value.	Duty.	Quantity.	Value.	Duty.
Metals and minerals and mfrs. of Miscellaneous metals and minerals and manufactures of— <i>Con.</i>			§	§ cts.		§	§ cts.
1	Tagging metal, plain, japanned or coated, in coils, not over 1½-in. wide, when imported by manufacturers of shoe and corset laces for use in their factories..... Cwt.	289	1,606		17	233	
2	Type for printing, including chases and quoins and slugs of all kinds.....		65,641	11,466 03		83,469	14,898 03
3	Type metal.....		4,254	369 91		8,088	678 92
4	Wire of brass, zinc, iron or steel, screwed or twisted, or flattened and corrugated, for use in connection with nailing machines, for the manufacture of boots and shoes... Lbs.	96,641	31,340		75,099	28,435	
5	Wire of all kinds, except iron or steel, N.O.P.....	23,898	16,983	3,288 07	57,536	12,390	2,476 81
6	Wire, twisted, &c., except iron or steel, N.E.S.....		120	30 00		384	71 34
7	Yellow metal, in bars, bolts and for sheathing..... Cwt.	5,419	67,246		3,231	40,351	
Total miscellaneous metals, &c.....			2,140,952	269,591 85		2,741,390	324,885 39
Total metals, &c.....			41,199,552	5,096,318 80		51,560,502	6,967,288 42
8	Milk, condensed..... Lbs.	691,041	55,669	22,198 17	422,911	31,167	13,671 41
9	Milk food and other similar preparations.....		38,327	10,566 40		47,839	13,180 10
Total milk, &c.....			93,996	32,764 57		79,006	26,851 51
10	Mineral water, natural, not in bottles..... Galls.	3,081	492		10,556	1,242	
11	Mineral, aerated waters, N.E.S.....		91,379	17,880 34		106,888	20,966 57
Total mineral waters, &c.....			91,871	17,880 34		108,130	20,966 57
12	Mosaic flooring of any material.....		7,183	2,043 31		10,238	2,904 10
Musical instruments, viz:—							
13	Brass band instruments.....		25,152	6,000 89		29,168	6,938 52
14	Organs, cabinet..... No.	233	13,732	4,096 50	400	18,533	5,550 30
15	Parts of organs.....		17,867	4,411 36		17,132	4,237 82
16	Pipe organs..... No.	1	730	146 00	3	2,933	636 60
17	Pianofortes.....	661	105,347	31,593 40	695	126,931	38,056 00
18	Pianos, parts of.....		153,499	38,371 83		140,187	35,046 09
19	Piano and organ parts, viz:— Key pins, damper springs, jack springs, rail springs, regulating screws, spoons, bridle wires, damper wires, back check wires, dowel wires, German centre pins, brass pins, brass brackets, &c., &c.....		39,144			60,237	
20	Other musical instruments, N.E.S.....		117,312	35,133 90		131,698	39,454 40
Total musical instruments.....			472,788	119,753 88		526,819	129,919 73

SESSIONAL PAPER No. 10

into and Exports from Canada, &c.—Continued.

IMPORTS.					EXPORTS.				
Value.					Value.				
1899.	1900.	1901.	1902.	1903.	1899.	1900.	1901.	1902.	1903.
₹	₹	₹	₹	₹	₹	₹	₹	₹	₹
87	14,944	1,459	1,606	233					
70,775	66,568	76,890	67,598	81,831					
5,851	4,026	7,472	1,254	8,088					
24,170	47,867	26,903	31,340	28,435					
4,074	4,456	8,451	16,983	12,390					
387	53	7	120	384					
28,800	32,477	38,268	67,246	40,351					
1,114,954	1,457,799	1,733,179	2,146,966	2,748,322	1,852,042	2,038,130	2,638,131	3,051,393	3,248,611
24,875,769	36,656,885	34,018,892	41,610,579	51,435,769	12,418,755	23,150,859	38,458,085	34,796,920	31,775,907
157,626	254,176	99,434	52,158	23,032					242,539
26,672	43,610	48,355	38,779	49,860					
184,298	297,786	147,789	90,937	72,892					242,539
1,286	1,126	749	492	1,242	3,436	3,186	3,769	3,408	2,905
48,451	68,059	74,271	91,694	106,464					
49,737	69,185	75,020	92,186	107,706	3,436	3,186	3,769	3,408	2,905
3,189	5,142	3,523	6,374	10,228					
20,658	20,251	26,164	25,427	29,789					
15,155	16,275	13,687	13,787	18,502	401,334	440,147	458,506	394,689	349,684
19,164	19,168	18,887	17,867	17,132					
1,460	324	2,111	730	2,933					
85,216	101,454	101,185	106,171	127,084	64,358	69,285	90,695	78,914	73,234
107,682	123,935	144,194	154,249	140,342					
			39,144	60,237					
112,695	115,039	108,903	114,828	131,930	5,271	11,097	6,319	5,250	11,103
362,030	396,446	415,131	472,203	517,949	470,963	517,529	555,590	478,853	434,021

3-4 EDWARD VII., A. 1904

No. 11.—ITEMIZED STATEMENT showing the Values of Imports

ARTICLES.		ENTERED FOR HOME CONSUMPTION.					
		1902.			1903.		
		Quantity.	Value.	Duty.	Quantity.	Value.	Duty.
		\$	\$	cts.	\$	\$	cts.
1	Mustard cake Lbs.	2,274	135	20 35			
2	Mustard, ground "	507,884	77,840	14,093 19	599,060	89,506	16,287 41
3	Mustard, French, liquid Galls.	46,710	8,761	3,061 34		8,993	3,113 60
	Total mustard		86,736	17,174 88		98,499	19,401 01
	Oils:—						
	Mineral oils—						
4	Coal and kerosene, crude (exports)						
5	Coal and kerosene, distilled, purified or refined; naphtha and petroleum, N. E. S. Galls.	10,916,396	878,087	543,819 80	14,479,176	1,241,726	723,945 03
6	Crude petroleum, fuel and gas oils (other than naphtha, benzine or gasolene), when imported by manufacturers (other than oil refiners) for use in their factories for fuel purposes or for the manufacture of gas. "	591,328	40,568	14,783 16	2,143,888	136,092	53,597 39
7	Products of petroleum, N. E. S. "	491,106	52,285	24,555 28	554,668	67,492	27,733 40
8	Carbolic or heavy oil. "	62,339	8,166		30,501	4,508	
9	Illuminating oils composed wholly or in part of the products of petroleum, coal, shale or lignite, costing more than 30 cents per gallon "	7,256	2,541	535 83	4,126	1,725	412 25
	Total mineral oils	12,068,425	981,647	583,694 07	17,212,359	1,451,543	805,688 07
	Fish oil—						
10	Cod, N. E. S. * Galls.	52,751	18,984		80,594	35,337	
11	" "	3,075	1,409	281 89	460	152	30 40
12	Cod-liver "	15,302	8,841	1,762 40	6,115	6,198	1,227 47
13	Seal* "	48,635	17,342		85,496	32,600	
14	" "						
15	Whale and spermaceti, N. E. S. Galls	2,531	1,816	363 20	2,826	1,950	390 00
16	Other, N. E. S. * "	10,468	4,038		12,738	6,080	
17	" "	22,342	7,411	1,482 20	29,970	9,504	1,960 80
	Total fish oil	155,104	59,841	3,889 60	218,199	91,821	3,548 67
	Animals oils—						
18	Lard oil Galls.	36,674	18,877	4,719 25	6,887	4,026	1,005 58
19	Neat's-foot "	11,902	8,786	2,196 50	15,684	11,492	2,873 09
20	Other animal oil, N. E. S. "	1,574	895	179 00	3,818	1,937	374 27
	Vegetable oils—						
21	Castor "	85,227	44,869	6,334 59	149,595	52,481	7,325 18
22	Cocoa-nut and palm in their natural state "	286,915	116,481		310,719	181,491	
23	Cotton seed oil, crude. "	54,094	26,603	4,892 34			
24	" refined. "	1,037,780	347,018	68,918 79	910,549	363,469	72,012 66
25	" refined, for canning fish. "				3,743	1,723	
26	Cotton seed oil, for the manufacture of liquid annatto, O. C., Jan. 15, 1898. "	13,381	6,487		12,926	6,112	

* From Newfoundland.

SESSIONAL PAPER No. 10

into and Exports from Canada, &c.—Continued.

IMPORTS.					EXPORTS.					
Value.					Value.					
1899.	1900.	1901.	1902.	1903.	1899.	1900.	1901.	1902.	1903.	
\$	\$	\$	\$	\$	\$	\$	\$	\$	\$	
1,869	116	52	135	1
73,328	70,880	82,372	82,698	87,722	2
5,891	6,574	6,742	8,822	8,808	3
81,088	77,570	89,166	91,655	96,530	
.....	46	32	1,286	972	1,488	4
675,393	790,948	810,780	930,791	1,278,512	1,856	2,628	1,801	580	980	5
12,452	23,244	27,498	40,568	136,092	6
5,896	7,588	34,418	47,245	67,486	7
968	1,669	1,488	8,166	4,508	8
4,914	5,115	4,115	3,123	1,725	9
699,623	828,564	878,299	1,029,893	1,488,323	1,902	2,660	3,087	1,552	2,468	
23,516	20,558	14,659	18,984	35,337	41,845	50,333	42,370	55,721	35,498	10
252	1,402	1,478	1,321	152						11
7,072	13,866	13,281	8,653	5,628	12
13,299	17,551	22,682	17,342	32,600	759	5,817	4,963	7,136	13
.....	726	14
5,611	4,071	1,625	1,816	1,950	120	15
300	252	632	4,038	6,080	4,121	15	1,371	20,714	11,380	16
235	2,561	3,462	7,411	9,504						17
50,285	60,987	57,819	59,565	91,251	46,959	51,107	49,678	81,398	54,014	
12,937	15,597	13,411	18,891	4,026	880	713	4,492	18
3,895	5,277	7,940	8,786	11,492	36	118	19
1,323	1,695	951	895	1,937	20
50,413	31,694	25,828	45,767	52,743	21
57,720	80,192	138,131	116,481	181,491	22
14,180	16,487	38,305	26,603	366,048	23
83,627	92,288	211,489	348,735	24
.....	1,723	25
.....	772	1,224	6,487	6,112	26

3-4 EDWARD VII., A. 1904

No. 11.—ITEMIZED STATEMENT showing the Values of Imports

ENTERED FOR HOME CONSUMPTION.							
ARTICLES.	1902.			1903.			
	Quantity.	Value.	Duty.	Quantity.	Value.	Duty.	
		\$	\$ cts.		\$	\$ cts.	
<i>Oils—Con.</i>							
<i>Vegetable oils—Con.</i>							
1	Flaxseed or linseed, raw or boiled..... Galls.	692,890	404,966	69,773 77	555,788	299,595	52,532 52
2	Olive oil, N.E.S. "	32,054	38,274	7,153 62	44,370	47,314	8,664 01
3	Olive oil for manufacturing purposes..... "	15,081	5,953		31,241	18,000	
4	Rosin oil..... "		15,806			10,939	
5	Sesame seed oil..... Galls.	465	388	97 00	3,659	942	235 50
6	Vegetable oil, N.E.S. "	46,045	32,526	6,248 08	87,298	35,912	6,979 92
7	Lubricating oils, composed wholly or in part of petroleum, costing less than 25 cents per imperial gallon.... "	1,213,919	153,726	60,694 62	1,617,454	196,336	80,780 85
8	All other lubricating oils, N.E.S. "	222,414	77,109	18,854 83	252,697	94,424	23,303 41
9	Essential oils..... Lbs.		93,641	9,251 74	155,159	104,557	10,279 97
10	All other oils, N.E.S. "	60,857	22,348	4,071 15	73,596	30,310	5,774 46
	Total animal, vegetable and lubricating oils.....		1,394,753	263,385 28		1,461,060	272,141 33
	Total oils.....		2,436,241	852,968 95		3,004,424	1,081,378 07
11	Oil cake and meal, cotton seed cake and meal, palm nut cake and meal..... Cwt.	68,600	35,183		31,443	38,879	
12	Oiled silk and cloth, and tape or other textile, India-rubbered, flocked or coated, N.O.P. Sq. yds.	211,610	72,194	20,334 93		88,850	25,323 10
13	Oil cloth, enamelled, carriage, floor, shelf and table oil cloth, cork matting or carpets and linoleum..... "	1,072,185	377,187	78,403 30	1,238,512	473,807	97,030 30
	Total oil cloth, &c. "	1,283,795	449,381	98,738 23		562,657	122,353 40
<i>Optical and philosophical instruments, &c.:—</i>							
14	Optical, philosophical, photographic and mathematical instruments, N.E.S.		183,584	44,795 38		192,750	47,005 34
15	Philosophical instruments and apparatus such as are not manufactured in Canada, imported for use in universities, colleges, schools and scientific societies and public hospitals.....		57,697			46,886	
16	Spectacles and eye-glasses.....		9,230	2,673 80		9,196	2,757 79
17	Spectacles and eye-glasses, frames, and metal parts thereof.....		43,709	8,741 80		55,674	11,134 80
	Total optical and philosophical instruments, &c.		294,220	56,210 98		304,506	60,897 84
18	Packages.....		697,234	137,931 84		743,509	146,853 50

SESSIONAL PAPER No. 10

into and Exports from Canada, &c.—Continued.

IMPORTS.					EXPORTS.				
Value.					Value.				
1899.	1900.	1901.	1902.	1903.	1899.	1900.	1901.	1902.	1903.
₹	₹	₹	₹	₹	₹	₹	₹	₹	₹
328,487	479,277	441,048	407,101	304,679					
25,671	25,163	30,130	40,648	46,454					
2,858	2,564	4,627	5,953	18,000					
4,739	8,826	9,909	15,806	10,939					
1,348	891	346	388	942					
20,692	15,571	21,854	32,996	38,234					
82,296	124,639	136,226	134,51	196,007					
78,434	96,833	77,433	95,081	111,622					
79,389	80,667	83,719	93,591	104,740					
27,242	36,142	23,576	22,933	31,160	13,902	10,438	20,772	82,835	59,444
875,251	1,114,575	1,266,147	1,421,652	1,488,349	14,782	10,474	21,485	87,445	59,444
1,625,159	2,004,126	2,202,265	2,511,110	3,067,923	63,643	64,241	74,250	170,395	115,926
28,058	30,909	29,836	35,183	38,879	143,861	224,162	183,347	205,793	289,945
64,967	62,408	79,668	72,252	88,547					
233,167	293,549	344,037	377,821	475,386					
298,134	355,957	423,705	459,973	563,933					
157,749	182,045	159,022	184,118	193,144					
34,953	32,543	34,755	57,697	46,886					
9,600	7,866	9,359	9,230	9,196					
44,288	45,772	46,861	43,709	55,674					
246,590	268,226	249,997	294,754	304,900					
570,402	663,896	699,985	710,918	781,731					

3-4 EDWARD VII., A. 1904

No. 11.—ITEMIZED STATEMENT showing the Values of Imports

ARTICLES.	ENTERED FOR HOME CONSUMPTION.					
	1902.			1903.		
	Quantity.	Value.	Duty.	Quantity.	Value.	Duty.
		\$	\$ cts.		\$	\$ cts.
1 Parcels and packages, post office, <i>free</i>			282			
2 Parcels and packages, post office, <i>dutiable</i>		588,765	136,818 73		554,770	129,987 84
3 Parcels and packages, postal prepaid. Duty received by Customs from Post-Office Department.....					3,191	639 45
4 Parcels and packages by express of small value.....		1,108,600	284,571 93		877,301	227,591 10
Total parcels, post office, &c.		1,697,647	421,390 66		1,435,262	358,218 39
5 Paintings, drawings, photographs, chromos, chromotypes, arto-types, oleographs, pictures, engravings or prints, or proofs therefrom, and similar works of art, N.O.P.: blue prints and building plans.....		269,394	51,733 32		304,835	58,899 55
6 Paintings in oil or water colours by artists of well-known merit, or copies of the old masters by such artists.....		536,075			411,199	
7 Paintings in oil or water colours, the productions of Canadian artists.....		1,814			1,939	
Total paintings.....		807,283	51,733 32		717,973	58,899 55
Paints and colours:—						
8 Blanc fixe and satin white... Lbs.	340,864	3,833		276,862	3,142	
9 Brocade, bronze powders and gold liquid paint.....		42,964	10,589 26		61,380	15,249 06
10 Colours, dry, N.E.S..... "	1,224,629	73,430	13,765 03	2,279,108	91,532	17,293 86
11 Colours and paints, pulped or ground in oil or other liquids, and all liquid, prepared or ready-mixed paints, N.E.S., "	2,307,842	144,531	33,595 69	2,587,897	168,721	39,703 80
12 Dry white and red lead, orange mineral and zinc white..... "	15,581,164	603,582	28,273 37	19,208,786	758,371	35,960 82
13 Lampblack and ivory black... "	484,745	22,679		468,681	25,670	
14 Litharge..... Cwt.	13,002	47,021		13,921	47,761	
15 Metallic colours, viz.: oxide of cobalt, copper and tin, N.E.S. Lbs.	42,541	13,401		49,157	20,062	
16 Ochres and ochrey earths, and raw siennas..... "	978,095	8,982	1,733 14	1,278,860	13,278	2,596 81
17 Oxides, fireproof, umbers, and burnt siennas, N.E.S..... "	1,552,648	24,927	5,349 19	1,936,486	28,965	5,882 24
18 Paints, ground or mixed in, or with, either japan, varnish lacquers, liquid dryers, collodion, oil finish or oil varnish..... "	67,443	5,224	1,303 33	47,623	4,303	1,058 17
19 Paints and colours, and rough stuff and fillers, anti-corrosive and anti-fouling paints, commonly used for ships' hulls... "	393,445	18,638	4,183 11	536,465	31,617	7,089 92
20 Paris green, dry..... "	655,085	80,818	6,633 03	444,280	48,259	3,352 30

SESSIONAL PAPER No. 10

into and Exports from Canada, &c.—Continued.

IMPORTS.					EXPORTS.					
Value.					Value.					
1899.	1900.	1901.	1902.	1903.	1899.	1900.	1901.	1902.	1903.	
\$	\$	\$	\$	\$	\$	\$	\$	\$	\$	
13,021	18,139	24,024	282							1
460,672	484,799	546,604	588,765	554,770						2
				3,191						3
699,886	870,968	1,131,945	1,108,600	877,301						4
1,173,579	1,373,906	1,702,573	1,697,647	1,435,262						
168,772	402,556	246,382	270,759	304,190	*	*	*	*	*	5
559,531	433,766	421,287	536,075	411,199						6
13,462	5,751	1,296	1,814	1,939						7
741,765	842,073	668,965	808,648	717,328						
2,050	2,691	8,205	3,833	3,142						8
29,485	27,223	32,680	42,964	61,633						9
64,129	55,631	59,219	73,173	91,083						10
94,145	116,676	131,131	145,408	173,775						11
511,284	638,869	462,353	603,621	759,459						12
21,003	20,001	18,437	22,679	25,670						13
32,518	29,176	51,944	47,021	47,761						14
9,138	8,230	6,179	13,401	20,062						15
10,009	10,238	7,849	8,982	13,278	4,643	7,599	7,732	5,706	10,454	16
20,706	22,316	18,924	24,898	28,965						17
5,269	5,192	3,960	5,224	4,178						18
5,201	3,881	15,749	19,014	32,308						19
21,616	41,713	31,893	80,818	48,259						20

* For export of photographs see under books.

3-4 EDWARD VII., A. 1904

No. 11.—ITEMIZED STATEMENT showing the Values of Imports

ENTERED FOR HOME CONSUMPTION.						
ARTICLES.	1902.			1903.		
	Quantity.	Value.	Duty.	Quantity.	Value.	Duty.
Paints and colours— <i>Con.</i>		\$	\$ cts.	\$	\$ cts.	
1	Paints and colours ground in spirits, and all spirits varnishes and lacquers.....Galls.	708	2,148	785 24	547	1,614 615 44
2	Putty.....Lbs.	153,338	2,615	518 40	196,826	3,035 601 67
3	Ultramarine blue, dry or in pulp....."	398,482	13,612		411,955	21,557
4	Whiting or whitening, gilders, whiting and Paris white....Cwt.	153,982	42,136		139,804	39,867
Total paints and colours.....			1,150,541	196,728 79		1,369,134 129,404 09
Paper and manufactures of (exports):						
5	Album inides, made of paper.....		349			
6	Albuminized and other papers and films chemically prepared for photographer's use.....		165,333	31,179 70		98,553 29,044 60
7	Bags or sacks, printed or not.....		39,296	7,566 44		27,531 6,865 18
8	Cards for playing.....Packs.	394,418	39,699	23,302 50	443,430	43,659 25,674 58
9	Calendered, including writing and note paper, ruled.....		8,571	2,673 68		
10	Cardboard, paste-board, in sheets or cut to size, N.E.S.....		12,431	14,629 63		40,594 13,897 98
11	Envelopes.....M.	30,187	31,416	10,043 33	38,956	35,592 11,524 53
12	Pads not printed, papier mache ware, N.O.P., and manufactures of paper, N.E.S.....		468,468	154,277 24		479,105 158,655 76
13	Hanging or wall paper. Rolls of 8 yds.	2,635,622	192,483	66,085 05	2,490,984	207,233 70,709 24
14	Borders and bordering....."	25,860	2,509	878 15		
15	Leather board and leatheroid and manufactures of.....		19,859	4,961 75		18,287 4,571 75
16	Mill board, not straw board.....		22,342	2,186 51		28,745 2,810 08
17	Paper, felt or straw board, tarred.....		43,456	10,857 67		86,025 21,482 68
18	Paper, not tarred.....		3,393	848 25		
19	Printing paper, costing not more than 2½c. per lb.Lbs.	183,326	3,949	587 70	204,319	4,380 657 00
20	Printing paper, N.E.S....."	6,027,591	301,552	68,215 21	6,581,517	349,028 78,969 16
21	Ruled, border and coated papers, and papeteries and boxed papers.....		53,529	17,165 29		131,112 42,548 02
22	Straw board, in sheets or rolls. Lbs.	424,226	7,779	1,942 00	425,460	7,428 1,817 58
23	Union collar cloth paper, in rolls or sheets, not glossed or finished.....		2,717	497 55		1,921 288 15
24	Union collar cloth paper, in rolls or sheets, glossed or finished.....		154	30 80		175 35 00
25	Window blinds of paper of all kinds.....					2,119 739 08
26	Wrapping paper.....Lbs.	816,901	34,298	8,452 20	794,875	39,934 7,613 78
27	All kinds, N.E.S.....		532,152	122,951 33		517,943 118,478 24
Total paper and manufactures of.....			1,946,126	549,244 89		2,110,364 596,382 39
28	Paraffine wax.....Lbs.	225,885	12,750	3,668 10	592,642	28,674 8,234 00
29	Pearl, mother of, unmanufactured.....		16,177			29,258
30	Pelts, raw.....		10			216
31	Pencils, lead, in wood or otherwise.....		195,766	26,293 47		125,109 31,092 97

SESSIONAL PAPER No. 10

into and Exports from Canada, &c.—Continued.

IMPORTS.					EXPORTS.				
Value.					Value.				
1899.	1900.	1901.	1902.	1903.	1899.	1900.	1901.	1902.	1903.
\$	\$	\$	\$	\$	\$	\$	\$	\$	\$
1,543	1,398	1,534	2,134	1,618					1
4,570	5,862	3,544	2,615	3,035					2
12,500	14,586	12,029	13,612	21,557					3
34,310	34,575	60,878	42,136	39,867					4
879,476	1,038,258	926,508	1,151,533	1,375,650	1,643	7,599	7,732	5,706	10,454
192	708	4	340						5
78,557	109,067	112,409	105,339	98,553					6
8,396	12,979	32,075	30,245	28,147					7
26,338	29,637	34,645	38,711	42,874					8
11,774	11,477	9,385	8,571						9
33,099	37,339	38,132	42,429	40,698					10
26,261	28,623	27,416	31,414	35,632					11
400,219	428,758	446,762	471,325	479,241					12
80,024	91,272	111,757	191,721	217,734	27,586	31,271	41,518	26,769	44,088
5,815	2,698	2,147	2,509						14
9,513	6,323	18,022	19,859	18,287					15
15,636	17,871	26,228	22,342	28,598					16
13,677	14,809	33,177	43,496	86,025					17
1,727	2,630	758	3,393						18
133,983	192,781	353,595	3,949	4,380					19
			299,570	348,825					20
10,128	9,546	17,429	53,529	131,286					21
16,642	16,721	10,324	7,779	7,428					22
2,444	2,889	1,920	2,717	1,921					23
1,066	1,472	659	154	175					24
953	414			2,119					25
18,495	19,795	25,755	34,409	30,871					26
359,517	388,496	494,921	528,994	517,458					27
									849,519
1,258,486	1,426,305	1,797,520	1,942,795	2,120,252	27,586	31,271	41,518	26,769	893,607
4,023	3,529	9,639	12,750	28,674					28
144	24	4	16,177	29,258					29
162		5,568	10	216	34,315	85,162	38,239	36,850	74,523
80,474	98,780	195,165	105,662	125,036					31

3-4 EDWARD VII., A. 1904

No. 11.—ITEMIZED STATEMENT showing the Values of Imports

ENTERED FOR HOME CONSUMPTION.

ARTICLES.	1902.			1903.		
	Quantity.	Value.	Duty.	Quantity.	Value.	Duty.
		\$	\$ cts.		\$	\$ cts.
1 Pens, penholders and rulers of all kinds.....		85,835	19,728 18		112,216	25,986 28
2 Perfumery, pomades, &c., viz.:— Hair oil, tooth and other powder, washes, pomatum, pastes, and all other perfume preparations, N.O.P., used for the hair, mouth or skin.....		56,829	16,241 90		75,619	21,763 60
3 Perfumes and perfumed spirits, bay rum, cologne and lavender water, hair, tooth and skin washes, and other toilet preparations containing spirits of any kind, in bottles or flasks weighing not more than four ounces each.....	Galls.	3,161	42,140 21,070 00	2,455	46,004	23,002 00
4 Perfumes and perfumed spirits, bay rum, cologne and lavender waters, hair, tooth and skin washes, and other toilet preparations containing spirits of any kind, in bottles, flasks or other packages weighing more than four ounces each.....	"	2,289	36,175 19,963 70	2,679	42,289	23,345 20
5 Pomades, French or flower odours, &c., imported in tins of not less than ten pounds each.....	Lbs.	4,286	5,363 804 45	4,154	5,097	764 55
6 " " all other.....	"	28	24 7 20	113	157	47 10
Total perfumes, pomades, &c.....		140,531	58,087 25		169,166	68,922 45
7 Photographic dryplates.....	Sq. ft.	204,926	44,808 12,558 70		44,724	12,378 20
8 Picture and photograph frames of any material.....			75,101 21,934 80		84,073	24,703 30
9 Pickles and sauces— Pickles in bottles, jars or similar vessels.....	Galls.	140,696	136,800 37,036 48	208,056	183,420	48,981 90
10 Pickles, in bulk.....	"	47,757	19,281 6,566 96	103,733	32,296	10,988 19
11 Sauces and catsups, in bottles.....	"	55,161	68,878 19,146 75	60,992	79,099	22,359 88
12 " " bulk.....	"	13,659	5,015 1,620 76	22,170	7,208	2,306 81
13 Soy.....	"	31,825	5,625 1,968 75	34,323	6,154	2,153 90
Total pickles and sauces.....		288,498	235,599 66,339 70	429,274	308,177	86,790 68
14 Plants and trees, viz.: Berry bushes, grape vines, shade and lawn trees (exports).....						
15 Florists' stock, viz.: Palms, bulbs, corns, tubers, rhizomes, arucaria, spiraea and lilies of the valley.....			70,799		82,511	
16 Fruit, shade, lawn and ornamental trees, shrubs and plants, N.E.S.....			33,470 6,619 71		39,046	7,696 12

SESSIONAL PAPER No. 10

into and Exports from Canada, &c.—Continued.

IMPORTS.					EXPORTS.					
Value.					Value.					
1899.	1900.	1901.	1902.	1903.	1899.	1900.	1901.	1902.	1903.	
₹	₹	₹	₹	₹	₹	₹	₹	₹	₹	
60,136	71,203	79,166	85,944	112,097						1
42,280	42,317	55,830	57,028	76,439						2
42,080	47,608	51,098	43,026	47,566						3
24,785	28,665	35,634	37,754	41,662						4
6,029 154	6,210	6,627 23	5,363 24	5,097 157						5 6
115,328	124,800	149,212	143,195	170,921						
32,963	42,012	43,564	44,366	44,558						7
37,225	49,282	62,865	74,947	84,624						8
103,500	129,421	140,034	135,838	187,220						9
15,011	24,571	18,323	19,207	32,676						10
57,754	81,411	72,813	69,191	80,531						11
4,941	6,695	4,961	4,068	6,933						12
3,181	3,006	5,872	5,625	6,154						13
184,387	245,104	242,003	233,929	313,514						
					6,700	7,501	6,613	6,475	7,170	14
44,008	51,836	60,648	70,799	82,511						15
23,529	26,886	27,956	33,470	39,046						16

3-4 EDWARD VII., A. 1904

No. 11.—ITEMIZED STATEMENT showing the Values of Imports

ENTERED FOR HOME CONSUMPTION.							
ARTICLES.	1902.			1903.			
	Quantity.	Value.	Duty.	Quantity.	Value.	Duty.	
		₹	₹ cts.		₹	₹ cts.	
<i>Plants and trees—Con.</i>							
1 Trees, N.E.S.		1,577			1,370		
2 Currant bushes No.	593	19	3 80	3,552	81	16 20	
3 Gooseberry bushes "	22,628	551	92 87	6,662	289	41 88	
4 Grape vines "	44,176	1,220	244 00	15,870	359	71 80	
5 Raspberry bushes "	44,445	593	118 60	40,737	412	82 40	
6 Rose bushes "	10,021	757	135 87	26,495	2,057	394 14	
7 Apple trees "	94,612	8,503	2,838 36	100,754	8,737	3,022 62	
8 Cherry trees "	6,537	1,057	195 11	8,731	1,476	261 93	
9 Peach trees "	19,022	1,357	570 66	25,711	2,101	771 33	
10 Pear trees "	3,999	405	119 97	3,660	391	109 80	
11 Plum trees "	26,204	2,505	785 08	11,210	1,365	336 30	
12 Quince trees "	418	55	12 54	466	65	12 18	
13 Seeding stock for grafting, viz.: plum, pear, peach and other fruit trees		4,851			5,856		
Total plants and trees		127,719	11,737 57		146,116	12,816 70	
Plaster of Paris (<i>See</i> under stones and manufactures of, N.E.S.).							
14 Plates, engraved on wood, steel or on other metal and transfers taken from the same, including engraver's plates, of steel polished, engraved or for engraving thereon		6,865	1,333 82		8,280	1,647 67	
15 Pocket-books, and purses, reticules and musical instrument cases		136,741	39,492 00		173,136	50,786 00	
16 Polish or composition, knife and other, N.O.P.		52,702	12,971 32		61,396	15,096 59	
17 Precious stones, N.E.S., polished but not set, pierced or otherwise manufactured, and imitations thereof		64,551	6,212 00		102,233	8,893 33	
18 Precious stones in the rough		55,691			246,294		
19 Diamonds unset or diamond dust, or bort and black diamonds for borers		728,489			884,054		
20 Diamond drills for prospecting for minerals, not to include motive power. No.		15,130		36	21,858		
Total precious stones, &c.		863,861	6,212 00		1,254,439	8,893 33	
21 Prizes; cups and other prizes won in competition		3,271			2,058		
Provisions not otherwise specified:—							
22 Butter	Lbs.	658,996	162,533	26,326 52	539,711	145,221	21,564 33
23 Cheese	"	269,365	42,986	8,015 51	286,822	50,296	8,597 38
24 Eggs	Doz.	772,572	169,457	23,177 16	539,236	122,590	16,777 08
25 Egg yolk			3,492			3,189	
26 Lard	Lbs.	1,435,989	155,638	28,719 78	865,919	41,720	7,316 67

3-4 EDWARD VII., A. 1904

No. 11.—ITEMIZED STATEMENT showing the Values of Imports

		ENTERED FOR HOME CONSUMPTION.					
ARTICLES.		1902.			1903.		
		Quantity.	Value.	Duty.	Quantity.	Value.	Duty.
			§	§ cts.		§	§ cts.
Provisions— <i>Con.</i>							
1	Lard compound and similar substances, cottolene and animal stearine of all kinds, N.E.S. Lbs.	75,155	7,415	4,487 50	31,764	2,823	635 11
Meats, viz:—							
2	Bacon "						
3	Hams, including shoulders and sides for import. "	5,322,943	635,831	106,455 03	2,902,422	411,068	58,023 97
4	Beef, salted in barrels. "	1,542,282	77,554	30,845 64	1,381,254	76,607	27,625 08
5	Canned meats, canned poultry and game. "	1,278,454	154,536	36,828 86	967,039	116,980	28,775 77
6	Extracts of meats and fluid beef, not medicated and soups. "		55,009	12,677 70		78,778	19,169 44
7	Mutton and lamb, fresh. Lbs.	264,124	12,669	3,292 09	64,035	4,652	1,628 20
8	Pork, barrelled in brine. "	6,946,813	561,414	138,936 26	5,416,131	197,592	108,322 62
9	Poultry and game, N.O.P. "		69,218	13,842 53		69,101	12,016 13
10	Dried or smoked meats, and meats preserved in any other way than salted or pickled, N.E.S. Lbs.	459,950	51,738	9,019 00	448,325	55,667	8,964 22
11	Other meats, fresh. "	481,272	46,512	12,851 37	276,751	31,845	8,302 53
12	Other meats, salted, N.E.S. "	529,616	51,533	10,592 32	147,863	15,039	2,956 78
13	Tongues (exports) "						
Total provisions			2,257,535	463,067 27		1,714,168	330,585 31
14	Pumice and pumice-stone, ground and unground		7,254			6,152	
15	Quills, N.E.S.		493	89 40			
16	Quills in their natural state or unplumed.		2,351			1,414	
17	Rags of cotton, linen, jute and hemp, woollen, paper waste or clippings, or waste of any kind, except mineral. Cwt.	367,373	167,902		241,286	295,120	
18	Regalia and badges		12,414	4,087 23		10,163	3,500 82
19	Rennet, raw and prepared.		68,426			61,451	
20	Resin or rosin, in packages of not less than 100 lbs. Cwt.	132,415	147,613		160,615	194,292	
21	Ribbons, N.E.S. (except silk).		46,238	16,042 50			
22	Ribbons (silk).		753,738	258,349 30		1,093,119	376,927 50
23	Rugs, railway or travelling and lap dusters of all kinds		56,796	13,983 19		69,519	14,461 70
24	Saddle trees and stirrups of wood (Mexican)		15,214			11,010	
25	Sails for boats and ships		3,933	959 76		2,908	718 50
26	Salt, coarse, N.E.S. Lbs.	10,786,285	25,427	5,393 12	8,236,409	21,171	4,118 21
27	Salt, fine, in bulk. "	644,372	1,014	322 20	2,153,317	5,893	1,076 65
28	Salt, N.E.S., in bags, barrels and other packages. "	2,462,192	13,164	1,846 83	4,164,967	14,721	3,123 86

SESSIONAL PAPER No. 10

into and Exports from Canada, &c.—Continued.

IMPORTS.					EXPORTS.					
Value.					Value.					
1899.	1900.	1901.	1902.	1903.	1899.	1900.	1901.	1902.	1903.	
\$	\$	\$	\$	\$	\$	\$	\$	\$	\$	
9,646	19,230	9,103	7,415	2,823						1
558,403	549,996	726,225	656,024	414,444	9,953,952	12,471,848	11,497,480	12,163,505	15,456,286	2
					463,819	286,077	285,784	241,485	455,908	3
85,115	107,550	108,811	123,242	121,249	31,443	228,983	820,337	421,473	218,314	4
177,972	220,573	249,150	146,253	110,023						5
54,455	52,707	50,471	56,320	78,976						6
24,467	36,537	21,147	12,671	4,652	13,031	3,035	5,712	6,135	8,223	7
429,022	305,568	460,277	587,784	515,704	73,257	63,263	59,944	68,896	134,818	8
23,548	30,772	54,277	61,073	65,351	140,142	211,181	143,084	240,114	163,776	9
68,960	70,781	25,106	47,075	54,590	104,718	312,290	423,045	882,191	619,911	10
12,258	38,564	45,770	46,512	32,158						11
32,053	28,298	25,013	50,975	15,030	42,009	71,138	332,580	135,975	92,582	12
					253	13	89,096	1,791	6,764	13
2,725,615	2,895,978	3,085,576	2,550,712	1,855,010	33,586,953	41,031,513	39,886,449	41,463,488	50,569,442	
5,973	5,604	5,516	7,254	6,152						14
390	513	145	493							15
1,288	121	5,871	2,351	1,414						16
298,561	306,843	225,924	167,902	295,120	31,128	49,287	47,597	86,006	86,462	17
4,570	3,383	6,214	12,414	10,168						18
54,978	59,794	68,050	68,426	61,451						19
94,237	111,760	125,363	147,613	194,292						20
10,864	17,162	25,812	46,238	1,093,470						21
843,249	698,789	617,816	752,492							22
41,990	56,969	56,760	56,961	60,756						23
6,154	10,892	9,123	15,214	11,010						24
3,380	1,898	2,149	4,453	2,908	1,274	200	105	25	80	25
11,917	13,169	19,826	24,873	21,171						26
3,003	4,514	5,185	1,014	5,893						27
17,899	12,500	8,408	13,192	14,708	13,936	26,716	30,362	37,765	46,054	28

3-4 EDWARD VII., A. 1904

No. 11.—ITEMIZED STATEMENT showing the Values of Imports

ARTICLES.		ENTERED FOR HOME CONSUMPTION.					
		1902.			1903.		
		Quantity.	Value.	Duty.	Quantity.	Value.	Duty.
			§	§ cts.		§	§ cts.
1	Salt, imported from the United Kingdom or any British possession, or imported for the use of the sea or gulf fisheries. Lbs	238,648,737	385,629	232,708,675	361,185
	Total salt. "	252,541,586	425,234	7,562 15	247,263,368	402,970	8,318 72
2	Sand paper, glass, flint and emery paper and emery cl. th.		64,049	15,882 25		73,086	18,043 81
3	Sausage casings, N. E. S.		59,533	11,089 85		61,557	11,423 56
4	Sausage skins or casings, not cleaned.		71		7
Seeds and bulbous roots, viz.:—							
5	Annato. Lbs.	5,296	214	6,298	254
6	Beans (seed) from Great Britain "	4,335	183	3,113	175
7	Beet and mangolds. "	767,245	57,502	841,892	62,939
8	Carrots. "	44,974	7,971	43,924	6,828
9	Clover (exports).						
10	Grass (exports).						
11	Flax-seed. Lbs.	54,049,308	1,871,333	48,286,126	1,376,537
12	Garden, field and other seeds for agricultural or other purposes, N. O. P., when in bulk or in large parcels.		399,976	39,854 61		427,924	42,687 08
13	Garden, field and other seeds for agricultural or other purposes, N. O. P., when in small papers or parcels.		6,574	1,611 61		9,706	2,386 61
14	Mustard. Lbs.	16,310	785	50,349	2,283
15	Pease (seed) from Great Britain "	238,088	7,700	296,554	9,103
16	Rape seed, sowing "	313,497	11,067	402,000	12,074
17	Turnip seed. "	361,016	31,706	332,165	27,688
18	Other seeds, N. E. S.						
19	Bulbous roots, N. O. P.		707	141 40		1,064	212 80
20	Mushroom spawn.		513		487
Seeds, aromatic, not edible, and crude, viz.:							
21	Anise, anise-star, caraway, coriander, cardamon, cummin fenugreek and fennel. Lbs.	75,725	3,766	72,805	4,544
	Total seeds and bulbous roots.		2,399,097	41,607 62		1,941,606	45,286 49
22	Ships and other vessels built in any foreign country, hull, rigging and all appurtenances except machinery.		82,491	8,249 10		98,964	9,896 40
23	Ships' boilers, steam engines and other machinery.		37,951	9,431 59		149,541	37,068 92
24	Ships and vessels, repairs on.					275	68 75
	Total ships, &c.		120,442	17,680 69		248,780	47,034 07
25	Signs of any material framed or not, and letters of any material for signs or similar use.		26,862	7,700 40		36,164	10,355 70

SESSIONAL PAPER No. 10

into and Exports from Canada, &c.—Continued.

IMPORTS.					EXPORTS.					
Value.					Value.					
1899.	1900.	1901.	1902.	1903.	1899.	1900.	1901.	1902.	1903.	
¢	¢	¢	¢	¢	¢	¢	¢	¢	¢	
267,520	295,253	339,887	385,629	361,185						1
300,339	325,436	373,366	424,708	402,957	13,936	26,716	39,362	37,765	46,054	
41,605	49,605	46,310	64,031	73,086						2
45,720	54,593	54,360	59,533	61,557						3
69	102		71	7						4
1,576	262	130	214	254						5
320	181	232	183	175						6
18,05	27,059	27,210	57,502	62,939						7
6,667	5,561	9,758	7,971	6,828						8
					715,675	311,109	549,117	1,215,808	881,748	9
					32,323	49,519	46,717	88,240	75,559	10
1,119,539	1,366,436	700,480	1,871,333	1,376,537	826,843	1,039,689	257,377	1,013,967	581,667	11
381,868	525,567	575,719	443,244	475,322						12
6,089	4,419	5,621	6,602	9,705						13
1,966	4,522	2,998	785	2,283						14
2,941	3,252	5,048	7,700	9,103						15
4,023	5,434	17,404	11,067	12,074						16
24,266	26,310	13,154	31,706	27,688						17
					10,718	6,643	13,248	19,778	4,857	18
501	501	754	707	1,064						19
264	1,574	388	513	487						20
3,735	3,247	3,276	3,766	4,544						21
1,571,820	1,974,305	1,362,172	2,443,293	1,989,003	1,583,559	1,406,960	866,459	2,337,793	1,543,831	
54,624	155,206	258,561	82,491	98,964	127,181	205,618	66,468	177,333	167,507	22
46,443	45,907	70,713	37,951	151,041						23
2,505	57	99		275						24
103,572	201,170	329,373	120,442	250,280	127,181	205,618	66,468	177,333	167,507	
17,450	19,237	19,278	26,945	36,225						25

3-4 EDWARD VII., A. 1904

No. 11.—ITEMIZED STATEMENT showing the Values of Imports

ARTICLES.		ENTERED FOR HOME CONSUMPTION.						
		1902.			1903.			
		Quantity.	Value.	Duty.	Quantity.	Value.	Duty.	
		\$	\$	cts.	\$	\$	cts.	
	Silk and manufactures of—							
1	Blouses and shirt waists		9,299	3,065 00		12,734	3,922 57	
2	Bolting cloths, not made up		14,479			14,377		
3	Fabrics		2,661,677	763,048 09		2,889,194	826,921 20	
4	Handkerchiefs		105,312	33,355 94		116,964	36,821 79	
5	Clothing		223,735	66,319 15		237,955	69,465 10	
6	Sewing and embroidery silk and silk twist		31,608	6,097 83		36,187	7,242 77	
7	Shawls		2,855	817 90		6,801	1,893 70	
8	Shirts	Doz.	23	565	180 72	83	1,134	335 19
9	Silk for the manufacture of underwear	Lbs.	895	2,430		1,051	3,185	
10	Silk, raw, or as reeled from the cocoon, not being doubled, twisted or advanced in manu- facture in any way	"	106,637	352,134		101,833	367,928	
11	Silk cocoon and silk waste						947	
12	Silk in the ginn or spun not more advanced than singles, tram and thrown, organzine, not coloured	Lbs.	5,680	11,666	1,214 30	8,575	20,215	2,290 30
13	Silk and all manufactures of, N.O.P., or of which silk is the component part of chief value, N.E.S.			95,339	29,850 76		96,793	31,387 36
14	Socks and stockings	Doz. pairs.	380	2,224	652 15	964	4,827	1,363 72
15	Hosiery, N.E.S.			8,060	2,291 60			
16	Undershirts and drawers			307	93 44		883	260 51
17	Velvets, velveteens, plush fa- rics, N.E.S.	Yds.	617,740	277,541	71,890 30	784,406	369,427	96,126 70
	Total silk and manufactures of			3,799,231	978,889 18		4,179,551	1,078,030 91
18	Silver (<i>see</i> gold and silver), under metals							
	Slate and manufactures of—							
19	Mantels			171	51 30			
20	Roofing slate	Squares.	11,319	37,390	8,439 13	11,790	44,573	8,783 25
21	School writing slates	No.	548,571	13,734	3,433 09		18,588	4,645 76
22	Slate pencils			3,481	870 25		5,571	1,392 75
23	Slate and manufactures of, N.E.S.			17,825	5,332 70		15,705	4,709 30
	Total slate & mfrs. of			72,601	18,126 47		84,437	19,531 06
24	Soap (Exports)							
25	Common or laundry	Lbs.	1,044,187	51,597	10,190 60	918,174	47,238	9,120 25
26	Common, soft and liquid	"	149,017	3,643	1,161 52	178,295	4,118	1,282 25
27	Castile, mottled or white	"	976,743	45,282	10,680 58	1,095,722	55,369	11,750 01
28	Harness soap	"	14,869	1,596	359 03	16,850	1,823	431 85
29	Toilet soap	"	467,549	105,562	34,046 93		121,291	39,352 71

3-4 EDWARD VII., A. 1904

No. 11.—ITEMIZED STATEMENT showing the Values of Imports

ARTICLES.	ENTERED FOR HOME CONSUMPTION.					
	1902.			1903.		
	Quantity.	Value.	Duty.	Quantity.	Value.	Duty.
		£	£ cts.		£	£ cts.
Soap— <i>Con.</i>						
1 Pearlline and other soap powders Lbs.	1,354,401	66,918	19,502 10	1,695,798	73,664	22,035 00
2 Soap, N.E.S., including pumice silver and mineral soap, sapolio and other like articles.... "	685,446	43,765	15,123 87	523,332	43,735	15,062 63
Total soap..... "	4,692,212	318,363	91,064 63	347,238	99,034 70
Spices :—						
3 Ginger and spices of all kinds, N.E.S., unground... Lbs.	1,976,688	195,526	19,033 63	1,956,543	179,699	17,589 81
4 " " ground... "	451,557	29,833	6,688 32	412,545	27,648	6,218 01
5 Nutmegs and mace..... "	119,704	26,463	4,957 20	121,959	26,223	4,821 61
Total spices..... "	2,547,949	251,762	30,659 15	2,491,047	233,570	28,629 43
Spirits and wines, viz. :—						
6 Absinthe..... Galls.	2,293	3,411	5,503 20	2,111	3,249	5,066 40
7 Alcohol, amyl or fusel oil, or any substance known as potato spirit or potato oil... "	244	220	585 60	324	292	777 60
8 Arrack or palm spirit... "	168	165	403 20	219	167	525 60
9 Brandy, including artificial brandy and imitations of brandy..... "	248,616	399,413	596,678 48	273,144	455,079	655,545 60
10 Cordials and liqueurs of all kinds, N.E.S.; mescal, pulque, rum schrub, shiedam and other schnapps; tafia, angostura and similar alcoholic bitters or beverages... "	21,565	49,004	51,756 00	25,068	56,806	60,163 20
11 Ethyl, or the substance known as alcohol, hydrated oxide or ethyl or spirits of wine... "	568	255	1,363 20	755	442	1,812 00
12 Gin of all kinds, N.E.S.... "	565,402	280,458	1,356,965 00	663,027	319,990	1,591,264 80
13 Methyl, wood alcohol, wood naphtha, pyroxylic spirits, wood spirits or methylated spirits..... "	68	101	163 20	137	97	331 20
14 Rum..... "	107,259	51,670	257,421 60	119,469	52,254	286,725 60
15 Vermouth containing not more than 36 per cent of proof spirits..... "	10,663	11,896	9,569 65	10,790	11,700	9,711 00
16 Vermouth containing more than 36 per cent of proof spirits..... "	21	26	50 40	78	58	187 20
17 Nitrous ether, sweet spirits of nitre and aromatic spirits of ammonia..... "	1,137	2,297	3,417 90	1,523	2,934	4,535 40
18 Whiskey..... "	436,289	650,263	1,017,092 60	483,868	731,474	1,161,283 20
19 All spirituous or alcoholic liquors, N.O.P..... "	7,118	5,292	17,983 20	8,077	5,829	19,384 80
Total spirits..... "	1,401,381	1,454,471	3,348,053 15	1,588,590	1,640,371	3,797,313 60
20 Wines, ginger, containing 26 p.c. or less of proof spirits... Galls.	1,677	1,303	1,509 30	2,260	1,670	2,034 00
21 " containing more than 26 p.c. of proof spirits. "	24	16	57 60

SESSIONAL PAPER No. 10

in.o and Exports from Canada, &c.—Continued.

IMPORTS.					EXPORTS.					
Value.					Value.					
1899.	1900.	1901.	1902.	1903.	1899.	1900.	1901.	1902.	1903.	
\$	\$	\$	\$	\$	\$	\$	\$	\$	\$	
66,012	56,231	58,438	67,599	74,487						1
23,358	34,439	43,455	44,636	41,612						2
381,198	449,341	366,179	318,390	346,554	19,114	16,323	28,628	19,487	13,966	
138,720	161,401	166,648	196,863	182,469						3
22,523	31,798	31,186	29,134	26,522						4
27,444	30,025	23,548	25,976	27,466						5
188,687	223,224	221,382	251,973	236,457						
2,639	4,551	1,896	3,157	3,846						6
226	284	218	220	287						7
44	298	16	165	202						8
310,650	350,718	393,556	436,251	475,386	1,718	1,299	8,800	8,996	7,777	9
47,425	60,114	57,273	55,166	61,513						10
6,523	14,962	22,646	29,044	33,978						11
223,915	258,573	317,673	270,982	350,175	2,154	3,265	9,620	11,498	19,465	12
10	99	137	101	97						13
40,063	54,246	64,604	51,780	53,135	3,684	1,565	3,568	2,288	1,761	14
10,889	14,033	13,680	12,406	11,173						15
57				45						16
1,319	1,421	1,760	2,329	2,520						17
523,819	618,556	699,739	681,550	803,644	343,786	402,473	440,688	462,217	525,603	18
19,712	11,145	5,444	5,235	5,592	1,131	2,637	24,350	31,053	47,018	19
1,187,291	1,389,000	1,578,642	1,548,386	1,801,593	354,473	411,239	487,026	516,052	601,624	
1,365	1,347	1,847	1,260	1,492						20
357	243	32	12							21

3-4 EDWARD VII., A. 1904

No. 11.—ITEMIZED STATEMENT showing the Values of Imports

ARTICLES.		ENTERED FOR HOME CONSUMPTION.						
		1902.			1903.			
		Quantity.	Value.	Duty.	Quantity.	Value.	Duty.	
Spirits and wines— <i>Concluded.</i>			§	§	cts.	§	§	cts.
1	Wines of all kinds, excepting sparkling wines, including orange, lemon, strawberry, raspberry, elder and currant wines							
2	Containing 26 p. c. or less of spirits	Galls.	270,805	165,709	78,869 58	290,175	180,062	82,522 75
3	Containing over 26 p. c. and not over 27 p. c.	"	15,062	7,189	6,374 04	20,240	9,395	8,485 70
4	" 27 " 28 "	"	13,135	7,243	6,244 77	10,318	6,892	5,266 19
5	" 28 " 29 "	"	13,255	9,220	7,271 06	15,289	8,774	7,830 46
6	" 29 " 30 "	"	22,038	14,297	12,443 24	20,578	12,446	11,347 70
7	" 30 " 31 "	"	30,473	17,867	17,549 30	31,559	19,485	18,469 10
8	" 31 " 32 "	"	31,678	27,207	21,783 75	28,116	25,381	19,704 20
9	" 32 " 33 "	"	19,575	19,346	14,808 26	25,685	22,802	18,655 40
10	" 33 " 34 "	"	16,848	20,593	14,430 43	24,670	28,526	20,646 12
11	" 34 " 35 "	"	15,207	21,307	14,299 73	18,174	24,972	16,942 08
12	" 35 " 36 "	"	10,526	15,883	10,554 22	11,215	16,328	11,066 65
13	" 36 " 37 "	"	4,680	6,913	4,788 27	3,866	6,652	4,237 89
14	" 37 " 38 "	"	800	1,991	1,085 31	772	1,995	1,069 42
15	" 38 " 39 "	"	168	181	161 82	289	236	255 76
16	" 39 " 40 "	"	459	300	397 54	397	154	312 19
	Total wines, non-sparkling.	"	466,410	336,565	212,628 22	503,603	365,770	228,845 61
	Champagne and all other sparkling wines:—							
17	In bottles containing each not more than a quart but more than a pint, old wine measure	Doz.	5,917	78,822	20,976 60	6,591	85,320	22,520 00
18	In bottles containing not more than a pint but more than half a pint, old wine measure	"	18,733	123,132	31,507 95	18,019	118,026	30,466 70
19	In bottles containing one-half pint each or less.	"	912	2,268	754 44	792	1,825	651 24
20	In bottles containing more than one quart each.	"	52	680	149 30	5	189	36 30
	Total sparkling wines.			204,902	53,388 29		205,360	53,674 24
	Total spirits and wines.			1,995,938	3,614,069 66		2,211,501	4,079,833 45
21	Sponges			50,327	9,149 16		52,600	9,526 92
22	Spurs and stilts, used in the manufacture of earthenware.			372			253	
23	Starch, including farina, corn starch, &c.	Lbs.	1,363,134	58,235	18,974 22	1,529,055	64,924	21,651 64
24	Stearic acids	"	31,033	2,681	536 20	78,131	7,497	1,499 40
25	Stockinettes for the manufacture of rubber boots and shoes			46,931	6,653 30		57,653	8,091 50
26	Stone and manufactures of:—							
	Burrstones in blocks, rough or unmanufactured, not bound up or prepared for binding into mill-stones.	No.	1,854	2,559		35	586	
27	Chalk, prepared.			11,357	2,229 43		16,497	3,255 81
28	" china or Cornwall and cliff stone and felspar, ground or unground.			8,751			9,198	

SESSIONAL PAPER No. 10

into and Exports from Canada, &c.—Continued.

IMPORTS.					EXPORTS.					
Value.					Value.					
1899.	1900.	1901.	1902.	1903.	1899.	1900.	1901.	1902.	1903.	
\$	\$	\$	\$	\$	\$	\$	\$	\$	\$	
					5,364	8,192	21,703	44,429	32,045	1
160,420	178,123	180,385	181,613	190,525						2
5,135	13,722	7,111	6,258	7,962						3
7,584	8,432	7,684	5,827	5,994						4
8,951	8,211	8,966	8,952	9,506						5
11,721	15,283	19,960	10,800	13,010						6
16,267	18,013	18,070	19,007	20,663						7
19,662	25,057	24,313	26,081	21,809						8
13,546	15,460	18,053	24,032	22,749						9
13,057	17,855	20,882	23,579	30,715						10
15,311	16,738	20,287	22,101	26,878						11
10,900	14,385	18,184	19,686	15,593						12
4,963	9,085	5,227	8,465	6,037						13
2,197	2,212	1,762	1,865	1,726						14
643	303	28	108	260						15
190	200	553	244	389						16
292,269	344,669	353,344	359,890	375,308	5,364	8,192	21,703	44,429	32,045	
86,465	95,638	90,736	87,271	108,935						17
151,883	149,974	141,357	147,919	113,313						18
1,809	2,172	2,143	2,632	2,432						19
831	2,138	367	178							20
240,988	249,922	234,603	238,000	224,680						
1,720,548	1,983,591	2,166,589	2,146,276	2,401,581	359,837	419,431	508,729	560,481	633,669	
35,925	36,542	40,410	50,588	54,437						21
578	2,678	246	372	253						22
81,583	74,515	59,918	55,900	63,651	940	6,243	24,476	1,377	254	23
75	27	2,831	2,681	7,497						24
58,681	63,738	50,262	46,931	57,653						25
1,759	1,546	5,762	2,559	586						26
10,219	12,212	11,686	11,337	16,329						27
4,325	6,842	5,004	8,751	9,198	*7,262	*624	*1,156	*14,814	*23,163	28

*Felspar only.

3-4 EDWARD VII., A. 1904

No. 11.—ITEMIZED STATEMENT showing the Values of Imports

		ENTERED FOR HOME CONSUMPTION.					
ARTICLES.		1902.			1903.		
		Quantity.	Value.	Duty.	Quantity.	Value.	Duty.
Stone and manufactures of— <i>Concluded.</i>			\$	\$ cts.		\$	\$ cts.
1	Flint, flints and ground flint stones	Cwt.	4,113	3,647	8,875	6,432	
2	Flagstones, dressed	Tons.	232	1,231	246 20		
3	Gannister	Cwt.	19,826	2,249	15,495	2,933	
4	Granite and freestone, dressed and all other building stone, dressed, except marble	Tons.	2,786	29,102	5,688 74	2,793	16,664 3,332 80
5	Granite, sawn only	"	15	247	49 40	43	1,153 230 60
6	" finished and polished ..	"	641	21,410	5,208 09		
7	" manufactures of, N.O.P			27,056	6,694 25		52,763 12,818 08
8	Flagstones, granite and free stone, rough, sandstone and all building stone, except marble, not hammered or chiselled	Tons.	15,459	69,972	10,463 75	15,749	71,202 10,623 55
9	Gravel and sand	"	47,381	58,668		91,518	95,647
10	Grindstones, not mounted, and not less than 36 inches in diameter			34,496	4,909 95		44,998 6,359 30
11	Grindstones, N.E.S.			6,342	1,585 50		8,390 2,095 67
12	Gypsum, crude	Tons.	541	1,697	1,076		2,187
13	Lithographic stones, not engraved			12,272	2,454 20		8,461 1,690 67
14	Manufactures of stone, N.O.P.			15,172	4,450 60		24,713 7,243 00
15	Ornamental granite, marble, &c., unwrought (exports)						
16	Ornamental granite, marble, &c., wrought (exports)						
17	Paving blocks			8,512	1,702 40		
18	Plaster of Paris, or gypsum, ground not calcined	Brls.	189	249	37 35	229	228 34 20
19	Plaster of Paris, calcined or manufactured	Cwt.	4,753	2,641	589 14	6,368	3,599 788 61
20	Tuna, calcareous					118,020	8,888
Total stone and manufactures of ..			317,610	46,309 00		374,539	48,472 29
Sugar, syrup and molasses—							
21	Maple sugar	Lbs.	84,715	9,551	1,910 20	94,515	10,169 2,033 80
22	" syrup	"					
23	Sugar, N.E.S.	"	370,075,447	7,652,808	2,749,428 17	388,370,832	6,914,838 2,647,274 64
24	Syrup, sugar-house (exports) ..						
25	Molasses, syrups, &c.	Galls.	4,530,071	902,479	64,423 84	4,196,000	787,153 62,989 71
		Lbs.	1,355,552	26,037	10,104 09	674,151	15,490 4,963 06
26	Molasses, second process, testing by polariscope less than 35 degrees, imported by manufacturers of blacking and horse food for use in their factories			360		2,990	314
27	Sugar candy, brown or white, and confectionery, including sweetened gums, candied peel and pop-corn	"	1,430,653	164,990	54,248 23	1,739,003	192,098 61,869 60
28	Glucose or grape sugar, glucose syrup or corn syrup	"	5,990,359	103,437	38,177 76	1,364,470	35,924 10,233 53
29	Saccharine or any product containing over ½ percent thereof ..	"	2,134	2,869	573 80	2,078	1,918 371 40
Total sugar, syrup and molasses ..			8,862,531	2,918,866 09		7,957,904	2,788,826 74

SESSIONAL PAPER No. 10

into and Exports from Canada, &c.—Continued.

IMPORTS.					EXPORTS.					
Value.					Value.					
1899.	1900.	1901.	1902.	1903.	1899.	1900.	1901.	1902.	1903.	
£	£	£	£	£	£	£	£	£	£	
2,977	4,342	3,626	3,647	6,432						1
	63	116	1,231							2
737	3,881	1,819	2,249	2,933						3
4,546	1,157	1,039	29,102	16,664	1,064	9,145	14,473	20,408	1,015	4
429	137	796	247	1,153						5
12,371	10,371	20,530	21,410	53,110						6
32,734	28,861	21,151	27,056							7
43,494	63,376	45,039	69,972	71,202	55,547	115,910	119,136	127,293	103,754	8
42,209	41,280	42,891	58,668	95,647	93,492	102,151	108,509	119,421	128,577	9
22,273	28,037	38,973	34,496	44,998	25,618	24,641	42,240	29,138	24,978	10
5,211	6,352	6,203	6,342	8,390						11
692	958	1,125	1,697	2,187	166,222	236,065	185,417	273,335	307,398	12
6,223	6,294	8,084	12,272	8,461						13
14,554	17,164	16,040	15,422	24,708						14
					4,007	1,803	4,967	2,607	4,875	15
					1,536	1,026	1,672	4,786	2,700	16
	446	8,053	8,512							17
338	69	1,097	249	228	7,611	2,622	25,476	10,150	7,947	18
3,120	6,492	3,978	2,641	3,599						19
	93			8,888						20
208,202	239,993	243,012	317,860	374,713	362,359	493,987	503,046	601,952	604,407	
7,410	14,166	11,218	7,380	15,219	66,295	84,726	71,879	91,024	190,603	21
					293	253	2,411	1,289	1,628	22
6,065,129	7,554,012	7,953,340	7,905,044	6,472,935	49,795	3,647	43,234	10,207	10,332	23
					10,047	9,978	20,228	19,771	13,088	24
813,591	1,216,684	1,071,083	921,228	818,510	18,127	21,567	16,845	15,916	14,837	25
11	343	7	360	314						26
112,597	137,734	150,296	163,633	191,578						27
46,006	89,902	157,419	101,744	35,730						28
5,195	1,368	2,023	2,869	1,918						29
7,049,939	9,014,209	9,345,386	9,102,258	7,536,204	114,557	120,171	154,597	129,207	230,488	

3-4 EDWARD VII., A. 1904

No. 11.—ITEMIZED STATEMENT showing the Values of Imports

ARTICLES.		ENTERED FOR HOME CONSUMPTION.						
		1902.			1903.			
		Quantity.	Value.	Duty.	Quantity.	Value.	Duty.	
		\$	\$ cts.	\$	\$ cts.			
1	Table cloths of all kinds		35,071	7,831 80				
2	Tallow	Lbs.	72,629	4,401	709 34	87,254	6,432	1,069 60
3	Tape lines of any material			11,675	2,524 78		16,906	3,654 03
4	Tar and pitch (pine) in packages of not less than 15 galls.	Galls.	332,527	26,654		539,408	40,108	
5	Tar coal and coal pitch.....	"	1,772,921	98,551		1,026,376	61,558	
	Total tar.....	"	2,104,548	125,205		1,565,784	101,666	
6	Tea of India <i>black</i> imported direct or purchased in bond in the United Kingdom.....	Lbs.	3,382,614	506,870		5,349,264	738,755	
7	" " N.E.S.	"	54,488	8,471	847 10	3,031	552	52 96
8	Tea of Ceylon <i>black</i> imported direct or purchased in bond in the United Kingdom.....	"	7,100,139	1,139,082		7,945,459	1,171,304	
9	" " N.E.S.	"	16,226	2,895	289 10	21,872	3,796	379 60
10	Tea of China <i>black</i> imported direct or purchased in bond in the United Kingdom.....	"	1,033,056	149,540		1,205,724	164,983	
11	" " N.E.S.	"	24,165	5,018	501 80	20,918	4,218	421 80
12	Tea of Japan <i>black</i> imported direct or purchased in bond in the United Kingdom.....							
13	" " N.E.S.							
14	Tea of other countries <i>black</i> imported direct or purchased in bond in the United Kingdom.....	Lbs.	260,273	41,957		261,412	38,336	
15	" " N.E.S.	"	1,768	433	43 30	3,692	822	82 20
16	Tea of India <i>green</i> imported direct or purchased in bond in the United Kingdom.....	"	71,446	10,252		696,263	99,189	
17	" " N.E.S.	"	20	10	1 00	4,737	945	94 50
18	Tea of Ceylon <i>green</i> imported direct or purchased in bond in the United Kingdom.....	"	520,480	74,833		2,251,497	326,941	
19	" " N.E.S.	"	20,531	3,838	383 80	4,435	616	61 60
20	Tea of China <i>green</i> imported direct or purchased in bond in the United Kingdom.....	"	467,516	61,564		1,245,107	183,064	
21	" " N.E.S.	"	4,270	1,279	127 90	42,579	6,026	602 60
22	Tea of Japan <i>green</i> imported direct or purchased in bond in the United Kingdom.....	"	6,459,953	914,640		4,379,448	677,365	
23	" " N.E.S.	"	88,243	16,011	1,601 10	506,499	40,640	4,064 00
24	Tea of other countries <i>green</i> imported direct or purchased in bond in the United Kingdom.....	"	9,790	1,680		23,421	6,940	
25	" " N.E.S.	"	15,676	2,024	202 40	4,013	247	24 70
	Total tea.....	"	19,530,654	2,940,397	3,997 50	23,969,371	3,464,739	5,783 96
26	Teasels			1,243			843	
27	Teeth, artificial						86,500	16,830 87

SESSIONAL PAPER No. 10

into and Exports from Canada, &c.—Continued.

IMPORTS.					EXPORTS.					
Value.					Value.					
1899.	1900.	1901.	1902.	1903.	1899.	1900.	1901.	1902.	1903.	
\$	\$	\$	\$	\$	\$	\$	\$	\$	\$	
57,434	43,605	39,975	35,751	35,751						1
1,869	2,361	6,907	4,635	6,432	62,876	70,665	95,186	11,184	20,635	2
9,293	9,344	8,253	11,675	16,927						3
17,511	36,924	17,591	26,654	40,198	24,249	18,646	23,571	17,010	38,326	4
54,447	73,874	88,093	98,551	61,558						5
71,958	110,798	105,684	125,205	101,666	24,249	18,646	23,571	17,010	38,326	
403,876	675,448	515,339	506,870	738,755						6
2,374	661	2,746	8,471	155						7
773,707	1,073,710	907,533	1,139,082	1,171,554						8
11,995	1,488	2,343	2,895	4,629						9
376,640	341,056	453,171	149,540	164,983						10
8,441	1,856	6,684	5,018	9,317						11
165,694	96,960	123,232								12
348	4,862	8,739								13
101,966	9,517	43,296	41,957	38,336						14
17,251	2,094	902	433	822	195,125	266,866	258,137	280,351	390,300	15
5,979	3,435	11,061	10,252	99,189						16
	114		10	1,091						17
4,071	4,106	48,442	74,833	326,941						18
422	179	1,950	3,838	616						19
165,667	157,518	100,150	61,564	183,064						20
43,250	5,203	165	10,224	10,537						21
1,309,395	1,193,429	947,286	914,640	677,447						22
73,040	23,839	2,566	44,305	38,429						23
60,859	9,224	3,669	1,680	6,940						24
3,832	6,324	10,293	1,517	247						25
3,528,807	3,611,014	3,189,567	2,977,129	3,473,052	195,125	266,866	258,137	280,351	390,300	
1,256	828	685	1,243	843						26
				88,088						27

3-4 EDWARD VII., A. 1904

No. 11.—ITEMIZED STATEMENT showing the Values of Imports

ARTICLES.		ENTERED FOR HOME CONSUMPTION.					
		1902.			1903.		
		Quantity.	Value.	Duty.	Quantity.	Value.	Duty.
	§	§	cts.	§	§	cts.	
Tobacco and manufactures of :—							
1	Cigarettes. Lbs.	17,295	36,228	60,942 00	21,829	45,125	76,768 25
2	Cigars. "	85,482	282,853	327,159 25	92,637	296,300	351,986 00
3	Tobacco, cut. "	154,962	103,644	85,229 10	174,431	118,621	95,937 05
4	Snuff. "	9,514	3,680	4,757 00	9,283	3,543	4,641 50
5	All other manufactured of tobacco, N.E.S. "	108,440	38,597	54,220 00	106,521	41,369	53,260 50
6	Tobacco, unmanufactured for excise purposes. "	11,329,674	1,948,358	13,380,504	2,362,537
7	Foreign raw leaf tobacco, samples unstemmed. "	84	44	33 60	240	69	96 00
8	" " stemmed. "
9	Stems and cuttings (exports). "
	Total tobacco and manufactures. "	11,705,451	2,413,404	532,340 95	13,785,445	2,867,564	582,689 30
10	Tobacco pipes of all kinds, pipe mounts, cigar and cigarette holders, and cases for same, smokers' sets and cases therefor and tobacco pouches.		303,411	99,660 05		364,463	120,479 40
11	Trunks, valises, hat-boxes, carpet bags, satchels, tool bags or baskets, portmanteaus, fly-books and parts thereof N.O.P.		60,260	17,350 80		90,608	26,430 50
12	Tre-nails. M	10	358	24	326
13	Tortoise and other shells.		8,957		688
14	Turtles. No.	977	932		759
15	Turpentine spirits of. Galls.	729,035	311,773	15,588 63	783,973	437,058	21,846 99
16	Turpentine, raw and crude. Lbs.	7,938	295	16,241	352
17	Umbrellas, parasols and sunshades of all kinds and materials.		72,026	18,347 49		61,797	15,897 01
18	Unenumerated articles.		177,338	31,782 89		103,297	18,787 15
19	Vaccine and ivory vaccine points.		27,177		15,369
20	Vaccine points, articles for the manufacture, viz. :—						
21	Glass caps, shells, containers and capillary tubes; rubber bulbs, boxes or corks, only when imported by manufacturers of vaccine points (O.C., 13th July, 1901).					45
22	Varnish, lacquers, japans, japan driers, liquid driers, and oil finish, N.E.S. Galls.	82,778	137,540	40,975 80	86,118	143,676	42,804 71
23	Varnish, black and bright for ships' use. "	722	663	1,031	852
	Total varnishes. "	83,500	138,203	40,975 80	87,149	144,528	42,804 71
Vegetables, viz. :—							
24	Melons. No.	189,394	12,247	3,061 75	262,281	16,331	4,082 75
25	Potatoes. Bush.	81,197	87,259	12,179 55	407,487	228,848	61,114 80
26	" sweet and yams. "	17,384	15,297	1,738 40	21,642	19,343	2,164 20

SESSIONAL PAPER No. 10

in'o and Exports from Canada, &c.—Continued.

IMPORTS.					EXPORTS.				
Value.					Value.				
1899.	1900.	1901.	1902.	1903.	1899.	1900.	1901.	1902.	1903.
%	%	%	%	%	%	%	%	%	%
13,973	23,202	25,443	41,195	50,107					
181,956	263,540	313,576	272,348	309,204	12,202	18,015	16,455	7,722	1,584
54,766	73,802	87,407	107,152	131,563				5,273	4,314
1,669	3,395	2,406	3,532	3,677			1,728	27	3
34,724	60,195	41,120	46,118	41,180	44,902	51,636	137,505	59,279	102,828
1,715,451	1,731,366	1,555,851	2,020,099	2,503,517	99,312	52,973	240,319	105,985	189,249
21,115	1,970	146,617	32	1,780					7
4,677	354								8
					20,751	35,836	17,736	20,320	28,755
2,028,331	2,157,824	2,172,420	2,490,476	3,041,028	177,167	158,460	413,743	198,606	326,782
191,890	214,057	292,895	303,683	368,603					10
48,349	52,444	53,670	61,006	92,047					11
7	400	386	358	326					12
13,590	24,626	15,730	8,957	688					13
207	248	681	932	759					14
228,995	359,675	309,339	311,773	437,058					15
564	351	463	295	352					16
131,238	109,890	81,864	72,224	62,041					17
188,662	243,699	227,950	192,583	102,641					18
3,037	7,792	18,040	27,177	15,369					19
				45					20
85,165	86,763	116,625	137,662	142,528					21
285	421	351	663	852					22
85,450	87,184	116,976	138,325	143,380					23
10,233	10,370	9,620	12,247	16,343					24
41,004	69,073	88,652	88,017	228,817	315,527	330,309	366,410	689,860	389,09
12,036	14,352	15,279	15,103	19,385					26

3-4 EDWARD VII., A. 1904

No. 11.—ITEMIZED STATEMENT showing the Values of Imports

ARTICLES.		ENTERED FOR HOME CONSUMPTION.					
		1902.			1903.		
		Quantity.	Value.	Duty.	Quantity.	Value.	Duty.
			\$	\$ cts.		\$	\$ cts.
Vegetables, viz:— <i>Con.</i>							
1	Tomatoes, fresh..... Bush.	19,343	53,906	9,259 20	31,786	69,014	13,258 60
2	Tomatoes and other vegetables, including corn and baked beans in cans or other packages, N.E.S..... Lbs.	966,937	66,405	14,345 61	3,837,755	159,904	57,515 49
3	Turnips (exports).....						
4	All other (exports).....						
5	Vegetables, fresh or dry salted N.O.P.....		182,293	45,489 51		210,983	52,726 29
Total vegetables.....			417,407	86,074 02		704,423	190,862 13
6	Vinegar of any strength not exceeding strength of proof..... Galls.	60,195	17,360	7,410 50	70,306	18,534	8,876 44
7	Vinegar, above strength of proof. " "	11,261	7,395	3,845 24	19,468	10,143	8,026 77
8	Watches.....		46,154	11,508 97		63,609	15,868 32
9	Watch cases.....		107,617	32,280 60		127,066	38,098 10
10	Watch actions and movements.....		577,000	57,695 20		672,063	67,094 32
11	Watch glasses and watch keys.....		11,985	2,939 35		9,887	2,424 08
Total watches and movements.....			742,756	104,424 12		872,625	123,484 82
12	Wax, beeswax..... Lbs.	26,706	7,923	787 00	36,083	11,941	1,194 00
13	Wax, and manufactures of, N. E.S.....		30,269	5,592 74		39,658	7,506 55
14	Webbing, elastic, and non-elastic.....		156,248	28,352 25		164,236	29,810 51
15	Whalebone, unmanufactured..... Cwt.	8	1,265		407	2,721	
16	Whips of all kinds, including thongs and lashes.....		6,271	1,938 93		6,900	2,087 01
17	Square or round reeds and rawhide centres, textile leather or rubber heads, thumbs and tips, and steel, iron or nickel caps for whip ends, imported by whip manufacturers for use in the manufacture of whips in their factories.....		33,509			37,852	
18	Window cornices and cornice poles of all kinds.....		3,226	951 70		7,840	2,193 40
19	Window shades in the piece or cut and hemmed or mounted on rollers..... Sq. yds.	21,876	3,011	822 17	74,349	7,682	2,255 76
20	Window shade or blind rollers.....		21,914	7,628 37		22,994	7,870 10
Wood and manufactures of:—							
Barks:—							
21	Hemlock..... Cords.				194	1,027	
22	Oak and tanners.....						
23	Corkwood or cork bark.....		80,355			104,191	
24	Wood for fuel..... Cords.	13,366	29,961		25,350	67,212	
25	Wood of the persimmon and dogwood trees.....					584	

SESSIONAL PAPER No. 10

into and Exports from Canada, &c.—Continued.

IMPORTS.					EXPORTS.					
Value.					Value.					
1899.	1900.	1901.	1902.	1903.	1899.	1900.	1901.	1902.	1903.	
%	%	%	%	%	%	%	%	%	%	
24,552	26,194	37,519	54,047	69,169						1
65,829	99,893	75,488	73,684	169,306	19,934	18,101	43,566	118,013	34,128	2
					102,457	116,444	96,486	113,707	107,954	3
					30,206	41,662	57,903	83,471	33,512	4
174,678	193,267	218,827	187,299	214,846						5
328,332	413,149	445,385	430,397	717,866	468,124	506,516	564,365	1,005,051	564,689	
12,734	11,360	15,198	19,106	19,513	3,917	3	482	491	115	6
2,800	5,942	18,912	7,323	9,761						7
44,587	51,224	49,397	46,144	63,761						8
82,850	92,008	98,514	107,416	127,066						9
290,378	353,001	468,581	577,013	672,063						10
9,383	3,785	7,508	11,985	9,863						11
427,198	500,018	624,000	742,558	872,753						
8,941	9,839	10,809	7,923	11,941						12
20,047	24,420	26,990	30,455	39,753						13
121,624	139,750	138,700	156,738	164,393						14
500	1,214	2,760	1,265	2,721						15
9,228	11,830	6,361	6,264	6,900						16
19,017	31,766	29,313	33,509	37,852						17
4,604	4,386	1,699	3,226	7,840						18
2,722	967	1,089	3,011	7,682						19
24,761	25,600	14,062	21,914	22,994						20
155		103		1,027	48,890	61,899	62,024	100,361	74,816	21
931	693	949								22
54,524	80,202	80,988	80,355	104,191						23
26,414	28,421	38,915	29,961	67,212	123,711	117,751	90,905	91,507	115,769	24
2,215	1,855	456		584						25

3-4 EDWARD VII., A. 1904

No. 11.—ITEMIZED STATEMENT showing the Values of Imports

ENTERED FOR HOME CONSUMPTION.						
ARTICLES.	1902.			1903.		
	Quantity.	Value.	Duty.	Quantity.	Value.	Duty.
		\$	\$ cts.		\$	\$ cts.
Wood and manufactures of— <i>Con.</i>						
Wood partly manufactured:—						
1 Ban-boo reeds, not further manufactured than cut into suitable lengths for walking sticks or canes, or for sticks for umbrellas, parasols, or sunshades, and bamboos, unmanufactured		5,506			19,311	
2 Felloes of hickory wood, rough sawn to shape only, or rough sawn and bent to shape, not planed, smoothed or otherwise manufactured.		24,809			42,337	
3 Dshovelhandles wholly of wood		23,180			27,189	
4 Handle, heading, stave and shingle bolts		10,926			11,412	
5 Hickory billets.		10,475			5,371	
6 Hickory, sawn to shape for spokes of wheels.		10,467			1,921	
7 Hickory spokes, rough turned, not tenoned, mitred, throated, faced, sized, cut to length, round tenoned or polished.		122,307			131,639	
8 Knees and futtocks (exports).						
Wood, manufactures of—						
9 Barrels, empty (exports).						
10 Barrels containing petroleum or its products, or any mixture of which petroleum forms a part when such contents are chargeable with specific duty	No.	22,206	22,355	4,440 66	28,819	28,877 5,759 81
11 Barrels and packages of Canadian manufacture which have been exported filled with Canadian products, when returned, or exported empty and returned filled with foreign products			8,636		11,547	
12 Fishing rods		7,734	2,176 10		9,766	2,548 90
13 Furniture, house, cabinet or office		487,749	144,900 10		589,982	171,885 00
14 Caskets and coffins and metal parts thereof		10,749	2,687 25		12,907	3,226 75
15 Doors, sashes and blinds, (exports)						
16 Hubs for wheels, posts, last blocks, wagon, oar, gun, heading and all like blocks or sticks, rough, hewn or sawn only		15,937			12,685	8,002 00
17 Lasts of wood.					32,608	
18 Matches and match splints (exports)						
19 Mouldings, plain, gilded or otherwise further manufactured		45,672	11,418 00		58,281	14,566 58
20 Rakes, kay.	No.	8,836	991	247 75	10,286	1,080 270 60

SESSIONAL PAPER No. 10

into and Exports from Canada, &c.—Continued.

IMPORTS.					EXPORTS.					
Value.					Value.					
1899.	1900.	1901.	1902.	1903.	1899.	1900.	1901.	1902.	1903.	
¢	¢	¢	¢	¢	¢	¢	¢	¢	¢	
4,418	3,940	3,401	5,506	19,311						1
33,403	41,604	24,604	21,809	42,337						2
19,085	19,947	18,668	23,180	27,189						3
1,439	688	18,763	10,926	11,412						4
711	495	6,028	10,475	5,371						5
6,355	2,783	5,004	10,467	1,921						6
89,814	116,931	99,471	122,307	131,639						7
					17,559	19,991	11,556	18,540	13,504	8
					27,549	26,521	30,298	29,792	43,776	9
46,275	30,511	33,048	22,919	29,058						10
4,448	6,903	12,767	8,636	11,547						11
12,267	10,951	8,365	7,636	9,766						12
327,719	395,509	444,206	489,306	592,608	356,490	382,623	241,826	285,276	378,093	13
13,183	10,538	10,665	10,749	12,907						14
					378,200	299,359	194,168	303,687	331,976	15
3,210	3,093	14,184	15,937	12,685						16
				32,008						17
					257,981	103,961	89,130	51,704	112,048	18
32,829	32,121	39,163	45,869	58,451	21,542	15,786	12,205	13,411	21,572	19
890	827	1,228	991	1,080						20

No. 11.—ITEMIZED STATEMENT showing the Values of Imports

ARTICLES.		ENTERED FOR HOME CONSUMPTION.					
		1902.			1903.		
		Quantity.	Value.	Duty.	Quantity.	Value.	Duty.
		\$	\$	cts.	\$	\$	cts.
Wood and manufactures of— <i>Con.</i>							
Wood, manufactures of— <i>Con.</i>							
1	*Sawed or split boards, planks, deals and other lumber, when not further manufactured than dressed on one side only or creosoted, vulcanized or treated by any preserving process. M. ft.	51,712	675,910		60,900	892,360	
2	*Sawed boards, planks, deals, planed or dressed on one or both sides, when the edges thereof are jointed or tongued and grooved. "	4,064	47,280	11,820 00	4,031	61,843	15,460 75
3	Shingles. M.	17,374	30,752		16,572	27,931	
4	Show cases and metal parts thereof. No.	509	4,866	1,662 30	733	7,753	2,592 00
5	Spool wood and spools (exports)						
6	Woodenware, pails, tubs and churns, washboards, pounders and rolling pins.		69,789	13,956 14		37,895	7,571 74
7	Manufactures of wood, N.O.P.		568,206	140,349 17		656,641	162,717 37
8	*Lumber and timber, manufactured, N.E.S. M. ft.	550	10,236	2,044 93	3,428	39,810	7,962 00
9	Timber or lumber hewn or sawed, squared or sided or creosoted		472,967			690,951	
10	Ship-timber and ship planking, N.O.P.		385			4,358	
11	Umbrella, parasol and sun-shade sticks or handles, N.E.S.		14,912	2,774 37		16,586	3,301 50
12	Veneers of wood, not over $\frac{3}{8}$ of an inch in thickness.		114,377	8,567 85		132,765	9,957 31
13	Walking sticks and canes of all kinds, N.E.S.		14,806	4,300 20		16,044	4,669 40
14	Wood pulp.		27,447	6,861 75		38,472	9,618 00
Wood unmanufactured—							
15	Other articles, produce of forest.						
16	Logs and round unmanufactured timber.		665,817			389,267	
17	Elm.						
18	Hemlock.						
19	Oak.						
20	Pine.						
21	Spruce.						
22	All other.						
	*Lumber and timber, plank and board, when not otherwise manufactured than rough sawn or split or creosoted, vulcanized or treated by any preserving process:—						
23	Amaranth, boxwood, cocoboral and sandal wood. M. ft.	1	68		12	393	
24	Basswood, butternut and hickory, (exports).						

*For exports see items 12 to 22 pages 150-1.

SESSIONAL PAPER No. 10

into and Exports from Canada, &c.—Continued.

IMPORTS.					EXPORTS.					
Value.					Value.					
1899.	1900.	1901.	1902.	1903.	1899.	1900.	1901.	1902.	1903.	
%	%	%	%	%	%	%	%	%	%	
569,416	574,383	704,868	675,910	892,360						1
58,234	56,506	45,257	47,722	61,843						2
41,191	45,253	33,914	30,752	27,931	976,361	1,131,506	1,146,159	1,525,386	1,610,143	3
7,416	6,162	5,874	4,774	7,763						4
					171,299	66,222	92,683	108,529	123,628	5
27,175	43,738	60,308	69,814	38,022	38,489	39,318	17,258	6,651	7,964	6
370,839	502,994	478,707	568,948	657,138	351,200	432,531	389,857	391,632	384,233	7
14,957	10,431	16,177	10,236	39,810						8
199,132	199,415	210,073	472,967	690,951						9
	724	4,161	385	4,358						10
13,976	13,609	11,607	15,712	16,586						11
58,934	100,377	96,723	114,377	132,765						12
11,311	12,221	15,445	14,806	16,044						13
19,086	23,269	16,053	27,447	38,472	1,274,376	1,816,016	1,938,246	2,046,406	3,150,943	14
					94,985	137,065	33,608	26,451	17,727	15
406,845	432,224	262,863	665,817	389,267						16
					44,687	74,721	193,749	54,245	15,517	17
					3,449	7,738	95,616	32,604	34,264	18
					123	3,430	122,396	2,733	1,230	19
					1,398,454	494,311	285,798	175,684	139,406	20
					49,769	63,078	235,826	63,555	59,781	21
					73,220	117,358	122,226	237,019	184,360	22
136	4,080	629	68	393						23
					31,775	39,703	403,169	80,270	71,995	24

3-4 EDWARD VII., A. 1904

No. 11.—ITEMIZED STATEMENT showing the Values of Imports

ARTICLES.		ENTERED FOR HOME CONSUMPTION.					
		1902.			1903.		
		Quantity.	Value.	Duty.	Quantity.	Value.	Duty.
			\$	\$ cts.		\$	\$ cts.
Wood and manufactures of— <i>Con.</i>							
Wood, unmanufactured— <i>Con.</i>							
Lumber— <i>Con.</i>							
1	Cherry, chestnut, gumwood and hickory and whitewood. M. ft.	5,543	186,872		7,439	305,657	
2	Mahogany..... "	953	113,697		413	55,286	
3	Oak..... "	34,037	941,004		38,055	1,268,053	
4	Pitch pine..... "	15,884	344,567		23,713	559,045	
5	Redwood..... "	941	23,253				
6	Rosewood..... "		163		1	55	
7	Spanish cedar..... "	116	5,547		348	10,745	
8	Sycamore..... "	51	1,984		30	734	
9	Walnut..... "	1,317	49,286		1,182	15,608	
10	White ash..... "	812	29,953		1,069	42,392	
11	African teak, blackheart ebony, lignum vite, red cedar and satinwood..... "	171	6,067		84	8,101	
Lumber, viz. :—							
12	Battens and pine and spruce clapboards..... "	1,063	9,796		759	6,893	
13	Deals, pine..... "						
14	" spruce and other..... "						
15	Deal ends..... "						
16	Lathwood..... "						
17	Laths, palings and pickets..... "		7,807			29,652	
18	Planks and boards..... "						
19	Joists and scantling..... "						
20	Staves, standard..... "						
21	" other and headings... M.	3,613	82,360		4,745	111,317	
22	Lumber, all other, N.E.S..... "						
23	Hop, hoop, telegraph and other poles..... "		*822			*678	
24	Masts and spars..... "						
25	Piles and pile timber..... "						
26	Posts, cedar, tamarack and other..... "						
27	Shingle bolts of pine or cedar..... "						
28	Fence posts and railway ties..... "		245,374			132,679	
29	Stave bolts..... "						
30	Shooks, box..... "						
31	" other..... "						
32	Saw-dust of the woods, specified under Nos. 23 and 24, pages 148-9 and Nos. 1 to 11, pages 150-1..... "		4,995			3,239	
Timber, square, viz. :—							
33	Ash..... "						
34	Birch..... "						
35	Elm..... "						
36	Maple..... "						
37	Oak..... "						
38	Pine, red..... "						
39	" white..... "						
40	All other..... "						
41	Wood, blocks and other, for pulp..... "						
42	Wood, blocks for matches..... "						

* Hop poles only.

SESSIONAL PAPER No. 10

into and Exports from Canada, &c.—Continued.

IMPORTS.					EXPORTS.				
Value.					Value.				
1899.	1900.	1901.	1902.	1903.	1899.	1900.	1901.	1902.	1903.
\$	\$	\$	\$	\$	\$	\$	\$	\$	\$
208,321	272,462	197,379	186,872	305,657					
53,277	47,296	47,660	113,697	55,286					
543,536	887,274	804,180	941,004	1,268,053					
304,209	398,211	444,732	344,567	559,045					
9,450	2,322	21,716	23,253						
880	116	455	163	55					
9,093	4,161	5,744	5,547	10,745					
2,269	519	1,083	1,984	734					
50,404	86,659	57,906	49,286	55,608					
32,591	45,830	23,393	29,953	42,392					
10,298	18,357	13,812	6,067	8,101					
1,014	11,894	7,563	9,796	6,893	39,526	27,811	135,693	116,944	71,963
					4,193,628	3,286,598	2,857,822	3,167,383	3,653,917
					7,848,437	8,287,960	8,174,304	7,451,148	8,315,454
					770,458	564,869	681,884	472,015	551,769
						7,858		5,546	4,077
9,355	4,992	10,064	7,807	29,652	432,323	532,106	605,693	840,714	1,041,129
					6,885,762	9,618,526	9,400,469	12,570,849	14,008,846
					234,968	235,664	389,253	367,965	451,194
					133,868	164,750	38,706	3,111	3,364
47,762	72,876	69,192	82,360	111,317	393,263	385,066	401,377	297,336	281,048
					335,065	533,428	358,755	258,196	482,309
*11,047	*215	*207	*822	*678	55,182	48,872	68,720	103,981	57,910
					4,210	4,130	3,374	8,315	7,588
					104,007	93,346	104,026	208,479	123,180
					22,258	24,893	38,065	32,556	61,905
					786	18,926	17,857	88	43,273
129,779	181,021	240,561	245,374	132,679	84,305	221,906	152,940	182,198	210,948
					12,372	20,673	7,217	11,671	5,337
					160,861	192,159	137,645	97,430	36,269
					64,299	59,198	238,753	272,975	403,903
12,671	1,739	1,747	4,995	3,239					
					34,833	43,778	58,759	43,934	27,649
					204,186	229,554	223,380	107,861	204,690
					221,663	205,131	273,579	248,296	305,090
					6,936	5,832	13,219	3,000	1,759
					557,592	405,608	317,286	356,913	434,141
					61,061	65,601	143,530	30,922	219,991
					1,356,654	1,254,457	916,452	923,795	1,310,557
					38,815	52,084	175,769	56,884	69,356
					842,086	902,772	1,397,019	1,315,038	1,558,560
					31,550	42,567	21,528	32,601	28,095

3-4 EDWARD VII., A. 1904

No. 11.—ITEMIZED STATEMENT showing the Values of Imports

ARTICLES.	ENTERED FOR HOME CONSUMPTION.								
	1902.			1903.					
	Quantity.	Value.	Duty.	Quantity.	Value.	Duty.			
	£	£	cts.	£	£	cts.			
Wood and manufactures of— <i>Con.</i>									
Miscellaneous wood and manufactures, N.E.S., viz:—									
1 Cane, reed, or rattan, split or otherwise manufactured, N.O.P.		38,591	5,763	80	54,819	8,220	00		
2 Corks and cork wood or cork bark, manufactured, N.O.P.		131,455	26,228	85	126,880	25,298	21		
3 Ivory nuts, vegetable.		14,495			14,159				
4 Cane and rattan, not manufactured.		17,570			18,020				
Willow or osiers—									
5 Osiers or willows, unmanufactured.		139			62				
6 Wares and all manufactures of like material, N.O.P.									
Total wood and manufactures of		5,891,364	390,199	22	6,986,470	463,627	32		
7 Wool and manufactures of (exports).....									
8 Blankets Lbs. 91,186		32,217	8,006	76	123,928	44,715	11,085	13	
9 Cassimeres, cloths and doeskins. Yds. 3,808,352		1,928,545	468,882	75	4,286,328	2,377,842	572,960	85	
10 Coatings and overcoatings.		1,132,619	648,284	153,442	48	1,600,030	942,686	222,937	49
11 Tweeds " 1,841,393		1,017,776	245,919	57	2,573,412	1,395,177	334,135	58	
12 Felt cloth, N.E.S.		37,411	31,686	10,347	71	52,897	30,258	9,140	07
13 Flannels " 823,275		153,355	46,757	55	758,818	140,042	43,353	13	
14 Flannel shirtings imported for the special purpose of being manufactured into and exclusively used in the manufacture of shirts, collars, cuffs, shirt waists and blouses, and to be cut into shape for such or any of such purposes in bond.									
15 Knitted goods, including knitted underwear, N.E.S.		82,267	23,233	23	105,708	29,804	62		
16 Shawls.		87,391	20,561	80	111,850	27,038	60		
17 Bed comforters and counterpanes. No. 1,291		1,701	507	18	4,177	8,030	2,123	98	
18 Blouses and shirt waists.					135	47	25		
19 Socks and stockings of wool, worsted, the hair of the alpaca goat, &c., &c. Doz. prs. 358,974		574,315	142,785	42	518,378	882,573	219,425	57	
20 Hosiery, N.E.S.		132,337	33,252	57					
21 Yarn, mohair. Lbs. 118		99			2,284	1,684			
22 Yarn, spun from the hair of the alpaca or angora goat, when imported by manufacturers of braids for use exclusively in their factories in the manufacture of such braids only.		16,971	4,621		9,827	2,758			
23 Yarn costing 30c. per lb. and over, imported on the cop. tube, or in the hank by manufacturers of woollen goods for use in their products.		657,815	286,841	42,937	60	945,687	434,930	64,677	35
24 Yarn, N.E.S.		442,983	165,221	37,641	50	991,559	281,775	63,036	32

SESSIONAL PAPER No. 10

into and Exports from Canada, &c.—Continued.

IMPORTS.					EXPORTS.					
Value.					Value.					
1899.	1900.	1901.	1902.	1903.	1899.	1900.	1901.	1902.	1903.	
£	£	£	£	£	£	£	£	£	£	
28,690	37,303	39,392	38,591	54,819						1
106,743	79,291	112,039	135,534	127,213						2
18,542	25,822	16,458	14,495	14,159	9,561	11,160	89	16		3
11,087	2,893	4,700	17,570	18,020						4
181	51	254	139	62						5
1,660	8,596	6								6
4,081,792	5,003,298	4,943,878	5,899,440	6,990,414	30,880,630	32,998,171	33,161,357	35,234,203	40,868,016	
					37,255	61,790	76,556	81,489	64,222	7
39,362	49,720	32,457	28,706	44,021						8
1,559,978	1,384,631	1,883,957	1,939,672	2,381,665						9
558,821	592,331	485,324	642,042	944,809						10
513,513	843,625	748,765	1,028,400	1,397,482						11
40,215	27,222	50,315	31,661	30,232						12
64,810	79,019	120,126	153,398	139,385						13
	5,315									14
210,763	125,329	93,200	82,465	105,644						15
77,448	73,174	93,656	87,444	111,461						16
1,324	4,408	1,568	1,756	7,404						17
113	10,651	8,528		135						18
{ 648,157	635,239	526,548	572,183	87,742						19
{ 20,662	31,449	67,921	132,270							20
{ 2,766	2,545	755	99		1,684					21
220	364	3,470	4,621	2,758						22
169,810	257,654	240,424	283,538	435,484						23
119,314	121,289	138,838	166,074	286,142						24

3-4 EDWARD VII., A. 1904

No. 11.—ITEMIZED STATEMENT showing the Values of Imports

ARTICLES.		ENTERED FOR HOME CONSUMPTION.					
		1902.			1903.		
		Quantity.	Value.	Duty.	Quantity.	Value.	Duty.
		\$	\$	cts.	\$	\$	cts.
1	Wool and manufactures of— <i>Con.</i> Yarn, wool or worsted, the same being genapped, dyed and finished, imported by manufacturers of braids, cords, tassels and fringes.... Lbs.	222,351	21,576	33,530	14,562
2	Yarn, Botany yarn, in numbers 30 and finer, on mule cops, dry spun on what is known as the French or Belgian system, not doubled or twisted, in white only, when imported by manufacturers of cashmere socks or stockings, to be used exclusively for the manufacture of such articles in their own factories	" 145,266	55,154	129,776	70,523
3	Wool, class one, viz. :— Leicester, coltswool, Lincolnshire, South Down combing wools, or wools known as lustre wools, and other like combing wools such as are grown in Canada.
4	Wool, not further prepared than washed, N.E.S. Lbs.	10,360,738	1,374,054	7,994,702	1,239,998
5	Noils, being the short wool which falls from the combs in worsted factories and worsted tops, N.E.S.	204,995	187,835
6	All fabrics and manufactures, composed wholly or in part of wool, worsted, &c., N.E.S.	3,374,062	950,075 12	3,711,910	1,055,971 59
7	Clothing, ready-made and wearing-apparel, composed wholly or in part of wool, worsted, &c., N.E.S.	976,453	294,422 60	1,223,370	368,771 74
8	Women's and children's dress goods, coat linings, Italian cloths, alpacas, orleans, cashmeres, henriettas, serges, buntings, nun's cloth, bengalines, whip cords, twills plain or jacquards of similar fabrics, composed wholly or in part of wool, worsted, the hair of the camel, alpaca, goat or like animals, not exceeding in weight 6 oz. to the square yard, when imported in the gray or unfinished state for the purpose of being dyed or finished in Canada	Sq. yds. 314,417	64,436	13,332 79	316,603	60,187	12,545 32
9	Shirts	Doz. 4,497	30,891	7,720 60	3,723	25,866	6,779 01
10	Undershirts and drawers	73,975	19,423 38	74,307	19,843 12
	Carpets :—						
11	Brussels	Yds. 675,607	423,510	100,591 87	855,792	551,026	130,842 35
12	Tapestry	" 1,574,486	555,906	131,929 00	1,851,035	671,588	158,408 87

SESSIONAL PAPER No. 10

into and Exports from Canada, &c.—Continued.

IMPORTS.					EXPORTS.					
Value.					Value.					
1899.	1900.	1901.	1902.	1903.	1899.	1900.	1901.	1902.	1903.	
\$	\$	\$	\$	\$	\$	\$	\$	\$	\$	
19,751	25,459	26,377	21,576	14,562						1
			55,154	70,523						2
6										3
1,335,096	1,574,834	1,292,895	1,374,054	1,239,998	14,601	429,776	197,581	302,245	382,935	4
148,194	151,510	89,847	204,995	187,835						5
3,377,094	3,359,856	3,099,154	3,386,593	3,754,413						6
1,025,090	994,295	951,395	975,587	1,218,346						7
48,088	88,049	51,195	67,632	60,546						8
34,195	30,946	16,961	31,074	27,289						9
71,614	84,592	111,109	72,254	75,928						10
414,688	493,789	410,847	419,655	553,057						11
468,916	465,648	469,860	560,122	658,415						12

3-4 EDWARD VII., A. 1904

No. 11.—ITEMIZED STATEMENT showing the Values of Imports

ARTICLES.		ENTERED FOR HOME CONSUMPTION.					
		1902.			1903.		
		Quantity.	Value.	Duty.	Quantity.	Value.	Duty.
		§	§	cts.	§	§	cts.
Wool and manufactures— <i>Con.</i>							
Carpets— <i>Con.</i>							
1	Other carpets..... Yds.	163,446	98,965	24,065 25	370,165	257,841	63,687 28
2	Felt, pressed, of all kinds, not filled or covered by or with any woven fabrics..... Lbs.	566,952	193,459	37,182 50	605,785	211,540	41,173 62
3	Shoddy..... Yds.		10,353	1,608 79	202,908	18,559	2,511 40
Total wool and manufactures of			12,607,355	2,814,628 02		15,979,275	3,460,300 15
4	Yeast cakes..... Lbs.	8,824	1,403	529 44	2,184	260	131 04
5	Yeast, compressed, in packages weighing less than 50 pounds... "	915	166	54 90	336	61	20 16
6	Yeast, compressed, in bulk or mass of not less than 50 pounds "	277,266	68,799	8,317 98	225,433	53,069	6,762 99
Total yeast. "			287,005	70,368 8,902 32		53,390	6,914 19
<i>Miscellaneous Articles.</i>							
7	Anatomical preparations and skeletons or parts thereof.....		6,473			862	
8	Apparel, wearing, and other personal and household effects, not merchandise, of British subjects dying abroad, but domiciled in Canada: books, pictures, family plate or furniture, personal effects and heirlooms left by bequest.....		6,972			8,194	
9	Articles ex-warehoused for Excise purposes to be manuf., in bond, N.E.S.		2,440			12,048	
10	Articles for the use of the Governor General.....		10,859			7,538	
11	Articles for the personal or official use of Consuls General who are natives or citizens of the country they represent, and not engaged in any other business or profession....		6,730			5,969	
12	Articles imported by, and for the use of the Dominion Government, or any of the departments thereof, or by and for the Senate and House of Commons, &c.....		2,608,600			1,411,727	
Articles for the use of the army and navy, viz.:							
13	Arms, military or naval clothing, musical instruments for bands, military stores and munitions of war: also articles consigned direct to officers and men on board vessels of His Majesty's navy, for their own personal use....		525,591			91,570	

3-4 EDWARD VII., A. 1904

No. 11.—ITEMIZED STATEMENT showing the Values of Imports

ARTICLES.	ENTERED FOR HOME CONSUMPTION.					
	1902.			1903.		
	Quantity.	Value.	Duty.	Quantity.	Value.	Duty.
<i>Miscellaneous Articles—Con.</i>		\$	\$ cts.		\$	\$ cts.
1 Articles for A. A. Telegraph Co.					507	
2 Articles ex-warehoused for ships' stores		365,526			458,387	
3 Bird skins and skins of animals not native to Canada for taxidermic purposes not further manufactured than prepared for preservation		73			5	
4 Blast furnace slag		1,696			3,182	
5 Botanical specimens		225			194	
6 Cabinets of coins, collections of medals, and other antiquities		17,762			41,497	
7 Casts as models for the use of schools of designs		72				
8 Circus menagerie						
9 Clothing and books, donations of, for charitable purposes		17,164			14,277	
10 Damaged goods, under sections 49 to 53 of Revised Statutes, chap. 32		13,506	2,513 82		36,647	4,269 68
11 Entomological specimens		111			223	
12 Fossils		132			61	
13 Goods, the growth, produce or manuf. of Canada, N.E.S., exported and returned		255,976			257,245	
14 Hemp paper, made on four-cylinder machines and calendered to between .006 and .008 inch thickness, for the manufacture of shot shells and primers for shot shells and cartridges; and felt board sized and hydraulic pressed and covered with paper or uncovered, for the manufacture of gun wads when such articles are imported by the manufacturers of shot shells, cartridges and gun wads, to be used for the purposes only in their own factories		4,388			229	
15 Photographs not exceeding three sent by friends and not for purpose of sale		95			253	
16 Models of inventions and of other improvements in the art, but no article or articles shall be deemed a model which can be fitted or used		4,014			13,825	
17 Pictorial illustrations of insects, &c., when imported for the use of colleges and schools, scientific and literary societies		95				
18 Settlers' effects		4,580,481			6,442,724	
19 Specimens, models and wall diagrams for illustration of natural history for universities and public museums		1,214			639	

SESSIONAL PAPER No. 10

into and Exports from Canada, &c.—Continued.

IMPORTS.					EXPORTS.					
Value.					Value.					
1899.	1900.	1901.	1902.	1903.	1899.	1900.	1901.	1902.	1903.	
\$	\$	\$	\$	\$	\$	\$	\$	\$	\$	
		63		507						1
										2
141	947	152	73	5						3
7,553	3,933	3,107	1,606	3,182						4
389	59	3,525	225	194						5
28,564	17,223	18,270	17,762	41,497						6
426	443	300	72							7
		64,700								8
16,855	20,403	16,856	17,164	14,277						9
24,875	147,097	8,971	13,132	36,192						10
64	20	175	111	223						11
27	240	252	132	61						12
11,078	195,457	168,354	255,976	257,245						13
12,384	6,057	215	4,388	229						14
820	5,050	109	95	253						15
4,591	8,320	3,442	4,014	13,825						16
89	1,031	15	95							17
2,805,956	3,065,410	3,740,630	4,580,481	6,442,724	1,051,944	1,165,893	1,212,728	1,592,845	1,392,037	18
427	609	1,565	1,214	639						19

3-4 EDWARD VII., A. 1904

No. 11.—ITEMIZED STATEMENT showing the Values of Imports

ARTICLES.	ENTERED FOR HOME CONSUMPTION.					
	1902.			1903.		
	Quantity.	Value.	Duty.	Quantity.	Value.	Duty.
<i>Miscellaneous Articles—Con.</i>		\$	\$ cts.		\$	\$ cts.
1 Typewriter tablets with movable figures, and musical instruments imported by and for use of schools for the blind.....		225				
2 Other miscellaneous articles.....		31,185			28,015	
3 Additional duties, post entries, &c.....			72,994 33			87,773 38
Total miscellaneous.....		8,461,515	75,508 15		8,835,818	92,043 06
4 Estimated amount short returned at Inland ports, and exported to the United States.....						
Total merchandise only.....		196,480,190	32,425,532 31		224,813,719	37,110,354 59
5 Coin and Bullion.....		6,311,405			8,976,797	
Grand totals.....		202,791,595	32,425,532 31		233,790,516	37,110,354 59

* After 1900 no estimate is made of the amount short reported in exports to United States.

SESSIONAL PAPER No. 10

into and Exports from Canada, &c.—*Concluded.*

IMPORTS.					EXPORTS.				
Value.					Value.				
1899.	1900.	1901.	1902.	1903.	1899.	1900.	1901.	1902.	1903.
\$	\$	\$	\$	\$	\$	\$	\$	\$	\$
491	35	184	225						
23,592	31,937	33,875	66,816	171,870	184,142	229,623	49,029	15,319	384,544
4,372,771	4,900,874	6,366,257	8,125,233	8,502,766	1,236,086	1,393,516	1,261,757	1,608,164	1,776,581
					4,559,530	5,461,511	*	*	*
158,059,174	181,325,075	186,878,231	205,958,753	232,238,164	154,880,880	183,237,555	194,509,143	209,970,864	225,229,761
4,705,134	8,297,438	3,537,294	6,311,405	8,976,797	4,016,025	8,657,168	1,978,489	1,669,422	619,963
162,764,308	189,622,513	190,415,525	212,270,158	241,214,961	158,896,905	191,894,723	196,487,632	211,640,286	225,849,724

3-4 EDWARD VII., A. 1904

No. 12.—TREMIZED STATEMENT showing the Quantities and Values of Merchandise Exported (Home produce only) from the Dominion of Canada during the Fiscal Years ended June 30, 1899 to 1903.

ARTICLES.	1899.		1900.		1901.		1902.		1903.	
	Quantity.	Value.	Quantity.	Value.	Quantity.	Value.	Quantity.	Value.	Quantity.	Value.
		£		£		£		£		£
Agricultural products, N.E.S.										
Ale and beer.....	8,856	89,677	7,886	6,272	6,712	4,919	1,519	2,357	4,657	701,815
Animals living:										
Cattle, one year old or less.....	24,396	251,349	30,781	390,806	21,520	287,139	10,328	125,239	1,971	59,801
" over one year old.....	187,451	8,271,486	174,740	8,689,970	147,759	8,777,125	171,145	10,538,529	171,899	11,282,831
Horses, one year old or less.....	3,451	65,829	32	4,350	40	4,017	46	3,171	28	3,729
" over one year old.....	8,363	832,234	10,021	1,162,631	7,569	906,256	12,641	1,153,989	3,820	592,201
Hogs.....	814	5,064	1,631	14,553	944	8,301	5,778	81,019	23,986	319,762
Sheep, one year old or less.....	323,733	1,118,084	342,701	1,182,970	311,655	1,096,717	257,492	899,878	290,691	989,638
" over one year old.....	81,589	422,773	117,240	711,012	80,026	528,985	90,951	583,648	110,752	666,043
Poultry and other N.E.S.	73,507	73,507	45,273	85,691	50,576	58,600
Totals, animals living.....	11,010,326	12,201,595	11,693,929	13,739,113	13,972,696
Animals, products of, N.E.S.	62,333	67,405	140,269	230,894	143,747
Ashes, pot and pearl.....	1,852	52,938	2,155	63,311	1,533	48,579	1,781	45,476	1,516	45,846
" all other.....	57,789	74,944	71,776	88,322	71,480
Totals, ashes.....	110,727	138,255	120,355	133,798	117,326
Balsam.....	3,820	8,761	391	1,558	7,117
Boxes.....	74,398	46,928	68,206	46,257	53,351	38,868	53,377	29,541	49,211	32,228
Books:										
Books, pamphlets, maps, &c.....	92,426	138,110	122,300	130,416	149,306
Photographs.....	3,116	3,108	4,423	3,742	3,623
Totals, books.....	95,546	141,216	126,723	134,158	153,529
Breadstuffs, &c.:										
Biscuits and bread.....	3,889	23,652	3,638	21,477	6,444	28,500	3,356	29,243	3,922	33,499
Rice.....	35,912	22,230	19,201	29,546	161
Rice meal.....	3,529	160	2,114	240	1,620	580	2,278	220	1,843	940
Totals, breadstuffs, N.E.S.	59,594	43,707	47,701	49,789	52,577

SESSIONAL PAPER No. 10

Grain:—	238,948	110,040	2,156,282	1,010,425	2,386,371	1,123,035	457,117	231,199	947,012	457,233
Barley.....	304,385	239,035	312,056	334,886	310,416	418,161	154,131	225,813	51,043	79,621
Beans.....	334,492	178,637	274,380	146,055	429,334	227,171	314,350	175,317	314,349	175,394
Buckwheat.....	140,332	48,812	2,142	1,183	1,000	703	203,633	118,563	70,328	36,328
Indian corn.....	10,312,992	3,268,388	6,929,214	2,143,179	8,155,063	2,490,521	5,030,123	2,052,559	7,563,177	2,583,151
Oats.....	2,779,168	1,822,105	2,894,717	1,989,777	3,664,389	2,482,249	1,805,430	1,582,764	1,144,754	1,052,743
Pease, whole.....	132,250	123,493	165,210	155,694	200,538	192,463	196,349	222,954	470,419	299,952
" split.....	327,486	196,447	474,372	279,286	687,039	424,877	369,280	240,290	32,985,745	24,566,763
Wheat.....	10,305,470	7,784,487	16,844,630	11,995,488	9,739,758	6,871,939	26,117,530	18,688,092	32,985,745	24,566,763
Grain, all other.....	7,539	3,926	1,907	1,290	4,190	1,454	32,439	15,985	5,450	3,299
Totals, grain.....	24,883,662	13,785,370	30,055,330	18,957,233	25,578,118	14,233,639	34,710,182	23,553,736	43,582,277	29,224,421
Grain products:—										
Malt.....	4,907	3,323	9,199	10,939	4,087	3,563	6,125	5,706	9,032	7,415
Bran.....	227,340	167,120	192,367	145,206	349,355	242,245	383,596	237,148	351,641	241,970
Indian or commeal.....	1,649	3,907	1,113	2,496	651	1,638	1,451	4,369	1,532	4,993
Oatmeal.....	119,998	396,568	145,867	474,991	151,851	457,807	91,706	344,332	144,836	337,002
Wheat flour.....	792,536	3,105,288	768,162	2,791,885	1,118,700	4,015,226	1,086,648	3,968,850	1,287,766	4,639,143
All other.....	2,369	4,745	7,231	15,225	18,806	31,131	27,993	51,389	9,699	26,223
Totals, grain products.....	3,680,951	3,680,951	3,440,742	3,440,742	18,806	4,761,610	4,611,794	4,611,794	5,516,746	5,516,746
Breadstuffs.....	17,525,915	17,525,915	21,541,682	21,541,682		19,042,450	28,215,319	28,215,319	34,793,744	34,793,744
Bricks, clays and tiles:—										
Bricks.....	93	707	342	2,314	728	5,807	669	5,581	2,047	11,946
Clay, manufactures of.....		339		215		761		414		74
Totals, bricks.....	1,046	1,046	32,605	2,529		6,568	240	5,995	*	12,020
Buttons.....	27	27		83		245		60		127
Candles.....	257	36		1,885					26,887	2,631
Carrriages, wagons, carts, &c.:—										
Bicycles.....	6,119	241,753	5,287	176,743	10,485	347,222	9,784	312,835	4,206	128,566
" parts of.....	14,188	14,188		17,459		53,759		85,768		29,638
Carrriages.....	149	15,191	141	16,930	198	15,694	241	17,332	438	39,540
" parts of.....	3,693	3,693		6,733		14,456		27,065		18,354
Carts.....	164	6,694	182	6,974	169	5,748	306	9,022	322	11,357
Wagons.....	47	3,722	393	3,445	67	3,965	112	9,085	206	14,064
Other vehicles.....	156	22,209	148	6,700	223	17,653	213	19,694		9,541
Totals, carrriages, &c.....	397,450	397,450	236,984	236,984	478,097	478,097	480,739	480,739	251,640	251,640
Cement.....		2,789		2,274		3,554		1,339		2,489
Cider.....	180	17	380	115	10,635	2,534	2,602	385	5,748	810
Clothing and wearing apparel.....		39,700		171,084		641,996		97,913		112,284

3-4 EDWARD VII., A. 1904

No. 12.—Home Produce, Exports—Continued.

ARTICLES.	1899.		1900.		1901.		1902.		1903.	
	Quantity.	Value.	Quantity.	Value.	Quantity.	Value.	Quantity.	Value.	Quantity.	Value.
		£		£		£		£		£
Coal and coke, &c.:—										
Coal	1,140,840	3,562,794	1,611,031	4,399,602	1,888,538	5,307,060	1,817,534	4,867,088	1,979,951	5,452,434
Charcoal		6,840		2,837		8,010		7,347		18,949
Kinders		50		66		10		75		90
Coke	4,436	15,681	13,847	33,770	60,129	192,916	58,266	184,439	43,639	130,738
Totals, coal, coke, &c.		3,585,368		4,636,275		5,507,990		5,053,009		5,602,211
Coffee	1,980	181		106		219		348		489
Cordage, rope and twine		134,522		176,716		157,087		250,397		152,226
Cotton and manufactures of:—										
Cotton fabrics	5,355,313	309,594	4,454,259	334,405	4,613,921	378,005	4,641,726	358,948	5,388,084	531,185
" other		103,977		79,834		126,465		544,617		71,419
Cotton waste	2,137,144	39,262	3,153,273	57,180	3,145,001	70,625	2,709,722	53,368	2,771,410	61,579
Totals, cotton and mfrs. of		452,833		471,439		575,125		958,963		664,183
Drugs, dyes, chemicals and medicines:—										
Acid, sulphuric		98		67		1,067		1,014		3,270
Drugs, chemicals and medicines	5,659	164,811		249,839		367,489		537,186		620,160
Dye-stuffs		5,412		2,055		3,457		10,467		7,845
Extract of hemlock bark	6,522	77,607		64,405		4,795		73,240		58,350
Totals, drugs, dyes, &c.		247,928		316,366		429,334		621,137		689,634
Electrical apparatus										
Felt, manufactures of		2,974		5,008		11,670		465		7,460
Fertilizers, manures, &c.:—										
Fertilizers	861	51,224		51,410		37,706		61,831		116,239
Phosphates		9,290		149		1,230		1,880		20
Totals, fertilizers,		60,514		53,635		37,826		63,711		116,239

3-4 EDWARD VII., A. 1904

No. 12. Home Produce, Exports—Continued.

ARTICLES.	1899.		1900.		1901.		1902.		1903.	
	Quantity.	Value.	Quantity.	Value.	Quantity.	Value.	Quantity.	Value.	Quantity.	Value.
<i>Fruits—Continued.</i>										
Fruits, green:—										
Apples, green or ripe..... Brls.	1,075,068	2,621,352	956,438	2,578,233	678,651	1,482,927	516,215	1,566,808	1,000,528	2,758,724
Berries, all kinds.....		89,345		127,730		112,441		84,910		110,254
All other, N. E. S.....		162,473		59,412		38,286		26,311		16,096
Totals, fruits green.....		2,873,170		2,765,365		1,633,604		1,677,129		2,885,074
Fruits, canned or preserved.....		263,589		329,405		181,438		142,972		402,186
<i>Recapitulation.</i>										
Fruits.....		3,596,830		3,306,597		2,010,879		1,923,216		3,691,521
Furs and skins and manufactures of:—										
Furs, dressed.....		71,283		79,628		33,533		21,440		28,468
" undressed.....		1,484,904		1,727,338		1,612,278		1,675,438		2,376,630
Furs or skins the produce of fish or marine animals.....		296,075		557,242		582		538,530		330,853
Furs, all other, manufactures of.....		12,272		2,708		13,134		16,222		17,189
Totals, furs and skins and mfrs. of.....		1,863,634		2,346,916		1,659,547		2,351,630		2,766,540
Glass and manufactures of:—										
Glass and glassware, N. E. S.....		11,788		11,016		13,574		11,587		8,573
Lamps and lanterns.....		2,725		1,736		2,609		3,185		1,235
Totals, glass and mfrs. of.....		14,513		12,772		16,183		14,772		9,808
(Gine stock.....		6,456		9,429		17,442		17,699		10,698
(Grass and manufactures of (straw)..... Tons.	1,220	2,727	2,401	7,650	11,293	39,150	3,297	11,869	3,464	14,411
Grease and scraps..... Lbs.	317,277	9,984	134,215	4,790	531,062	20,197	186,141	10,919	1,210,246	91,909

SESSIONAL PAPER No. 10

Gunpowder, &c. :—	352,843	115,065	464,145	155,764	978,418	240,535	729,869	248,434	345,053	180,219
Cartridges, gun, rifle and pistol.....										232,715
Explosives and fulminates.....										412,634
Totals, gunpowder, &c.....										
Gutta-percha, India rubber, &c. :—										
India rubber, mfrs of.....	133,332	133,332		170,448		151,656		322,572	1,729,051	142,891
India rubber, scrap and other.....										119,816
Totals, gutta percha, &c.....										262,707
Hair.....	42,297	42,297		53,297		58,856		60,401		85,486
Hats and caps.....	2,461	2,461		1,731		10,603		4,280		4,821
Hay.....	62,428	411,631	173,416	1,414,109	252,977	2,067,882	434,585	4,413,411	430,653	3,595,065
Hides and skins, other than fur, including horns and tails.....	1,234,964	1,321,182		1,321,182		2,188,976		1,666,334		1,897,357
Honey.....	311,093	31,567	17,261	15,710	21,276	2,230	13,703	1,541	22,381	2,065
Hops.....	73,818	23,108	71,780	13,710	181,373	37,970	76,991	17,820	69,455	11,329
Ice.....	17,486	16,453				32,667		37,143		23,304
Junk and oakum.....	15,045	35,119	26,154	53,121	32,141	70,598	13,453	26,830	15,387	39,507
Leather and manufactures of :—										
Sole.....	17,498,304	1,536,136	6,587,967	1,535,440	7,714,283	1,966,963	8,371,564	1,617,332	8,774,166	1,809,446
Upper.....							953,918	293,936		221,822
Leather, N.E.S.....						209,142		179,522	443,730	137,717
Boots and shoes.....		78,836		83,425		136,197		134,281		144,704
Harness and saddlery.....		34,073		207,864		44,901		92,045		12,981
All other leather mfd.....		32,238		44,901						38,938
Totals, leather and mfrs. of.....		1,681,283		1,871,630		2,423,075		2,301,963		2,365,638
Lime.....		64,112		77,325		83,439		111,910		127,792
Manufactured articles, N.E.S.....		402,380		1,035,439		1,086,962		1,526,564		573,570
Metals and minerals and manufactures of :—										
Copper, all kinds, including copper ore... Lbs.	8,470,628	922,979	13,827,495	1,387,388	26,345,776	2,659,261	30,390,616	2,996,362	29,631,888	2,967,765
Gold and silver and manufactures of :—										
Gold-bearing quartz, dust, nuggets, &c.....		3,272,702		14,148,543		24,445,136		19,608,015		16,437,528
Silver, metallic contained in ore..... Oz.	4,417,422	2,630,281	2,283,145	1,354,033	4,022,019	2,420,750	3,684,727	2,055,428	3,242,680	1,802,630
Totals, gold and silver and mfrs. of.....		5,902,983		15,502,576		26,865,906		21,723,443		18,240,218
Iron and steel and manufactures of :—										
Agricultural implements.....		1,863,468		1,692,156		1,742,946		1,814,730		2,284,904
Castings, N.E.S.....		109,637		169,133		101,064		109,558		181,216
Hardware, N.E.S.....		128,440		278,054		109,800		79,248		67,292
Iron in pig.....	2,188	50,767	6,261	137,651	5,623	117,436	113,388	1,118,457	20,022	261,377

No. 12.—Home Produce, Exports—Continued.

ARTICLES.

	1899.		1900.		1901.		1902.		1903.	
	Quantity.	Value.	Quantity.	Value.	Quantity.	Value.	Quantity.	Value.	Quantity.	Value.
Metal and minerals and manufactures of— <i>Cont.</i>										
Iron and steel and manufactures of:— <i>Con.</i>										
Iron scrap, including steel..... Cwt.	36,456	39,738	270,782	273,840	159,133	138,794	143,096	143,848	110,726	74,581
Iron, chromic iron..... Tons.	1,325	16,447	1,196	16,345	1,336	16,609	1,327	16,914	725	3,683
Iron, chrome iron..... " "	1,849	4,468	4,327	7,689	58,401	150,657	525,983	1,303,901	297,510	733,230
Iron ore..... " "		292,997		433,088		459,750		379,887		403,780
Machinery, N. E. S..... No.	883	16,848	704	13,203	728	16,512	962	20,612	1,277	26,329
Sewing machines..... " "		68,809		116,782		481,868		601,451		2,140,886
Steel and manufactures of..... No.	290	4,175	247	3,392	763	7,457	634	7,707	811	8,913
Stoves..... " "										
Type-writers..... " "										
Totals, iron and steel and mfrs. of.....		2,591,294		3,141,352		3,343,173		5,596,356		6,285,757
Lead and manufactures of:—										
Lead ore..... Lbs.	34,047,494	895,349	20,163,301	688,691	65,602,388	2,517,084	30,613,304	889,318	16,277,956	384,077
Tin and manufactures of.....		3,159		3,472		14,481		26,524		71,199
Miscellaneous metals and minerals and manufactures of:—										
Antimony ore..... Tons.			7	200	219	5,074			123	17,990
Arsenic..... Lbs.					26,715	861,573	33,072	1,131,292	942,671	26,736
Asbestos..... Tons.	14,520	453,176	18,164	490,909	208	3,850		700	30,661	935,405
Barytes..... Cwt.		29,905		34,969		34,097		39,066		44,403
Jewellers' sweepings..... " "	27	882	63	2,521	36	1,945	551	6,112		2,421
Manganese ore..... Cwt.	8,727	34,532	8,380	68,616	17,745	136,357	28,254	361,428		406,553
Metals other than iron and steel..... Lbs.	1,186,185	148,239	1,078,752	136,332	894,540	146,848	996,936	242,290	1,393,720	327,879
Mica, crude or cut..... " "			601	20		2,740	229	20		
Mica, ground..... " "		29,769		33,602		113,301		174,908		302,791
Mines, producer of, N. E. S..... Lbs.	14,428,063	994,537	13,493,239	1,040,498	9,537,538	958,365	3,883,264	831,513	9,052,554	878,159
Nickel, ore, matte or speiss..... Tons.	2,297	42,229	4,828	134,351	4,346	213,079	3,210	123,253	4,568	160,045
Ores, N. E. S..... Oz.	7	129					39	631		316
Platinum..... Cwt.	14,594	12,749	38,387	30,654	27,459	40,099	17,254	25,789	11,678	17,504
Plumbago, crude ore..... " "		2,155		4,616		7,754		1,561		8,708
" manufactures of..... Tons.	12,905	27,377	14,889	32,499	22,146	54,357	26,545	57,623	18,472	60,458

SESSIONAL PAPER No. 10

Stereotypes, electrotypes, &c.....	4,591	2,997	3,928	1,221	1,423
Totals, miscellaneous metals.....	1,780,261	2,012,178	2,586,337	2,999,617	3,211,551
<i>Recapitulation.</i>									
Metals and minerals and mfrs. of.....	12,096,925	22,735,677	37,986,242	34,225,620	31,100,507
Milk and cream, condensed.....	Lbs.	3,078,467	241,859
Mineral water.....	Galls.	7,457	3,415	7,241	5,947	2,900	2,756	6,382	2,708
Musical instruments, &c :—	No.
Organs.....		7,616	400,729	8,097	8,134	457,888	394,189	6,290	348,161
Pianos.....		237	56,191	268	509	85,245	68,832	367	65,229
All other.....		2,741	8,320	2,482	2,797	5,180
Totals, musical instruments.....		459,661	507,983	545,615	465,818	418,570
Oils :—	
Mineral oils—		96	4	13,083	608	1,525	200	10
Coal and kerosene, crude.....	Galls	4,172	1,190	6,758	6,859	1,395	206	213	31
" " refined.....		6,758	19,942	2,003	2,478	413	41
Totals, mineral oils.....		4,268	1,194	6,758	16,260	42,370	54,911	119,153	35,123
Fish oil :—		171,363	41,809	197,486	18,543	5,799	4,963	22,519	7,136
Cod.....		2,744	285	120
Seal.....		4,048	993	1,477	1,367	20,714	24,303	11,295
Whale.....		6,852	4,121	15
Other.....	
Totals, fish oils.....		182,263	46,923	200,245	182,565	49,656	89,888	165,975	53,534
Animal, vegetable oils, &c :—	
Lard oil.....		3,000	880	5,585	652	4,492
Neat's foot.....		31,357	11,130	15,058	47,957	17,006	72,270	141,270	53,334
All other.....	
Totals, animal oils, &c.....		34,357	12,010	15,088	53,542	17,658	79,762	141,270	53,334
<i>Recapitulation.</i>									
Oils.....		220,888	69,127	222,091	256,049	69,317	157,681	397,658	106,929
Oil-cake.....		104,916	143,861	211,399	176,579	183,159	203,793	257,411	289,945
Paints and colours :—	Cwt.
Mineral pigment, ochres and iron oxides, &c.....	Lbs.	549,317	1,043	607,506	754,277	7,732	5,706	1,136,622	10,454

3-4 EDWARD VII., A. 1904

No. 12.—Home Produce, Exports—Continued.

ARTICLES.	1899.		1900.		1901.		1902.		1903.	
	Quantity.	Value.	Quantity.	Value.	Quantity.	Value.	Quantity.	Value.	Quantity.	Value.
Paper and manufactures of:										
Wall paper.....	285,979	24,134	273,516	29,741	189,501	41,305	246,975	24,780	431,442	42,878
Paper, N.E.S.....										848,622
Pellets, sheep.....	135,884	33,521	257,882	85,157	109,277	38,223	119,046	36,850	172,480	74,523
Plants and trees.....	6,608	7,478				6,524		6,353		6,930
Provisions:										
Butter.....	20,139,195	3,700,873	25,259,737	5,122,156	16,335,528	3,295,663	27,855,978	5,660,541	34,128,944	6,954,618
Cheese.....	189,827,839	16,776,765	185,984,430	19,856,324	195,926,397	20,636,951	200,946,101	19,680,291	229,099,925	24,712,943
Eggs.....	9,632,512	1,297,063	10,187,906	1,457,992	11,363,061	1,691,640	11,635,108	1,733,242	7,404,100	1,436,130
Lard.....	1,656,004	67,869	196,970	11,215	846,638	58,692	319,076	22,186	2,413,975	236,007
Meats, viz.:—										
Bacon.....	111,868,988	9,953,582	122,175,688	12,471,509	103,070,661	11,493,868	105,841,366	12,462,953	137,951,532	15,455,174
Beef.....	263,810	24,651	2,847,180	220,389	9,710,458	813,343	4,327,413	414,065	2,378,175	206,563
Hams.....	4,783,989	462,896	2,856,186	286,516	2,528,844	284,378	2,138,683	240,840	1,002,357	191,100
Mutton.....	139,882	10,663	42,750	3,035	76,875	5,712	82,823	6,135	84,294	7,794
Pork.....	2,154,846	56,733	1,109,550	45,009	742,122	51,374	622,915	54,070	1,331,493	122,935
Poultry and game.....	140,142	14,142		211,181		143,080		239,986		163,332
Meats, canned.....	1,110,165	97,487	2,879,897	309,148	3,726,997	419,059	8,644,916	881,578	5,783,655	619,290
" all other, N.E.S.....	894,144	42,009	1,424,729	68,821	3,613,564	331,232	1,394,370	120,028	1,472,575	90,676
Tongues.....	3,416	253	100	13	866,328	89,036	19,254	1,786	73,533	6,494
Totals, provisions.....		32,600,986		40,063,218		39,375,158		41,224,331		50,463,125
Rags.....	1,593,069	31,059	2,504,918	49,287	3,487,150	47,246	5,087,175	85,968	6,687,578	86,051
Sails.....		135				105		25		80
Salt.....	5,209	1,518	15,151	3,458	56,461	11,258	21,778	4,965	445,711	2,724
Seeds and bulbous roots:—										
Clover.....	157,696	691,014	98,313	267,975	76,514	544,056	192,825	1,201,678	113,496	839,459
Grass.....	394,132	31,116	54,365	49,233	58,080	46,507	107,765	88,193	63,324	73,464
Flax.....	8,811	342	301	953	342	1,493	868	963	963	963
Other seeds.....		10,078		5,012		13,028		18,488		4,249
Totals, seeds, &c.....		741,017		322,652		605,084		1,309,322		919,172

SESSIONAL PAPER No. 10

Ships.....	{ 14 } 7,419	{ 26 } 13,164	{ 198,468 } 15,359	{ 4,390 } 944,765	{ 65,768 } 27,969	{ 11 } 4,285	{ 8 } 3,040	{ 50,307 } 13,700
Soap.....	{ 575,746 } 18,819	{ 506,700 } 18,819	{ 15,359 } 15,359	{ 944,765 } 944,765	{ 27,969 } 27,969	{ 618,810 } 618,810	{ 384,690 } 384,690	{ 18,960 } 18,960
Spirits and wines :—								
Spirits :								
Brandy.....	20	8	15	5	24	20	169	189
Gill.....
Whiskey.....	121,547	144,798	396,671	143,399	392,440	132,274	158,930	493,458
All other spirits, N.E.S.....	248	880	1,429	13,530	10,673	33,613	55,207	40,009
Totals, spirits.....	121,815	145,686	398,119	156,939	403,145	165,907	214,375	533,656
Wines.....	373	1,008	1,765	2,598	3,581	4,157	4,338	3,365
<i>Recapitulation.</i>								
Spirits and wines.....	122,188	146,694	399,884	159,537	406,726	170,064	216,986	537,021
Starch.....	58,652	169,738	6,243	571,655	24,236	43,899	1,265	133
Stone and manufactures of :—								
Felspar.....	2,506	218	624	382	1,156	5,870	11,687	23,163
Building, freestone, limestone, &c., un-								
wrought.....	112,980	236,641	115,910	198,571	119,136	251,238	127,293	103,754
Building, freestone, limestone, &c., wrought.								
Gravel and sand.....	179,134	251,260	102,151	197,065	148,309	119,421	255,506	1,015
Grindstones.....	25,581	233,395	24,641	172,010	42,240	291,138	291,138	24,931
Gypsum or plaster, crude.....	166,222	236,065	236,065	172,010	185,208	268,480	273,335	307,398
Ornamental granite, marble, &c., un-								
wrought.....	7,733	3,097	1,803	1,799	4,967	2,287	2,607	3,462
Ornamental granite, marble, &c., wrought.								
Plaster of Paris or gypsum, ground.....	1,429	904	904	1,390	1,390	3,339	1,736	1,736
Totals, stone and mfrs. of.....	7,611	2,622	2,622	2,622	25,472	10,150	7,947	601,983
Sugar, syrup and molasses :—								
Maple sugar.....	1,137,630	782,641	84,726	899,819	71,879	1,206,628	91,024	190,603
Maple syrup.....	338	273	253	2,615	2,411	1,421	1,289	1,597
Sugar, all kinds, N.E.S.....	1,292,851	33,526	1,744	809,052	41,252	279,306	7,947	7,776
Sugar-house syrup.....	50,922	43,732	9,378	73,107	19,093	46,760	16,749	12,357
Molasses.....	14,128	3,407	2,953	720	237	90
Totals, sugar, syrup, &c.....	122,797	100,108	135,355	111,009	213,063	213,063	213,063	213,063

* Lbs. not bushels.

3-4 EDWARD VII., A. 1904

No. 12. Home Produce, Exports *Continued.*

ARTICLES.	1899.		1900.		1901.		1902.		1903.	
	Quantity.	Value.	Quantity.	Value.	Quantity.	Value.	Quantity.	Value.	Quantity.	Value.
Tallow.....	1,696,093	62,876	1,488,643	70,665	1,732,564	88,124	223,878	11,164	335,834	20,632
Tar.....		23,310	16,973		22,547	22,547		16,029		37,630
Tobacco and manufactures of:										
Cigars and cigarettes.....	12,696	10,463	24,491	16,601	25,517	13,874	12,177	8,617	138,631	3,086
All others, N. E. S.....	158,339	43,640	173,947	50,197	333,876	88,023	143,625	42,290	138,631	49,012
Leaf, raw.....	4,229	699	34,658	3,661	39,352	16,711	6,985	1,247	37,509	4,947
Snuff.....									5	2
Stems and cuttings.....	361,022	18,353	221,069	30,451	332,130	13,136	279,366	9,665	323,282	12,449
Totals, tobacco and mfrs. of.....	536,286	73,115	454,165	100,910	730,875	131,782	442,153	61,789		69,496
Vegetables:										
Potatoes.....	651,235	315,477	680,520	330,231	887,409	361,387	1,330,452	688,281	660,967	386,748
Turnips.....	1,059,574	102,457	1,055,347	116,444	916,290	96,462	1,145,278	113,707	1,085,895	107,954
Vegetables, canned or preserved.....		19,671		17,999		43,628		111,534		38,206
All other.....		28,736		39,319		53,846		82,388		30,753
Totals, vegetables.....		466,341		503,993		558,223		995,910		558,661
Vinegar.....	26,000	3,912			4,963	429	2,410	491	493	115
Wood and mfrs. of—										
Wood, unmanufactured—										
Bark for tanning.....	13,879	48,890	16,124	61,895	17,037	62,024	34,897	100,361	16,769	74,816
Firewood.....	70,741	123,711	67,203	117,751	44,251	90,905	43,873	91,507	48,858	115,769
Knees and futtocks.....	23,808	17,559	28,698	19,991	16,593	11,556	21,867	18,540	22,514	13,504
Ivory nuts, vegetable.....						89		16		
Lathwood.....			2,866	7,858			1,817	5,546	1,412	4,077

3-4 EDWARD VII., A. 1904

No 12.—Home Produce, Exports—*Concluded.*

ARTICLES.	1899.		1900.		1901.		1902.		1903.	
	Quantity.	Value.	Quantity.	Value.	Quantity.	Value.	Quantity.	Value.	Quantity.	Value.
Wood and mfrs. of— <i>Concluded.</i>										
Wood, manufactured <i>Concluded.</i>										
Mouldings, trimmings, etc.										
Pails, tubs, churns and other hollow woodware		21,466		15,439		11,851		13,288		21,527
Spoolwood and spools		38,364		36,814		12,120		6,363		6,756
Wood pulp		169,383		63,904		91,639		108,431		122,175
All other wood, mfd		1,274,276		1,816,016		1,937,297		2,046,398		3,150,943
		326,127		404,290		376,118		375,867		365,417
Totals, wood, mfd		2,819,708		3,127,242		2,962,688		3,180,843		4,173,952
<i>Receiptation.</i>										
Wood and manufactures of		30,730,510		32,652,655		32,852,190		35,175,174		40,712,641
Woolens		27,605		47,761		57,019		59,930		55,892
Wool	90,638	14,420	2,181,047	418,119	1,043,673	186,540	1,972,772	302,049	2,527,150	382,879
Totals, wool and mfrs. of		42,025		465,880		243,589		361,979		138,771
Miscellaneous articles		992,813		1,095,536		1,166,533		1,538,186		1,326,775
Settlers' effects		63,046		185,297		21,206		11,682		63,910
Other		1,065,859		1,280,833		1,190,739		1,549,868		1,390,685
Totals, miscellaneous articles		1,920,262		2,371,666		2,378,478		3,097,734		2,771,365
Total home produce exported		32,801,262		34,874,543		35,274,156		38,873,767		43,881,702
Estimated amount short returned at inland ports and exported to the United States		4,559,530		5,461,511		*		*		*
Coin and bullion the produce of Canada		1,101,245		1,070,068						
Grand totals, exports, the produce of Canada		38,462,037		41,406,122		35,274,156		38,873,767		43,881,702

SESSIONAL PAPER No. 10

Goods not the produce of Canada.....	17,520,088	14,265,254	17,077,757	13,951,101	10,828,087
Com and bullion not the produce of Canada.....	2,914,780	6,987,100	1,978,489	1,669,422	619,963
Grand totals, exports.....	158,896,905	191,894,723	196,487,632	211,640,286	225,849,724

* After 1900 no estimate is made of the amount short reported in exports to United States.

3-4 EDWARD VII., A. 1904

No. 13.—STATEMENT of the Quantities and Values of the Principal Articles of Mer-
(From

PRINCIPAL ARTICLES.	QUANTITIES AND VALUES.						
		1889.	1890.	1891.	1892.	1893.	1894.
Ale, beer and porter.	Galls. \$	322,735 187,997	376,656 215,531	434,448 241,530	494,065 255,362	339,084 182,522	308,071 159,205
Animals, living :—							
Cattle	No. \$	1,064 71,490	3,201 99,070	1,022 49,893	2,320 59,599	1,851 48,352	447 16,048
Horses	No. \$	5,070 636,594	2,688 510,435	3,628 548,376	2,899 603,970	2,357 411,550	2,275 435,785
Sheep.	No. \$	45,033 111,468	49,754 131,037	45,067 123,784	55,130 179,396	41,258 158,781	47,409 116,574
All other.	\$	308,847	421,321	305,350	236,121	66,380	35,395
Totals	\$	1,128,399	1,161,863	1,027,403	1,079,086	685,063	603,802
Asphaltum or asphalt.	Cwt. \$	15,812 23,396	62,148 68,454	58,437 50,728	244,706 152,136	68,342 36,398	181,112 111,441
Baking powder.	Lbs. \$	320,434 90,813	328,940 94,701	384,761 110,550	356,480 103,901	358,021 163,768	341,081 98,051
Books, pamphlets, &c. :—							
Books, printed, periodicals and pamphlets, N. E. S.	Lbs. \$	736,024	779,154	692,932	692,995	689,529	621,445
Bibles, prayer books, psalm and hymn books, &c.	\$	165,627	175,100	181,892	169,630	160,004	144,081
Books, not printed in Canada, for use of colleges, &c., free libraries, college libraries, &c., and law societies, and being the property of the organized authorities of such library and not in any case the property of individuals; also books in print more than 12 years.	\$		11,986	49,160	20,144	24,276	45,803
Newspapers, and quarterly, monthly and semi-monthly magazines and weekly liter- ary papers, unbound.	\$	78,799	72,202	56,517	60,241	59,495	74,119
Pamphlets, advertising pic- tures, pictorial show cards, illustrated advertising peri- odicals, price lists and ad- vertising calendars, &c.	Lbs. \$	366,618 157,603	383,417 138,696	367,957 125,355	423,899 144,022	387,281 117,958	396,193 117,643
All other.	\$	204,398	224,264	229,838	247,623	254,916	229,998
Totals.	\$	1,342,451	1,401,402	1,335,694	1,334,655	1,306,178	1,233,089
Breadstuffs, &c., viz. :—							
Rice.	Lbs. \$	3,596,797 73,662	2,574,929 50,503	3,646,217 79,446	3,035,916 68,834	3,592,303 72,986	6,238,388 106,882
" uncleaned, unhusked or paddy	Lbs. \$	9,951,897 193,051	21,238,137 199,984	14,183,762 174,517	19,533,680 237,408	22,089,124 275,946	13,996,983 136,761
All other	\$	115,896	126,322	157,885	117,101	123,365	124,034
Totals.	\$	382,609	376,809	411,848	423,343	472,297	367,677

SESSIONAL PAPER No. 10

chandise Imported into Canada during the Fiscal Years ended June 30, 1889 to 1903.
(*Canadian Returns.*)

QUANTITIES AND VALUES.

1885.	1886.	1887.	1888.	1889.	1900.	1901.	1902.	1903.
243,346 123,289	269,184 123,660	314,209 134,897	360,374 166,436	340,387 168,291	399,257 223,571	388,617 207,998	408,733 206,481	507,184 249,792
2,476 49,151	515 11,789	4,300 58,926	1,480 60,635	2,261 111,158	3,654 171,652	9,112 317,889	11,395 293,747	38,641 657,996
2,232 363,551	3,694 562,109	5,423 404,465	14,642 796,361	15,997 700,990	13,072 747,125	10,189 672,266	20,909 1,234,694	32,404 2,059,487
42,921 65,253	47,736 80,437	47,615 87,284	45,423 94,670	39,599 96,213	46,881 133,292	84,011 185,975	140,354 386,333	80,282 217,342
43,789	141,113	78,902	101,028	116,261	108,172	76,271	71,567	105,255
512,749	795,448	629,577	962,694	1,024,622	1,169,151	1,252,341	1,986,341	3,040,080
61,487 41,817	84,694 33,875	7,493 9,912	132,405 53,161	180,685 95,800	62,282 68,748	56,986 67,587	75,522 102,317	66,937 96,046
306,973 86,941	315,680 84,606	286,438 78,346	377,303 103,622	348,709 96,202	392,703 103,208	377,762 110,246	306,903 89,188	364,161 108,362
1,488,940 488,385	1,615,599 513,734	1,629,348 536,321 532,107 681,493 654,621 728,098 700,047 768,907
139,797	126,932	135,764	231,754	143,882	143,786	163,267	167,834	202,517
95,997	107,859	113,933	149,669	165,343	227,504	203,644	189,867	226,761
77,278	105,527	122,638	137,470	139,878	135,861	151,571	145,809	159,471
433,147 114,905	416,114 104,719	392,587 161,633	292,771 71,593	301,223 67,828	271,088 66,712	283,922 66,855	318,167 76,519	396,589 88,185
195,063	196,853	189,867	242,828	256,948	339,444	350,166	388,083	511,207
1,101,525	1,155,624	1,200,159	1,365,421	1,446,372	1,567,928	1,663,601	1,668,159	1,957,048
5,605,779 93,309 14,572,729 128,692	7,352,966 126,044 13,301,218 108,477	8,057,289 146,014 2,812,971 34,552	12,798,684 268,751 8,615,978 99,620	10,591,950 232,642 17,287,812 183,115	11,001,739 226,896 15,372,009 187,947	15,089,371 317,920 14,958,891 178,547	14,303,576 298,295 11,199,134 146,728	17,586,417 371,887 20,451,226 276,874
140,176	148,826	141,953	185,798	232,266	297,061	319,894	461,146	563,687
362,168	383,347	322,519	545,169	648,023	711,904	815,461	906,169	1,212,448

3-4 EDWARD VII., A. 1904

No. 13.—STATEMENT of the Quantities and Values of the Principal

PRINCIPAL ARTICLES.		QUANTITIES AND VALUES.					
		1889.	1890.	1891.	1892.	1893.	1894
Breadstuffs— <i>Con.</i>							
Grain, viz. :—							
Indian corn.	Bush.	7,849,729	9,959,815	6,253,565	3,700,308	5,190,901	11,782,716
	£	3,478,969	4,191,320	3,308,786	2,188,833	2,619,607	5,547,179
Oats.	Bush.	429,748	960,232	134,401	201,973	30,990	817,718
	£	125,320	250,162	48,148	79,624	13,602	245,699
Wheat.	Bush.	1,724,985	2,844,955	2,571,493	5,049,561	4,156,252	4,761,724
	£	1,677,178	2,582,709	2,643,879	5,202,469	3,423,777	3,252,117
All other.	£	91,071	101,097	197,397	2,072,989	295,225	210,643
Totals, grain.	£	5,372,538	7,131,288	6,198,210	9,534,915	6,351,611	9,255,638
Grain products, viz. :—							
Bran, mill feed, &c.	£	41,114	124,401	97,427	44,871	29,615	76,063
In bran or corn meal.	Brls.	154,352	189,198	123,760	74,552	65,347	69,424
	£	369,513	381,566	324,642	204,738	158,452	149,240
Wheat flour.	Brls.	279,371	185,458	65,884	54,911	53,039	88,115
	£	1,093,718	672,715	269,508	239,992	180,845	250,661
All other.	£	60,035	63,774	58,665	54,016	67,183	66,080
Totals, grain products.	£	1,564,380	1,242,396	750,242	543,617	436,095	512,044
Totals, breadstuffs.	£	7,319,527	8,750,493	7,270,390	10,501,875	7,260,003	10,165,339
Bricks, clays and tiles :—							
Fire bricks.	£	98,465	96,537	116,390	115,992	125,900	84,842
All other.	£	167,168	156,505	163,523	156,558	136,693	124,652
Totals.	£	265,633	253,042	279,913	272,550	262,593	209,494
Bristles.	Lbs.	70,383	75,538	79,415	98,545	84,356	66,588
	£	62,297	70,876	64,386	71,895	66,428	55,406
Broom corn.	£	94,560	97,527	109,042	115,479	144,987	121,297
Brooms and brushes.	£	92,969	100,595	112,151	109,069	110,724	109,052
Carriages, viz. :—							
Buggies, farm wagons, carts and pleasure carts or rigs, &c.	No.	598	517	714	477	472	469
	£	38,356	28,600	42,274	28,060	25,380	20,408
Railway passenger cars.	No.	48	76	45	113	113	15
	£	220,659	106,648	153,193	190,729	64,437	9,202
Bicycles, tricycles, &c.	No.	426	1,119	1,565	7,775
	£	16,501	45,523	62,955	193,566	216,440	345,483
All other.	£	125,802	131,715	80,972	92,874	121,359	140,795
Totals.	£	400,718	311,886	339,394	505,229	427,616	515,888
Cement, viz. :—							
Portland.	Brls.	16,974	20,174	183,668	185,459	225,534	228,336
	£	186,672	324,476	306,582	277,647	310,078	286,341
All other.	£	19,119	13,593	9,119	6,206	10,969	3,630
Totals.	£	205,791	338,069	315,701	283,253	321,047	289,971

SESSIONAL PAPER No. 10

Articles of Merchandise Imported into Canada, &c.—Continued.

QUANTITIES AND VALUES.

1895.	1896.	1897.	1898.	1899.	1900.	1901.	1902.	1903.
2,937,400 1,495,060	6,050,860 2,472,963	9,190,310 3,221,273	19,975,701 7,027,576	24,152,980 9,245,038	18,110,183 7,163,485	14,774,232 6,648,084	4,983,565 2,770,456	6,861,115 3,737,383
223,577 60,277	472,728 123,346	1,090,860 280,326	1,224,115 338,372	837,367 292,060	1,315,630 422,977	2,523,092 946,511	322,454 131,818	166,662 70,651
3,848,517 2,418,728	4,060,429 2,701,586	5,845,139 4,191,944	4,414,397 4,204,760	8,111,327 7,020,521	5,947,489 4,542,170	8,416,580 6,370,314	9,487,255 7,217,137	7,296,831 5,556,705
154,465	183,290	995,432	460,356	356,822	337,268	380,444	286,532	534,121
4,137,530	5,481,185	8,688,975	12,031,064	16,914,441	12,165,900	14,345,350	10,405,963	9,898,860
90,280	64,707	13,864	67,331	64,318	74,266	90,493	104,519	108,628
25,746 63,338	61,673 117,165	21,670 33,716	83,960 146,654	49,924 82,275	40,388 76,413	27,219 57,684	26,136 66,033	25,390 65,431
148,773 395,218	99,840 298,889	84,825 269,993	40,741 168,255	69,428 233,534	55,569 181,899	49,403 156,009	49,988 155,544	33,818 111,056
47,994	72,474	66,778	102,482	111,965	99,683	110,839	93,040	161,221
596,830	553,235	414,351	484,722	492,092	432,261	445,025	419,136	446,336
5,096,528	6,417,767	9,425,845	13,660,955	18,054,556	13,610,965	15,605,836	11,731,268	11,557,644
79,979 108,131	129,024 132,004	100,025 124,048	115,683 125,124	165,482 172,629	383,814 238,279	451,292 241,705	374,724 267,155	517,375 299,677
188,110	261,028	224,073	240,807	338,111	622,093	692,997	641,879	817,052
82,472 63,046	82,099 57,539	79,770 53,547	85,808 59,295	106,725 74,140	107,387 84,105	66,051 60,691	107,850 78,920	115,400 92,388
118,744	109,969	81,373	106,330	108,251	134,384	212,037	202,487	163,231
85,820	93,205	165,506	140,660	159,547	191,004	194,833	222,295	248,819
858 45,484	1,645 81,076	1,546 68,220	2,875 130,899	3,255 158,948	2,606 127,969	2,174 126,982	3,940 199,858	5,277 268,335
23 13,949	81 55,398	61 19,959	22 10,068	23 74,812	23 28,516	109 46,597	36 45,611	52 56,651
9,309 404,953	17,513 744,687	24,578 795,705	27,308 605,963	26,744 497,161	14,541 234,384	10,887 153,316	5,862 81,714	4,451 60,500
228,919	529,312	746,526	569,714	652,045	1,023,068	795,642	1,103,181	820,211
693,305	1,410,473	1,630,410	1,316,644	1,382,966	1,413,937	1,122,567	1,430,364	1,205,697
199,852 248,734	205,186 240,388	217,798 238,913	*1,153,640 369,720	*1,434,844 471,951	*1,312,170 501,521	*1,614,666 660,544	*2,022,566 861,751	*2,572,088 901,063
9,113	12,494	8,286	11,713	12,420	19,072	15,224	30,020	22,614
257,847	252,882	267,199	381,433	484,371	520,593	675,768	891,771	923,647

*Cwt.

3-4 EDWARD VII., A. 1904

No. 13.—STATEMENT of the Quantities and Values of the Principal

PRINCIPAL ARTICLES.	QUANTITIES AND VALUES.						
	1889.	1890.	1891.	1892.	1893.	1894.	
Clocks and parts of	£	130,856	123,324	107,462	123,854	143,335	121,443
Coal and coke, viz. :—							
Anthracite	Tons.	1,291,705	1,201,335	1,399,067	1,479,166	1,500,550	1,530,522
	£	5,199,481	4,595,727	5,224,432	5,640,346	6,355,285	6,354,040
Bituminous	Tons.	1,311,275	1,530,020	1,664,086	1,693,832	1,730,971	1,391,901
	£	3,388,816	3,819,673	4,269,882	4,257,479	4,260,506	3,368,192
Coke	Tons.	29,779	36,609	38,445	43,178	42,129	41,199
	£	92,441	134,164	177,340	193,782	157,071	175,532
All other	£	54,324	51,987	38,492	41,526	47,517	48,543
Totals	£	8,735,062	8,601,551	9,650,166	10,133,133	10,820,379	9,946,307
Cocoa, chocolate, and preparations of	Lbs.	515,673	671,012	726,870	815,319	942,299	1,013,974
	£	91,498	129,207	136,067	163,427	206,660	190,241
Coffee and imitations of :—							
Coffee, green	Lbs.	3,037,437	3,033,985	3,227,621	3,212,050	3,471,301	3,114,698
	£	518,828	591,224	672,327	634,818	650,766	595,839
All other	£	24,848	30,745	26,199	27,428	10,016	29,822
Totals	£	543,676	621,969	698,517	662,246	660,782	625,661
Cordage, twine and mfrs. of :—							
Twine for harvest binders, of jute, &c.	Lbs.		29,718	221,757	2,333,172	1,144,901	1,216,785
	£	129,013	5,159	26,911	178,046	127,640	106,861
All other	£		121,296	138,528	127,709	126,499	124,888
Totals	£	129,013	126,455	165,439	305,755	254,139	231,749
Cotton and mfrs. of :—							
Fabrics, white or bleached and gray or unbleached	Sq. yds.	1,352,959	1,204,910	1,218,918	1,184,335	1,473,976	1,530,853
	£	153,846	139,845	164,467	137,574	151,856	147,983
Fabrics, printed or dyed	Yds.	24,509,704	24,133,221	23,475,496	25,524,712	23,531,088	21,839,474
	£	1,659,001	1,741,143	1,663,416	1,513,436	1,748,520	1,562,104
Handkerchiefs	£	109,883	101,001	105,020	112,540	112,863	102,969
Sewing thread on spools	£	360,532	290,359	303,036	290,313	328,255	252,006
Uncoloured cotton fabrics, viz. : Serims and window serims, cambric cloths, muslin apron checks, brillants, cords, piques, &c., Swiss ja- comet, and cambric muslins, &c.	Yds.		123,185	1,742,006	2,100,614	2,851,091	2,382,473
	£		16,271	174,948	183,065	226,241	203,552
Velveteens, velvet and plush	Yds.	326,513	326,332	790,285	866,223	890,168	1,131,218
	£	75,121	82,990	178,917	204,714	212,713	269,736
Yarns, knitting, hosiery or other cotton yarn	Lbs.	36,361	54,188	82,721	66,117	45,638	56,119
	£	11,468	17,923	23,910	19,535	13,348	12,659
Yarns, N.E.S.	Lbs.	348,166	244,937	129,177	269,223	944,361	526,183
	£	74,000	53,864	36,456	61,467	115,578	99,978
Cotton waste, not dyed, &c.	Lbs.	3,430,527	3,179,172	3,860,632	4,247,085	4,900,756	4,734,182
	£	222,942	222,527	274,066	284,701	333,662	292,455

Yards.

SESSIONAL PAPER No. 10

Articles of Merchandise Imported into Canada, &c.—Continued.

QUANTITIES AND VALUES.

1895.	1896.	1897.	1898.	1899.	1900.	1901.	1902.	1903.
110,402	121,673	118,047	163,780	186,398	199,518	208,032	233,790	270,717
1,404,342 5,350,627	1,574,355 5,667,096	1,457,295 5,695,168	1,160,761 5,847,685	1,745,460 6,490,509	1,654,401 6,602,912	1,933,283 7,923,950	1,652,451 7,021,939	1,456,713 7,028,664
1,596,668 3,647,303	1,701,172 3,623,238	1,698,159 3,522,911	1,942,000 3,599,144	2,172,047 3,699,629	2,908,253 4,448,254	2,683,706 5,280,367	3,247,256 6,029,129	3,754,011 8,206,505
43,235 149,434	61,612 203,826	83,330 267,540	135,060 347,040	141,284 362,826	187,878 506,839	308,786 680,138	267,142 842,815	256,723 1,222,756
52,443	55,931	58,988	46,092	44,524	98,444	275,886	265,770	465,214
9,199,807	9,549,191	9,543,707	9,839,961	10,597,488	11,656,449	14,160,341	14,150,653	16,923,139
1,006,511 177,757	1,049,433 180,501	1,222,940 293,691	1,240,118 238,235	1,583,669 397,577	2,012,816 390,821	2,277,619 438,417	2,199,758 414,351	3,114,576 561,270
3,256,677 591,351	3,320,982 646,315	4,505,301 677,842	4,720,781 475,950	5,185,602 510,840	4,913,233 490,594	3,850,838 405,443	5,874,856 507,727	6,227,059 525,111
27,016	37,563	50,221	59,162	66,280	81,909	88,332	83,102	69,511
621,367	683,878	728,063	535,112	577,120	572,503	493,775	590,829	594,622
2,107,324 121,605	3,023,896 155,929	3,394,475 181,817	8,679,823 491,104	10,629,286 818,412	8,017,688 866,892	9,674,268 928,096	14,927,302 1,507,344	14,204,515 1,810,238
108,814	105,103	100,099	107,174	176,926	147,256	253,584	465,862	572,978
230,419	261,032	281,916	598,278	995,338	1,014,148	1,181,680	1,973,206	2,382,316
*2,593,736 229,458	*3,163,260 269,004	*3,299,883 281,618	*4,654,819 316,119	*8,577,047 553,572	*9,278,833 642,714	*18,083,452 1,059,755	*13,819,501 877,541	*17,765,193 1,050,170
28,971,572 2,281,762	32,144,774 2,576,379	27,102,139 2,176,012	31,304,955 2,467,100	35,510,093 3,091,489	34,825,977 3,304,729	30,799,539 2,952,858	36,193,723 3,482,253	37,328,497 3,539,368
97,876	115,540	130,439	104,123	159,872	144,881	200,597	233,409	233,516
324,834	317,322	318,908	366,433	282,864	255,237	262,054	254,858	300,740
2,598,126 217,628 740,360 167,808 62,126 14,024 650,325 101,209 11,598,454 653,323	2,163,431 189,487 994,436 217,823 66,919 15,780 1,248,170 174,280 5,947,634 321,192	1,306,984 100,399 1,020,284 223,673 62,108 14,726 851,593 163,189 2,448,405 172,548	1,566,233 119,695 1,009,705 222,149 169,099 26,928 796,852 154,622 4,496,633 208,727	1,896,537 156,504 1,000,400 220,254 307,505 64,100 1,294,614 212,365 4,263,270 171,638	1,903,325 159,518 949,949 217,722 521,327 99,581 941,134 221,612 5,570,526 279,647	1,469,140 134,755 1,246,900 296,909 414,736 92,215 654,091 192,760 4,939,020 267,431	2,224,600 190,524 1,591,232 381,190 210,013 41,604 1,355,989 249,073 5,132,084 265,058	2,651,114 210,570 1,566,752 380,772 121,016 27,662 817,485 262,311 5,633,880 290,275

3-4 EDWARD VII., A. 1904

No. 13.—STATEMENT of the Quantities and Values of the Principal

PRINCIPAL ARTICLES.	QUANTITIES AND VALUES.						
		1889.	1890	1891.	1892.	1893.	1894.
Cotton and mfrs. of— <i>Con.</i>							
Cotton wool or raw cotton..	Lbs.	35,793,067	33,456,015	35,643,056	42,075,440	36,362,577	31,435,347
	£	5,612,574	3,539,249	3,693,185	3,339,232	3,291,452	2,610,588
All other.....	£	1,876,448	1,652,881	1,442,247	1,611,367	1,834,796	1,531,439
Totals.....	£	8,104,905	7,858,093	7,969,668	7,808,244	8,279,284	7,685,410
Curtains	£	*	7,051	209,521	270,795	314,085	290,086
Drugs, dyes, chemicals, viz.:							
Aniline dyes, and coal tar dyes, in bulk or packages of not less than 1 lb. including alizarine and artificial alizarine.....	Lbs.	151,240	168,897	280,608	283,141	462,032	501,805
	£	91,653	112,320	129,282	148,178	218,089	197,121
Cream of tartar in crystals..	Lbs.	705,462	356,107	473,047	570,369	716,678	703,900
	£	159,245	77,977	104,294	119,599	124,410	103,134
Extract of log wood, fustic and oak bark	Lbs.	1,646,887	1,855,558	2,358,902	2,905,493	3,050,941	3,441,571
	£	76,064	83,825	105,196	129,609	131,567	153,819
Gums, opium, crude.....	Lbs.	69,636	129,581	156,841	146,625	155,151	87,015
	£	196,100	325,903	372,676	384,705	430,366	210,993
Liquorice, paste, in roll or sticks.....	Lbs.	1,317,216	1,146,466	1,012,752	1,189,760	1,474,325	1,265,531
	£	107,165	96,522	87,036	102,105	140,787	122,713
Proprietary medicines.....	£	208,360	205,749	185,004	227,244	203,712	193,545
Soda, nitrate of, soda ash, soda caustic in drums, bichromate of soda, sal soda, and silicate of soda, in crystals or in solution	Lbs.	22,854,251	24,627,554	24,380,254	25,152,260	26,505,173	25,616,025
	£	272,039	300,041	354,135	387,242	397,669	337,193
All other.....	£	1,388,663	1,452,341	1,439,781	1,463,462	1,574,028	1,413,590
Totals.....	£	2,499,289	2,654,678	2,777,401	2,962,144	3,220,628	2,732,108
Earthenware and chinaware:—							
White granite or iron stoneware and C. C. or cream coloured ware.....	£	285,941	225,591	215,259	265,079	254,831	231,601
China and porcelain ware..	£	166,956	183,993	173,178	230,598	203,879	234,310
All other.....	£	231,933	280,718	248,925	265,212	270,269	239,136
Totals.....	£	684,830	690,302	637,362	760,889	728,979	705,047
Electric apparatus	£	252,225	384,913	481,526	708,031	704,531	528,285
Embroideries, N.O.P.....	£	183,867	202,227	199,832	154,753	163,332	199,949

* Included with 'Fancy goods' prior to 1890.

SESSIONAL PAPER No. 10

Articles of Merchandise Imported into Canada, &c.—Continued.

QUANTITIES AND VALUES.

1895.	1896.	1897.	1898.	1899.	1900.	1901.	1902.	1903.
45,325,832	33,479,358	39,365,733	58,203,660	51,809,661	54,912,849	49,064,959	64,225,764	67,942,139
2,853,987	2,845,371	3,147,692	3,875,847	3,129,579	4,229,198	4,773,993	5,599,031	5,968,333
944,551	1,032,252	914,345	1,264,541	1,518,811	1,948,521	1,949,391	2,141,071	2,671,050
7,886,463	8,074,439	7,613,549	9,126,284	9,561,948	11,503,360	12,173,718	13,715,612	14,934,767
264,137	286,071	262,828	313,235	392,920	442,074	435,805	476,378	590,632
594,880	739,868	627,256	837,048	640,203	950,458	916,594	1,414,165	1,219,386
212,983	286,019	249,917	292,477	179,659	300,946	290,136	343,737	384,916
742,922	615,074	824,070	843,264	782,870	887,588	1,051,170	1,080,116	1,015,376
97,770	113,250	147,934	138,461	116,632	134,852	167,611	163,514	167,780
2,859,586	3,832,956	4,357,870	4,836,122	5,407,903	5,897,509	9,989,651	13,522,100	147,274
145,570	146,273	151,422	133,154	176,747	208,017	226,778	344,429	460,945
32,140	53,053	57,050	59,841	65,560	59,367	85,513	72,806	64,560
84,186	138,867	148,460	162,853	194,488	196,076	309,858	249,888	196,315
1,278,734	1,969,599	1,102,960	1,286,667	1,805,552	1,489,416	1,575,345	1,952,392	2,073,683
103,948	152,871	87,103	97,123	126,293	104,660	112,103	132,560	147,274
270,248	244,335	239,236	301,549	331,195	345,658	378,717	390,541	456,587
28,332,535	26,887,560	25,350,899	29,830,056	36,261,418	34,507,271	41,063,295	35,881,930	45,232,704
335,298	315,710	299,791	357,328	346,063	403,427	509,278	447,273	603,136
1,511,248	1,609,699	1,614,132	2,169,997	2,457,445	2,432,635	3,030,586	3,464,787	3,510,632
2,761,161	3,007,024	2,937,995	3,703,942	3,928,521	4,126,271	5,019,067	5,536,729	5,927,585
192,605	185,180	140,753	197,450	201,28	199,257	226,916	153,548	215,978
143,504	161,291	192,586	206,147	261,214	264,989	336,093	342,479	375,951
199,316	221,922	264,986	323,860	440,946	502,008	576,049	731,959	794,521
535,425	568,393	598,325	727,457	903,446	966,254	1,139,058	1,227,986	1,386,450
389,365	321,931	461,607	443,992	551,890	875,328	938,960	1,373,022	1,646,489
126,366	144,596	142,422	38,937	47,703	55,254	57,742	62,760	92,631

3-4 EDWARD VII., A. 1904

No. 13.—STATEMENT of the Quantities and Values of the Principal

PRINCIPAL ARTICLES.	QUANTITIES AND VALUES.						
	1889.	1890.	1891.	1892.	1893.	1894.	
Fancy goods:—							
Braids, bracelets, cords, fringes, tassels, &c.	£	592,634	557,312	369,618	471,390	530,462	509,082
Flowers, artificial,	£	97,963	163,631	191,440	209,948	200,276	167,441
Feathers, ostrich and vulture, dressed and fancy.....	£	149,219	48,591	63,362	43,497	54,540	80,375
Lace, lace collars, lace nets, &c.	£	629,359	672,611	541,722	567,534	597,587	595,014
Toys and dolls, of all kinds ..	£	156,599	173,147	157,789	169,674	168,543	143,772
All other.....	£	266,648	247,856	190,339	175,048	172,228	165,103
Totals.....	£	1,892,413	1,863,148	1,514,270	1,637,091	1,723,636	1,660,787
Fish and fish products, N.E.S.:—							
Cod, haddock, ling and pollock—dry salted or smoked	Cwt	56,239	49,563	126,773	201,398	91,847	170,293
	£	211,651	188,893	492,918	588,039	338,372	702,364
Herrings, pickled or salted.	Lbs.	16,977,254	11,515,095	9,130,798	7,246,599	10,212,228	9,106,535
	£	267,117	239,878	198,963	143,811	147,792	102,529
Oysters, shelled, in bulk.....	Galls.	234,592	230,315	184,428	206,501	186,874	204,701
	£	252,879	275,340	242,963	237,584	223,853	205,164
All other.....	£	265,056	257,867	294,788	360,104	370,136	401,856
Totals.....	£	996,703	961,978	1,229,632	1,329,538	1,089,153	1,411,913
Flax, hemp, jute and manufactures, of:—							
Carpeting, matting and mats of hemp	£	93,314	77,282	73,371	72,329	90,835	78,183
Damask of linen, stair linen, napkins, doylies, tray cloths, quilts, and like articles of flax, N.O.P.....	Yds.	899,013	823,007	848,939	1,083,743	1,710,826	1,171,857
	£	211,697	224,695	230,248	255,333	314,598	226,388
Handkerchiefs	£	108,066	104,247	111,958	122,419	139,960	119,916
Hemp, undressed.....	Cwt	160,183	97,004	128,748	172,027	198,800	102,247
	£	1,214,988	774,587	864,597	877,989	1,150,134	482,289
Jute cloth as taken from the loom, neither pressed, mangled, calendered, nor in any way finished.....	Yds.	3,673,248	3,674,180	7,200,913	6,416,723	7,959,470	7,045,686
	£	283,205	175,389	330,081	300,971	355,254	298,813
Linens, brown or bleached.	Yds.	1,090,458	684,805	1,067,693	1,195,610	1,197,967	947,717
	£	99,322	76,227	94,259	103,725	95,259	74,216
Linen ducks, canvas, huckabacks, or other manufactures of flax, N.E.S.....	£	418,068	426,345	394,980	438,594	450,863	408,714
Linen thread.....	Lbs.	332,623	302,486	295,776	298,686	304,965	261,285
	£	177,919	171,337	155,725	153,817	155,919	153,944
Towels.....	£	297,664	151,174	166,474	194,347	184,945	161,009
All other.....	£	204,334	300,313	279,557	273,129	244,165	257,811
Totals.....	£	3,017,677	2,481,596	2,701,250	2,792,653	3,180,972	2,263,283

Includes 'Feathers, N.E.S.'

+ Includes 'Curtains.'

SESSIONAL PAPER No. 10

Articles of Merchandise Imported into Canada, &c.—Continued.

QUANTITIES AND VALUES.

1895.	1896.	1897.	1898.	1899.	1900.	1901.	1902.	1903.
401,908	302,701	323,131	375,959	382,831	404,388	387,760	404,892	517,976
147,408	160,161	187,877	223,643	194,136	173,793	141,039	179,022	161,626
117,144	200,929	176,896	222,618	283,024	291,200	218,922	238,541	314,454
545,684	526,496	533,163	694,152	621,967	693,735	797,497	969,807	1,261,175
139,260	140,952	159,209	184,506	182,453	199,305	230,369	273,203	312,874
122,596	138,011	101,543	121,145	137,309	141,486	155,135	159,481	205,698
1,474,000	1,469,256	1,481,819	1,822,023	1,801,720	1,903,907	1,930,722	2,224,946	2,713,803
151,313	137,480	114,454	119,213	59,886	72,181	29,225	71,398	109,548
510,699	458,548	340,682	332,509	194,091	272,120	95,087	265,099	367,611
7,798,543	5,228,261	2,609,053	4,367,854	5,626,134	9,097,342	7,891,149	8,286,277	9,741,628
94,491	47,600	21,406	50,069	74,656	119,918	107,881	146,962	157,224
183,129	163,103	156,535	151,918	162,224	163,097	166,096	170,210	205,804
186,921	171,054	156,170	151,434	169,599	178,732	183,686	197,701	251,427
319,734	269,886	382,734	378,465	493,730	554,663	506,176	544,762	523,603
1,111,845	947,088	900,992	912,417	932,076	1,125,433	892,830	1,154,524	1,299,865
84,596	100,251	90,458	119,804	153,219	119,383	108,996	99,839	95,024
225,328	270,558	251,108	289,061	368,322	421,370	451,036	477,255	580,020
100,680	110,643	102,580	112,623	129,437	144,961	160,716	151,690	158,283
173,439	197,324	342,364	147,650	190,552	243,412	108,299	160,795	129,856
622,396	745,730	531,372	572,853	941,029	944,277	676,475	1,296,799	1,022,460
8,538,508	10,235,185	11,051,082	13,719,279	11,760,421	13,604,155	15,162,768	22,317,975	23,374,735
333,573	398,808	446,242	502,617	449,903	624,091	663,752	930,342	909,760
642,553	984,547	792,455	1,152,192	1,104,439	1,562,130	748,377	1,470,522	1,084,561
49,351	71,583	69,554	101,457	89,998	134,744	62,588	123,344	94,170
418,742	495,743	349,177	368,508	415,005	452,846	510,514	511,959	586,913
227,475	218,137	222,611	238,641	219,423	276,691	334,274	310,647	334,398
130,209	119,228	109,970	116,428	114,817	131,761	151,620	189,553	171,884
111,401	122,216	97,775	108,570	134,329	149,314	133,528	152,501	164,627
281,035	310,822	266,603	394,334	479,644	500,564	486,091	426,625	544,867
2,357,511	2,745,582	2,314,839	2,626,255	3,275,703	3,623,311	3,405,316	4,359,907	4,328,008

3-4 EDWARD VII., A. 1904

No. 13.—STATEMENT of the Quantities and Values of the Principal

PRINCIPAL ARTICLES.	QUANTITIES AND VALUES.					
	1889.	1890.	1891.	1892.	1893.	1894.
Fruits, viz.:						
Fruits, dried, including nuts						
Currants,	Lbs. 6,586,671	5,015,402	5,474,787	6,363,182	5,368,031	6,783,235
"	£ 236,727	159,370	212,990	235,710	198,594	151,198
Raisins,	Lbs. 8,268,721	8,598,031	10,700,330	9,040,623	9,579,750	10,804,273
"	£ 378,233	405,640	446,637	331,198	312,148	317,403
Nuts, all kinds,	Lbs. 2,995,177	3,341,546	3,071,454	3,644,555	3,543,437	4,201,765
"	£ 176,187	194,220	212,176	225,499	220,850	219,834
All other,	£ 186,955	234,208	286,653	228,899	180,270	218,108
Totals, fruits, dried, ..	£ 977,202	963,438	1,158,456	1,021,306	911,862	906,543
Fruits, green—						
Bananas,	(Bunches) 145,619	233,275	284,733	288,865	430,240	515,553
"	£ 177,198	271,445	324,790	298,080	437,181	504,331
Oranges, lemons and limes, ..	£ 514,163	658,484	709,749	744,998	798,232	886,849
All other,	£ 551,021	663,457	379,262	548,449	399,562	496,722
Totals, fruits, green, ..	£ 1,242,382	1,593,386	1,413,801	1,591,527	1,634,975	1,887,902
Fruits, canned or preserved jellies and jams, &c.	£ 56,481	62,529	73,822	72,642	60,998	60,481
Grand totals, fruits, ..	£ 2,276,065	2,649,353	2,646,079	2,685,475	2,607,835	2,854,926
Furs, skins and manufactures of						
Fur skins, wholly or partially dressed,	£ 654,953	584,202	477,954	604,794	647,161	619,044
Fur skins of all kinds, not dressed in any manner, n.e.s.	£ 516,525	396,178	485,927	649,257	785,433	627,678
All other,	£ 109,915	146,118	102,601	96,455	100,448	133,819
Totals,	£ 1,281,393	1,126,498	1,066,482	1,350,506	1,533,042	1,380,541
Glass and manufactures of:—						
Glass carboys or demijohns, empty or filled, bottles, de- canters, flasks and phials, ..	£ 141,970	125,189	135,309	131,861	157,710	203,102
Glass jars and glass balls, and cut, pressed or moulded, crystal or glass table ware, decorated or not, including lamp chimneys, glass shades or globes, and blown glass table ware,	£ 412,211	385,708	387,028	379,511	369,257	310,663
Common or colourless window glass and plain coloured, &c., ..	Sq. ft. 13,958,505	15,134,148	14,484,788	14,838,967	18,321,891	15,246,274
"	£ 291,251	319,855	349,738	492,507	386,480	329,826
Plate glass, all kinds,	Sq. ft. 560,808	639,689	528,733	701,600	622,936	777,204
"	£ 204,152	230,294	214,787	225,572	171,636	183,480
All other,	£ 143,609	190,697	172,570	1,8,759	143,809	143,903
Totals,	£ 1,193,193	1,251,713	1,259,432	1,298,210	1,228,892	1,170,974
Gloves and mitts of all kinds, ..	£ 637,191	702,047	660,674	681,016	701,686	664,843
Glue and glue stock and mucilage	£ 96,675	95,807	131,891	107,853	137,453	106,680
Grasses and fibres and mfrs. of, ..	£ 84,039	90,230	116,255	102,345	97,845	96,373

SESSIONAL PAPER No. 10

Articles of Merchandise Imported into Canada, &c.—*Continued.*

QUANTITIES AND VALUES.

1895.	1896.	1897.	1898.	1899.	1900.	1901.	1902.	1903.
5,123,083 104,948	6,727,072 131,036	5,461,505 125,350	6,558,092 236,567	7,298,685 212,688	8,333,435 248,296	3,121,722 219,072	7,501,397 294,883	8,708,985 239,256
13,266,405 381,011	10,499,929 304,467	8,979,443 329,654	10,776,491 416,747	10,977,535 404,837	11,708,648 555,614	13,131,663 753,798	10,506,311 491,097	13,379,009 772,864
3,255,350 181,079	3,783,715 215,609	3,533,250 196,206	4,572,859 249,843	4,780,749 323,768	5,859,703 379,208	6,643,056 411,803	6,760,065 425,628	7,749,809 561,816
221,823	296,328	170,693	366,808	279,253	426,910	395,378	432,085	488,043
891,861	947,440	821,813	1,269,965	1,220,546	1,610,058	1,780,051	1,643,693	2,061,979
475,457 470,957	501,555 489,812	386,013 402,121	455,637 460,228	534,406 513,250	517,998 519,342	581,624 579,179	765,767 738,168	942,443 819,236
710,552	857,350	743,746	786,610	952,555	913,235	1,145,363	1,248,302	1,106,664
357,888	426,912	374,016	396,999	426,404	479,521	491,250	608,024	629,258
1,539,397	1,774,074	1,519,883	1,643,837	1,892,209	1,912,098	2,216,092	2,594,494	2,553,158
74,728	87,984	71,460	86,919	116,786	175,840	187,926	158,742	169,552
2,505,986	2,809,498	2,413,156	3,000,721	3,229,541	3,697,996	4,184,069	4,396,929	4,786,689
518,512	564,014	333,094	401,881	563,583	696,684	889,224	945,824	919,024
486,400	598,354	496,962	433,080	782,119	1,240,589	1,388,286	1,842,857	2,202,417
112,664	93,584	59,665	85,164	209,429	177,488	129,418	178,418	172,645
1,117,576	1,255,952	889,721	920,125	1,555,161	2,114,761	2,406,928	2,967,099	3,294,086
234,894	178,888	191,464	181,582	183,439	219,407	266,293	329,164	324,488
320,808 14,364,097	339,610 14,863,636	345,543 14,049,675	274,223 16,874,387	353,785 17,670,490	348,152 24,091,091	369,339 16,558,814	346,514 25,355,644	408,700 28,622,422
255,561 670,111	269,254 548,341	271,664 665,107	317,715 187,737	372,122 849,289	621,408 897,900	468,319 717,284	718,638 1,147,396	766,868 1,217,306
158,785 142,129	149,648 167,651	187,737 141,878	123,043 151,069	211,107 208,301	215,118 255,871	194,004 286,967	257,141 281,052	255,725 330,663
1,112,177	1,105,051	1,138,286	1,047,632	1,328,754	1,659,956	1,584,922	1,932,539	2,086,444
631,070	636,618	511,464	570,822	718,031	702,960	702,747	673,234	872,121
101,498	91,766	96,489	143,224	174,137	173,423	201,582	194,144	196,915
72,459	75,948	60,471	143,245	96,750	108,555	134,131	201,038	559,769

3-4 EDWARD VII., A. 1904

No. 13.—STATEMENT of the Quantities and Values of the Principal

PRINCIPAL ARTICLES.	QUANTITIES AND VALUES.					
	1889.	1890.	1891.	1892.	1893.	1894.
Grease, viz:—						
Grease, rough, the refuse of animal fat for the manufacture of soap..... f	Lbs. 4,122,975	3,726,763	2,158,431	4,819,302	3,397,682	4,959,252
	£ 173,405	154,855	89,873	208,961	183,492	228,564
All other..... s	15,337	15,432	11,263	13,938	55,094	46,592
Totals..... s	188,742	170,287	101,136	222,899	238,586	275,156
Gunpowder and other explosives..... s	106,731	123,592	111,028	141,707	142,992	112,882
Gutta-percha and mfrs. of:—						
Gutta-percha..... f	Lbs. 1,527,429	1,190,918	1,511,777	932,829	608,997	513,811
	£ 671,110	536,386	741,648	257,702	223,904	199,331
Clothing and clothing made water-proof with india-rubber..... s	293,275	374,879	379,276	259,843	285,929	247,979
Rubber, crude, caoutchouc or india rubber, unmanufactured..... f	Lbs. 141,585	99,848	90,867	1,167,529	1,543,858	1,563,892
	£ 62,299	36,892	48,542	451,103	609,619	718,254
All other..... s	580,309	590,751	422,929	420,230	455,569	329,752
Totals..... s	1,696,993	1,538,908	1,592,395	1,388,878	1,575,021	1,495,316
Hats, caps and bonnets, viz:—						
Of beaver, silk or felt..... s	768,514	782,124	816,925	792,663	793,955	715,547
Of straw, grass, chip or other materials, N. E. S. s	361,901	304,760	280,266	225,633	284,158	295,224
All other hats and materials for Platts, plain, chip, manilla, cotton, mohair, straw, tus- f	Lbs. 196,373	173,567	281,872	224,061	313,390	328,017
can and grass..... f	£ 30,682	29,736	43,771	41,150	49,263	57,190
Totals..... s	1,360,140	1,290,033	1,366,690	1,300,493	1,414,454	1,322,200
Hides and skins other than fur. s	1,597,632	1,712,012	2,022,710	1,837,102	2,045,175	1,895,232
Hops..... f	Lbs. 685,197	1,284,676	597,182	771,183	514,021	488,729
	£ 207,572	218,623	239,911	209,119	158,693	136,221
Jewellery..... s	477,081	444,696	351,311	289,338	251,045	240,986
Leather and manufactures of:—						
Calf, kid, lamb and sheep- skins, dressed, waxed or f	Lbs. 142,064	179,055	164,990	167,308	249,887	275,622
glazed..... f	£ 109,249	111,714	115,009	104,895	129,219	155,645
Sole leather, all kinds..... f	Lbs. 917,628	766,103	421,810	557,520	641,205	447,243
	£ 221,684	174,988	105,575	120,446	133,261	96,830
Upper leather, including dongola, cordovan, kangaroo, alligator and chamois skins or other upper leather, N. E. S. f	Lbs. 9,093	5,187	2,577	20,118	20,383
dressed, waxed or glazed..... f	£ 6,928	2,975	1,108	10,123	12,545
Boots and shoes..... s	250,288	287,013	255,408	284,996	307,361	246,185
All other..... s	639,246	602,498	477,071	572,836	663,247	463,583
Totals..... s	1,227,395	1,176,213	956,038	1,084,281	1,243,211	975,488
Marble and manufactures of..... s	118,410	99,320	107,661	106,003	97,067	94,697

SESSIONAL PAPER No. 10

Articles of Merchandise Imported into Canada, &c.—Continued.

QUANTITIES AND VALUES.

1895.	1896.	1897.	1898.	1899.	1900.	1901.	1902.	1903.
4,947,652	6,519,542	4,582,483	2,878,030	3,893,676	4,333,279	4,792,179	5,079,195	7,066,670
249,247	260,530	151,523	132,325	148,086	215,980	232,033	292,226	416,793
49,937	83,002	41,329	50,501	51,680	83,918	152,990	137,616	158,470
299,184	343,532	192,852	182,826	199,766	299,898	385,023	429,842	575,263
141,924	139,623	130,387	138,130	212,609	247,511	287,630	423,982	397,905
476,673	438,653	2,204	9,440	391	2,252	19,845	7,358	2,675
182,179	185,967	1,992	2,450	452	1,713	13,338	2,125	4,375
171,941	116,848	84,631	146,502	151,842	152,791	170,000	234,187	465,454
926,171	1,716,923	2,012,692	2,447,919	2,211,321	3,002,576	2,997,017	2,963,080	2,858,778
488,562	825,095	1,055,837	1,534,940	1,632,764	2,026,769	1,755,488	1,404,257	1,532,998
319,517	317,816	358,042	406,444	559,587	672,061	659,359	790,735	867,689
1,162,199	1,472,726	1,500,503	2,140,336	2,344,645	2,853,334	2,598,185	2,431,304	2,870,516
721,749	724,832	683,611	822,041	888,374	1,025,115	1,074,418	1,100,811	1,113,184
284,167	300,562	278,293	683,958	710,544	748,119	748,692	831,619	887,085
298,073	351,611	305,914		320,641	262,565	506,716	547,615	640,761
257,146	664,547	350,204	364,491	81,012	68,444	109,629	97,927	113,423
54,529	108,737	59,989	55,157					
1,358,518	1,485,742	1,326,907	1,561,156	1,679,930	1,841,678	1,923,739	2,030,357	2,113,692
1,966,620	1,964,251	2,425,975	3,601,382	3,877,991	4,219,399	4,120,443	5,086,052	5,662,744
879,655	533,515	628,028	567,571	717,555	1,030,849	794,770	802,737	613,203
132,347	77,926	85,246	101,308	136,223	154,712	149,728	131,964	168,732
276,364	297,003	294,525	341,396	473,143	578,963	539,116	648,590	745,404
712,728	683,864	553,381	516,187	341,812	392,177	248,346	294,737	368,393
357,816	347,596	358,911	400,464	289,441	279,161	212,677	237,128	216,750
601,389	323,929	584,837	921,859	602,582	553,784	272,858	235,196	375,950
122,538	73,990	131,246	218,950	148,245	172,921	74,992	64,264	77,489
305,878	311,697	606,077	409,050	385,689	479,527	268,094	257,033	185,367
189,286	192,790	297,278	303,506	339,361	309,963	234,428	181,069	129,573
306,692	350,240	320,025	378,153	451,376	541,665	642,790	701,383	743,378
260,493	278,497	276,190	379,149	458,319	571,039	568,425	629,918	743,734
1,236,825	1,243,113	1,382,750	1,679,816	1,686,742	1,874,749	1,733,312	1,804,762	1,910,924
83,522	90,065	77,110	99,352	101,879	94,460	97,610	128,781	153,481

3-4 EDWARD VII., A. 1904

No. 13.—STATEMENT of the Quantities and Values of the Principal

PRINCIPAL ARTICLES.	QUANTITIES AND VALUES.						
	1889.	1890.	1891.	1892.	1893.	1894.	
Metals and minerals and manufactures of:—							
Brass and manufactures of.	£	539,428	553,023	603,368	539,384	514,151	460,483
Copper and manufactures of:—							
Copper in bolts, bars, and rods in coils or otherwise, in lengths not less than 6 feet, unmanufactured.	Cwt.	10,281	13,660	13,526	15,471	11,450	10,488
	£	107,801	119,800	148,438	100,323	119,803	93,092
Copper, in strips, sheets or plates, not polished or coated, &c.	Cwt.	7,932	9,575	8,305	10,939	9,289	8,806
	£	140,927	137,593	131,304	161,715	122,640	104,969
Wire.	Lbs.	529,847	1,085,282	1,178,741	703,978	1,050,283	277,063
	£	106,309	167,715	199,643	116,212	150,350	33,840
All other.	£	50,358	58,893	85,322	61,477	81,300	54,913
Totals, copper, &c.	£	405,395	484,001	564,707	439,727	474,093	286,814
Gold and silver and mfrs. of:—							
Electro-plated ware and gilt ware of all kinds, N.E.S.	£	152,932	167,917	155,906	152,304	181,653	186,537
Sterling or other silverware	£	78,563	95,696	83,100	112,248	118,436	99,595
All other.	£						
Totals, gold and silver, &c.	£	231,495	263,613	239,006	264,552	300,089	286,132
Iron and steel and manufactures of:—							
Agricultural implements.	£	209,462	155,461	204,724	307,798	249,146	243,848
Bar, iron or steel rolled, whether in coils, bundles, rods or bars, comprising rounds, ovals, squares and flats, rolled shapes, N.O.P.	Cwt.						
	£						
Bar iron, rolled or hammered comprising flats, rounds and squares, &c., N.E.S.	Cwt.	321,826	181,759	192,684	133,830	100,309	98,693
	£	404,052	309,721	325,373	232,243	174,381	168,051
Cast-iron pipe, of every description.	Cwt.		81,598	42,586	86,251	105,015	47,385
	£	223,863	106,554	57,613	100,415	101,481	48,088
Engines, locomotives.	No.	26	17	10	31	10	12
	£	171,089	131,677	67,209	248,432	75,093	64,345
“ other and boilers, N.E.S.	£	38,096	28,801	51,012	26,096	117,325	34,386
Hardware, viz.—							
Builders, cabinetmakers, upholsterers, harness-makers, saddlers and carriage hardware, including curry combs, and horse boots, N.E.S.	£	439,230	447,377	428,018	446,675	447,251	351,806
Iron and steel, rolled, round wire rods in the coil, not over 3/4 inch in diameter imported by wire manufacturers for use in making wire in the coil in their factories.	Cwt.	*	*	*	*	*	*
	£						

SESSIONAL PAPER No. 10

Articles of Merchandise Imported into Canada, &c.—Continued.

QUANTITIES AND VALUES.

1895.	1896.	1897.	1898.	1899.	1900.	1901.	1902.	1903.
467,141	542,874	525,412	623,808	824,479	937,888	921,190	1,115,425	1,321,086
1,451	2,051	2,309	38,089	20,315	31,587	31,028	55,095	62,677
14,651	24,282	30,030	438,968	278,553	555,278	521,614	767,315	813,294
12,812	14,611	17,251	18,849	13,134	14,810	25,874	22,525	17,009
137,904	168,421	160,321	231,938	148,594	223,256	208,477	307,429	269,954
496,511	346,942	228,399	354,015	280,648	769,439	555,847	603,268	503,710
51,662	46,902	29,330	49,399	45,144	152,745	102,664	93,891	74,560
52,462	55,449	50,581	148,089	326,100	337,380	270,136	338,636	386,602
256,679	295,054	270,262	868,394	798,391	1,271,659	1,102,891	1,507,271	1,544,410
169,309	136,749	115,135	163,332	199,135	199,881	216,738	228,404	274,934
129,146	154,677	131,973	94,919	92,918	93,456	90,010	75,733	97,711
52,749	51,416	48,770	44,383	46,251	49,585	55,046	48,459	64,791
342,204	315,842	295,878	302,634	338,304	342,922	361,794	352,596	437,436
298,465	469,875	604,322	1,029,588	1,637,883	1,823,944	1,898,760	2,654,991	3,155,779
.....	270,841	325,969	267,593	267,857	525,450	803,824
.....	372,073	448,592	526,790	478,942	947,420	1,328,342
97,414	67,546	73,576
169,116	121,996	139,312
53,241	43,778	28,382	33,701	105,493	25,916	31,439	29,351	59,862
60,409	47,415	34,103	38,240	105,059	61,859	50,223	44,691	112,709
20	108	72	67	90	99
146,211	80,147	118,463	576,091	398,118	446,097	497,401	748,129	1,222,521
30,436	28,030	48,147	101,053	111,154	292,239	370,103	383,681	610,584
297,509	291,943	289,458	424,116	572,154	502,332	542,281	653,837	773,167
*	*	*	671,773	695,992	839,870	410,694	1,103,641	1,012,479
.....	658,153	765,777	1,196,593	645,136	1,523,792	1,415,447

* See under 'Miscellaneous metals,' pages 196 and 197, prior to 1898.

3-4 EDWARD VII., A. 1904

No. 13.—STATEMENT of the Quantities and Values of the Principal

PRINCIPAL ARTICLES.	QUANTITIES AND VALUES.						
	1889.	1890.	1891.	1892.	1893.	1894.	
Metals and minerals and manu- factures of:— <i>Con.</i>							
Iron and steel and mfrs. of:— <i>Con.</i>							
Iron or steel ingots, cogged ingots, blooms, slabs, bil- lets, puddled bars, and loops or other forms, N.O. P., less finished than iron or steel bars, but more advanced than pig iron, except castings.	f Cwt.	79,523	15,941	41,567	64,397	65,269	66,039
	£	66,548	15,923	38,931	56,186	58,533	57,874
Iron in pigs, kentledge and cast scrap-iron.	f Tons.	73,844	86,475	81,689	68,965	57,313	43,278
	£	881,525	1,137,312	1,092,983	883,378	687,674	498,188
Machinery and machines:—							
Mining machinery.	£	9,950	78,432	61,848	87,208	87,035
Printing presses, &c.	f No.	316	265	337	448	275
	£	115,148	98,085	114,992	140,914	143,045	60,822
Sewing machines, or heads or parts of.	f No.	5,312	4,628	3,786	4,299	4,338	3,542
All other machines or ma- chinery.	£	117,076	106,868	96,015	93,145	93,126	81,886
Railway bars and rails of iron or steel, for railways, &c.	f Tons.	1,362,487	1,650,741	1,388,008	1,520,676	1,615,218	1,456,794
	£
Railway fish plates.	f Tons.	1,759	1,490	2,615	4,107	14,077	12,132
	£	52,166	47,845	98,419	123,128	326,550	270,073
Railway fish plates.	f Tons.	2,638	2,816	3,759	2,612	4,576	6,597
	£	66,545	77,989	118,948	78,012	110,951	171,624
Rolled iron or steel angles, channels, beams, girders, structural shapes, &c., of any weight per lineal yd.	f Cwt.	148,589	199,097	172,275	153,517	209,335	205,488
	£	241,189	348,479	283,519	220,457	267,439	240,805
Sheet iron, common or black smoothed or polished and coated or galvanized, &c., Canada plates and plates of iron and steel, &c.	f Cwt.	302,673	468,339	322,484	364,716	414,950	429,614
	£	643,483	840,335	715,677	900,379	793,967	784,574
Steel rails.	f Cwt.	1,727,334	1,781,922	2,521,310	1,654,935	2,022,968	1,749,348
	£	1,921,932	2,204,085	3,197,280	1,738,661	1,993,219	1,748,660
Steel ingots, cogged ingots, blooms and slabs, by what- ever process made billets and bars, bands, hoops, strips, &c.	f Cwt.	223,772	192,497	153,731	156,807	165,900	158,006
	£	504,747	521,956	427,816	419,336	388,110	329,024
Steel bars, rolled or ham- mered, comprising rounds and squares, shapes of rolled steel, &c., N.E.S.	f Cwt.
	£
Steel in bars, bands, hoops, scroll or strips, sheets or plates, of any size, thick- ness or width when of greater value than 2½c. per lb., N.O.P.	f Cwt.
	£
Cutlery.	£	357,160	411,897	288,508	345,203	305,884	292,758
Muskets, rifles, &c.	£	128,452	141,408	133,755	153,082	134,826	126,977

SESSIONAL PAPER No. 10

Articles of Merchandise Imported into Canada, &c.—Continued.

QUANTITIES AND VALUES.

1895.	1896.	1897.	1898.	1899.	1900.	1901.	1902.	1903.
83,281	133,495	93,438	114,601	96,939	255,145	233,984	401,306	393,905
70,149	115,530	78,406	83,256	81,283	362,463	206,975	419,543	380,034
31,845	38,413	25,975	39,490	45,384	63,484	40,245	55,023	89,069
343,964	408,561	291,859	405,419	465,387	990,810	586,983	786,433	1,291,716
169,749	193,098	128,780	202,213	298,010	721,942	1,534,659	843,905	980,145
344	347	302	551	541	411	1,474	759
136,144	128,035	91,982	176,806	206,339	217,082	285,522	200,895	313,590
4,940	4,289	3,967	5,557	7,630	9,439	10,329	12,798	14,839
117,793	113,354	100,926	120,401	159,147	214,205	202,793	246,179	331,366
1,146,690	1,286,567	1,541,661	2,083,135	2,781,529	4,119,617	4,077,372	5,079,191	6,200,142
4,415	6,543	4,095	7,059	4,823	5,649	4,947	8,285	12,221
87,969	121,195	82,354	88,494	86,614	138,494	142,590	206,908	233,904
1,650	2,228	3,224	7,843	5,807	8,460	4,616	4,094	7,047
49,858	50,396	67,475	171,962	131,141	226,380	165,960	122,840	210,085
219,424	238,164	298,165	307,895	339,161	783,770	427,599	811,956	1,023,021
250,427	270,261	338,139	332,115	365,201	1,060,618	659,740	1,146,942	1,329,077
355,807	376,567	401,235	556,062	546,163	594,075	446,774	709,894	865,905
707,869	750,140	810,180	985,973	1,184,251	1,349,269	1,105,687	1,833,804	2,197,804
972,578	1,043,511	1,833,526	2,103,562	2,076,658	2,617,646	2,514,785	2,447,356	3,672,060
838,144	1,034,578	1,443,857	1,810,605	1,714,228	2,787,866	3,929,919	2,746,222	4,256,064
20,736	33,296	45,885
18,645	35,493	48,680
118,893	139,283	179,553
222,365	317,070	320,704
.....	74,031	108,887	381,405	125,705	135,650	119,747
.....	250,453	272,386	858,296	414,963	595,299	601,479
207,573	263,118	230,187	357,762	427,137	418,458	483,499	529,511	619,824
115,810	117,960	92,753	137,040	127,288	140,336	177,309	256,969	349,393

3-4 EDWARD VII., A. 1904

No. 13.—STATEMENT of the Quantities and Values of the Principal

PRINCIPAL ARTICLES.	QUANTITIES AND VALUES.					
	1889.	1890.	1891.	1892.	1893.	1894.
Metals and minerals and mfrs. of— <i>Con.</i> Iron and steel and mfrs. of— <i>Con.</i> Tools and implements— Carpenters', coopers', cabinetmakers' and all other mechanics' tools, N. E. S. \$	240,376	234,387	236,136	291,834	310,550	251,435
All other tools, &c. \$	220,878	237,077	242,720	210,380	214,103	190,581
Tubing— Wrought iron tubes or pipes Lbs.	8,689,533	6,153,325	5,447,086	4,823,351	5,883,589	8,230,950
" " Ft.	2,802,735	2,914,412	3,471,673	3,323,213	4,039,054	3,233,778
Universal mill or rolled edge steel plate \$	244,964	297,698	510,312	426,228	389,706	359,097
Ware: stamped tinware, granite ware, enamelled iron or steel ware, &c., all kinds \$	4,584	42,042	155,206	152,220	197,240	211,353
*Wire of all kinds, N. E. S. { Cwt. 136,639 \$ 455,612	101,749	90,880	88,924	104,340	137,606	340,280
Wrought scrap iron and scrap steel, being waste or refuse, wrought iron or steel that has been in actual use, and is fit only to be remanufactured not to include cuttings or clippings which can be used as iron or steel without remanufacture { Cwt. 535,898 \$ 335,090	947,589	879,347	652,551	904,522	599,362	355,472
All other \$	2,776,038	2,692,817	2,290,524	2,297,981	2,389,902	2,023,333
Totals, iron and steel. \$	12,426,275	13,524,442	13,815,080	12,405,683	12,784,044	11,040,619
Lead and mfrs. of— Old scrap and pig { Cwt. 74,223 \$ 213,053	101,587	86,154	97,875	94,558	69,492	147,316
All other \$	74,193	88,975	82,676	63,262	73,733	56,337
Totals, lead. \$	287,246	373,221	325,110	319,602	289,128	203,653
Tin and manufactures of— Tin in blocks, pigs or bars. { Cwt. 13,951 \$ 253,092	14,126	15,629	16,153	16,778	18,844	280,088
Tin plates and sheets. . . . { Cwt. 259,448 \$ 871,856	267,634	214,683	385,924	302,619	367,378	956,813
All other \$	119,324	114,849	76,873	70,781	64,462	73,909
Totals, tin. \$	1,244,272	1,289,877	1,206,986	1,594,314	1,274,639	1,310,810
Zinc and manufactures of . . . \$	128,571	170,124	143,673	197,423	181,772	132,371

* 'Wire rigging for ships' and 'wire screens, doors and windows' not included.

SESSIONAL PAPER No. 10

Articles of Merchandise Imported into Canada, &c.—Continued.

QUANTITIES AND VALUES.

1895.	1896.	1897.	1898.	1899.	1900.	1901.	1902.	1903.
216,670	220,964	199,466	606,449	700,536	827,428	750,204	898,648	1,141,203
212,853	252,532	266,744						
7,314,568	7,723,558	6,539,472	24,846,950	32,602,990	22,524,135	15,809,023	24,660,743
156,430	176,824	135,136						
3,847,689	5,579,958	4,727,330	619,669	874,254	1,156,917	677,477	865,741	988,634
315,237	566,641	384,142						
186,457	137,885	142,957	75,668	37,656	67,610	63,571	71,861	149,379
99,845	155,624	174,131	71,936	39,434	127,524	87,598	101,682	208,018
148,910	116,850	84,974	102,420	132,903	172,140	127,057	153,871	224,924
194,974	140,863	198,304	420,756	445,900	471,294	375,762	770,625	795,939
335,106	279,364	418,078	965,962	1,157,751	1,728,803	1,413,561	2,168,239	2,232,894
433,306	306,851	157,694	903,699	556,063	772,127	358,066	720,925	861,559
218,531	179,716	91,169	491,415	292,243	635,172	239,470	519,398	668,971
1,692,237	2,005,675	2,129,988	3,843,408	4,312,634	6,464,504	5,984,935	7,002,864	8,778,399
8,881,414	10,203,052	10,785,576	17,106,207	19,848,433	29,649,178	27,107,419	33,681,625	42,156,215
67,149	72,438	66,368	89,226	115,094	60,695	84,851	122,098	97,117
139,047	173,259	162,231	263,664	284,795	203,428	96,075	102,351	66,756
62,546	82,016	97,536	113,057	142,442	178,151	190,666	181,148	185,505
201,593	255,275	259,767	376,721	427,237	381,579	236,741	283,499	252,261
24,646	20,821	19,483	24,648	28,849	22,441	29,323	31,747	25,490
214,397	209,813	249,852	292,344	306,085	580,855	697,664	598,958	728,904
260,444	338,196	375,358	457,289	331,507	502,168	543,290	544,149	605,024
681,739	923,279	919,596	1,150,741	927,036	1,683,788	1,466,965	1,528,655	1,806,643
77,092	104,898	104,610	107,437	139,383	154,137	172,449	166,530	176,968
973,228	1,237,990	1,274,058	1,550,522	1,372,504	2,418,780	2,337,078	2,294,143	2,712,515
99,274	127,537	96,735	137,207	151,467	197,080	168,600	229,054	263,524

No. 13.—STATEMENT of the Quantities and Values of the Principal

PRINCIPAL ARTICLES.	QUANTITIES AND VALUES.					
	1889.	1890.	1891.	1892.	1893.	1894.
Metals and minerals and mfrs. of— <i>Con.</i>						
Miscellaneous metals and minerals and mfrs. of—						
Ores of metals, all kinds, including cobalt ore.	Cwt. 13,186	551	17,594	39,206	20,105	349
Iron, steel or brass rolled round wire rods under 3/8 inch in diameter, and rolled copper rods 1 inch or under in diameter.	§ 1,393		3,797	7,893	3,422	165
Iron, steel or brass rolled round wire rods under 3/8 inch in diameter, and rolled copper rods 1 inch or under in diameter.	Cwt.	188,968	132,251	244,524	350,035	327,579
All other.	§	320,849	206,568	461,156	610,708	510,783
Totals, misc. metals, &c.	§	572,629	587,848	641,539	617,788	695,334
Totals, metals &c. and mfrs. of.	§	574,022	909,248	851,904	1,086,837	1,309,464
Totals, metals &c. and mfrs. of.	§	15,836,704	17,567,549	17,749,834	16,847,522	17,127,380
Musical instruments:—						
Pianofortes	f No. 1,058	637	634	604	472	283
Pianos, parts of.	§ 230,436	151,716	149,956	157,394	100,198	61,822
All other.	§ 125,273	127,753	133,449	110,699	122,508	108,188
Totals.	§ 143,332	157,887	142,972	150,625	155,263	140,184
Oils:—						
Minerals—						
Coal and kerosene, distilled, purified or refined, naphtha benzole and petroleum, N.E.S.	f Galls. 4,723,698	4,985,722	5,128,933	5,698,727	5,958,368	6,584,848
All other.	§ 490,166	517,610	501,519	474,644	436,476	424,242
Totals.	f Galls. 265,912	170,946	252,849	162,049	275,975	131,061
Fish oil.	§ 33,926	30,272	52,618	22,958	36,243	26,824
Animal, vegetable, &c., oils:—						
Cocoa nut and palm in their natural state.	f Galls. 263,530	265,462	194,910	224,401	319,824	207,116
Cotton seed, refined.	§ 88,212	112,045	87,703	107,919	128,369	79,918
Flax seed or linseed, raw or boiled.	f Galls.				381,418	664,495
Lubricating oils, composed wholly or in part of petroleum.	§				187,730	217,657
All other lubricating oil.	f Galls. 843,742	998,388	*9,425,735	*7,590,794	*5,526,035	*5,191,694
All other.	§ 314,657	375,689	479,085	341,067	234,139	253,421
Totals.	f Galls. 541,318	454,217	484,196	750,334	846,399	844,741
All other.	§ 110,171	76,229	63,470	88,571	101,327	97,931
Totals.	f Galls. 111,855	157,867	182,370	228,110	195,226	198,190
All other.	§ 41,926	68,203	77,607	87,378	76,301	73,445
Totals.	§ 183,627	244,261	414,420	347,796	236,846	167,182
Totals, oils.	§	738,593	876,427	1,122,285	972,731	964,712
Totals, oils.	§	1,330,321	1,486,442	1,807,720	1,544,575	1,543,735
Totals, oils.	§	1,330,321	1,486,442	1,807,720	1,544,575	1,543,735

* Lbs., not gallons. † Included under 'Iron and steel,' pages 190 and 191 after 1897.

SESSIONAL PAPER No. 10

Articles of Merchandise Imported into Canada, &c.—Continued.

QUANTITIES AND VALUES.

1895.	1896.	1897.	1898.	1899.	1900.	1901.	1902.	1903.
24 261	24,038	485,476 105,072	1,538,063 155,583	1,350,403 153,952	1,450,384 282,191	1,855,271 598,016	8,135,004 727,099	10,611,238 1,070,232
380,621 567,032	659,225 985,947	406,626 677,828	†	†	†	†	†	†
542,595	532,642	525,206	864,146	961,002	1,175,608	1,135,163	1,419,867	1,678,090
1,109,888	1,542,627	1,308,106	1,019,729	1,114,954	1,457,799	1,733,179	2,146,966	2,748,322
12,331,421	14,550,251	14,815,794	21,985,222	24,875,769	36,656,885	34,018,892	41,610,579	51,435,769
326 72,953	295 67,953	265 55,297	385 80,264	495 85,216	558 101,454	577 101,185	664 106,171	695 127,084
106,847 120,957	110,129 118,681	92,530 119,469	99,008 125,562	107,682 169,132	123,935 171,057	144,194 169,752	154,249 211,783	140,342 260,523
300,757	296,763	267,296	304,834	362,030	396,446	415,131	472,203	527,949
6,478,024 417,345	6,902,507 598,308	7,649,447 604,965	8,145,818 614,887	9,537,934 675,393	9,097,685 790,948	9,976,922 810,780	11,811,083 930,791	13,810,752 1,278,512
401,253 24,296	249,680 32,284	110,095 16,984	170,991 22,553	356,578 24,230	423,982 37,616	713,165 67,519	1,155,987 99,102	2,733,173 209,809
6,879,277 445,641	7,152,187 636,592	7,759,542 621,949	8,316,809 637,440	9,894,512 699,623	9,521,667 828,564	10,690,687 878,299	12,967,070 1,029,893	16,543,925 1,488,323
161,706 57,821	219,096 76,813	314,468 113,714	171,905 75,093	165,354 50,285	167,805 60,987	150,039 57,819	155,956 59,565	217,412 91,251
771,712 112,065	745,145 98,718	187,259 54,202	148,247 62,863	185,766 57,720	212,237 80,192	407,213 138,131	286,915 116,481	310,719 181,491
672,011 144,229	387,204 100,315	311,764 70,805	383,693 91,100	375,307 83,627	375,318 92,288	715,913 211,489	1,041,357 348,735	908,122 366,048
773,200 298,433	958,226 336,114	961,075 303,890	539,676 175,316	1,032,308 328,487	1,044,972 479,277	778,982 441,048	692,889 407,101	565,966 304,679
745,018 81,140	855,512 105,114	720,125 82,388	900,531 101,492	690,274 82,296	1,003,916 124,639	1,145,507 136,226	1,216,100 134,510	1,667,536 196,007
216,146 73,106	321,146 111,917	254,435 85,437	314,372 92,344	266,988 78,434	533,030 96,833	239,238 77,433	280,504 95,081	298,437 111,622
168,329	166,554	184,118	229,688	244,687	241,346	261,820	319,744	328,502
880,302	917,832	780,840	752,803	875,251	1,114,575	1,266,147	1,421,652	1,488,349
1,383,764	1,625,237	1,516,503	1,465,336	1,625,159	2,004,126	2,202,265	2,511,110	3,067,923

3-4 EDWARD VII., A. 1904

No. 13.—STATEMENT of the Quantities and Values of the Principal

PRINCIPAL ARTICLES.	QUANTITIES AND VALUES.					
	1889.	1890.	1891.	1892.	1893.	1894.
Oil cloth..... (Sq. yds.)	831,467	860,697	845,714	808,123	874,897	774,020
Optical, philosophical and mathematical instruments.....	194,855	210,674	227,997	218,210	234,178	213,679
Packages, other than P.O. packages and express parcels of small value.....	83,823	97,032	121,453	174,744	178,944	150,072
Packages, P.O. packages and express parcels of small value...	503,024	559,306	400,636	499,851	444,910	468,546
Paintings, drawings, engravings, prints and buildings plans, &c., also paintings in oil, &c. ...	317,897	381,622	417,948	417,595	528,268	715,236
Paints and colours :—	142,007	365,569	258,763	407,506	319,666	472,230
Dry white and red lead orange (Lbs.)	7,849,288	10,859,672	8,619,858	10,230,268	10,866,525	11,148,666
mineral and zinc white... (z)	292,218	381,959	339,601	349,528	364,716	359,101
All other..... (z)	340,190	326,490	292,590	295,692	310,207	278,500
Totals..... (z)	632,408	708,449	632,191	645,130	674,923	637,601
Paper and manufactures of :—						
Calendered, including writing and note paper..... (z)	240,151	253,888	229,114	234,717	218,330	147,886
Envelopes, papetries, blank book- and manufactures of paper..... (z)	437,394	456,133	400,995	431,736	429,861	387,013
All other..... (z)	454,605	525,682	521,233	546,878	546,668	484,928
Totals..... (z)	1,132,150	1,235,703	1,151,342	1,213,331	1,194,862	1,019,827
Perfumery..... (z)	97,479	94,970	100,983	93,563	106,866	100,276
Pickles and sauces..... (Galls.)	102,200	90,974	102,729	98,915	91,343	100,798
Plants and trees..... (z)	108,364	101,840	114,762	129,969	110,745	113,501
Plants and trees..... (z)	128,749	137,191	152,608	146,401	143,341	131,425
Precious stones, &c. :—						
Diamonds, unset, or diamond dust or bort and black diamonds for lovers..... (z)	206,279	110,480	73,058	55,843	101,176	169,619
All other..... (z)	18,211	34,692	21,964	12,941	21,059	21,239
Totals..... (z)	224,490	145,172	95,022	68,784	122,235	190,858
Provisions :—						
Butter..... (Lbs.)	973,843	1,633,332	462,485	513,237	273,894	884,869
..... (z)	144,249	249,100	90,975	270,857	54,943	161,396
Cheese..... (Lbs.)	7,057,171	13,611,097	10,774,948	10,254,713	8,597,661	9,056,510
..... (z)	631,593	1,194,238	900,798	924,107	780,172	822,818
Meats :—						
Bacon and hams..... (Lbs.)	3,661,120	4,423,774	2,568,694	1,028,385	671,588	503,412
..... (z)	336,089	339,424	207,980	96,116	77,191	58,444
Beef, salted, in barrel... (Lbs.)	5,091,998	7,745,026	3,875,301	3,585,528	3,599,113	3,672,424
..... (z)	206,643	299,303	148,763	149,912	145,210	158,000
Pork, barrelled, in brine. (Lbs.)	15,712,971	17,763,284	11,818,933	9,819,087	4,165,346	5,110,874
..... (z)	1,024,955	861,596	633,372	504,709	300,701	382,078

SESSIONAL PAPER No. 10

Articles of Merchandise Imported into Canada, &c.—Continued.

QUANTITIES AND VALUES.

1895.	1896.	1897.	1898.	1899.	1900.	1901.	1902.	1903.
705,470	647,997	556,297	692,167	933,049	1,106,783	1,190,456	1,283,918
187,418	189,475	153,547	222,538	298,134	355,957	423,705	450,073	563,933
130,585	154,014	154,664	220,039	246,590	268,226	249,997	294,754	304,900
428,626	426,598	453,372	536,942	570,402	663,896	699,985	710,918	781,731
748,286	679,514	745,523	897,684	1,173,579	1,373,906	1,702,573	1,697,647	1,435,262
359,177	346,669	365,778	328,566	741,765	842,073	668,965	808,648	717,328
8,636,888	11,740,254	10,420,209	12,704,447	14,378,909	14,859,143	10,307,548	15,612,031	19,247,877
277,832	368,178	351,099	449,685	511,281	638,869	462,353	603,621	759,459
253,275	308,275	264,354	318,291	368,192	399,389	464,155	547,912	616,191
531,107	676,453	615,453	767,976	879,476	1,038,258	926,508	1,151,533	1,375,650
3,236	1,800	1,335	4,539	11,774	11,477	9,385	8,571
334,336	329,273	356,389	398,741	426,480	457,381	474,178	502,739	514,873
644,629	671,361	649,094	738,716	820,232	957,447	1,313,957	1,431,485	1,605,379
982,201	1,002,434	1,006,818	1,141,996	1,258,486	1,426,305	1,797,520	1,942,795	2,120,252
101,443	114,761	103,786	103,945	115,328	124,800	149,212	143,195	170,921
107,496	122,947	150,467	200,596	213,483	291,669	295,897	291,792	439,306
100,399	106,351	125,937	173,708	184,387	245,104	242,003	233,929	313,514
137,278	130,167	103,983	69,579	76,794	88,058	102,076	127,719	146,116
239,057	292,071	464,667	328,539	382,724	451,792	611,978	728,489	884,054
39,741	99,779	61,941	78,910	81,899	178,142	153,064	135,372	370,385
278,798	391,850	526,608	407,449	464,623	629,934	765,042	863,861	1,254,439
377,025	765,656	1,643,302	3,433,922	2,334,400	2,036,992	1,445,627	782,210	530,445
60,425	132,018	256,017	546,342	428,022	606,183	335,632	179,479	141,146
10,328,476	4,298,222	7,315,529	11,557,458	8,526,408	4,481,016	5,581,664	2,421,015	1,081,255
969,497	321,082	615,845	928,600	668,082	547,443	610,127	245,489	132,374
869,624	1,564,598	2,230,907	9,997,198	7,322,764	5,275,929	6,476,014	5,491,935	2,897,415
90,506	143,618	192,268	719,942	558,403	519,996	726,225	656,024	414,444
3,246,264	2,614,043	2,530,834	1,957,732	1,701,685	2,288,281	2,277,783	2,388,866	2,115,154
136,446	110,374	91,772	88,722	85,115	107,550	108,811	123,242	121,249
3,968,230	5,552,287	3,636,221	6,526,900	8,360,710	5,804,382	6,765,294	7,064,653	5,637,990
260,792	270,826	143,401	317,487	429,022	305,568	460,277	587,784	515,704

3-4 EDWARD VII., A. 1904

No. 13.—STATEMENT of the Quantities and Values of the Principal

PRINCIPAL ARTICLES.	QUANTITIES AND VALUES.					
	1889.	1890.	1891.	1892.	1893.	1894.
Provisions— <i>Con.</i>						
Meats— <i>Con.</i>						
Dried or smoked meats and meats preserved in any other way than salted or pickled.....	Lbs. 1,023,301 \$ 94,079	1,077,421 114,744	1,297,893 141,573	1,362,974 135,283	1,501,004 143,572	1,396,585 138,515
All other provisions.....	\$ 786,370	499,010	295,830	176,807	127,400	180,553
Totals.....	\$ 3,223,069	3,548,325	2,419,291	2,257,791	1,629,189	1,901,804
Rags.....	Cwt. 95,659 \$ 231,631	1,072,068 227,400	88,019 199,795	262,030 227,488	125,676 239,434	101,858 191,660
Resin or rosin.....	Bals. 19,863 \$ 62,967	19,252 61,384	23,794 80,096	25,481 97,107	23,889 97,750	22,022 90,670
Ribbons.....	\$ 587,068	717,346	660,315	445,329	549,961	543,434
Salt.....	Lbs. 192,108,953 \$ 292,511	173,365,506 309,685	211,016,519 381,610	220,668,427 381,351	211,738,847 360,941	212,430,744 381,497
Seeds and bulbous roots :—						
Flaxseed.....	Bush. 1,454 \$ 3,351	30,832 42,521	133,203 160,616	160,616 169,741	11,713 12,637	193,017 204,720
Garden, field and other seeds for agricultural or other purposes, N.O.P., when in bulk or in large parcels.....	\$ 81,036	186,062	257,220	429,485	427,520	400,039
All other.....	\$ 612,468	259,271	48,678	134,288	51,716	59,493
Totals.....	\$ 696,855	487,854	466,514	733,514	491,873	664,252
Silk and manufactures of :—						
Fabrics.....	\$ 587,464	598,063	560,691	613,974	820,874	823,529
Handkerchiefs.....	\$ 105,174	110,884	119,274	128,908	139,731	128,167
Clothing, including corsets prior to 1898.....	\$ 124,072	175,887	200,272	196,635	300,781	282,738
Silk, raw, or as reeled from the cocoon, &c.....	Lbs. 43,910 \$ 162,373	49,040 192,824	43,428 171,940	78,245 260,299	54,619 206,325	61,147 203,040
Velvets.....	Yds. 366,842 \$ 196,920	350,605 189,660	272,200 163,102	266,126 151,683	215,664 128,577	311,098 163,193
All other.....	\$ 1,200,340	1,099,938	1,027,435	987,499	882,643	576,208
Totals.....	\$ 2,376,343	2,367,256	2,242,714	2,338,998	2,478,931	2,176,875
Soap.....	Lbs. 1,465,363 \$ 114,343	1,039,178 140,232	1,745,777 151,094	2,064,183 167,763	2,417,195 184,748	2,055,010 157,826
Spices.....	Lbs. 2,008,400 \$ 223,525	2,090,125 211,514	2,103,202 219,760	1,925,448 182,088	2,067,451 193,425	1,552,264 139,001
Spirits and wines :—						
Brandy.....	Galls. 217,082 \$ 386,577	231,146 399,862	204,463 359,158	222,346 394,575	212,027 363,543	190,031 303,386
Gin of all kinds, N.E.S.....	Galls. 541,509 \$ 193,753	581,998 222,030	390,598 155,593	406,063 174,581	486,070 182,058	428,490 157,151

SESSIONAL PAPER No. 10

Articles of Merchandise Imported into Canada, &c.—Continued.

QUANTITIES AND VALUES.

1895.	1896.	1897.	1898.	1899.	1900.	1901.	1902.	1903.
1,332,601	1,206,403	1,080,300	1,277,144	2,792,300	2,987,923	2,420,173	1,597,464	1,411,959
139,823	116,454	96,973	122,265	246,932	291,354	274,256	193,328	164,613
97,518	133,469	176,013	270,483	310,039	387,884	570,248	565,366	365,480
1,695,007	1,228,041	1,572,289	2,993,841	2,725,615	2,895,978	3,085,576	2,550,712	1,855,010
247,231	370,224	105,741	504,988	404,976	1,551,557	390,028	367,373	241,286
193,861	241,822	191,697	339,526	298,561	306,843	225,924	167,902	295,120
27,093	27,200	33,098	*108,376	*108,262	*84,972	*103,304	*132,415	*160,615
85,822	112,499	101,221	99,090	94,237	111,760	125,363	147,613	194,292
564,563	799,495	599,019	661,954	854,113	715,951	643,628	798,730	1,093,470
210,182,752	212,670,337	227,756,250	204,733,297	194,817,958	204,583,033	227,521,291	252,231,125	247,263,104
362,565	363,433	345,587	327,594	300,339	325,436	373,306	424,780	402,957
44,813	28,952	232	‡3,349,892	‡45,708,682	‡51,184,541	‡15,328,360	‡54,049,308	‡48,286,126
37,400	30,440	375	67,432	1,119,539	1,366,436	700,480	1,871,333	1,376,537
497,794	623,289	672,378	465,454	381,868	525,567	575,719	443,244	475,322
61,359	73,132	67,377	68,196	70,413	82,302	85,973	128,716	137,144
596,553	726,861	740,130	601,082	1,571,820	1,974,305	1,362,172	2,443,293	1,989,903
854,421	995,347	760,594	1,331,512	2,030,157	2,452,908	2,363,128	2,642,626	2,888,725
110,672	104,278	80,606	69,042	90,080	107,211	115,368	108,894	112,803
353,626	344,123	252,704	231,795	241,780	251,704	241,909	224,591	234,154
44,178	62,288	44,955	70,631	75,824	61,832	78,589	106,637	101,833
123,970	190,557	133,354	226,724	263,543	277,708	261,637	352,134	367,928
294,779	406,488	296,602	537,571	819,562	763,213	578,347	622,992	785,525
138,225	171,764	133,687	199,473	321,604	274,625	233,523	279,811	370,118
232,165	261,031	272,510	213,468	182,158	151,113	167,933	179,158	198,377
1,813,079	1,977,100	1,633,455	2,272,014	3,189,322	3,515,269	3,383,498	3,787,214	4,172,105
2,919,933	3,360,468	3,833,283	4,448,164	6,216,927	7,292,097	5,998,358	4,711,482	...
216,918	245,116	263,648	290,773	381,198	449,341	366,179	318,390	346,554
2,009,658	2,033,564	1,880,485	2,369,593	1,971,069	2,119,717	2,171,867	2,588,099	2,694,581
155,612	149,757	138,036	197,590	188,687	223,224	221,382	251,973	236,457
195,175	153,339	183,060	194,403	211,875	233,403	245,785	291,311	310,350
299,914	245,226	264,017	300,350	310,650	350,718	393,556	436,251	475,386
435,288	375,280	455,145	494,989	534,227	595,367	673,712	594,691	749,231
143,660	140,299	161,668	186,002	223,915	258,573	317,673	270,982	350,175

* Cwt.

† Lbs.

3-4 EDWARD VII., A. 1904

No. 13.—STATEMENT of the Quantities and Values of the Principal

PRINCIPAL ARTICLES.	QUANTITIES AND VALUES.					
	1889.	1890.	1891.	1892.	1893.	1894.
Spirits and wines— <i>Con.</i>						
Whisky	f Galls. 175,247 § 195,299	209,847 229,636	229,579 249,464	245,394 279,311	272,497 307,454	247,808 285,242
All other spirits.	f Galls. 185,053 § 97,553	165,971 191,672	131,979 101,854	176,525 135,195	196,363 120,864	156,933 94,323
Wines, non-sparkling.	f Galls. 511,728 § 411,514	568,496 464,776	487,011 406,688	467,935 412,497	446,322 367,691	488,200 344,169
" sparkling.	§ 121,910	170,917	246,752	177,990	203,448	136,942
Totals	§ 1,406,606	1,588,833	1,519,509	1,574,149	1,545,058	1,321,213
Stone and manufactures of.	§ 274,479	348,856	343,392	217,561	193,575	189,670
Sugar, syrup and molasses—						
Sugar, N.E.S.	f Lbs. 202,937,618 § 5,570,466	189,282,237 5,580,574	227,248,254 5,380,424	292,361,259 7,806,737	247,391,847 6,510,579	307,153,338 8,518,568
Molasses and syrup.	f Galls. 4,520,701 § 1,047,704	4,389,156 1,159,609	4,693,505 1,060,410	4,241,484 918,250	4,176,383 885,002	4,378,448 885,120
All other	§ 165,793	163,737	133,082	149,302	144,290	126,340
Totals.	§ 6,783,963	6,963,920	6,573,916	8,874,289	7,539,871	9,530,928
Tea.	f Lbs. 17,476,467 § 3,068,619	18,455,475 3,074,779	17,990,630 2,978,416	22,718,181 3,665,485	18,049,854 2,976,127	20,551,739 3,054,570
Tobacco and manufactures of—						
Cigars and cigarettes.	f Lbs. 88,342 § 211,192	89,998 231,114	99,070 257,123	86,529 231,091	93,439 259,215	90,133 234,011
Tobacco, unmanufactured.	f Lbs. 9,574,257 § 1,340,344	11,839,755 1,424,231	12,322,477 1,617,709	14,743,221 1,842,098	14,340,741 1,833,619	13,782,917 1,766,099
All other.	f Lbs. 169,177 § 69,374	161,911 67,796	190,431 65,819	194,211 49,648	118,816 42,433	127,171 45,013
Totals.	f Lbs. 9,831,776 § 1,620,910	12,091,664 1,723,141	12,611,978 1,940,642	15,023,961 2,122,837	14,552,996 2,135,267	14,000,221 2,045,123
Tobacco pipes of all kinds, pipe mounts, cigar and cigarette holders and cases for same, smokers' sets and cases there- for, and tobacco pouches.	§ 122,075	139,972	114,011	167,079	164,588	180,246
Turpentine, spirits of.	f Galls. 368,719 § 194,713	488,929 222,043	470,783 201,578	554,268 200,919	496,224 164,927	536,898 160,356
Umbrellas, parasols, and sun- shades of all kinds.	§ 303,336	330,144	297,872	270,117	292,349	206,021
Vegetables.	§ 205,945	272,763	238,479	244,418	210,801	231,354
Watches, and parts of	§ 575,161	653,924	507,826	396,892	402,790	348,230
Webbing	§	6,433	113,016	121,191	129,593	114,058

SESSIONAL PAPER No. 10

Articles of Merchandise Imported into Canada, &c.—Continued.

QUANTITIES AND VALUES.

1895.	1896.	1897.	1898.	1899.	1900.	1901.	1902.	1903.
280,439	306,928	244,246	308,171	376,626	431,685	484,235	477,638	531,677
293,887	311,037	317,433	422,909	523,819	618,556	699,739	681,550	803,644
182,250	171,863	181,977	206,393	312,394	271,079	273,992	295,594	346,361
94,594	85,153	73,121	93,090	128,907	161,153	167,674	159,603	172,388
415,111	397,737	368,646	407,032	407,947	467,277	464,702	488,551	520,270
310,813	289,536	249,117	273,388	292,269	344,669	353,344	359,890	375,308
107,208	125,912	142,189	191,760	240,988	249,922	234,603	238,000	224,680
1,250,076	1,197,157	1,207,545	1,467,499	1,720,548	1,983,591	2,166,589	2,146,276	2,401,581
170,804	179,245	154,876	174,100	208,202	239,993	243,012	317,860	374,713
389,445,383	272,289,188	290,527,519	261,755,049	269,599,292	319,815,422	340,291,611	391,358,949	359,788,727
8,286,472	6,054,546	6,387,934	5,238,213	6,065,129	7,554,012	7,953,340	7,905,044	6,472,935
4,259,935	4,475,616	4,646,623	3,834,022	3,953,710	4,666,677	4,446,759	5,120,870	4,141,815
854,168	953,924	817,843	612,421	813,602	1,217,027	1,071,090	921,588	818,824
122,291	120,731	110,815	161,872	171,208	243,170	320,956	275,626	244,445
9,262,931	7,129,201	7,316,592	6,032,506	7,949,939	9,014,209	9,345,386	9,102,258	7,536,204
20,595,770	22,668,171	24,344,982	20,052,264	25,102,685	24,998,726	23,095,938	19,682,053	24,072,497
3,115,324	3,252,038	3,313,048	2,726,014	3,528,807	3,611,014	3,189,567	2,977,129	3,473,052
85,682	94,588	93,683	68,179	71,058	98,064	101,265	120,382
221,935	239,331	228,881	160,212	195,929	286,742	339,019	313,543	359,311
12,422,326	10,638,389	15,816,279	5,912,802	11,950,177	9,925,775	9,284,971	11,877,862	14,778,471
1,426,525	1,464,810	2,010,107	1,061,716	1,715,451	1,731,366	1,555,851	2,029,099	2,503,517
92,485	81,127	101,175	142,878	251,051	327,068	1,108,693	316,364	332,872
35,995	34,075	47,505	62,674	116,951	139,716	277,550	156,834	178,200
12,600,493	10,814,104	16,011,137	6,123,859	12,272,286	10,350,907	12,295,491	15,231,725
1,684,455	1,738,216	2,286,493	1,284,602	2,028,331	2,157,824	2,172,420	2,490,476	3,041,028
136,910	121,943	140,611	159,271	191,890	214,057	292,895	303,683	368,603
533,202	567,923	566,482	712,949	607,090	725,328	808,037	729,035	784,013
157,486	162,348	153,483	212,103	228,995	359,675	309,339	311,773	437,058
195,607	168,297	111,470	116,835	131,238	109,890	81,864	72,224	62,041
219,985	220,560	220,563	309,142	328,332	413,149	445,385	439,397	717,866
281,231	298,861	457,927	451,061	427,198	500,018	624,000	742,558	872,753
102,297	74,306	80,577	131,788	121,624	139,750	138,700	156,738	164,393

3-4 EDWARD VII., A. 1904

No. 13.—STATEMENT of the Quantities and Values of the Principal

PRINCIPAL ARTICLES.	QUANTITIES AND VALUES.					
	1889.	1890.	1891.	1892.	1893.	1894.
Wood and manufactures of:—						
Furniture, house, cabinet or office.....	£ 290,512	354,689	318,518	336,513	312,989	276,989
Sawed boards, planks, deals, and other lumber undressed or dressed on one side only. (M. ft. £)						
Manufactures of wood, N.E.S. £	437,445	452,550	396,924	332,712	307,125	300,066
Lumber and timber, N.E.S. £	420,421	353,234	184,930	98,151	104,015	135,325
Timber, squared or sided, N.E.S. (Tons. £)						
Logs and round unmanufactured timber, N.O.P. £	360,337	256,475	859,898	232,723	266,990	685,110
Cherry, chestnut, gumwood and hickory and whitewood (M. ft. £)	3,302 68,256	3,523 107,871	4,175 130,715	4,121 119,287	5,983 190,622	6,050 207,569
Oak..... (M. ft. £)	3,531 82,184	5,822 114,417	12,244 241,023	10,636 243,093	9,859 195,742	9,547 208,928
Pitch pine..... (M. ft. £)	4,037 83,694	9,080 171,802	6,924 152,498	6,569 120,448	3,056 59,591	8,697 171,942
Walnut..... (M. ft. £)	3,812 180,881	4,342 143,373	2,421 117,908	2,749 134,700	2,152 110,412	1,574 70,835
All other..... £	741,751	992,509	768,409	800,412	827,646	735,672
Totals..... £	2,665,481	2,946,920	3,170,823	2,418,039	2,375,132	2,792,436
Wool and manufactures of:—						
Cassimeres, cloths and doo- skins..... (Lbs. £)	2,002,942 1,554,206	2,045,257 1,683,031	1,927,387 1,578,687	2,301,304 1,787,428	2,436,173 1,819,936	2,339,195 1,583,721
Coatings and overcoatings. (Lbs. £)	1,339,421 836,645	1,268,438 810,378	1,086,999 673,923	1,089,682 681,920	1,286,237 763,175	926,494 576,140
Tweeds..... (Lbs. £)	1,260,479 950,802	1,435,996 1,141,256	1,156,214 971,148	939,509 781,168	1,050,143 846,708	754,153 609,100
Flannels, including plain and checked, of all colours..... (Lbs. £)	324,116 244,305	334,995 263,913	244,499 196,376	279,539 212,362	273,791 209,305	226,993 149,259
Shirts and drawers and hosi- ery knitted goods, N.E.S. (Lbs. £)	413,700 443,567	520,222 527,047	332,127 341,818	424,390 393,965	319,591 309,029	252,988 261,822
Shawls..... £	207,373	178,136	118,834	133,386	155,181	123,887
Socks and stockings of wool, worsted, the hair of the al- paca goat, &c..... (Lbs. £)	289,027 315,192	336,926 374,978	325,727 369,556	349,837 384,431	445,277 456,173	407,267 420,588
Yarns (except mohair prior to 1899)..... (Lbs. £)	187,029 140,667	151,846 116,759	180,729 136,528	281,141 197,860	259,868 172,721	258,156 166,831
Wool not further prepared than washed, N.E.S. (Lbs. £)	10,664,166 1,605,355	8,905,261 1,729,056	7,848,802 1,398,746	10,224,086 1,694,702	10,503,645 1,651,440	7,166,253 1,085,254

+ Yards. ‡ Pairs.

SESSIONAL PAPER No. 10

Articles of Merchandise Imported into Canada, &c.—Continued.

QUANTITIES AND VALUES.

1895.	1896.	1897.	1898.	1899.	1900.	1901.	1902.	1903.
262,778	276,463	285,512	282,565	327,719	395,509	444,206	489,306	592,608
13,266	22,259	32,347	32,652	46,870	36,309	52,574	51,712	60,900
177,526	255,712	331,937	384,767	569,416	574,383	704,868	675,910	892,360
248,595	302,241	337,735	304,820	370,839	502,994	478,707	568,948	657,138
20,057	14,614	8,600	7,819	14,957	10,431	16,177	10,236	39,810
37,607	68,813	68,420	462,363	199,132	199,415	210,073	472,967	690,951
187,367	341,048	357,132	136,918	406,845	432,224	262,863	665,817	389,267
399,748	286,718	189,577	136,918	406,845	432,224	262,863	665,817	389,267
4,826	5,745	5,428	7,212	6,918	7,623	5,731	5,543	7,439
142,516	145,326	156,833	227,280	208,321	272,462	197,379	186,872	305,657
8,627	8,556	16,001	24,863	19,703	29,548	27,643	34,037	38,655
184,202	207,191	339,540	484,782	543,536	887,274	804,180	941,004	1,268,653
7,701	7,579	10,936	16,813	15,642	19,089	23,596	15,884	23,714
139,253	131,540	162,906	295,748	304,209	398,241	444,732	344,567	559,045
1,399	1,645	1,528	2,322	1,566	2,525	1,581	1,317	1,183
55,678	52,998	44,550	56,049	59,404	86,659	57,906	49,286	55,608
656,690	890,345	787,906	863,551	1,086,414	1,243,736	1,322,787	1,494,527	1,539,917
2,474,410	2,904,196	3,092,228	3,506,662	4,081,792	5,063,298	4,943,878	5,899,440	6,990,414
2,275,996	2,463,701	1,883,151	†2,172,218	†2,815,153	†2,504,211	†3,673,196	†3,823,743	†4,289,000
1,528,602	1,644,503	1,204,191	1,170,536	1,559,978	1,384,631	1,883,957	1,939,672	2,381,665
1,042,249	919,462	734,331	†947,939	†953,124	†989,364	†973,467	†1,128,595	†1,608,586
628,225	549,180	443,574	498,290	558,821	592,331	485,324	642,042	944,809
510,740	587,382	587,893	†791,388	†849,870	†1,427,821	†1,241,095	†1,874,787	†2,585,347
371,328	412,582	441,982	428,650	513,513	843,625	748,765	1,028,400	1,397,482
142,004	109,566	109,477	†360,856	†475,568	†542,522	†635,702	†824,270	†756,054
95,120	70,355	58,427	57,402	64,810	84,334	120,126	153,398	139,385
143,620	183,534	144,857	161,042	210,763	125,329	93,200	82,465	105,644
180,730	239,790	161,203	161,042	210,763	125,329	93,200	82,465	105,644
91,120	71,102	58,466	57,114	77,448	73,174	93,656	87,444	111,461
†2,790,148	†3,420,959	†2,952,295	†3,620,628	†4,640,784	†5,128,788	†3,643,572	†4,300,824	†6,206,424
402,594	503,557	415,081	488,664	648,157	635,239	526,548	572,183	887,742
479,103	343,226	347,072	462,723	735,043	909,089	1,014,563	1,481,542	2,130,610
199,988	177,150	162,156	213,195	311,861	467,311	469,864	531,062	811,153
7,750,059	8,992,244	5,704,194	11,785,899	9,413,739	8,054,699	8,574,605	10,360,738	7,994,702
1,129,389	1,215,586	878,339	1,885,489	1,335,096	1,574,834	1,292,895	1,374,054	1,239,998

3-4 EDWARD VII., A. 1904

No. 13.—STATEMENT of the Quantities and Values of the Principal

PRINCIPAL ARTICLES.	QUANTITIES AND VALUES.					
	1889.	1890.	1891.	1892.	1893.	1894.
Wool and manufactures of:— <i>Con.</i>						
All fabrics composed wholly or in part of wool, worsted, &c. &c. Yds. §	23,677,187	22,469,029	20,539,831	19,866,596	22,579,859	16,759,125
Clothing, ready-made, and wearing apparel of every description, (except knitted goods).. §	3,578,607	3,730,549	3,355,840	3,497,006	3,781,191	3,365,297
	827,402	940,876	876,151	985,181	1,125,292	1,019,345
Carpets, Brussels. { Yds. §	3,355,622	798,132	724,437	729,873	708,654	632,511
		499,070	494,109	505,313	448,733	387,048
" tapestry { Yds. §		1,311,747	1,507,162	1,574,182	1,880,160	1,669,908
		470,526	507,831	477,348	588,560	491,489
" other. { Yds. §	127,922	255,033	243,950	232,301	266,137	311,566
	63,099	79,959	79,590	82,018	83,909	83,238
Felt: pressed, of all kinds, not filled or covered by or with any woven fabric Lbs. §	316,021	350,105	240,835	371,010	394,544	414,243
All other. §	100,121	145,091	101,001	141,463	137,744	170,029
All other. §	109,031	142,728	165,847	133,847	105,039	110,566
Totals §	11,949,584	12,833,353	11,365,985	12,089,398	12,654,136	10,603,614
Miscellaneous Articles:—						
Articles imported by, and for the use of the Dominion Government or any of the Departments thereof, or by and for the Senate and House of Commons, &c., &c. §	662,389	599,503	412,209	297,473	355,806	423,658
Articles for the use in the Army and Navy. §	122,088	370,194	408,434	487,468	637,806	470,735
Articles for use in the fisheries. §	448,720	428,464	435,333	473,082	434,057	444,540
Settlers' effects. §	1,797,112	1,810,217	1,778,556	2,024,718	2,210,794	3,322,499
Coin and bullion. §	575,251	1,083,011	1,811,170	1,818,530	6,534,200	4,023,072
Total values of principal and other articles. §	115,224,931	121,858,241	119,967,638	127,406,068	129,074,268	123,474,940

SESSIONAL PAPER No. 10

Articles of Merchandise Imported into Canada, &c.—*Concluded.*

QUANTITIES AND VALUES.

1895.	1896.	1897.	1898.	1899.	1900.	1901.	1902.	1903.
13,054,410 2,661,481	15,374,555 3,183,124	12,375,023 2,537,690	3,024,634	3,377,094	3,359,856	3,099,154	3,386,593	3,754,413
830,148	846,069	820,707	972,820	1,151,674	1,151,933	1,155,914	1,211,185	1,321,563
528,914 320,910	574,078 323,958	416,245 234,911	488,278 288,315	667,393 414,688	811,104 493,789	651,578 410,847	663,991 419,655	859,698 553,057
1,233,356 369,449 219,671 76,290	1,229,215 392,781 259,106 82,960	1,074,601 333,125 140,947 49,859	1,233,475 463,559 55,092 27,196	1,444,352 468,916 71,024 32,000	1,404,427 465,648 60,945 32,193	1,410,483 469,860 68,633 42,621	1,576,839 560,122 161,461 97,137	1,848,221 658,415 374,820 260,643
325,496 116,911	348,104 125,088	402,696 128,054	463,578 183,323	449,988 178,083	432,748 173,399	488,858 182,062	565,402 192,592	613,442 214,140
114,535	151,658	127,689	274,790	277,906	330,393	228,953	345,103	348,732
9,116,820	9,989,437	8,025,454	10,135,019	11,180,808	11,728,019	11,243,746	12,623,107	15,130,302
207,522	314,767	234,811	354,367	856,451	712,133	1,646,337	2,607,664	1,407,060
552,242	473,756	1,693,511	635,482	387,930	597,643	632,616	523,954	90,820
518,891	525,141	540,626	496,047	50,380	627,528	653,968	737,400	777,938
2,540,681	2,188,975	2,233,730	2,828,675	2,805,956	3,065,410	3,740,630	4,580,481	6,442,724
4,576,620	5,226,319	4,676,194	4,390,844	4,705,134	8,297,438	3,537,294	6,311,405	8,976,797
110,781,682	118,011,508	119,218,609	140,323,053	162,764,308	189,622,513	190,415,525	212,270,158	241,214,961

3-4 EDWARD VII., A. 1904

No. 14.—STATEMENT of the Quantities and Values of the Principal Articles of Mer-
(From Canadian

PRINCIPAL ARTICLES.		QUANTITIES AND VALUES.					
		1889.	1890.	1891.	1892.	1893.	1894.
Animals, living :—							
Cattle, horned.....	{ No. 102,980 \$ 5,714,526	81,478 6,952,185	117,765 8,774,769	107,180 7,749,399	107,225 7,745,103	86,063 6,499,717	
Horses.....	{ No. 17,874 \$ 2,226,892	16,709 2,007,533	11,868 1,572,564	11,306 1,484,431	13,887 1,588,007	9,414 1,178,806	
Sheep.....	{ No. 360,939 \$ 1,276,918	316,913 1,276,999	299,587 1,150,865	331,276 1,429,067	362,455 1,288,540	234,100 849,651	
All other.....	\$ 129,876	118,384	65,357	64,071	224,717	79,008	
Totals.....	\$ 9,339,212	10,355,101	11,563,555	10,726,968	10,846,367	8,607,182	
Books, photographs, &c....	\$ 66,303	89,441	93,385	99,121	92,487	84,566	
Bread-stuffs, viz:—							
Grain :—							
Barley.....	{ Bush. 9,948,217 \$ 6,461,592	9,975,911 4,609,422	4,892,334 2,929,885	5,292,768 2,613,363	2,044,235 946,151	597,405 264,200	
Beans.....	{ Bush. 303,383 \$ 406,925	185,806 252,785	324,065 496,507	315,872 412,553	276,955 356,840	218,897 265,900	
Buckwheat.....	{ Bush. \$	594,604 277,681	511,216 277,033	
Indian corn.....	{ Bush. 4,386,259 \$ 2,191,110	6,624,746 2,999,843	3,554,255 1,803,453	2,050,656 1,340,755	2,839,209 1,527,498	10,382,630 4,955,397	
Oats.....	{ Bush. 417,906 \$ 154,119	846,895 277,805	345,647 156,846	6,440,048 2,249,932	7,278,194 2,555,322	3,359,525 1,236,570	
Pease, whole.....	{ Bush. 1,982,853 \$ 1,449,417	2,488,142 1,714,633	2,567,564 1,858,343	4,444,548 3,266,078	3,255,812 2,441,437	3,194,216 2,237,516	
" split.....	{ Bush. \$	239,971 170,279	186,801 174,282	207,535 195,381	158,536 137,198	184,530 154,005	
Rye.....	{ Bush. \$	504,967 254,897	379,912 250,440	2,597,927 2,178,761	298,589 225,331	204,334 114,351	
Wheat.....	{ Bush. 1,785,349 \$ 1,744,957	2,580,801 2,394,130	4,539,363 4,102,734	13,659,020 12,056,832	13,008,029 10,152,016	14,180,252 9,556,788	
All other.....	{ Bush. 71,261 \$ 40,083	47,756 24,0028	89,748 37,108	706,583 377,411	39,958 22,433	4,503 1,999	
Totals, grain.....	{ Bush. 18,895,228 \$ 12,451,203	23,494,995 12,688,822	16,870,689 11,899,598	35,624,957 24,691,066	29,794,121 18,641,907	32,837,508 19,063,759	
Grain products, viz:—							
Bran.....	{ Cwt. 88,376 \$ 72,080	107,398 87,153	190,474 163,788	187,688 146,126	255,648 181,152	134,564 96,549	
Oatmeal.....	{ Bush. 63,731 \$ 237,937	89,122 306,991	11,988 45,987	103,174 415,315	156,512 626,477	92,262 319,783	
Wheat flour.....	{ Brls. 156,360 \$ 769,478	149,959 661,072	313,280 1,460,300	399,118 1,860,493	431,116 1,798,878	480,275 1,842,875	
All other.....	\$ 187,773	234,138	105,648	56,980	17,328	12,220	
Totals, grain products.....	\$ 1,267,268	1,289,354	1,775,723	2,478,912	2,623,835	2,271,427	
All other breadstuffs.....	\$ 11,172	16,509	14,658	17,542	78,980	44,919	
Totals, breadstuffs.....	\$ 13,729,643	13,994,685	13,599,979	27,187,520	21,344,722	21,380,105	

SESSIONAL PAPER No. 10

chandise Exported from Canada during the Fiscal Years ended June 30, 1889 to 1903. *Returns.*)

QUANTITIES AND VALUES.

1885.	1886.	1887.	1888.	1889.	1900.	1901.	1902.	1903.
93,806 7,121,148	104,735 7,086,822	161,377 7,159,599	213,064 8,729,990	212,504 8,576,371	205,581 9,090,696	169,337 9,068,860	184,692 10,699,630	176,945 11,370,262
15,332 1,547,867	22,887 2,441,118	19,208 1,952,071	16,423 1,840,989	13,505 1,077,907	10,893 1,269,535	8,819 1,075,901	14,558 1,764,428	6,371 1,038,408
291,862 1,627,089	393,339 2,154,623	313,410 1,902,011	351,789 1,272,077	405,334 1,541,132	459,944 1,894,612	394,948 1,628,731	348,895 1,196,771	401,619 1,658,874
61,375	91,075	150,036	71,714	95,992	75,759	136,119	146,087	388,032
10,357,479	11,773,638	10,263,717	11,914,770	11,291,402	12,330,002	11,909,611	14,106,916	14,455,576
85,981	96,081	119,959	147,985	135,154	178,731	164,700	184,246	209,639
1,708,370 720,718	840,726 316,029	1,831,094 566,505	527,158 199,068	386,768 179,519	2,551,919 1,200,852	2,490,403 1,173,219	157,117 231,199	947,012 457,233
351,035 425,486	254,503 259,004	264,744 195,543	273,684 200,093	304,537 239,238	312,443 335,542	310,654 418,810	154,131 225,813	51,095 79,801
379,794 174,056	405,000 173,689	479,555 181,733	721,219 297,491	334,492 178,637	274,580 146,055	429,334 227,717	314,550 175,517	314,349 175,394
1,535,356 890,365	2,499,080 1,131,429	7,229,897 2,749,953	14,332,939 5,167,043	16,150,775 6,411,495	11,761,024 4,758,778	12,220,975 5,507,245	2,690,748 1,287,789	2,132,908 1,085,601
935,814 323,549	1,001,956 285,418	7,217,991 1,833,721	10,925,602 3,320,718	11,098,279 3,536,937	8,059,963 2,489,048	10,122,262 3,103,575	5,187,113 2,104,883	7,753,049 2,632,886
2,130,778 1,622,919	1,564,545 1,142,907	3,971,815 2,310,710	3,115,918 1,729,414	2,787,816 1,837,303	2,913,842 2,003,164	3,674,113 2,490,931	1,817,454 1,591,586	1,149,157 1,056,266
128,346 107,740	212,168 168,304	149,254 100,218	129,347 101,287	132,250 123,493	165,210 155,694	201,148 193,154	196,349 222,954	
62,942 33,003	50,228 22,822	482,157 226,000	1,540,933 827,973	896,335 572,593	569,198 335,899	1,169,096 708,156	804,013 484,073	1,205,022 701,288
11,945,658 7,326,736	13,219,302 8,007,957	13,141,338 9,265,326	23,914,628 21,933,102	17,468,559 14,013,972	22,456,517 16,368,889	18,936,252 13,622,930	36,446,357 26,410,101	38,908,923 29,088,781
7,489 2,861	269 206	1,761 546	3,256 1,433	7,539 3,926	1,907 1,260	4,190 1,954	32,039 15,985	5,450 3,299
19,185,582 11,537,433	20,047,777 11,507,765	34,799,606 17,432,255	55,514,684 33,780,632	49,567,354 27,127,113	49,066,633 27,795,181	49,558,337 27,447,691	48,099,871 32,749,900	52,556,965 35,280,549
119,137 87,259	139,472 112,568	173,849 122,370	270,684 165,848	229,340 168,120	192,567 145,206	321,175 243,215	383,601 237,178	351,663 242,100
80,263 276,316	110,577 367,550	153,865 468,399	176,821 554,759	119,986 396,568	145,867 474,991	151,851 467,807	91,706 344,332	145,036 338,149
325,329 1,119,163	244,290 895,148	481,764 1,720,351	1,254,864 5,446,016	808,605 3,145,874	771,022 2,800,347	1,121,901 4,030,746	1,086,693 3,959,135	1,288,002 4,700,651
17,589	15,875	20,641	19,782	12,575	28,660	36,729	62,020	42,397
1,500,321 24,775	1,389,141 37,224	2,331,971 43,674	6,186,405 19,916	3,723,137 79,383	3,449,204 45,508	4,778,497 60,399	4,612,665 53,318	5,523,297 53,358
13,062,529	12,934,230	19,807,900	39,986,973	30,920,633	31,289,893	32,286,587	37,115,883	40,857,204

3-4 EDWARD VII., A. 1904

No. 14.—STATEMENT of the Quantities and Values of the Principal

PRINCIPAL ARTICLES.	QUANTITIES AND VALUES.						
	1889.	1890.	1891.	1892.	1893.	1894.	
Carriages, carts, wagons, bicycles, &c.	£	34,724	24,653	34,260	73,921	63,603	96,819
Coal, coke, &c.:—							
Coal, bituminous	Tons. £	731,115 2,428,928	821,659 2,684,250	903,791 3,081,469	1,031,725 3,409,167	1,096,126 3,357,185	1,092,063 3,545,251
All other	£		39,586	67,228	52,268	52,818	37,165
Totals	£	2,428,928	2,723,836	3,148,697	3,461,375	3,410,003	3,582,416
Cordage, twine, rope, &c.	£	34,249	24,218	37,667	27,882	19,995	19,164
Cotton and manufactures of	£	221,866	174,976	230,230	403,508	436,505	614,535
Drugs, dyes, chemicals, &c.:—							
Extract of hemlock bark	Brls. £	9,689 159,039	11,250 162,042	10,979 187,176	10,173 157,753	6,398 108,085	9,254 127,692
All other	£		111,497	95,989	91,044	132,815	103,428
Totals	£	159,039	273,539	283,165	248,797	240,900	231,120
Fertilizers, &c.:—							
Phosphates	Tons. £	23,158 364,583	29,715 401,827	24,257 422,206	17,243 380,462	11,899 132,475	4,947 40,400
All other	£		4,291	5,150	8,673	7,706	31,413
Totals	£	364,583	406,118	427,356	389,135	140,181	71,813
Fish and fish products:—							
Cod, haddock, ling and pollock, dry salted	Cwt. £	733,490 3,176,975	734,167 3,049,853	768,136 3,268,012	759,324 3,365,296	739,319 3,123,739	773,909 3,497,499
Herring, pickled or salted	Brls. £	82,842 321,225	92,280 313,569	164,850 343,244	93,674 360,290	107,146 381,125	103,564 327,074
Halibut, fresh	Lbs. £	296,864 14,414	258,035 15,757	376,962 23,065	486,865 35,149	434,525 32,992	840,491 60,878
Mackerel, fresh	Lbs. £	644,805 40,371	925,536 48,459	3,737,754 156,419	1,744,027 100,690	1,668,125 73,185	1,784,076 97,069
" " pickled	Brls. £	29,659 405,524	36,995 533,824	72,803 773,780	76,333 636,881	46,954 455,963	44,096 399,515
Lobsters, fresh	Brls. £	25,189 110,835	29,359 140,639	37,781 179,425	46,602 254,694	45,441 290,966	43,559 238,325
" " canned	Lbs. £	9,288,977 1,098,992	8,064,811 1,006,291	12,001,021 1,750,768	10,242,476 1,658,467	12,991,960 1,816,725	13,825,336 2,102,925
Salmon, fresh	Lbs. £	1,128,976 125,015	992,362 112,547	1,236,566 130,838	1,145,163 126,518	1,229,553 123,716	1,424,592 134,172
" " canned	Lbs. £	6,738,473 752,821	17,925,494 2,069,874	15,935,710 1,745,110	12,368,207 1,254,586	8,219,518 870,378	24,042,111 2,386,696
Fish, all other fresh	£	603,663	577,745	608,797	687,980	787,364	799,548
All other	£	412,887	292,394	349,301	293,923	302,748	349,550
Totals	£	7,061,822	8,160,952	9,328,789	8,774,384	8,258,901	10,323,251

SESSIONAL PAPER No. 10

Articles of Merchandise Exported from Canada, &c.—*Continued.*

QUANTITIES AND VALUES.

1895.	1896.	1897.	1898.	1899.	1900.	1901.	1902.	1903.
77,253	113,344	402,216	480,288	361,936	255,638	491,300	527,726	319,695
1,204,538 3,782,696	1,125,563 3,457,465	1,221,104 3,560,827	1,182,732 3,456,059	1,231,618 3,718,826	1,743,202 4,771,441	1,952,437 5,438,903	1,849,600 4,934,260	2,005,976 5,515,363
25,295	38,285	31,654	12,981	23,374	36,673	200,930	193,185	150,226
3,807,991	3,495,750	3,592,481	3,469,040	3,742,200	4,808,114	5,639,833	5,127,445	5,665,589
51,516	150,015	119,169	152,322	141,170	183,409	175,026	256,896	165,030
601,180	823,338	960,397	578,077	464,010	483,345	654,541	1,226,679	678,940
7,796 115,894	10,258 174,819	6,125 97,483	5,862 84,289	6,522 77,607	5,356 64,405	4,795 57,321	6,059 72,240	4,815 58,359
164,183	155,143	150,497	490,720	305,780	332,587	694,937	1,009,691	1,201,200
280,077	329,962	247,980	575,009	383,387	306,992	752,258	1,081,931	1,259,559
4,189 33,810	528 5,280	23 275	256 1,090	861 9,290	149 2,285	6 120	70 1,880	1 20
32,174	36,187	36,584	46,864	52,588	51,410	37,877	61,881	116,474
65,984	41,467	36,859	47,954	61,878	53,695	37,997	63,791	116,494
833,362 3,461,678	785,368 3,150,180	785,897 2,883,004	760,517 2,700,450	696,513 2,737,434	749,943 3,041,346	733,566 2,763,360	768,371 3,199,868	814,984 3,353,361
106,831 322,249	104,361 295,219	87,568 242,316	57,820 188,712	53,123 186,873	55,908 190,011	71,215 259,731	79,557 294,024	74,204 249,479
2,291,024 102,718	1,919,417 84,681	1,988,042 104,068	1,104,534 63,415	641,163 39,826	713,703 42,796	719,250 34,099	1,352,455 53,580	119,094 7,609
1,553,617 66,887	2,770,040 100,915	1,255,245 63,761	1,488,673 63,625	1,457,770 86,540	493,482 26,950	380,336 18,134	1,916,029 66,438	860,350 22,802
41,843 397,855	21,853 281,267	17,785 193,244	12,877 154,075	13,706 169,765	11,974 156,844	40,130 283,157	45,706 356,092	20,239 235,283
40,917 306,775	42,540 340,928	33,622 330,793	38,485 336,725	31,864 367,558	29,661 305,493	49,503 301,447	33,573 365,194	33,292 398,267
12,344,534 1,837,676	14,504,499 2,149,067	11,340,039 2,079,679	11,919,634 2,291,025	11,044,785 2,321,655	10,471,838 2,372,859	11,178,647 2,283,930	10,154,587 2,149,395	11,539,142 2,591,585
1,326,425 124,615	2,309,183 222,548	2,033,876 191,888	1,556,541 135,880	935,801 93,439	1,657,603 142,238	1,569,678 141,628	2,100,351 196,896	1,609,539 161,711
20,524,350 2,009,413	22,481,633 2,536,755	27,961,895 2,856,127	41,648,579 3,430,805	25,942,171 2,407,481	37,047,280 2,885,830	35,343,449 2,889,482	49,302,654 5,012,738	23,324,288 2,589,838
708,188	904,451	781,917	843,807	834,454	1,066,500	1,213,643	1,263,011	1,139,334
309,772	300,137	276,152	354,526	363,245	405,650	492,128	607,906	666,357
9,647,826	10,366,148	10,002,943	10,563,045	9,608,270	10,636,517	10,680,739	13,567,142	11,415,626

3-4 EDWARD VII., A. 1904

No. 14.—STATEMENT of the Quantities and Values of the Principal

PRINCIPAL ARTICLES.	QUANTITIES AND VALUES.					
	1889.	1890.	1891.	1892.	1893.	1894.
Flax, hemp, jute and mfrs. of:—						
Flax..... Cwt.	17,108	21,297	21,877	38,457	34,864	27,730
Flax..... £	121,507	175,563	181,386	112,360	124,082	268,203
Tow..... Cwt.		12,990	15,565	19,014	18,338	9,599
Tow..... £		95,698	99,299	114,653	117,143	71,423
All other..... £	24,407	26,568	123		7,330	100
Totals..... £	146,214	297,829	280,808	227,013	248,555	339,726
Fruits, all kinds:—						
Apples, dried..... Lbs.	93,601	91,962	800,650	260,517	3,500,633	1,430,559
Apples, dried..... £	4,113	4,980	49,029	14,644	200,813	98,988
Apples, green..... Lbs.	771,971	378,475	451,197	691,276	1,187,673	278,313
Apples, green..... £	1,528,449	993,163	1,390,436	1,445,452	2,731,254	898,889
Berries, all kinds..... £	75,754	36,192	64,849	93,398	97,119	103,240
All other..... £	29,755	67,499	166,864	188,196	163,640	163,068
Totals..... £	1,638,071	1,101,834	1,671,178	1,741,690	3,192,826	1,174,185
Furs and skins and mfrs. of:						
Furs and skins, undressed, the produce of fish or other marine animals..... £	212,374	318,635	536,049	1,115,968	605,752	1,060,192
Furs and skins not dressed..... £	1,812,428	1,562,105	1,395,821	1,542,856	1,481,168	1,758,890
All other..... £	42,294	48,312	95,961	49,211	40,447	30,759
Totals..... £	2,067,096	1,929,052	2,027,831	2,708,035	2,127,367	2,849,841
Hay..... Tons	91,480	115,162	65,683	84,926	151,881	276,858
Hay..... £	934,082	1,068,554	559,489	800,533	1,452,872	2,601,704
Hides and skins, other than fur..... £	483,756	517,212	512,405	505,009	473,117	321,902
Leather and mfrs. of..... £	882,563	888,603	957,585	1,132,927	1,009,070	1,714,024
Linne..... £	131,166	175,184	153,265	124,152	106,105	71,171
Metals and minerals and mfrs. of:—						
Copper, all kinds, incl. Tons.	1,313	2,544	5,497	2,238	3,658	596
Copper, all kinds, incl. £	202,784	244,337	505,196	216,603	395,819	88,352
Gold and silver and mfrs. of:—						
Gold-bearing quartz, dust, nuggets, &c..... £	623,479	657,022	554,126	316,177	247,868	318,258
Silver ore..... Tons.	216½	238	309	325	418	629,655
Silver ore..... £	168,265	201,615	238,367	193,441	65,406	423,707
Totals, gold and silver..... £	791,744	858,637	792,493	509,618	313,274	741,965
Iron and steel and mfrs. of:—						
Agricultural implemts..... £	321,391	367,234	252,620	103,957	462,503	466,479
Castings, N.E.S. £	11,473	10,311	28,894	7,658	10,735	18,179

SESSIONAL PAPER No. 10

Articles of Merchandise Exported from Canada, &c.—Continued.

QUANTITIES AND VALUES.

1895.	1896.	1897.	1898.	1899.	1900.	1901.	1902.	1903.
16,692 151,567	15,390 128,887	38,022 304,652	5,710 38,737	12,673 75,140	28,344 196,769	32,140 235,080	14,645 143,531	19,304 175,268
13,863 92,148	18,379 93,195	18,835 84,728	11,281 43,847	8,536 50,566	11,749 79,619	642 4,484	3,351 23,933	555 3,943
.....	2,898	2,400	53,326	989	1,142
243,715	222,082	392,278	82,582	128,106	329,714	240,553	167,464	180,353
4,178,343 250,418	1,009,221 48,058	5,550,003 179,644	2,552,075 125,658	8,167,280 429,656	4,181,038 210,892	4,328,069 191,386	1,688,960 102,353	7,795,119 402,412
853,369 1,821,710	567,745 1,417,571	1,665,139 2,503,637	439,538 1,307,059	1,077,939 2,624,470	956,674 2,578,853	678,670 1,483,048	516,394 1,567,322	1,000,565 2,759,047
107,825	150,253	132,296	79,464	89,348	127,740	113,824	84,468	110,504
260,946	237,005	345,609	271,330	571,932	466,528	261,165	226,375	480,004
2,440,899	1,852,887	3,161,186	1,783,511	3,715,406	3,384,013	2,049,423	1,980,518	3,751,967
1,163,962	761,387	460,837	370,679	296,075	537,242	582	538,530	357,006
1,584,285	1,766,750	1,599,803	1,512,646	1,504,481	1,739,625	1,629,329	1,792,859	2,398,966
75,438	63,433	123,931	41,235	85,948	94,885	50,137	42,150	54,696
2,823,685	2,591,570	2,181,571	1,924,560	1,886,504	2,371,752	1,680,048	2,373,539	2,810,668
199,132 1,540,251	214,672 1,976,749	113,754 999,238	37,144 358,614	64,428 411,631	175,417 1,414,119	252,979 2,097,902	434,807 4,415,324	450,066 3,596,557
980,418	1,163,953	1,569,628	4,121,376	1,279,892	1,407,202	2,249,438	1,737,230	1,979,524
1,376,660	2,018,080	1,561,987	1,630,974	1,695,997	1,889,507	2,453,204	2,319,763	2,387,907
83,595	76,451	56,720	48,323	64,113	77,360	83,514	112,034	127,792
1,721 222,657	2,261 294,230	5,065 550,577	6,963 864,778	4,236 922,979	6,912 1,387,988	13,178 2,660,276	15,196 2,990,425	14,816 2,907,705
612,729	1,099,053	2,804,101	3,588,842	3,272,702	14,148,543	24,445,156	19,684,604	16,490,820
*1,116,217 651,737	*2,508,233 1,595,548	*4,097,212 2,613,173	*6,784,035 3,519,786	*4,417,422 2,630,281	*2,283,148 1,354,055	*4,022,019 2,420,750	*3,684,727 2,055,428	*3,246,776 1,804,592
1,264,466	2,694,601	5,417,274	7,108,628	5,902,983	15,502,598	26,865,906	21,740,032	18,295,412
665,667	595,277	762,262	1,444,463	1,867,223	1,693,581	1,749,565	1,820,800	2,299,292
26,938	106,162	130,887	116,439	114,405	170,569	106,579	116,513	186,215

* Ounces.

3-4 EDWARD VII., A. 1904

No. 14.—STATEMENT of the Quantities and Values of the Principal

PRINCIPAL ARTICLES.	QUANTITIES AND VALUES.					
	1889.	1890.	1891.	1892.	1893.	1894.
Metals and minerals and mfrs. of— <i>Con.</i>						
Iron and steel and mfrs. of— <i>Con.</i>						
Hardware..... <i>£</i>	100,309	96,917	93,340	106,722	102,405	154,335
Machines and mach'ry. <i>£</i>	211,429	192,276	181,027	143,045	214,466	167,934
Ores, iron..... <i>Tons.</i>	24,752	13,811	14,648	7,707	7,811	1,859
	60,289	31,376	32,582	36,935	26,114	9,026
Pig iron..... <i>Tons.</i>	5	15	34	4	85
	151	296	414	118	948
Scrap iron or steel..... <i>Cwt.</i>
	7,973	26,673	14,890	5,042	3,820	5,199
Steel and mfrs. of..... <i>£</i>	35,052	32,689	52,548	71,367	73,873	59,458
All other..... <i>£</i>	3,216	2,741	4,083	2,575	3,536	3,688
Totals, iron and steel. <i>£</i>	751,283	760,513	660,398	777,419	898,400	883,638
Lead ore and pig lead.. <i>Lbs.</i>	3,312,619
	18	2,000	5,200	2,329	65,337
Tin and mfrs. of..... <i>£</i>	10,942	36,062	15,826	15,892	13,850
Miscellaneous metals and minerals and mfrs. of:—						
Asbestos..... <i>Tons.</i>	4,648½	6,563	7,022	7,316	5,898	6,233
	323,886	444,159	513,909	514,412	396,718	340,036
Mica..... <i>Lbs.</i>	510,151	342,392
	35,633	26,932	22,312	68,466	96,900	26,553
Nickel, fine..... <i>Lbs.</i>	5,352,043	15,233,028	8,924,000	8,411,276
	240,499	617,639	427,557	808,799
All other..... <i>£</i>	204,856	161,507	104,158	145,204	172,261	123,811
Totals, misc. metals, &c <i>£</i>	564,375	632,598	880,878	1,345,721	1,093,436	1,299,199
Totals, metals, &c... <i>£</i>	2,310,204	2,509,027	2,875,027	2,870,387	2,719,150	3,092,410
Musical instruments:—						
Organs..... <i>No.</i>	4,034	4,628	5,677	5,686	3,816	2,362
	288,596	291,889	348,958	342,297	268,905	210,588
All other..... <i>£</i>	35,182	46,558	60,924	65,782	52,298	65,730
Totals..... <i>£</i>	323,778	338,447	409,882	408,079	321,203	276,318
Oils, all kinds..... <i>£</i>	79,147	68,997	58,143	78,590	102,397	74,035
Oil cake..... <i>Cwt.</i>	65,796	51,658	93,462	159,206	101,250	174,664
	63,102	62,507	118,167	187,086	336,714	205,561
Provisions:—						
Butter..... <i>Lbs.</i>	2,217,986	3,189,083	3,964,844	7,141,832	7,057,194	5,653,942
	392,655	526,654	624,640	1,273,094	1,300,199	1,114,712
Cheese..... <i>Lbs.</i>	98,364,585	107,489,877	117,416,051	128,410,730	142,311,925	163,673,885
	9,517,250	10,523,946	10,434,239	12,554,286	14,157,555	16,267,309
Eggs..... <i>Doz.</i>	14,028,893	12,844,610	8,022,935	7,935,206	6,805,432	5,141,588
	2,159,510	1,795,913	1,160,359	1,089,823	868,007	714,056
Meats:—						
Bacon and hams..... <i>Lbs.</i>	4,099,008	7,725,644	8,490,423	13,181,205	18,504,347	28,510,556
	384,752	647,296	693,046	1,234,652	1,970,518	2,938,551

SESSIONAL PAPER No. 10

Articles of Merchandise Exported from Canada, &c.—Continued.

QUANTITIES AND VALUES.

1895.	1896.	1897.	1898.	1899.	1900.	1901.	1902.	1903.
133,173	92,087	123,246	180,774	158,834	325,164	124,455	96,988	82,751
188,950	292,700	228,311	339,473	437,761	686,094	678,304	584,369	737,019
4,729	14	1,320	260	1,849	4,327	59,501	525,983	293,510
43,088	35	2,492	402	4,968	7,689	153,957	1,303,901	733,230
259	2,078	2,865	2,435	2,194	6,598	6,260	113,438	20,204
6,202	46,905	68,112	61,575	50,840	149,156	131,131	1,119,287	264,132
7,557	9,109	5,042	22,526	40,881	39,016	162,217	226,317	181,527
51,489	57,060	48,539	58,880	119,097	274,599	140,603	231,170	133,661
3,811	42,979	28,303	28,650	23,150	134,042	607,426	729,729	2,399,852
					21,614	25,517	24,697	12,997
1,126,875	1,242,314	1,397,195	2,253,182	2,817,159	3,462,508	3,717,537	6,027,454	6,849,149
18,058,806	20,301,428	30,123,504	43,957,021	34,058,294	20,165,301	65,602,338	30,615,140	16,277,956
333,763	408,625	524,181	1,008,117	895,769	688,691	2,517,084	889,369	384,077
17,274	39,532	32,339	47,287	27,823	71,244	59,151	98,247	90,953
8,605	9,588	10,969	18,438	14,520	18,164	26,895	33,072	30,661
493,325	482,679	510,917	510,708	453,176	490,909	868,873	1,131,202	955,405
771,097	558,419	479,016	511,336	1,186,185	1,079,353	979,258	997,165	1,393,820
47,469	55,627	61,998	69,572	148,239	136,352	149,588	242,310	327,894
8,012,586	6,996,540	7,527,472	14,960,996	14,428,063	13,493,239	9,537,558	3,883,264	9,032,554
599,568	486,651	498,515	970,531	994,537	1,040,498	958,365	834,513	878,159
149,224	165,933	140,814	413,814	256,090	370,671	661,305	843,368	1,087,153
1,289,586	1,190,890	1,212,244	1,964,625	1,852,042	2,038,430	2,638,131	3,051,393	3,248,611
4,254,621	5,870,192	9,133,810	13,246,647	12,418,755	23,150,859	38,458,085	34,796,920	31,775,907
4,245	4,868	5,798	5,595	7,621	8,104	8,144	7,688	6,299
255,924	285,172	343,800	312,923	401,334	440,147	458,506	394,689	349,684
54,923	69,088	63,524	57,038	69,629	77,382	97,014	84,164	84,337
310,847	354,260	407,324	369,961	470,963	517,529	555,520	478,853	434,021
75,382	87,245	140,224	79,290	63,643	64,241	74,250	179,395	115,926
78,492	97,571	137,576	162,150	104,916	211,399	176,712	185,229	257,411
94,224	121,424	195,039	198,875	143,861	224,162	183,347	205,793	289,945
3,720,245	6,237,349	12,555,577	14,355,405	22,107,756	26,980,607	16,656,279	27,889,907	34,146,917
709,126	1,118,768	2,253,481	2,523,664	4,025,405	5,429,563	3,355,197	5,667,150	6,958,906
155,780,972	169,180,407	171,402,193	208,094,410	198,112,385	192,573,261	200,385,432	202,873,739	229,737,916
15,118,894	14,283,825	15,262,750	18,486,168	17,401,436	20,483,981	21,123,251	19,870,072	24,776,406
6,500,818	6,520,680	7,476,636	10,369,996	9,652,512	10,187,966	11,363,914	11,639,755	7,415,148
807,991	807,090	973,479	1,255,304	1,267,063	1,457,942	1,692,296	1,736,141	1,441,254
40,134,054	53,740,970	69,129,768	85,407,044	116,662,437	135,036,495	105,581,967	107,987,881	141,997,251
3,806,714	4,382,465	5,843,800	8,046,367	10,417,771	12,758,525	11,783,264	12,404,990	15,912,194

3-4 EDWARD VII., A. 1904

No. 14.—STATEMENT of the Quantities and Values of the Principal

QUANTITIES AND VALUES.

PRINCIPAL ARTICLES.		1889.	1890.	1891.	1892.	1893.	1894.
Provisions— <i>Con.</i>							
Meats— <i>Con.</i>							
Beef.....	Lbs.	707,076	512,030	568,015	442,373	742,766	3,002,404
	£	36,519	23,596	25,161	19,302	35,104	173,707
Pork.....	Lbs.	536,597	663,349	562,737	810,736	1,402,435	1,451,422
	£	35,765	37,113	29,826	40,352	122,209	85,633
Meats, canned.....	Lbs.	382,806	1,165,996	2,774,536	6,398,942	10,141,774	7,830,708
	£	30,929	109,103	271,994	631,584	1,006,398	730,744
All other.....	£	140,627	134,069	71,936	63,030	121,495	162,518
	£	12,698,007	13,797,690	13,311,201	16,906,123	19,581,485	22,187,236
Seeds and bulbous roots :—							
Clover and grass seed.....	Bush.						88,586
	£	164,433	176,741	355,269	473,644	235,084	595,875
Flax seed.....	Bush.	8,284		92			397
	£	7,637		350			205
All other.....	£	3,954	6,175	3,073	2,766	5,844	7,507
	£	176,044	182,916	358,692	476,410	240,928	603,587
Slips.....	No.	38	35	35	56	42	43
	£	303,587	484,148	280,474	506,747	363,916	243,429
Spirits and wines :—							
Whiskey.....	Galls.	10,499	13,664	20,776	37,378	56,469	77,277
	£	18,840	26,825	46,736	90,241	140,834	176,816
All other.....	£	21,717	33,007	52,405	29,408	42,382	39,037
	£	40,557	59,832	99,141	119,649	183,216	215,853
Stone and manufactures :—							
Gravel and sand.....	Tons.	250,328	329,648	324,120	229,771	334,034	302,765
	£	42,067	60,359	63,326	60,285	117,760	96,853
Gypsum, crude.....	Tons.	176,875	175,111	172,496	178,518	176,489	162,412
	£	189,491	193,899	184,977	194,304	178,979	160,082
All other.....	£	92,441	114,750	94,540	85,640	104,677	81,638
	£	323,999	369,008	342,843	340,229	401,416	338,573
Sugar molasses, &c.....	£	70,065	111,176	146,253	187,041	475,529	177,266
	£	242,699	230,334	245,481	1,163,841	494,860	648,142
Tea.....	Lbs.	44,830	43,863	47,466	211,714	78,317	110,452
	£	105,384	85,998	58,552	68,111	129,007	225,609
Tobacco and mfrs. of.....	£	105,384	85,998	58,552	68,111	129,007	225,609
	£	975,851	1,458,797	3,668,729	586,196	1,112,838	1,097,576
Potatoes.....	Bush.	287,763	495,745	1,693,674	295,421	421,958	397,992
	£	70,224	104,899	103,691	80,980	147,511	128,714
All other.....	£	70,224	104,899	103,691	80,980	147,511	128,714
	£	357,987	600,644	1,797,365	376,401	569,469	526,706

SESSIONAL PAPER No. 10

Articles of Merchandise Exported from Canada, &c.—*Continued.*

QUANTITIES AND VALUES.

1895.	1896.	1897.	1898.	1899.	1900.	1901.	1902.	1903.
6,062,335 452,906	597,673 28,957	1,871,120 80,416	1,086,985 61,699	506,360 31,443	3,037,780 228,983	9,859,786 820,337	4,470,894 421,473	2,568,716 218,314
1,057,036 67,541	2,281,744 107,887	1,391,898 52,222	2,229,820 80,760	2,479,391 73,257	1,461,650 63,262	879,422 59,944	780,815 68,896	1,461,492 134,818
3,471,638 319,868	9,368,867 820,605	6,019,291 330,124	2,424,364 225,089	1,236,761 104,718	2,892,412 312,290	3,754,009 423,045	8,650,930 882,191	5,786,757 619,911
213,014	155,097	430,923	466,574	265,860	296,966	629,115	412,575	507,639
21,496,054	21,704,694	25,232,195	31,145,625	33,586,953	41,031,513	39,886,449	41,463,488	50,569,442
201,584 834,558	99,614 418,754	95,518 412,450	121,940 445,529	203,906 747,998	110,919 360,628	135,693 595,834	303,119 1,304,048	184,807 957,307
65,152 71,308	65,007 46,599	147,164 125,392	94,602 86,568	825,774 826,843	747,361 1,039,689	168,743 257,377	676,201 1,013,967	412,196 581,667
26,608	14,842	14,486	5,679	10,718	6,643	13,248	19,778	4,857
982,474	480,195	552,328	531,776	1,585,559	1,406,960	866,459	2,337,793	1,543,831
31 172,563	57 99,392	30 105,164	39 191,069	15 127,181	29 205,618	5 66,468	13 177,333	13 167,507
118,595 327,933	134,755 377,863	155,902 444,756	100,010 268,675	123,687 343,786	147,956 402,473	161,729 440,688	163,833 462,217	169,345 525,603
25,155	28,201	31,214	20,722	16,051	16,958	68,041	98,264	108,066
353,088	406,067	475,970	289,397	359,837	419,431	508,729	560,481	633,669
301,944 90,093	286,139 119,847	188,558 75,136	165,643 80,952	179,134 93,492	251,260 102,151	197,065 108,509	169,734 119,421	255,596 128,577
160,898 156,897	200,857 205,641	180,540 183,376	180,350 153,515	163,719 166,222	233,395 236,065	172,220 185,417	268,480 273,335	299,633 307,398
97,752	95,777	89,035	95,391	102,645	155,771	209,120	209,196	168,432
344,742	421,265	347,547	369,858	362,359	493,987	503,046	601,952	604,407
443,654	126,013	177,746	144,213	144,557	120,171	154,597	129,207	230,488
953,532 132,949	319,665 54,246	3,462,975 425,897	1,695,172 277,388	1,226,519 195,125	1,581,751 266,866	1,425,616 258,137	1,532,716 280,351	1,859,820 390,300
191,284	230,961	489,215	197,475	177,167	158,460	413,74	198,606	326,782
1,379,043 527,382	596,635 227,606	770,396 246,140	1,450,078 633,927	651,335 315,527	680,527 330,309	891,154 366,410	1,333,554 689,860	662,634 389,095
137,424	109,205	132,596	106,915	152,597	176,207	197,955	315,191	175,594
664,806	336,811	378,736	740,842	468,124	506,516	564,365	1,005,051	564,689

3-4 EDWARD VII., A. 1904

No. 14.—STATEMENT of the Quantities and Values of the Principal

PRINCIPAL ARTICLES.	QUANTITIES AND VALUES.						
	1889.	1890.	1891.	1892.	1893.	1894.	
Wood and manufactures of:—							
Wood, unmanufactured:—							
Firewood	Cords.	157,505	133,271	147,789	179,158	181,417	149,078
	£	340,030	281,298	314,870	370,301	354,429	287,036
Hop, hoop, telegraph and other poles,	£	97,534	92,326	144,396	83,581	114,030	71,789
Logs:—							
Elm,	M. ft.	27,294	28,413	27,470	34,116	33,615	23,560
	£	136,754	144,935	155,503	208,709	219,065	152,221
Pine,	M. ft.	10,839	32,144	36,699	73,963	127,101	279,707
	£	94,287	261,626	313,281	651,540	1,057,345	2,459,354
Spruce,	M. ft.	20,403	26,082	28,494	23,434	21,103	17,930
	£	138,763	157,112	158,334	141,168	123,254	107,282
Other,	M. ft.	35,328	16,896	12,801	18,369	16,812	19,363
	£	207,290	118,856	103,098	114,596	117,890	142,990
Lumber:—							
Beads, pine,	St. hd.	57,558	94,366	82,116	64,964	70,130	65,843
	£	2,313,217	3,803,539	2,923,107	2,431,714	3,116,924	2,768,238
— spruce and other,	St. hd.	186,779	215,646	210,513	179,724	195,337	219,730
	£	4,900,332	5,871,470	5,497,590	4,602,919	5,063,678	5,567,739
— ends,	St. hd.	19,133	10,683	11,191	12,051	12,190	16,614
	£	244,373	338,973	281,098	296,708	295,478	484,324
Latls, palings and pickets,	M.	325,339	337,034	353,853	318,153	367,427	357,134
	£	489,736	477,009	520,045	474,717	608,336	552,171
Planks and boards,	M. ft.	746,776	713,436	807,859	740,786	878,866	669,960
	£	8,618,306	8,104,577	8,963,434	8,353,055	9,904,491	7,964,970
Joists and scant- ling,	M. ft.	21,395	20,448	21,441	17,561	22,203	22,543
	£	167,842	170,424	174,882	138,478	191,127	187,438
Staves and headlins,	£	410,194	410,769	419,586	462,911	615,064	641,460
Other lumber, N. E. S.	£	957,021	884,920	551,433	398,167	905,458	459,331
Shingles,	M.	238,681	216,357	273,844	347,867	417,116	388,586
	£	496,815	460,742	578,083	719,548	849,471	754,743
Sleepers and railroad ties,	Pcs.	2,406,648	1,696,566	1,612,659	1,467,839	1,411,901	891,254
	£	484,682	346,401	339,685	261,036	215,150	131,765
Timber, square:—							
Birch,	Tons.	19,710	28,370	25,270	29,363	26,698	16,808
	£	160,331	234,634	204,577	235,277	212,090	127,591
Elm,	Tons.	15,084	18,365	15,634	16,213	15,504	10,692
	£	198,173	256,165	204,236	219,762	208,011	143,809
Oak,	Tons.	28,830	40,761	26,813	25,298	27,102	25,857
	£	610,845	860,130	553,272	486,216	580,745	579,537
Pine, red,	Tons.	10,735	10,347	9,083	7,131	8,044	6,849
	£	107,522	105,549	83,340	62,041	78,130	74,458
— white,	Tons.	150,784	175,265	145,686	123,994	105,789	109,517
	£	2,030,526	2,698,965	2,052,060	1,645,711	1,481,155	1,571,731

SESSIONAL PAPER No. 10

Articles of Merchandise Exported from Canada, &c.—Continued.

QUANTITIES AND VALUES.

1895.	1896.	1897.	1898.	1899.	1900.	1901.	1902.	1903.
115,568	118,720	96,218	79,972	70,741	67,203	44,251	43,873	48,858
222,189	222,389	173,921	140,897	123,711	117,751	90,905	91,507	115,769
39,730	50,563	61,232	36,126	55,182	48,872	68,720	103,981	57,910
34,141	18,961	11,987	8,483	6,401	10,127	26,818	6,978	1,731
205,084	124,988	77,978	53,784	44,687	74,721	193,749	54,245	15,517
212,251	157,449	218,100	186,049	161,927	50,365	31,381	15,242	11,705
1,860,725	1,423,989	1,832,352	1,616,671	1,398,454	494,311	285,798	175,684	139,406
25,095	15,182	19,693	5,526	8,143	9,711	32,362	8,275	7,142
90,990	86,075	107,073	33,885	49,769	63,678	235,826	63,555	59,781
12,245	13,635	12,862	10,583	8,760	18,223	47,229	45,262	31,262
76,616	96,269	108,699	95,977	76,792	128,526	340,238	272,356	219,854
61,108	84,517	68,157	78,786	92,373	71,890	70,992	66,247	87,341
2,369,027	3,061,537	3,313,357	3,885,448	4,193,628	3,286,598	2,857,822	3,167,383	3,653,917
208,068	223,432	262,946	292,743	295,355	307,637	338,593	242,636	251,806
5,271,898	5,579,746	7,094,485	7,918,366	7,848,437	8,287,960	8,174,304	7,451,148	8,315,454
16,670	17,911	19,628	22,224	20,830	19,766	26,108	15,273	17,208
464,260	520,646	637,193	641,068	770,458	564,869	681,384	472,015	551,769
362,654	427,653	433,234	339,605	332,998	355,705	326,725	480,972	483,632
495,860	528,395	515,276	376,281	432,323	532,106	605,693	840,714	1,041,129
670,972	818,643	1,074,537	515,277	649,299	842,721	737,187	934,197	954,337
7,441,256	8,513,710	10,832,185	5,625,391	6,885,762	9,618,526	9,400,469	12,570,849	14,068,846
22,627	45,129	49,996	31,584	29,118	26,402	42,075	38,167	44,398
184,680	402,454	437,974	246,273	234,968	235,664	389,233	367,965	451,194
638,272	701,983	699,431	401,583	527,131	549,816	440,083	301,047	284,412
639,049	688,332	342,009	277,953	374,591	561,239	494,448	375,140	554,272
362,205	465,736	683,680	565,839	564,017	609,209	623,419	781,160	798,277
689,613	899,547	1,201,562	994,438	976,361	1,131,506	1,146,150	1,525,386	1,610,143
881,143	1,287,661	1,325,938	701,810	529,068	1,297,003	839,275	868,800	970,332
130,208	213,622	229,780	101,191	84,305	221,906	152,940	182,198	210,948
14,841	27,076	24,250	16,205	26,161	24,857	25,588	10,817	19,663
111,305	228,876	194,080	143,623	204,186	229,554	223,380	107,861	204,690
12,572	16,291	12,107	16,009	15,327	13,694	15,688	13,119	14,045
163,866	209,409	170,689	222,529	221,663	205,131	273,579	248,296	305,090
18,719	29,043	31,313	33,841	25,640	19,531	15,787	15,379	17,095
411,476	614,028	540,288	740,502	557,592	405,608	317,286	356,913	434,141
3,510	8,865	4,932	5,834	5,259	5,600	8,933	2,281	10,857
34,688	108,436	52,439	62,011	61,061	65,601	143,530	30,922	219,991
75,532	93,990	92,503	101,533	97,693	76,549	50,645	47,686	58,632
1,125,837	1,570,652	1,352,669	1,764,074	1,356,654	1,254,457	916,452	923,795	1,310,557

3-4 EDWARD VII., A. 1904

No. 14. STATEMENT of the Quantities and Values of the Principal

PRINCIPAL ARTICLES.		QUANTITIES AND VALUES.					
		1889.	1890.	1891.	1892.	1893.	1894.
Wood, and manufactures of:— <i>Con.</i>							
Wood, unmanufactured— <i>Con.</i>							
Timber, square— <i>Con.</i>							
Other	Tons.	9,149	14,419	9,595	8,998	8,533	12,148
	z	133,747	208,682	143,638	198,280	194,693	152,696
Wood for pulp.....	z		80,005	188,998	219,458	386,092	393,260
All other wood, unmanufactured	z	999,288	813,790	873,129	845,214	799,799	618,774
Totals, wood unmanufactured	z	24,337,608	27,182,897	25,741,675	23,519,017	27,511,905	26,394,727
Wood manufactured:—							
Household furniture.....	z	198,549	182,462	149,188	68,162	177,197	144,792
Doors, sashes and blinds	z	52,889	69,474	86,450	123,144	130,349	158,196
Matches & match splints	z		114,712	168,237	196,184	204,410	216,038
Wood pulp	z		168,228	280,619	355,303	455,893	547,836
All other wood manufac'd	z	476,914	384,494	395,596	405,090	361,327	318,853
Totals, wood manufac'd	z	728,352	919,370	1,071,999	1,141,833	1,329,176	1,385,625
Totals, wood and manufactures of	z	25,065,960	28,102,267	26,812,765	24,666,900	28,841,081	27,780,352
Wool and manufactures of:—							
Wool, raw	Lbs.	1,037,922	1,105,192	1,131,802	932,584	1,168,834	82,197
	z	221,095	248,801	247,910	204,018	228,311	16,332
Woollens.....	z	61,862	51,220	67,472	197,446	51,689	47,723
Totals	z	282,957	300,021	315,382	311,464	280,000	64,055
Coin and bullion.....	z	1,978,256	2,439,782	946,927	1,809,118	4,133,698	1,839,380
Total values of principal and other articles.....	z	89,189,167	96,749,149	98,417,296	113,963,375	118,564,352	117,524,949
Aggregate trade							
Imports	z	115,224,931	121,858,241	119,967,638	127,406,068	129,074,268	123,474,940
Exports	z	89,189,167	96,749,149	98,417,296	113,963,375	118,564,352	117,524,949
Grand totals.....	z	204,414,098	218,607,390	218,384,934	241,369,443	247,638,620	240,999,889

SESSIONAL PAPER No. 10

Articles of Merchandise Exported from Canada, &c.—*Concluded.*

QUANTITIES AND VALUES.

1895.	1896.	1897.	1898.	1899.	1900.	1901.	1902.	1903.
7,603	9,466	5,894	4,745	5,389	15,631	17,497	7,328	6,092
93,603	120,999	83,948	76,343	80,584	101,694	247,747	103,818	98,764
468,359	627,865	711,152	912,041	842,086	902,772	1,397,019	1,315,038	1,558,560
777,386	620,352	567,556	578,958	603,113	733,568	1,078,911	895,299	891,669
24,005,977	27,214,802	31,337,328	26,945,413	28,003,498	29,815,834	30,155,686	31,997,115	36,313,783
99,150	78,607	127,752	248,317	356,490	382,623	241,826	285,276	378,093
139,402	190,004	285,161	324,610	378,206	299,359	194,168	303,687	331,976
172,159	195,987	151,276	195,779	257,981	103,961	89,130	51,704	112,048
590,874	675,777	741,959	1,210,923	1,274,376	1,816,016	1,938,246	2,046,406	3,150,943
326,574	451,622	492,853	438,045	610,079	580,378	542,301	550,015	581,173
1,328,159	1,591,997	1,709,001	2,417,674	2,877,132	3,182,337	3,005,671	3,237,088	4,554,233
25,334,136	28,806,799	33,046,329	29,363,087	30,880,630	32,998,171	33,161,357	35,234,203	40,868,016
5,532,821	3,970,700	7,857,657	1,172,034	91,391	2,213,863	1,152,661	1,973,772	2,527,450
1,057,376	832,797	1,444,445	201,481	14,601	420,776	197,581	302,245	382,935
94,464	80,916	76,166	41,656	37,255	61,790	76,556	81,489	64,222
1,151,840	913,713	1,520,611	243,137	51,856	482,566	274,137	383,734	447,157
4,325,319	4,699,309	3,492,550	4,623,138	4,016,025	8,657,168	1,978,489	1,669,422	619,963
113,638,803	121,013,852	137,950,253	164,152,683	158,896,905	191,894,723	196,487,632	*211,640,286	*225,849,724
110,781,682	118,011,508	119,218,609	140,323,053	162,764,308	189,622,513	190,415,525	212,270,158	241,214,961
113,638,803	121,013,852	137,950,253	164,152,683	158,896,905	191,894,723	196,487,632	*211,640,286	*225,849,724
224,420,485	239,025,360	257,168,862	304,475,736	321,661,213	381,517,236	386,903,157	423,910,444	467,061,685

* After 1900, no estimate is made of the amount short reported in exports to United States.

SESSIONAL PAPER No. 10

U. S.	90,067	102,206	110,152	89,107	108,324
O. C.	96,292	103,208	110,246	89,188	108,362
Books, periodicals and all other printed matter	222,365	203,496	227,441	156,307	233,209
U. S.	635,089	732,175	792,317	828,495	950,639
Australasia	29	3	8	10	29
Belgium	1,366	491	1,296	2,813	1,562
China	318	177	121	533	212
France	35,723	40,333	40,291	46,223	62,284
Germany	20,742	23,115	27,464	17,289	23,062
Holland	203	4	33	14	198
Italy	1	20	481	27	2
Japan	156	125	236	181	71
Newfoundland	21	45	225	642	1,147
Russia	38	6	1,790	69	81
Switzerland	6	77	28	25	12
O. C.	62	13	15	57	85
			676	1	93
	376,081	470,291	1,089,230	1,091,625	1,273,608
Breadstuffs:—		565,696	574,371	574,334	683,440
Arrowroot, biscuit, rice, macaroni, rice flour, &c.	121,976	284,581	185,870	162,702	249,865
U. S.	156,229	182,750	213,621	382,247	411,944
Australasia	73	103	15	130	232,446
Belgium	86,838	33,420	144,929	165,164	215
B. E. Indies	1,295	2,762	874	361	79,245
B. W. Indies	118,351	101,801	129,395	121,111	24,348
China	15,054	14,453	12,924	17,210	4,336
France	377	16	262	1,500	401
Germany	1,249	402	114	550	70,211
Holland	91	41,736	925	8,238	17,923
Hong Kong	4,400	4,613	4,735	91,247	113,652
Italy	138,987	38,234	117,636	365	611
Japan	292	213	385	365	1,206,797
O. C.	643,442	707,921	811,678	901,841	6,651
	998	2,956	652	4,382	43
Grain of all kinds, including corn for ensilage and salvage	7,944,681	8,967,737	7,857,775	7,917,883	6,683,048
U. S.	377	603	671	492	529
China	318	1,388	239	256	1,032
France	245	317	982	22	6,226
Germany	30	263	135	930	882
Japan			306	234	4,568
O. C.	7,916,649	8,967,732	7,860,454	7,924,219	6,647,764
		5,503,724	6,484,896	2,481,744	3,251,033
				2,481,744	3,251,033

SESSIONAL PAPER No. 10

Bristles.....	25,009	29,656	30,201	26,340	46,263
U. S.	35,032	37,347	23,170	38,689	42,454
France	2,182	1,940	544	4,216	1,320
Germany	11,850	15,162	6,776	9,675	2,351
O. C.	67				
	74,140	84,105	60,691	78,920	92,388
Broom corn.....	102	8,974	200,440	202,487	163,231
U. S.	108,149	125,360	2,337		
O. C.	408,251	134,384	212,037	202,487	163,231
Brooms and brushes.....	15,272	16,013	16,070	19,432	18,916
U. S.	65,385	83,440	73,462	96,884	115,118
Austria-Hungary.....	1,800	895	3,029	2,145	3,050
China	92	95	206	65	53
France	44,257	57,362	64,169	64,678	66,678
Germany	29,093	28,309	26,673	32,484	31,820
Japan	3,386	4,621	1,337	6,937	13,342
O. C.	62	179	25	18	32
	159,547	191,004	194,833	222,236	248,819
Buttons and material for manufac- ture of.....	30,451	33,023	1,117	36,728	48,956
U. S.	71,351	86,646	1,476	86,666	110,153
Austria-Hungary.....	16,940	24,033	14,617	27,187	49,780
Belgium.....	632	8	141	149	149
France	8,392	10,655	186	30,477	45,559
Germany	20,221	31,111	860	37,334	70,683
Italy	504	247	1,131	212	174
O. C.	13	292	211	431	620
	149,304	186,013	3,639	219,035	326,074
		1,241	176,965	4,219	4,078
Candles.....	6,141	10,534	11,891	12,636	13,048
U. S.	69,733	48,006	100,900	80,702	82,244
France	203	199	750	661	28
Germany	172	798	583	426	897
Japan	4	18	3,221		
O. C.	13	15	208	1	3
	76,266	59,612	114,350	97,047	96,220

3-4 EDWARD VII., A. 1904

No. 15.—STATEMENT (by Countries) of the Values of the Principal Articles, both Dutiable and Free, Imported, &c.—Continued.

ARTICLES IMPORTED.	Countries.	1899.		1900.		1901.		1902.		1903.		
		Dutiable.	Free.	Dutiable.	Free.	Dutiable.	Free.	Dutiable.	Free.	Dutiable.	Free.	
												£
Carpets and squares, mats and rugs, N. E. S.	G. B.	121,609	..	179,996	..	220,133	..	214,711	..	137,229	..	
	U. S.	36,508	..	31,665	..	21,331	..	26,655	..	33,456	..	
	Austria-Hungary.	10	..	2,140	..	898	..	1,334	..	2,730	..	
	B. E. Indies.	739	..	5,328	..	16	..	3,059	..	1,800	..	
	B. W. Indies.	1,001	
	China.	5,493	..	2,151	..	4,202	..	1,739	..	8,006	..	
	France	373	..	1,156	..	1,099	..	3,635	..	174	..	
	Germany	5,614	..	5,312	..	6,233	..	9,097	..	13,022	..	
	Italy.	750	..	148	..	11	..	
	Japan.	13,843	..	33,712	..	31,792	..	50,475	..	48,658	..	
	Persia	6,080	1,866	..	300	..	300	..	200	..
	Turkey	6,586	..	6,243	..	1,760	..	650	..	489	..	
	O. C.	471	..	26	..	161	..	62	..	695	..	
		197,326	..	271,733	..	291,174	..	312,488	..	247,610	..	
Carriages.	G. B.	17,375	..	8,111	..	27,614	..	16,510	..	21,211	..	
	U. S.	1,335,588	..	1,333,913	..	1,045,688	..	1,336,891	..	1,101,253	..	
	France	308	..	540	..	584	..	231	
	Germany.	29,665	..	71,373	..	48,533	..	56,462	..	82,442	..	
	St. Pierre.	30	
	O. C.	30	118	..	270	..	791	..	
		1,382,966	..	1,413,937	..	1,122,567	..	1,430,364	..	1,205,697	..	
Cement.	G. B.	125,778	..	249,280	..	230,584	..	148,818	..	189,754	..	
	U. S.	52,878	..	55,569	..	228,815	..	588,510	..	323,432	..	
	Belgium.	232,434	..	156,213	..	142,336	..	119,119	..	261,618	..	
	France	121	2,787	..	1,408	
	Germany	73,135	..	59,331	..	70,170	..	33,916	..	129,777	..	
	Japan	
O. C.	25	..	200	..	446	1,087	..		
		484,371	..	520,593	..	675,768	..	891,771	..	923,677	..	

SESSIONAL PAPER No. 10

Clocks, clock cases, clock springs, &c.	G. B.	7,342	6,840	9,887	12,425	12,389
	U. S.	156,696	175,117	174,874	197,948	212,749
	Belgium			581		
	France	5,198	4,407	7,983	5,906	3,006
	Germany	17,131	12,712	14,313	16,901	36,378
	Switzerland	28	9	46	339	3
	O. C.	3	433	348	211	192
		186,398	199,518	208,632	233,790	270,717
Coal, coke and coal dust.	G. B.	96,766	52,317	106,263	126,370	306,514
	U. S.	3,647,367	4,494,381	5,449,674	6,159,229	8,246,736
	Australasia	20		316		90
	Japan					58,300
	O. C.				300	79
		3,744,153	4,546,698	5,556,253	6,285,899	8,671,719
Cocoa beans, nibs, pastes, chocolate and other preparations of cocoa.	G. B.	76,144	98,613	102,336	20,518	13,161
	U. S.	114,920	140,246	123,336	49,227	32,005
	B. W. Indies	1	50,854	68,855	15	43,568
	France	6,316	5,100	6,043	873	2,115
	Germany	1,888	11,502	25,123	521	1,750
	Holland	8,079	16,145	15,916	23,849	8,544
	Switzerland	892	1,454	2,145	14,929	15,563
	O. C.			282	206	3,955
		208,190	273,060	273,201	163,216	94,263
Coffee, all kinds, and extracts and imitations of, including chicory.	G. B.	8,692	5,005	5,324	79,221	6,001
	U. S.	105,754	123,973	137,398	130,485	130,485
	Arabia				2,185	3,438
	Aden				13,716	13,127
	Belgium	800	282	353	290	930
	Brazil			2,709	139	50
	Brit. Australasia			111,380	193,186	246,289
	B. E. Indies	3,882	336			
	B. W. Indies	31,895	24,854	12,682	17,599	8,301
	B. poss., other	3,751	1,095	8,464	31,674	10,065
	Central Am. States	34,550	48,097	320	1,116	
	China		210	8	29,330	50,762
	Dutch E. Indies	4,900				79
	Dutch W. Indies		9,638			
	France	1,630	11,705	11,638	6,928	7,902
	Germany	146	160	14	522	109
	Hawai		873		545	94
	Holland				14,207	2,846
		10,510	9,112	423	3,232	5,912

3-4 EDWARD VII., A. 1904

No. 15.—STATEMENT (by Countries) of the Values of the Principal Articles, both Dutiable and Free, Imported, &c.—Continued.

ARTICLES IMPORTED.	1899.		1900.		1901.		1902.		1903.	
	Dutiable.	Free.	Dutiable.	Free.	Dutiable.	Free.	Dutiable.	Free.	Dutiable.	Free.
Coffee, all kinds and extracts and imitations of, including theory (<i>Conchada</i>)	%	%	%	%	%	%	%	%	%	%
Japan	361	1,717								
Mexico		39,774	15	11,033		1,291		17,052		10,013
Turkey		3,431		575		2,568		12		
Venezuela		122,769		67,603		60,133		62,803		43,118
West Indies				189		27				1,800
American		2,851								
Cuban	11	21	13			2,157		2,113	39	192
O. C.										
	115,707	461,353	130,323	442,180	146,549	347,226	138,818	452,011	126,642	467,980
Collars and cuffs of cotton or linen, Nylonic, rayonite or celluloid										
G. B.	43,297		36,503		25,344		30,221		38,563	
U. S.	11,400		14,622		25,087		37,597		65,808	
Austria-Hungary	651		876		10,315		5,856		12,040	
France	512		100		429		705		1,252	
Germany	7,907		14,435		26,916		16,375		22,530	
Switzerland					631		1,936		3,482	
O. C.	3				118		67			
	63,680		66,536		88,900		92,757		145,735	
Combs for dress or toilet, of all kinds, (G. B.)	51,756		54,370		53,246		53,734		60,292	
U. S.	30,492		37,237		32,771		50,522		51,797	
Austria-Hungary	332		706		729		42			
France	24,738		33,693		18,905		11,583		11,009	
Germany	15,844		26,944		21,184		28,849		28,090	
O. C.	33		99		338		316		48	
	123,218		153,249		127,196		151,046		154,296	
Gorge and twine, all kinds and manufactures of, N.E.S.	33,748	575	32,285	752	66,605	1,897	107,843	19,441	107,265	58,487
U. S.	72,517	886,601	80,491	898,316	95,617	1,015,674	111,333	1,083,772	114,819	2,054,494

3-4 EDWARD VII., A. 1904

No. 15.—STATEMENT (by Countries) of the Values of the Principal Articles, both Dutiable and Free, Imported, &c.—Continued.

ARTICLES IMPORTED.	1899.		1900.		1901.		1902.		1903.	
	Dutiable.	Free.	Dutiable.	Free.	Dutiable.	Free.	Dutiable.	Free.	Dutiable.	Free.
	£	%	£	%	£	%	£	%	£	%
Drugs, eyes, chemicals and medicines	431,670	599,974	609,426	670,795	704,581	697,776	643,331	757,796	667,545	864,031
U. S.	768,381	1,327,483	753,795	1,373,414	771,258	1,917,007	780,531	2,261,460	899,731	2,397,801
Australasia		3,026						682		2,389
Austria-Hungary	4,140	2,520	622	1,847	2,733	1,792	2,131	4,978	18,016	5,908
Belgium	2,281	3,730	3,960	11,483	1,908	6,612	4,978	3,433	78,515	4,325
B. E. Indies	8	7,339	24,237	7,300	142,061	6,319	192,112	1,916	72	6,201
B. W. Indies				6,366	26	9,015		13,494		100,503
Chile		38,976		28,186		57				245
China	116,978	507	3,141	57	1,063	62,768	3,106	23	2,575	300
Denmark		63		50		1,125	431			127,207
France	53,863	102,866	59,360	119,188	52,135	138,730	60,301	124,914	51,667	105,070
Germany	101,124	176,023	100,711	199,010	106,805	186,249	103,133	257,051	105,070	262,745
Hawaii										
Holland	1,660	1,167	275	3,065	869	5,365	1,103	2,508	1,523	4,433
Hong-Kong	47	38	1,757	758	338	32	50	726	1,112	218
Italy	748	61,628	300	10,388	1,425	67,030	650	136,465	8,974	91,782
Japan	2,650	9,087	3,530	19,882	7,109	22,839	10,402	11,673	14,527	17,112
Mexico										182
Norway & Sweden	47	1,491			749	113				1,205
Spain	4	360		913		3,482		709		11,734
Switzerland	4,437	3,178	12,291	7,992	9,741	12,976	12,634	14,350	10,798	
Turkey	89,665	2,390	70,436	633	72,027	633	75,149	61,507	38	2,103
U. C.	192	2,122	5	1,299	142	3,851	819	8,245		
	1,579,328	2,349,194	1,664,562	2,461,709	1,876,033	3,143,034	1,891,489	3,645,246	1,915,977	4,011,608
Earthenware and china and granite-ware	575,970		568,421		702,086		684,912		785,270	
U. S.	136,254		189,387		162,369		241,135		258,665	
Austria-Hungary	27,617		12,301		12,300		10,302		17,809	
Belgium	2,297		952		416		304		465	
China	2,924		3,068		2,350		1,459		1,295	
France	37,999		38,132		54,671		57,346		62,025	
Germany	98,504		133,699		178,396		202,482		225,067	
Holland	430		294		190		687		1,200	
Hong-Kong			3,323		516		93		732	

SESSIONAL PAPER No. 10

Italy ..	220	688	304	157	686
Japan ..	21,114	15,629	25,023	28,408	32,788
O. C.	117	350	347	391	468
	903,446	966,254	1,139,658	1,227,986	1,386,450
Electric apparatus					
G. B.	12,475	21,335	8,480	15,745	53,214
U. S.	539,290	850,857	922,745	1,456,305	1,580,021
Belgium	43	653	1,071	470	909
France	2,684	2,153	5,673	6,214	12,232
Germany	142	15	6	15	
Newfoundland		105	25	25	
St. Pierre			10	73	113
O. C.	57				
	554,890	875,328	938,060	1,373,022	1,646,489
Embroideries, N.O.P.					
G. B.	18,278	23,653	20,026	22,745	35,517
U. S.	4,807	8,743	8,031	11,150	13,674
Austria-Hungary	605	31	633	23	429
Belgium					70
France	3,756	4,102	6,563	5,101	10,380
Germany	9,073	7,894	6,621	5,378	4,499
Japan	153	168	756	1,014	2,155
Switzerland	8,377	9,906	15,065	17,268	25,291
Turkey	633	757	267	81	10
O. C.	21				
	47,703	55,234	57,742	62,760	92,631
Fancy articles					
G. B.	892,227	930,475	895,746	1,058,683	1,280,139
U. S.	406,732	116,606	561,013	389,990	432,076
Austria-Hungary	4,645	8,198	6,843	5,174	5,196
Belgium	1,898	5,936	13,088	12,280	13,895
China	1,483	467	728	665	1,108
France	195,287	178,951	270,588	330,723	364,096
Germany	278,945	311,891	361,325	392,363	554,083
Holland	28	636	5	302	2,037
Italy	187	903	1,403	2,306	1,678
Japan	4,165	3,637	5,184	6,008	6,537
Norway & Sweden			10		12
Switzerland	15,335	15,632	15,216	24,280	51,145
Turkey	189	93	949	1,912	550
O. C.	599	492	624	170	1,211
	1,801,720	1,903,907	1,930,722	2,224,946	2,713,803

3-4 EDWARD VII., A. 1904

No. 15.—STATEMENT (by Countries) of the Values of the Principal Articles, both Dutiable and Free, Imported, &c.—Continued.

ARTICLES EXPORTED.	1899.		1900.		1901.		1902.		1903.	
	Countries.		Dutiable.		Free.		Dutiable.		Free.	
	Value.	%	Value.	%	Value.	%	Value.	%	Value.	%
Fertilizers and manures.....	565	730	5,820	8,485	3,127	5,141	6,253	308	6,186	16,918
U. S.	59,037	45,827	61,543	56,736	70,781	101,391	78,743	110,898	106,070	89,751
Australasia				495				9,894		5,182
Germany		234		274		300		2,351		980
O. C.										113
Fisheries, articles for the use of:—	59,602	16,791	67,363	66,010	74,208	106,832	84,996	123,454	112,256	112,944
Hooks, nets and seines	9,089	298,252	10,730	305,719	14,839	298,054	23,397	356,119	24,646	340,924
U. S.	5,263	233,730	6,911	298,310	12,197	321,205	18,146	333,681	22,108	361,243
Austria-Hungary		161		669		955				942
Belgium		128		125		295				
Germany		276		967		334		315		743
Newfoundland		1,341		3,478		5,157		3,688		3,411
O. C.		1,540		616		916		1,451		22,802
Fish and fish products, N. E. S.,	14,352	536,928	17,644	609,884	27,052	626,916	42,143	635,257	46,973	739,065
U. S.	73,690	137	58,039		63,324		77,223		63,230	
Australasia	391,197	1,313	491,534	1,133	415,954	517	485,185	1,113	516,294	374
China	21						39			
France	5,621		5,959		5,703		4,552		5,393	
Germany	36,298		37,763		36,869		42,341		38,607	
Italy	73				38		588		78	
Hong Kong	109		644		142		83		2,730	
Japan	170				603		94		279	
Norway & Sweden	1,029		1,511		1,599		1,554		3,046	
Norway & Sweden	4	385,895	5	485,117	7	359,053	7	452,683	218	635,226
Norway & Sweden	268		168		198		1,198		208	
Portugal		1,103		6,692		6,692		6,095		11,732
St. Pierre	36,199		42,591		1,361		80,435		19,036	
O. C.	46				800		1,319		3,444	
	544,731	387,345	639,169	486,264	583,260	359,570	700,728	453,796	664,265	685,600

SESSIONAL PAPER No. 10

Flax, hemp and jute, and manufactures of.....	G. B. 1,565,799	1,081,210	1,687,024	1,239,254	1,732,356	1,101,085	1,780,837	1,567,092	1,923,862	1,435,511
	62,569	450,330	65,372	478,240	75,805	376,296	82,681	745,500	99,489	534,653
Australasia.....	5							4,038	10	16,907
Austria-Hungary.....	1,004		3,721		4,627		5,229		5,819	
Belgium.....	9,105		2,939		2,854		9,707		1,198	
B. E. Indies.....	11,315		20,969	7,971	7,057	27,315	13,903	61,338	66,305	441,590
B. W. Indies.....	12				11					
China.....	422	5	811		913		1,928		462	
France.....	7,978		20,520		26,311		22,291		22,291	
Germany.....	13,087		28,501	7,717	31,546	312	41,360		46,904	2,366
Japan.....	21,686	62	18,100		11,490		14,554		16,090	
Norway & Sweden.....	8						12		188	1,813
Russia.....	801		511		495		11,200		9,365	
Switzerland.....	10,116		11,193		5,429		280		1,413	
O. C.....	408		468		974	440				1,760
	1,741,315	1,534,388	1,860,129	1,763,182	1,899,868	1,505,448	1,981,939	2,377,968	2,193,408	2,134,600
Fruits, viz.:										
Fruits and nuts, dried.....	G. B. 45,111		62,233		61,569		50,540		48,553	
	456,492		715,804		758,671		766,133		982,635	
U. S.....	25,726		18,173		1,617		1,034			
Austria-Hungary.....										
Belgium.....			757							
China.....	1,404		1,914		1,257		2,101		1,668	
France.....	107,243		123,278		152,873		138,581		150,221	
Germany.....	247		2,931				388		9,167	
Greece.....	179,991		207,910		136,489		211,056		196,678	
Italy.....	12,385		4,139		8,409		15,238		17,114	
Japan.....	64		29		646		3,726		1,990	
Persia.....	2,618		5,689		17,121		4,584		10,143	
Portugal.....	14,686		14,730		19,236		37,074		33,686	
Spain.....	328,731		372,946		557,839		327,861		313,805	
Turkey.....	44,962		78,170		64,327		85,402		95,028	
O. C.....	976		1,355		37		25		1,231	
	1,220,546		1,610,058		1,780,051		1,643,693		2,061,979	
Fruits, canned and preserved, jellies, jams, &c.....	G. B. 48,891		72,657	134	89,761		74,641		96,785	
	57,405		94,667		91,078	248	62,870		44,039	
Australasia.....	13						391		341	
B. E. Indies.....	236		857		2,372		7,572		10,031	
China.....	2,419		2,543		2,620		3,729		4,767	
France.....	5,984		4,163		8,688		6,666		9,539	
Germany.....	15				23		67			
Hawaii.....	1,583				500					
Italy.....	2	20			1		138		1,327	
Japan.....					138		1,273		449	

3-4 EDWARD VII., A. 1904

No. 15.—STATEMENT (by Countries) of the Values of the Principal Articles, both Dutiable and Free, Imported, &c.—Continued.

ARTICLES IMPORTED.	Countries.	1899.		1900.		1901.		1902.		1903.	
		Dutiable.	Free.	Dutiable.	Free.	Dutiable.	Free.	Dutiable.	Free.	Dutiable.	Free.
		%	%	%	%	%	%	%	%	%	%
Fruits—<i>Con.</i>											
Canned and preserved, &c. <i>Con.</i> Spain.											
	O. C.	61	161	819	1	993	1	870	592	2,205	2,205
Fruits, green and ripe.											
	G. E.	116,599	187	175,706	134	187,678	248	158,742	169,552	169,552	
	U. S.	117,246	557,499	157,354	156,501	156,501	31	150,534	159,155	159,155	
	U. S.	823,200	931,633	931,633	578,017	964,606	696,747	1,118,971	805,205	1,073,879	903,261
	Australasia.	1,613	575	1,281	1,767	1,767	965	965	1,909	1,909	
	B. W. Indies.	15,726	6,087	15,632	1,610	34,039	2,085	44,019	27,960	73,851	54,812
	China.	527		4,265		292		141		265	4
	Hawaii.		2,546		1,823		427		242		
	Italy.	356,600		211,145		371,219		405,232	250,507	250,507	
	Japan.	3,811		2,714		10,136		10,238	6,924	6,924	
	Mexico.			2,759		3,788		15,051	14,218	14,218	
	Spain.	5,194		3,768		4,335		15,272	15,538	15,538	
	O. C.	1,585		67		35		434	200	835	
		1,325,502	566,707	1,330,618	581,480	1,546,797	669,295	1,760,887	833,007	1,597,081	958,077
Recapitulation.											
	G. E.	211,248		292,244	134	298,771	31	275,715	304,498	304,498	
	U. S.	1,337,097	557,499	1,742,104	578,017	1,814,355	696,965	1,947,974	805,205	2,100,613	903,261
	Australasia.	1,626	575	1,281	1,767	1,767	965	1,386	2,250	2,250	
	China.	25,726		18,173		1,617		1,034			
	Belgium.			763		2		136			
	B. E. Indies.	401		857		2,900		7,572	44,144	27,960	54,812
	B. W. Indies.	16,079	6,087	15,653	1,610	34,510	2,085	45,571	6,700	159,941	4
	China.	4,350		8,722		4,169		5,971			
	France.	113,257		127,468		161,561		145,613	200	9,234	
	Germany.	262		2,931		23		388			
	Greece.	179,901		297,910		136,189		211,056	242	196,678	
	Hawaii.	1,583	2,546		1,823	500	427				
	Italy.	368,985		215,284		379,629		420,608	268,948	268,948	
	Japan.	3,877		2,743		10,240		15,237	9,363	9,363	
	Mexico.	1,424		2,739		3,788		15,051	14,218	14,218	
	Persia.	2,618		5,689		17,121		4,984	10,143	10,143	
	Portugal.	14,686		14,730		19,236		37,074	33,798	33,798	

SESSIONAL PAPER No. 10

Spain.....	333,925	161	376,714	562,258	344,003	529,343
Turkey.....	44,962		78,170	64,327	85,408	95,048
West Indies— American.....	96		40	35	66	
Cuban.....	544	6	2,147	518	352	2,944
O. C.....						
	2,662,647	566,804	3,116,382	3,514,526	3,563,322	3,828,612
						833,607
						958,077
G. B.....	278,886	250,457	267,665	393,787	336,498	310,129
U. S.....	103,330	332,575	111,300	149,951	182,764	229,766
Australasia.....	822		12	6,813	17	1,972
Austria-Hungary.....	269		3,450	1,031	1,531	3,021
B. Africa.....	173	4,441		48		
B. W. Indies.....						100
Belgium.....	1,987		7,127	15,245	11,164	7,751
China.....	136	7,821	624	1,640	15,008	4,892
France.....	36,277	4,383	71,631	126,521	122,614	103,037
French Africa.....					6,247	15,363
Germany.....	251,145	257,865	291,804	281,981	359,019	340,001
Japan.....	3		10	61		30
Newfoundland.....	24	13,167		40	18,322	12,800
Norway & Sweden.....					120	
Russia.....	4,841	5,980	13,481	16,713	28,048	34,607
West Indies.....						75,201
American.....						
Cuban.....						
O. C.....	19	560	239	120	83	67
	677,912	877,249	767,354	987,138	1,419,795	1,910,233
						1,635,234
						2,238,852
G. B.....	289,128		364,919	351,472	388,504	460,945
U. S.....	484,859		537,513	533,949	523,820	592,092
Austria-Hungary.....	24,298		28,133	41,663	37,434	43,906
Belgium.....	349,910		496,155	348,853	600,549	584,584
B. W. Indies.....			108	10	89	
China.....	169		121	81	24	20
France.....	40,731		43,370	44,734	47,294	58,117
Germany.....	136,632		182,619	257,681	300,425	328,214
Holland.....	289		92	1,080	11,324	11,383
Italy.....	1,110		773	2,092	4,706	3,627
Japan.....	511		162	143		85
Newfoundland.....			5,799		15,059	65
Norway & Sweden.....			2	55	3,190	
Switzerland.....			36			
O. C.....	817		134	109	121	2,846
	1,328,754		1,659,456	1,584,922	1,932,539	2,086,444

Furs and manufactures of.....

Glass and manufactures of.....

SESSIONAL PAPER No. 10

Grease, all kinds.....	461	2,899	148	2,453	509	6,043	895	26,636	124	17,961
U. S.....	18,022	172,894	24,755	269,209	29,825	383,949	27,252	361,755	41,583	498,883
O. C.....	3,490	3,333	588	9,109	13,334	41	16,671
Ginpowder and other explosives.....	18,483	181,283	24,903	274,995	30,922	354,101	28,147	401,695	41,748	533,515
U. S.....	40,539	52,446	78,168	110,932	168,104
Belgium.....	170,593	190,556	200,061	307,901	227,273
Germany.....	55	17	1,727	160
O. C.....	1,241	4,492	7,630	5,119	2,368
.....	181	44	30
.....	212,009	247,511	287,630	423,982	397,905
Gutta percha, esoucheou and India- rubber and manufactures of.....	119,523	9,614	118,111	41,198	154,944	254	217,812	5,966	446,811	7,119
U. S.....	353,037	1,823,261	401,867	2,251,375	434,590	1,963,474	525,218	1,628,295	573,421	1,816,682
Austria-Hungary.....	2	555	149	349	7,750	432	12,413	1,005
Belgium.....	15,687	111	19,130	425
France.....	1,819	963	2,381	327	2,907	2,693	1,296	2,335	1,990	201
Germany.....	13,249	1,302	15,433	2,298	19,233	6,610	30,016	7,231	22,090	657
Italy.....	8
O. C.....	52	128	163	15	132	125	69	46
.....	493,690	1,850,955	539,061	2,314,273	611,272	1,986,913	775,029	1,656,275	1,045,811	1,824,705
Hair and manufactures of.....	8,915	17,990	8,044	18,405	7,286	2,824	8,041	11,102	7,357	16,030
U. S.....	14,392	35,823	15,880	30,415	13,584	28,585	18,580	38,595	9,001	41,426
France.....	988	13	970	416	866	480	84	573	1,182
Germany.....	2,121	770	1,609	503	963	1,100	296	1,187	334	4,563
O. C.....	883	32	811	81	8
.....	23,428	55,371	25,537	60,176	22,249	33,407	27,367	51,689	17,346	63,209
Hats, caps and bonnets.....	794,977	45,043	882,277	69,982	889,442	63,735	842,929	76,865	734,221	75,401
U. S.....	702,569	99,449	735,311	108,442	739,123	168,893	872,598	169,543	1,032,489	179,730
Austria-Hungary.....	667	1,807	116	12	169	1,116	331
Belgium.....	722	314	1,280	565	10,706
China.....	69	169	1,517	4	738	94	30	2,435
France.....	9,884	4,292	13,627	1,605	9,939	9,939	20,298	10,502	17,794	8,125
Germany.....	2,823	12,851	3,169	16,981	1,923	16,494	826	22,439	4,484	12,647
Italy.....	2,975	802	5,166	6,951	1,094	5,889	128	14,930	359
Japan.....	81	206	37	11	2,069	172	6,093	391	15,236
Switzerland.....	40	673	5	36	17	614	83	2,540
O. C.....	3	17	41	2,712	65	378	617
.....	1,514,897	165,123	1,640,013	291,665	1,658,119	265,620	1,743,657	287,300	1,895,696	397,996

3-4 EDWARD VII., A. 1904

No. 15.—STATEMENT (by Countries) of the Values of the Principal Articles, both Dutiable and Free, Imported, &c.—Continued.

ARTICLES IMPORTED.	Countries.	1899.		1900.		1901.		1902.		1903.	
		Dutiable.	Free.	Dutiable.	Free.	Dutiable.	Free.	Dutiable.	Free.	Dutiable.	Free.
		£	¢	£	¢	£	¢	£	¢	£	¢
Hides, raw, whether dry, salted or pickled, skins undressed, dried, salted or pickled, and tanned dressed	G. B.		899,165	1,008,698	675,330	1,224,569	1,301,762				
	U. S.		1,947,488	2,128,488	2,435,363	2,171,734	2,613,220				
	Arg. Republic		708,145	536,530	201,307	279,061	831,770				
	Australasia.		39,128	88,807	26,880	22,802	19,264				
	Austria-Hungary.		2,101	1,611	298	11,583	5,285				
	Belgium			90,126	233,166	270,926	19,119	22,970			
	Brazil			9,814	10,628	10,628	26,562				
	British Africa.		25,940	16,149	48,213	75,615	27,660				
	B. E. Indies.		1,709	33,034	24,543	31,972	72,624				
	B. W. Indies.			1,657		38,426	28,655	23,402			
	China				8,131		3,058	3,050			
	Denmark			135,195	151,554	262,202	400,238	436,191			
	France.		2,702	78,496	61,293	47,672	168,407	188,834			
	French Africa			2,577	18,097	12,651	27,445	44,424			
	Germany				6,970	6,927	4,904	4,904	5,485		
	Holland			7,201	18,771	17,468	22,885	2,032			
	Italy			8,300	19	6,327		9,713			
	Mexico.			2,419	2,113	670	49,201	728			
	Newfoundland				22,016	1,233	29,734	65,078			
	Russia.						292,804				
Spain.											
St. Pierre.											
Turkey											
Uruguay.											
West Indies—											
American			1,390								
Cuban.			462	1,043	1,572	592	3,293				
O. C.			3,877,829	4,219,399	4,114,875	5,086,042	5,662,528				
G. B.		21,416		18,462		19,040		23,631		20,324	
U. S.		104,054		122,756		115,037		89,196		98,886	
Austria-Hungary.				1,311		3,886		6,304		6,304	

Hops

SESSIONAL PAPER No. 10

Belgium.....	10,758	220	15,651	15,251	796
Germany.....	136,222	11,963	149,728	131,964	42,420
					168,732
G. B.	29,839	19,195	21,978	22,165	23,433
U. S.	80,052	87,616	106,988	118,636	121,072
France.....	3,531	1,832	4,423	4,142	4,213
Germany.....	15	263	14	15	181
O. C.	82	30	115	119	294
	104,519	108,876	133,218	145,077	149,193
Jewellery.....					
G. B.	39,161	47,877	67,619	69,413	74,356
U. S.	393,882	464,249	421,223	519,403	598,135
Austria-Hungary.....	10,321	11,639	10,886	5,279	4,667
B. E. Indies.....	29	25		377	19
France.....	17,182	28,971	14,087	15,630	18,474
Germany.....	12,191	25,826	24,959	37,650	48,298
Italy.....			14		175
Japan.....	596	143	16	47	199
O. C.	281	175	312	721	1,061
	473,143	578,963	539,116	648,590	745,404
Junk, old and oakum.....					
G. B.	20,364			26,573	31,960
U. S.	16,951			31,629	32,252
B. W. Indies.....	434			222	73
Germany.....				1,148	
Newfoundland.....	364			187	
Norway & Sweden.....				351	143
St. Pierre.....	475			4	
O. C.				335	956
				70	215
	38,588			60,364	65,599
Leather and manufactures of.....					
G. B.	599,268	221,157	204,974	257,750	316,966
U. S.	1,436,600	1,606,913	1,458,973	1,466,882	1,530,248
Australasia.....			303	274	250
Austria-Hungary.....	1,071	1,639	532	1,314	533
Belgium.....	45	12	16	3,561	68
China.....	1,353	860	2,586	328	144
France.....	24,682	28,748	23,616	49,106	39,346
Germany.....	20,650	13,194	41,330	20,363	20,837
Japan.....	52	6	32	1,248	1,513

No. 15. STATEMENT (by Countries) of the Values of the Principal Articles, both Dutiable and Free, Imported, &c.—Continued.

3-4 EDWARD VII., A. 1904

Articles Imported.	Countries.	1899.		1900.		1901.		1902.		1903.		
		Dutiable.	Free.	Dutiable.	Free.	Dutiable.	Free.	Dutiable.	Free.	Dutiable.	Free.	
		£	%	£	%	£	%	£	%	£	%	
Leather and manufactures of <i>Equ.</i>	Mexico.....							3,193				
	Newfoundland.....	1,967		1,451		51				258		
	Norway & Sweden.....					161						
	Switzerland.....					315						
	O. C.....	71		749		193				711		
		1,686,742		1,874,749		1,733,312				1,910,924		
Marble and manufactures of <i>Equ.</i>	G. B.....	3,312		3,869		1,750		2,601		2,631		
	U. S.....	86,026		79,696		77,914		102,036		128,062		
	Belgium.....			29		2,379		1,331		177		
	France.....	260		281		211		2,225		64		
	Germany.....	130		130		1,546		1,414		1,669		
	Italy.....	12,145		10,439		10,807		11,680		20,267		
	O. C.....	6		16				4,461		611		
		101,879		91,460		97,610		128,781		153,481		
	Metals and minerals and manufactures of <i>Equ.</i>	G. B.....	43,891		47,563		17,177		69,801		86,586	
		U. S.....	361,615		405,878		390,651		381,378		542,216	
Austria-Hungary.....		2,809		642		1,101		121		171		
Belgium.....		20		383				211		60		
B. E. Indies.....		622				13				7		
B. W. Indies.....												
China.....		120		375		351		622		718		
France.....		8,523		8,957		16,286		2,723		26		
Germany.....		4,098		8,431		1,379		674		23,039		
Italy.....		1				54				13,024		
Japan.....		222		112		913		341		48		
Newfoundland.....		2		1,034		8		514		368		
O. C.....	14		534		595		34		100			
	425,549		398,930		472,875		461,010		604,215			
									511,210			
									665,695			
									655,391			

SESSIONAL PAPER No. 10

Copper and manufactures of.....	4,022	67,210	5,482	74,891	4,590	35,548	4,056	98,084	9,854	36,056
U. S.....	78,336	644,210	221,513	959,241	148,034	909,985	139,318	1,255,224	1,333,629	1,362,878
Belgium.....		2,927		3,890	608			105		
B. W. Indies.....						54		141		368
China.....	1,254		322		1,617		2,195		169	
France.....	40		190		502		225		231	
Germany.....	136		54		312		330		372	
Japan.....	34						25		13	
Newfoundland.....							4,044		1,368	191
O. C.....		202	2,000		286	258		79	649	
	83,842	714,549	229,561	1,042,098	156,849	946,042	150,193	1,357,978	1,444,917	1,309,493
Gold and silver, and mfrs. of.....	50,974		55,001		62,933		58,100		75,194	
U. S.....	233,017		238,265		238,033		242,328		298,007	500
Austria-Hungary.....	1,682		1,339		1,447		1,848		983	
Belgium.....	77		925		1,367		150		384	
B. E. Indies.....									34	
B. W. Indies.....									9	
China.....	264		334				61		2	
France.....	8,742		4,950		6,688		6,939		6,918	
Germany.....	43,313		41,363		50,406		42,227		54,786	
Holland.....							132		24	
Japan.....	197		114		86		371		490	
O. C.....	38		31		12		48		54	
	338,304		342,922		361,791		352,224		436,876	560
Iron and steel and mfrs. of.....	2,330,829		4,319,121		2,601,430		4,706,786		7,394,643	2,801,389
U. S.....	12,925,420		17,750,473		16,161,355		18,462,592		6,524,835	7,070,186
Australasia.....			100				87			
Austria-Hungary.....	292		1,696		5,100		1,302		50	278
Belgium.....	34,346		40,658		41,093		184,672		430,612	286,834
B. Guiana.....			27,760		970		1,413		2,820	
B. W. Indies.....	1,066		19,775		7,300		1,738		5,661	
China.....	209		181		194		38		181	
Denmark.....	140						130		67	
France.....	15,782		29,772		26,177		128,713		58,514	21,064
Germany.....	228,811		328,171		285,210		1,134,511		1,788,149	629,432
Holland.....	938		1,539		187		9,521		8,136	343,052
Italy.....	85		264		6,910				908	
Japan.....	321		204		445		285		4,536	298
Newfoundland.....	207		2,374		1,417		4,881		37,691	4,518
Norway & Sweden.....	30,659		47,406		329		38,879		1,105	
Russia.....	585		1,167		2,120		8		2,897	
Spain.....					77				817	
St. Pierre.....	36		237		369		80		3,445	128
Switzerland.....	124				571		3,206			

3-4 EDWARD VII., A. 1904

No. 15.—STATEMENT (by Countries) of the Values of the Principal Articles, both Dutiable and Free, Imported, &c.—Continued.

ARTICLES IMPORTED.	Countries.	1899.		1900.		1901.		1902.		1903.		
		Dutiable.	Free.	Dutiable.	Free.	Dutiable.	Free.	Dutiable.	Free.	Dutiable.	Free.	
Metals and minerals and manufactures of— <i>Con.</i> Iron and steel and mfrs. of— <i>Con.</i>	U. S. Colombia.			2,999								
	O. C.			246		43		5,007		1,722		
										1,795		
			15,569,947	4,278,486	22,573,879	7,075,299	19,185,281	7,922,138	24,743,989	8,937,636	30,998,586	11,157,629
	G. B.	218,263	54,599	184,988	54,578	101,320	49,836	120,195	62,462	74,435	47,304	
	U. S.	135,321	321	115,237	574	115,577	1,124	68,717	9,021	64,901	36,918	
	Australasia.			2,925								
	Austria-Hungary.	968		1,698		890		1,518		3,109		
	Belgium.	194	256	539	573			40		250	1,124	
	B. W. Indies.	602		556				14		20		
China.	92		25				17		1			
France.	3,906	2,000	10,125	2,009	8,004		6,999		860	526		
Germany.	7,050	1,498	4,466	1,101	1,333		9,018		1,054	2,904		
Holland.	1,737		1,737	222	2,248	536	2,842		939			
Japan.	418		192		315		362		315			
O. C.			31			8		141		8		
		367,963	59,274	322,519	59,060	233,892	52,849	299,787	73,712	163,485	88,776	
Tin and manufactures of	G. B.	10,441	994,197	8,778	1,804,208	9,299	1,558,920	10,431	1,593,470	14,515	1,929,363	
	U. S.	79,979	247,711	88,951	387,424	106,580	433,388	98,582	494,742	103,894	578,217	
	Australasia.		26,949		102,511		81,174		29,422		33,953	
	Belgium.						13,937		605		7	
	B. E. Indies.	55		38		30		44,882		30,560		
	France.	590		513		527		696		499	33,377	
	Germany.	3,589	8,455	3,354	9,097	3,096	31,443	6,046	12,955	4,904	7,656	
	Holland.	240		237	13,473	80		8,751		6,802	110	
	Japan.	298		196		559		67		9,702	6	
	O. C.								56		271	736
		95,192	1,277,312	102,067	2,310,713	120,171	2,216,907	115,881	2,178,262	124,206	2,588,309	

SESSIONAL PAPER No. 10

Zinc and spelter and manufactures of.....	896	47,931	800	45,744	133	32,391	757	56,992	297	95,798
U. S.....	8,101	33,424	8,054	57,189	5,882	69,684	5,381	51,497	9,168	34,984
Belgium.....		42,389	36	54,474	95	43,987	404	46,461	197	43,386
France.....			184	169	32	249		2,920	2	
Germany.....	266	18,457	504	29,802	718	15,450	122	64,038	110	65,147
O. C.....	3		49	75		20	26	546	48	14,423
	9,266	142,201	9,627	187,453	6,800	161,740	6,690	222,364	9,792	253,732
Metals and minerals and mfrs. of, all other, N.E.S.....	83,042	78,847	99,699	91,460	110,455	72,851	121,024	119,638	127,474	96,702
U. S.....	633,737	223,838	710,085	440,707	711,001	476,229	867,927	443,973	1,064,675	875,386
Australasia.....		547		5,722						
Austria-Hungary.....	2,967	391	3,849	3,278	4,470	3,727	8,470	5,310	6,987	10,416
Belgium.....	179		203		213	21	1,001	1,129	1,316	40
B. E. Indies.....	2,888						1,750		14	
B. W. Indies.....		452	466	249	394			367		
China.....	34		126		119		12		76	
France.....	10,688	14	16,773		16,861	5	23,865	171	20,684	92
Germany.....	30,355	8,442	33,779	6,720	40,451	26,678	44,833	7,780	43,622	17,394
Italy.....	431		1,037		447		58		717	
Japan.....	268	989	292	1,100	176	195	732	300	308	327
Newfoundland.....	50	37,415	237	40,763	72	165,632		467,803		381,491
Norway & Sweden.....										24,940
Spain.....			16			31,220	1	10,601	28	42,710
Switzerland.....					2					
West Indies.....										
American.....						71,103		21,000		
Cuban.....					882	575			1,073	
O. C.....	4	26	929	229			25			31,250
	763,993	350,961	867,511	590,288	885,545	47,636	1,068,804	1,078,162	1,296,974	1,481,348
Recapitulation.										
Metals and minerals and manufactures of.....	2,742,361	1,685,393	4,721,432	3,564,205	2,937,337	2,585,470	5,135,022	3,638,649	7,782,998	5,085,637
U. S.....	14,458,526	5,314,680	19,538,436	7,792,260	17,877,363	9,224,783	20,316,151	9,291,420	23,396,428	10,521,943
Australasia.....		27,496	3,025	108,233		81,174	87	29,422		33,953
Austria-Hungary.....	8,721	391	9,979	3,334	13,489	3,729	13,285	5,360	16,908	10,694
Belgium.....	34,846	42,958	42,767	56,252	43,398	124,098	186,270	101,238	432,412	331,870
B. E. Indies.....	3,565		38		86		1,982	30,560	416	33,377
B. Guiana.....							1,413		2,820	
B. W. Indies.....	1,672	5,417	27,764	274	970	900	1,772	1,226	5,715	1,237
China.....	2,061		1,397	6,943	2,311		2,475		493	
Denmark.....	140	145			39		261	67	313	
France.....	47,621	8,706	71,464	10,114	75,077	8,129	180,393	10,231	119,926	31,565
Germany.....	318,238	95,805	420,122	158,747	393,795	245,404	1,248,086	807,712	1,914,430	724,902
Holland.....	2,158		4,205	13,695	4,130	9,297	12,520	16,114	80,526	337,342
Hong Kong.....			2,425		286		40		776	
Italy.....	517	264	1,068		7,411		62		851	

3-4 EDWARD VII., A. 1904

No. 15.—STATEMENT (by Countries) of the Values of the Principal Articles, both Dutiable and Free, Imported, &c.—Continued.

ARTICLES IMPORTED.	1899.		1900.		1901.		1902.		1903.	
	Countries.		Dutiable.		Free.		Dutiable.		Free.	
	Value	%	Value	%	Value	%	Value	%	Value	%
<i>Receiptation—Con.</i>										
Metals and minerals and manufactures of— <i>Con.</i>										
Japan	1,700	989	1,151	1,160	2,015	195	2,123	10,407	2,404	327
Newfoundland	269	38,449	2,658	43,866	1,497	106,116	8,935	476,020	4,554	388,579
Norway & Sweden	39,659	589	47,405	329	44,554	50	38,880	1,105	37,691	29,458
Russia	585	1,167	1,167	2,150	2,150	575	8	2,897	2,897	21,000
Spain	10	299	297	1,117	297	31,229	1	10,601	650	817
St. Pierre	36	299	297	1,117	297	1,706	80	650	817	336
Switzerland	330	68	68	611	611	61	3,261	19	3,620	128
U. S. of Colombia			2,999							
West Indies—										
American		106		3,166						
Cuban					133	71,103				
O. C.	47	25	336	229	367		4,708	21,000	1,652	
	17,654,056	7,221,713	24,920,961	11,735,924	21,415,000	12,603,892	27,158,778	14,451,801	33,810,531	17,625,238
Mineral and aerated waters										
G. B.	11,621		14,85		13,098		12,436		10,791	297
U. S.	6,943	1,286	12,616	1,126	12,673	749	32,164	438	44,948	975
Austria-Hungary	4,201		982		6,848		2,887		3,300	
Belgium			1,500		2,052				6	
France	8,144		15,322		18,162		24,246	54	28,295	
Germany	16,524		19,190		19,751		19,042		18,932	
Japan			3,090		1,531		666		30	
O. C.	1,015		507		156		253		159	
	48,451	1,286	68,059	1,126	74,271	749	91,694	492	106,464	1,242
Musical instruments and parts of										
G. B.	11,177		7,284		9,943		8,130		11,163	738
U. S.	262,736		394,657		307,569		320,348		343,112	36,863
Austria-Hungary	715		136		543		100		1,609	154
Belgium	134		147						215	
France	15,025		13,383		21,210		25,380		23,140	
Germany	67,878		67,444		75,070		78,588		89,774	
Japan					254				12,875	22,636

SESSIONAL PAPER No. 10

Newfoundland.....	4,305	3,323	503	23
Switzerland.....	72	99	281	124
O. C.	362,030	396,446	415,131	433,059	39,144	467,712	60,237
Mustard, French mustard and mustard cake	58,376	54,504	68,208	69,533
G. B.	21,437	22,214	20,405	21,430	70,252
U. S.	632	852	553	702	25,859
France	43	419
O. C.	81,088	77,570	89,166	91,635
Oils, coal, kerosene and products of.	1,351	1,666	2,042	1,530	5,007	442	2,003
U. S.	697,300	825,229	874,769	1,020,197	3,159	1,483,373	2,505
O. C.	4
Oils, fish oil.....	698,655	826,895	876,811	1,488	8,166	1,483,815	4,508
G. B.	1,284	1,255	762	2,003
U. S.	6,948	8,748	9,959	9,521	12,755
China	24
Germany	1,456	1,435	1,649	885	40,364
Newfoundland.....	37,039	38,361	7,475	7,223	74,017
Norway & Sweden.....	3,758	10,906
O. C.	282	1	9
Oils, vegetable, animal, lubricating and other, N.E.S.	13,170	22,626	19,846	37,973	40,364	17,234	74,017
G. B.	383,338	536,704	486,836	53,657	41,226	386,363	68,695
U. S.	373,291	440,321	577,672	99,353	100,594	813,049	143,374
Australasia.....	18	65	108	108
Belgium.....	2,389	824	31	449
B. E. Indies.....	3,423
B. W. Indies.....	73	270	1	55
China	9,753	5,776	12,435	15,387
France	26,169	21,766	19,149	25,171	1,150	29,727	31
Germany	1,613	4,011	6,625	3,365	1,691	27,844	1,691
Holland.....	401	306	536
Italy.....	7,121	5,377	7,522	8,623	57	5,092	616
Japan.....	68	4	8	9
Spain.....	496	82	74
Switzerland.....	1,844	133	173	168
O. C.	338	3,569	1,218	1,998
.....	809,934	1,022,221	1,112,256	1,276,925	144,727	1,270,084	218,235

3-4 EDWARD VII., A. 1904

No. 15.—STATEMENT (by Countries) of the Values of the Principal Articles, both Dutiable and Free, Imported, &c.—Continued.

Articles Imported.	Countries.	1899.		1900.		1901.		1902.		1903.	
		Dutiable.	Free.	Dutiable.	Free.	Dutiable.	Free.	Dutiable.	Free.	Dutiable.	Free.
		£	¢	£	¢	£	¢	£	¢	£	¢
Oils	G. B.	385,973	9,890	539,625	9,275	489,640	53,991	491,826	46,233	387,427	68,698
	U. S.	1,077,539	55,161	1,271,298	82,999	1,462,900	101,104	1,761,979	105,753	2,309,177	145,879
	Australasia.	18	124	65	856	108	72	1,886
	Belgium	2,989	824	1,206	31	449	965	483
	E. E. Indies	3,423	3,539
	E. W. Indies	73	270	1	35
	China	9,774	5,776	12,435	15,987	29,727	31
	France	26,169	25,048	19,149	25,180	27,814	1,691
	Germany	2,773	5,416	8,274	3,750	5,092	616
	Holland	401	396	536	575
	Italy	7,121	5,377	7,322	8,623	9,488
	Japan	68	4	8	2	3
	Newfoundland	37,099	38,361	37,973	40,364
	Norway & Sweden	3,758	11,677	7,596	7,575
Spain	496	82	
Switzerland	1,814	133	173	168	
O. C.	338	2,798	938	1,726	
		1,521,759	103,400	1,871,742	132,381	2,008,913	193,352	2,517,853	193,257	2,771,133	296,790
Oil cake and meal, &c.	G. B.	8,741
	U. S.	28,058	30,669	29,836	31,531	30,138
	O. C.	238
		28,058	30,909	29,836	33,183	38,879
Oilcloth	G. B.	284,244	314,191	366,932	467,490
	U. S.	251,201	70,071	77,684	81,514	89,800
	France	65,699	575	146	146	309
	Germany	113	979	1,684	1,481	6,325
	O. C.	730	88
		298,134	355,957	423,705	450,073	563,933	

SESSIONAL PAPER No. 10

Optical, philosophical, photographic and mathematical instruments.....	G. B.	16,391	7,201	15,753	4,049	18,068	3,946	17,913	4,884
	U. S.	196,726	17,493	174,439	21,438	185,446	44,631	198,865	31,471
	Austria-Hungary.....	1,532	167	916	168
	France.....	13,081	4,392	16,510	2,465	18,870	1,473	25,736	1,865
	Germany.....	9,274	3,457	8,591	6,738	13,493	7,580	15,235	8,643
	O. C.	206	72	15	264	67	97	43
		235,683	32,513	215,242	34,755	297,057	57,697	258,014	46,886
Packages.....	G. B.	196,722	219,128	215,516	227,304
	U. S.	188,371	194,813	186,373	174,454
	Australasia.....	20	28	71	358
	Austria-Hungary.....	1,008	223	870	1,500
	Belgium.....	3,336	1,697	750	211
	British Guiana.....	2,219	2,589	2,879	2,681
	B. E. Indies.....	5,239	1,087	4,148	6,115
	B. W. Indies.....	4,442	4,148	1,408	2,631
	China.....	5,369	10,387	9,893	9,293
	Denmark.....	18	80	19
	France.....	86,744	82,251	103,812	110,631
	Germany.....	2,970	3,836	18,120	13,993
	Greece.....	11,138	2,683	9,462	13,104
	Holland.....	120,882	146,803	126,336	180,868
	Hong Kong.....	3,781	27	3,106
	Italy.....	1,058	565	848
	Japan.....	3,483	3,509	3,496	3,543
	Spain.....	24,367	24,691	25,603	28,311
	Turkey.....	1,835	77	941	1,639
	O. C.	234	463	694	1,552
		663,896	699,985	710,918	781,731
Packages—Post office and express parcels and packages, &c.....	G. B.	130,077	946	127,741	155	126,656	60	113,520
	U. S.	1,220,926	17,053	1,549,195	23,707	1,507,856	136	1,321,486
	China.....	2	162	953
	France.....	51	97	217	38	12	71
	O. C.	125	43	934	124	1,888	15	256
		1,355,767	18,139	1,678,549	24,024	1,697,365	282	1,435,292
Paintings, drawings, engravings, prints and building plans, N. E. S.	G. B.	361,896	235,378	51,333	172,341	42,399	331,816	44,003	250,143
	U. S.	155,977	101,290	161,952	232,995	195,980	183,788	229,535	139,277
	Austria-Hungary.....	28	173	92	45	622	298
	Belgium.....	183	667	330	683	403	400
	France.....	46,910	94,428	5,287	12,998	4,472	16,728	4,120	15,943
	Germany.....	5	32	25,339	646	26,752	615	24,801	21,904
	Holland.....	7,503	4,555	54	958	16	2,999	133	2,588

SESSIONAL PAPER No. 10

U. S.	4,092	3,370	11,985	13,848	32,257
O. C.	1	21	13	14	22
Pelts, raw					
G. B.	4,098	3,556	12,470	15,431	36,171
U. S.					
St. Pierre.	162		5,400		
			48	10	216
	162		5,568	10	216
Pencils, lead, in wood or otherwise.					
G. B.	6,703	10,946	13,370	14,859	15,125
U. S.	50,314	58,831	59,137	63,162	74,319
France.	1,008	1,142	511	876	485
Germany.	22,437	27,329	31,775	20,762	35,095
O. C.	12	332	378	5	12
	80,474	98,780	105,165	105,662	125,636
Perfumery, all kinds, pomades, hair oil, &c.					
G. B.	20,726	18,994	23,257	18,909	18,921
U. S.	35,155	41,816	55,818	55,537	70,633
Belgium.		52	17		
France.	55,541	59,484	61,611	62,402	72,419
Germany.	3,489	3,760	7,861	6,084	8,394
Japan.	155	157	48	2	65
O. C.	202	537	605	261	489
	115,328	124,800	149,212	143,195	170,921
Pickles, sauces and catsups.					
G. B.	111,311	141,411	144,355	136,242	184,567
U. S.	61,680	91,458	80,536	83,904	111,359
B. E. Indies.			6,740	65	30
China.	1,719	2,896	1,153	3,010	1,909
France.	3,197	5,742	3,568	5,137	5,082
Italy.	485	86	57	638	709
Japan.	2,132	2,727	5,310	4,015	6,075
O. C.	863	784	284	918	3,123
	184,387	245,104	242,003	233,929	313,514
Plants and trees					
G. B.	3,773	4,300	1,947	2,674	3,319
U. S.	11,318	15,718	27,896	25,328	42,502
Belgium.	1,073	1,465	2,192	3,805	2,486
B. W. Indies.		228	379	2,249	6,144
China.	6	35	2	51	27
France.	3,091	2,680	1,530	351	447
Germany.	1,620	313	113	7,291	3,003
Holland.	3,339	3,927	3,321	4,110	7,580
				28,150	4,138

3-4 EDWARD VII., A. 1904

No. 15.—STATEMENT (by Countries) of the Values of the Principal Articles, both Dutiable and Free, Imported, &c.—Continued.

ARTICLES IMPORTED.	Countries.	1899.		1900.		1901.		1902.		1903.	
		Dutiable.	Free.	Dutiable.	Free.	Dutiable.	Free.	Dutiable.	Free.	Dutiable.	Free.
		£	¢	£	¢	£	¢	£	¢	£	¢
Plants and trees— <i>Con.</i>	Japan	3	303	31	1,130	88	1,077	22	1,068	60	1,281
	O.C.		147	16	630	14	272	29	147	45	239
Precious stones of all kinds and imitations of	G. E.	17,925	237,252	32,512	339,969	23,455	397,625	12,763	317,250	51,162	407,078
	U. S.	9,746	26,226	13,647	52,067	19,883	75,639	14,122	79,366	17,126	92,639
	Australasia			475	371	720		468		869	28
	Austria-Hungary					979		1,318		56,858	82,223
	Belgium			125	276			19		454	
	B. E. Indies						49,031				896
	France	11,817	13,466	11,460	34,940	15,597	21,354	16,166	59,450	24,362	398,323
	Germany	7,545	3,586	2,082	46,967	16,963	5,728	19,537	2,799	7,365	12,976
	Holland		136,771		93,043	16	133,112			281,189	223,869
	O.C.		55						158		305
		47,065	417,558	62,301	567,633	77,553	687,489	64,551	799,310	102,233	1,152,206
Provisions, viz. :—Butter, cheese, eggs, lard and meats	G. E.	42,036	63	56,822		35,764		30,147		34,300	
	U. S.	2,620,101	3,799	2,783,144	1,280	3,002,672	2,553	2,462,865	3,416	1,477,896	3,189
	Australasia	46,118		39,427		28,425		37,293		12,612	
	China	4,403		4,206		4,352		3,340		5,390	
	France	5,544		7,393		7,997		6,702		8,782	
	Germany	662		845		890		1,240		76	
	Italy	495		221		359		506		5,541	
	Japan	2				37		42		33	
	Newfoundland	18		10		6		97		376	
	Norway & Sweden	89								358	
	Switzerland	1,094		1,490		2,575		4,138		5,510	
	O. C.	191		1,140		2,036		850		3,042	
	2,721,753	3,862	2,894,698	1,280	3,083,023	2,553	2,547,220	3,492	1,851,821	3,189	

SESSIONAL PAPER No. 10

Rags, of cotton, linen, jute, hemp, woolen, &c.	G. B.	143,995	119,036	67,748	44,730	134,224
	U. S.	130,046	169,480	133,075	91,739	117,888
	Belgium	257	1,120	3,169	1,450
	France	1,270	1,112	1,007
	Germany	22,953	17,297	25,101	27,069	38,944
	O. C.	43	1,007
		298,561	306,843	225,924	167,902	295,120
		516	445	1,879	54	114
		46,452	45,686	50,107	47,482	41,897
		1,766	4,949	3,504	4,190	6,001
Rennet	Denmark	3,109	5,837	8,852	12,202	9,220
	Germany	1,150	2,005
	Holland	1,455	2,333	2,471	1,339
	Norway & Sweden	1,680	2,737	225	2,027	275
	O. C.
		54,978	59,704	68,050	68,426	61,451
Resin	G. B.	461	37	3,457	88
	U. S.	93,776	111,723	121,749	147,603	194,039
	O. C.	157	19	165
	94,237	111,760	125,363	147,613	194,292	
Ribbons	G. B.	502,620	460,969	385,515	517,067	686,821
	U. S.	37,650	33,490	46,139	48,781	47,846
	Austria-Hungary	1,123	180	336	428
	Belgium	216	7	106	2,657
	China	15	18	21	24
	France	161,788	140,184	115,241	133,182	205,954
	Germany	53,639	45,413	63,504	49,551	52,326
	Italy	68	18	12
	Japan	32	82
	Switzerland	98,026	34,682	32,948	49,668	97,285
	O. C.	39	47	68	39	47
		854,113	715,451	643,628	798,730	1,003,470
	Salt	G. B.	312	241,242	289,193	285,025
U. S.		82,505	7,700	14,114	13,618	9,423
B. W. Indies		22,149	12,172	26,487	17,852
Dutch W. Indies		42
F. W. Indies		2,577
Italy		11,313	16,585	16,439	32,463	9,167
Newfoundland	4,866	3,618	
Portugal	3,016	3,274	4,009	3,389	4,974	

3-4 EDWARD VII., A. 1904

No. 15.—STATEMENT (by Countries) of the Values of the Principal Articles, both Dutiable and Free, Imported, &c.—Continued.

ARTICLES IMPORTED.	Countries.	1899.		1900.		1901.		1902.		1903.		
		Dutiable.	Free.	Dutiable.	Free.	Dutiable.	Free.	Dutiable.	Free.	Dutiable.	Free.	
		%	%	%	%	%	%	%	%	%	%	
Salt— <i>Cont.</i>	Spain.....		5,167		6,998		3,900		11,591		16,343	
	West Indies.....								243			
	American Cuban.....	2							1,947	60	1,031	
	O. C.....	32,819	267,520	30,183	295,253	33,119	339,887	39,079	385,629	11,772	361,185	
Sausage casings, N. E. S.	G. B.....	7,791		8,386		9,330		12,252		13,318		
	U. S.....	37,610	69	44,607	102	41,669		47,281	71	48,239	7	
	Australasia.....	316		532								
	O. C.....	1,008		1,008		361						
		45,720	69	54,593	102	54,360		59,533	71	61,557	7	
Seeds and ballbous roots, N. E. S.	G. B.....	8,394	26,112	10,120	108,374	6,658	70,994	4,779	133,378	10,974	81,711	
	U. S.....	360,936	1,073,808	510,321	1,279,801	557,514	688,388	424,451	1,748,580	452,699	1,345,629	
	Arg. Republic.....	1	56,786	30	27,338				47,349		28,938	
	Belgium.....	98		180		54		29		148		
	China.....			29		735		73		808		
	Denmark.....	9,222	22,478	4,750	24,171	8,205	42,092	386	22,900	9,806	29,043	
	France.....	5,374	3,558	1,913	3,572	5,101	1,782	7,272	18,690	5,094	10,703	
	Germany.....	455	530	1,536	562	737	1,761	2,198	2,543	323	6,524	
	Holland.....	3,863		1,505		2,319		3,883		5,321		
	Turkey.....	115		91		771		65		318		
		O. C.....	388,458	1,183,362	530,487	1,443,818	582,094	780,978	450,563	1,992,740	486,091	1,592,912
	Settlers' effects.	G. B.....		458,888		657,344		801,538		802,313		1,117,813
		U. S.....		2,183,861		2,385,724		2,915,603		3,751,363		5,287,883
Australasia.....			5,245		790		910		751		12,500	
Autstra-Hungary.....			5		25		291		1,343		186	
Belgium.....			5,590		3,375		673		730		100	

SESSIONAL PAPER No. 10

B. E. Indies.....	25	116	600	1,204	250
B. W. Indies.....	3,500	918	4	1,050	870
China.....	348	1,610	44	470	950
France.....	897	1,620	10,720	12,377	12,982
Germany.....	875	2,113	1,413	3,419	2,941
Hawaii.....			700	606	300
Holland.....	319		1,200		120
Italy.....			1,033	240	
Japan.....	97	352		500	205
Newfoundland.....	3,238	10,311	5,082	4,992	3,158
Russia.....	142,790	512	530		500
Turkey.....	200				
O. C.....	78		175		1,936
	2,805,956	3,065,410	3,740,630	4,580,481	6,442,724
G. B.....	1,550,550	647	36	1,929,383	733
U. S.....	211,399	232,585	277,199	346,246	213,469
Austria-Hungary.....	18,193	14,760	9,581	11,052	17,006
Belgium.....	552	141	1,117	319	4,400
B. E. Indies.....	35		12		
China.....	5,723	8,623	7,601		11,736
France.....	430,158	474,998	286	469,918	593,583
Germany.....	287,674	271,503	317,826	384,229	486
Hong Kong.....	5,861	10,175	659		4,764
Italy.....	14,061	2,453	39,061		57,181
Japan.....	227,234	300,294	279,662	21,600	363,557
Switzerland.....	158,601	100,789	164,293	410	153,206
Turkey.....		363	136		
O. C.....	249		1,303		123
	2,910,290	3,224,116	277,521	3,69,043	3,785,068
G. B.....	301	285			256
U. S.....	30,035	49,387			77,804
Germany.....	2,596	3,853			5,764
O. C.....	147	172			554
	33,079	53,697			84,438
G. B.....	185,615	230,545			34,845
U. S.....	165,844	181,662			250,700
France.....	27,883	34,048			56,780
Germany.....	1,785	2,289			1,742
Italy.....		745			2,375
O. C.....	71	52			112
	381,198	449,341			346,354
Silk and manufactures of.....	279,032	291,153		3,418,171	3,785,068
G. B.....					
U. S.....					
Germany.....					
O. C.....					
Slate and manufactures of.....	279,032	291,153		3,418,171	3,785,068
G. B.....					
U. S.....					
Germany.....					
O. C.....					
Soap.....	279,032	291,153		3,418,171	3,785,068
G. B.....					
U. S.....					
Germany.....					
O. C.....					

No. 15.—STATEMENT (by Countries) of the Values of the Principal Articles, both Dutiable and Free, Imported, &c.—Continued.

ARTICLES IMPORTED.	Countries.	1899.		1900.		1901.		1902.		1903.	
		Dutiable.	Free.	Dutiable.	Free.	Dutiable.	Free.	Dutiable.	Free.	Dutiable.	Free.
		₹	%	₹	%	₹	%	₹	%	₹	%
Spices.....	G. B.	87,626		124,044		129,415		151,466		127,106	
	U. S.	76,563		76,787		63,528		71,829		63,529	
	Belgium.....										
	B. E. Indies..	6,249		7,870		2,775		13,131		17,587	
	B. W. Indies..	14,142		8,361		15,544		9,247		16,669	
	China.....	530		3,632		3,062		1,628		4,071	
	Germany.....	231									
	Japan.....	2,275		2,466		5,087		4,372		4,624	
	O. C.	1,071		1		1,971		300		2,877	
		188,687		223,224		221,382		251,973		236,437	
	Spirits and wines	G. B.	691,192		827,541		906,389		850,305		936,771
U. S.		89,983		79,215		82,709		83,750		91,204	
Australasia..											
Belgium.....		225				183		1,043		134	
B. Guiana....		10,480		13,430		20,365		12,462		6,926	
B. W. Indies..		6,724		8,273		10,744		9,613		10,537	
China.....		14,013		12,124		16,622		21,967		15,249	
Denmark.....		106		165		128				82	
France.....		588,291		672,015		702,705		761,914		816,624	
F. poss. in Africa.		103		97		205					
Germany.....		15,163		16,488		13,383		16,568		17,531	
Holland.....		170,890		187,448		241,019		203,374		286,061	
Hong Kong..		61		4,635		2,689		203		3,933	
Italy.....		10,485		12,827		8,195		12,602		10,595	
Japan.....				2,073		1,618		3,229		6,814	
Madeira.....		18				146		239		290	
Newfoundland.		2,044		1,358		1,204		1,967		1,066	
Norway & Sweden.	103				122						
Portugal.....	29,516		31,967		40,964		39,319		43,159		
Spain.....	85,875		109,954		114,673		129,980		128,935		
St. Pierre..	231		731		935		887		1,241		
Switzerland..	662		925		1,086		1,064		755		

SESSIONAL PAPER No. 10

	1,358	323	505	560	1,392
O. C.	1,720,548	1,983,591	2,164,589	2,146,276	2,401,581
G. B.	13,029	10,849	8,658	15,739	19,154
U. S.	19,737	21,749	25,336	29,823	31,692
B. W. Indies,	2,358	2,474	2,882	1,863	1,123
France,	41	3	29	81	504
Germany,	33	3	30	329	149
O. C.	727	1,417	3,475	2,753	1,845
	35,925	36,542	40,410	50,588	54,437
G. B.	23,017	21,183	17,688	16,013	14,281
U. S.	57,593	47,593	40,535	38,176	45,302
Belgium,		73	170	199	87
China,	926	967	932	1,332	556
O. C.	47	4,699	593	120	3,425
	81,583	74,515	59,918	55,900	63,651
G. B.	48,470	46,341	50,489	53,455	63,404
U. S.	105,383	132,120	129,819	183,691	181,751
Belgium,		2,504	22	26	41
France,	622	517	611	1,090	1,805
Germany,	1,018	2,013	1,809	1,486	6,151
O. C.	10	60	35	41	705
	155,503	181,051	182,785	240,289	254,521
					396
					1
					221
					896
					1
					125,871
G. B.	173,716	91,786	649,252	306,305	74,907
U. S.	685,978	1,025,689	580,440	573,425	136,765
Australasia,	427,965	404,200	1,588		
Austria-Hungary,	24,274	2,162	5,584	17,378	38,994
Belgium,	1,452,560	2,828,378	2,854,508	324,798	430,451
B. Guiana,	13,794	20,448	96,136	154,317	571,481
B. W. Indies,	310,288	169,012	517,385	726,411	1,094,783
China,	27,954	7,235	26,909	37,469	347
Dutch E. Indies,	145,825		311,675	699,853	410,976
Dan. W. Indies,	1,616				12
Fiji,					231,333
France,	39	12	786,618	1,297,006	145,967
Germany,	2,748,214	3,411,881	1,520,423	3,653,147	3,116,741
Holland,	32,682	61,229	165,289	92,358	39,804
Hong Kong,		27,417	10,549	49	22,455
Peru,			412,873	19,498	157,829

Sugar, molasses, &c. :—

Sugar, all kinds

3-4 EDWARD VII., A. 1904

No. 15.—STATEMENT (by Countries) of the Values of the Principal Articles, both Dutiable and Free, Imported, &c.—Continued.

ARTICLES IMPORTED.	Countries.	1899.		1900.		1901.		1902.		1903.	
		Dutiable.	Free.	Dutiable.	Free.	Dutiable.	Free.	Dutiable.	Free.	Dutiable.	Free.
		£	%	£	%	£	%	£	%	£	%
Sugar, molasses, &c.— <i>Con.</i> Sugar, all kinds— <i>Con.</i>	West Indies American.....	19,093		4,540		59		2,917		76	
	Cuban.....	31		23		14,052		42		12	
	O. C.....	6,065,129		7,551,012		7,953,310		7,905,041		6,172,335	
Molasses.....	G. B.....	195		26,771		99,897		26,139		1,161	
	U. S.....	174,215	11	396,485		244,810	343	162,039	360	179,908	314
	Australasia.....	334		163		26		257		145	
	B. Guiana.....	17,475		19,171		5,322		163,468		349,318	
	B. W. Indies.....	354,601		467,699		482,079		8,901		191	
	Dan. W. Indies.....	6,823		1,435		1,635					
	Dutch W. Indies.....										
	West Indies American.....	259,742		301,807		237,215		290,403		286,842	
	Cuban.....	6		93		39		1		945	
	O. C.....	813,591	11	1,216,684		1,071,083	343	921,228	360	818,510	314
Sugar candy, confectionery, sweet- ened gums and candied peels, glucose or grape sugar and sac- charine, including maple sugar and maple syrup.....	G. B.....	58,502		67,048		82,050		83,460		108,135	
	U. S.....	103,030		167,580		228,290		179,239		122,875	
	China.....	688		893		697		1,657		1,242	
	France.....	6,736		5,010		7,686		7,549		7,774	
	Germany.....	1,952		502		1,321		2,423		1,555	
	Holland.....	122								192	
	Italy.....	116		1,622		151		97		1,128	
	Switzerland.....	176		176		343		99		117	
	Turkey.....			17				138		236	

SESSIONAL PAPER No. 10

	62	322	418	704	1,191
O. C.	171,298	243,170	320,956	275,926	244,445
G. B.	232,413	185,605	831,199	415,924	181,293
U. S.	962,323	1,589,754	1,053,540	914,705	439,488
Sugar, molasses, &c.	428,269	404,363	1,614	257	145
Australia.	24,274	2,162	5,584	17,378	38,994
Austria-Hungary	1,452,563	2,328,383	2,824,524	325,232	430,763
Belgium	33,469	39,619	101,458	154,317	571,481
B. Guiana.	664,889	636,711	999,464	1,189,879	1,444,122
B. W. Indies	28,642	8,143	27,607	38,527	1,392
China.	145,825		311,675	699,853	410,976
Dutch E. Indies	8,439		1,635	8,901	293
Dutch W. Indies	9	1,435			
Fill.					
France.	6,775	5,022	791,304	1,304,615	231,363
Germany.	2,750,166	3,412,383	1,521,744	3,653,370	133,741
Holland	32,804	61,229	165,289	42,358	3,118,296
Hong Kong	26	27,718	16,936	59	40,036
Italy.	116	1,022	151	957	22,958
Peru.			412,873	19,498	1,128
Russia.	21	176	14,041		157,829
Switzerland.			343	99	117
Turkey		17		138	240
West Indies					
American	278,835	309,497	237,274	263,320	286,918
Cuban	40	23	61	42	
O. C.		94		271	1,307
	7,049,928	9,013,866	343,934,379	7,910,898	7,335,890
					314
G. B.	1,310	975	2,481	2,563	3,290
U. S.	559	1,886	4,426	1,722	3,142
O. C.				350	
Tallow	1,869	2,361	6,907	4,635	6,432

Recapitulation.

3-4 EDWARD VII., A. 1904

No. 15.—STATEMENT (by Countries) of the Values of the Principal Articles, both Dutiable and Free, Imported, &c.—Continued.

Articles Imported.	Countries.	1899.		1900.		1901.		1902.		1903.	
		Dutiable.	Free.	Dutiable.	Free.	Dutiable.	Free.	Dutiable.	Free.	Dutiable.	Free.
		%	%	%	%	%	%	%	%	%	%
Tea	G. B.	3,477	786,737	904	747,432	6,554	685,415	1,679	842,611	2,363	916,138
	U. S.	156,736	690,297	11,524	1,118,402	29,021	925,228	75,320	982,933	62,346	1,324,233
	E. E. Indies	718	300,998	10	391,411	200	168,386	299	150,802	803	257,767
	China	17	263					12			
	Holland		1,229,196	1,169	1,276,736	1,064,459	909,806		909,806		673,213
	Japan	5	453	4	422	13	9,661	1	1,236		431
O. C.											5,838
		160,353	3,367,854	46,611	3,561,403	36,388	3,453,479	76,711	2,900,418	65,843	3,407,299
Tobacco and manufactures.	G. B.	46,253	245	65,887	861	89,919	1,708	102,286	132,910	76,797	
	U. S.	96,270	1,691,065	108,615	1,661,117	228,263	1,548,233	100,625	2,003,153	102,918	2,337,531
	Belgium	141		242		631	612	81		89	371
	B. E. Indies	511		286		171		122		342	
	B. W. Indies.	3,210		1,913		1,672		1,271		1,752	
	China	2,566		1,452		1,450		2,238		810	
	Cuba	5,355		5,419		10,073		13,351		16,437	
	France	448		308		356		34		808	
	Germany	1,682		2,187		2,056		8		42	
	Holland	2		219		442		14		6,335	
	Japan	25		293		663		92		206	
	Mexico	3,440		1,813		9,586		35		550	
	Philippines			14,381		14,387				8,458	
	Spanish Possess.									9,677	
	other	9,011									
Switzerland	60		60		120				81		
Turkey			2,701		879		3		2		
West Indies											60
American	143,572	360	80	8,396	263,116	5,154	227,925	7,262	43	250,861	50,830
Cuba	288		983		1,489		1,564		1,874		2,690
O. C.											
	312,880	1,715,451	426,458	1,731,366	616,369	1,555,851	470,377	2,020,099	537,311	2,303,517	

SESSIONAL PAPER No. 10

Tobacco pipes of all kinds, pipe mounts, cigar and cigarette holders and cases for same, smokers' sets and cases therefor and tobacco pouches.....	55,708	70,001	92,190	129,212	162,852
U. S.....	22,144	20,395	18,650	27,315	34,667
Austria-Hungary.....	34,506	29,798	51,892	25,771	25,358
Belgium.....	33	278	233	703	145
France.....	58,755	65,930	92,357	84,469	107,843
Germany.....	29,576	26,819	37,498	35,951	38,054
Switzerland.....	4	831		164	399
O. C.....	164	75	185	98	1,285
	191,890	214,057	292,895	303,683	368,693
Trunks, pocketbooks, purses, hat boxes, carpet bags and satchels.....	14,056	16,705	25,788	55,324	28,974
G. B.....	82,234	87,751	90,486	130,635	187,840
U. S.....	244	628	623	567	1,670
Austria-Hungary.....	13,107	12,885	11,900	9,088	12,489
France.....	13,969	12,492	18,826	21,965	34,122
Germany.....	99	320	351	67	594
O. C.....	123,649	130,781	147,974	197,646	265,689
	29	15	240	6	2,350
Turpentine, spirits of.....	228,966	339,657	309,095	311,767	434,708
G. B.....			4		
U. S.....					
O. C.....	228,965	339,675	309,339	311,773	437,058
Umbrellas, parasols and sunshades.....	120,527	101,473	68,400	60,785	50,431
G. B.....	6,467	5,301	8,297	8,837	9,147
U. S.....	611	20	391	76	433
France.....	3,416	3,016	4,347	2,402	1,792
Germany.....	217	80	229	124	258
O. C.....	131,238	109,890	81,864	72,224	62,041
Varnish, lacquers, driers, collodion and oil finish.....	39,789	27,223	35,457	34,753	33,424
G. B.....	54,232	59,270	80,965	102,547	108,681
U. S.....	132	195	138	276	418
France.....	12	75	65	86	5
Germany.....					
O. C.....	85,165	86,763	116,625	137,662	142,528
			421	351	663
					852

3-4 EDWARD VII., A. 1904

No. 15.—STATEMENT (by Countries) of the Values of the Principal Articles, both Dutiable and Free, Imported, &c.—Continued.

ARTICLES IMPORTED.	Countries.	1899.		1900.		1901.		1902.		1903.	
		Dutiable.	Free.	Dutiable.	Free.	Dutiable.	Free.	Dutiable.	Free.	Dutiable.	Free.
		£	%	£	%	£	%	£	%	£	%
Vegetables.....	U. S.....	16,451	23,458	32,481	32,804	29,729
	U. S.....	272,953	330,630	377,391	312,408	607,009
	Australia.....	3	617	387	1,324	1,627
	Belgium.....	450	3,606	541	62	1,966
	B. W. Indies.....	1,680	6,652	8,578	11,624	10,811
	China.....	6,704	31,357	19,325	29,608	37,626
	France.....	26,724	6,729	161	2,709	5,866
	Germany.....	382	2,812	1,155	37	4,891
	Hong Kong.....	1,013	2,148	2,025	2,085	3,229
	Japan.....	698	5,469	3,128	5,662	11,525
	Spain.....	1,059	21	210	1,501	591
O. C.....	215	
		328,332	413,149	445,385	430,397	717,866
Watches and parts of.....	U. S.....	13,947	8,784	10,552	12,618	22,526
	U. S.....	348,245	406,633	511,063	573,654	700,474
	France.....	19,816	19,236	6,394	13,639	11,878
	Germany.....	8,721	5,331	3,737	12,691	8,459
	Switzerland.....	36,471	60,005	90,057	128,556	129,348
	O. C.....	39	1,997	68
			427,198	500,018	624,000	742,558	872,753
Webbing, elastic and non-elastic.....	U. S.....	43,290	51,427	53,309	46,470	48,148
	U. S.....	68,954	78,697	82,473	106,881	110,896
	France.....	2,416	5,081	980	2,301	2,885
	Germany.....	6,846	4,391	1,638	1,386	2,241
	O. C.....	118	154	229
			121,624	139,750	138,700	156,738	161,393

No. 15.—STATEMENT (by Countries) of the Values of the Principal Articles, both Dutiable and Free, Imported, &c.—*Continued.*

ARTICLES IMPORTED.	1899.		1900.		1901.		1902.		1903.	
	Dutiable.	Free.	Dutiable.	Free.	Dutiable.	Free.	Dutiable.	Free.	Dutiable.	Free.
Coin and bullion.....	%	%	%	%	%	%	%	%	%	%
G. E.....		128,800		509,747		198,169		191,636		103,863
U. S.....		4,589,993		7,764,201		3,335,683		6,062,354		8,814,358
B. W. Indies.....		1,490				846		1,982		923
China.....		2				228				50
France.....				256						
Germany.....		1,350				1,305				
Italy.....						60				
Japan.....						3				
Newfoundland.....		33,080		23,231		1,000		53,740		57,003
O. C.....		419						245		
		4,765,131		8,297,438		3,537,291		6,311,405		8,976,797

SESSIONAL PAPER No. 10

No. 16—STATEMENT (by Countries) of the Values of the Principal Articles Exported during the Fiscal Years ended June 30, 1899, to 1903.

(ABBREVIATIONS.—*G. B.*, Great Britain. *U. S.*, United States. *B. W.*, British West. *B. E.* British East. *D. W.*, Dutch West. *O. C.*, Other Countries.)

ARTICLES EXPORTED.	Countries.	1899.	1900.	1901.	1902.	1903.
Animals, living:—		\$	\$	\$	\$	\$
Horned Cattle, one year old or less.	<i>G. B.</i>	7,797	14,823	24,600	150
	<i>U. S.</i>	242,947	375,098	260,998	124,497	59,752
	<i>B. W. Indies</i>	665
	Newfoundland.....	35	10	446	33	106
	<i>St. Pierre</i>	570	875	765	619	593
	<i>O. C.</i>	20
		251,349	390,806	287,474	125,299	60,471
Horned Cattle, over one year old.	<i>G. B.</i>	7,157,373	7,564,257	8,003,876	9,742,588	10,842,438
	<i>U. S.</i>	1,070,593	1,035,959	634,640	699,178	260,166
	<i>Arg. Republic</i>	14,600
	<i>Belgium</i>	32,270	28,140	88,550
	<i>B. W. Indies</i>	5,456	4,223	739	2,677	4,977
	<i>France</i>	2,520
	Newfoundland.....	66,579	72,812	73,785	80,734	78,790
	<i>St. Pierre</i>	21,930	22,619	21,406	18,112	34,345
	<i>Switzerland</i>	2,226
	<i>O. C.</i>	665	20	70	382	525
		8,325,022	8,699,890	8,781,386	10,574,331	11,309,791
Horses, one year old or less.	<i>G. B.</i>	5,400	590
	<i>U. S.</i>	103,681	4,350	980	5,874	5,045
	Newfoundland.....	2,500	50
		109,081	4,350	4,070	5,924	5,045
Horses, over one year old.	<i>G. B.</i>	596,627	521,666	230,775	435,155	224,845
	<i>U. S.</i>	348,929	316,804	490,872	646,429	777,681
	<i>Belgium</i>	490
	<i>B. Africa</i>	412,250	328,125	651,300
	<i>B. Guiana</i>	2,100	900	450	1,615
	<i>B. W. Indies</i>	7,267	2,720	2,475	13,745	9,900
	Newfoundland.....	13,828	10,495	18,134	10,885	18,642
	<i>St. Pierre</i>	75	350	1,450	50	680
	<i>O. C.</i>
		968,826	1,265,185	1,071,831	1,758,504	1,033,363
Sheep, one year old or less.	<i>G. B.</i>	48,595	14,595	94,916	95,281	94,386
	<i>U. S.</i>	1,068,756	1,163,162	1,001,004	803,701	893,336
	<i>B. Guiana</i>	240
	<i>B. W. Indies</i>	30	2,698	828
	Newfoundland.....	235	1,049	598	896	297
	<i>St. Pierre</i>	468	1,226	799	791
		1,118,084	1,182,970	1,097,317	899,878	989,638

3-4 EDWARD VII., A. 1904

No. 16.—STATEMENT (by Countries) of the Values of the Principal Articles Exported, &c.—Continued.

ARTICLES EXPORTED.	Countries.	1899.	1900.	1901.	1902.	1903.
		£	£	£	£	£
Animals, living— <i>Con.</i>						
Sheep, over one year old.....	G. B.	285,141	460,913	340,419	430,055	562,501
	U. S.	108,266	234,835	160,094	118,436	70,966
	Belgium.....			6,996	4,500	3,774
	B. Guiana.....	980	300	555	82	771
	B. W. Indies.....	12,912	534	5,309	13,637	14,355
	France.....				10,450	
	Newfoundland.....	9,306	9,467	11,308	12,027	10,034
	St. Pierre.....	6,128	4,993	6,643	7,686	6,835
	O. C.	375				
		423,048	711,042	531,414	596,893	669,236
Swine.....	G. B.					700
	U. S.	2,415	11,573	5,854	81,516	316,397
	Newfoundland.....	411	426	374	238	2,792
	St. Pierre.....	2,029	2,553	1,929	2,238	2,242
	O. C.	211	21	144	87	238
		5,064	14,573	8,301	84,079	322,369
Poultry and other....	G. B.	17,134	771	36,555	2,046	774
	U. S.	67,354	55,858	85,321	55,862	62,083
	B. Guiana.....	430		300		33
	B. W. Indies.....	815	593	1,416	1,433	1,198
	Newfoundland.....	2,166	179	1,379	89	107
	St. Pierre.....	2,758	2,323	2,747	2,499	1,353
	O. C.	271	1,462	100	79	115
		90,928	61,186	127,818	62,008	65,663
<i>Recapitulation.</i>						
Animals, living.....	G. B.	8,118,267	8,577,025	8,731,731	10,705,275	11,725,644
	U. S.	3,012,879	3,197,639	2,639,763	2,535,493	2,445,426
	Belgium.....			39,266	33,130	92,439
	B. Africa.....		412,250	328,125	631,300	
	British Guiana.....	4,265	1,460	855	552	3,067
	B. W. Indies.....	26,601	10,789	10,838	31,579	31,393
	China.....				382	
	France.....				12,970	
	Newfoundland.....	92,560	94,438	108,524	104,952	110,768
	St. Pierre.....	33,958	34,939	35,739	31,204	46,839
	O. C.	2,872	1,462	14,770	79	
		11,291,402	12,330,002	11,909,611	14,106,916	14,455,57
Ashes, including pot and pearl ashes.....	G. B.	42,610	48,812	39,710	40,927	34,652
	U. S.	65,388	86,789	75,327	91,679	79,384
	Australasia.....	70	1,033	912	650	645
	Belgium.....	2,714	1,290		730	2,636
	France.....		300	600	350	
	Germany.....			1,335		
	O. C.	15	31	2,610	62	14
		110,797	138,255	120,494	133,798	117,331
Bones.....	G. B.	60		3,634	58	
	U. S.	46,868	46,367	30,726	29,483	32,107
	Belgium.....			3,401		
	Germany.....			1,707		
	O. C.					121
		46,928	46,367	38,868	29,541	32,228

SESSIONAL PAPER No. 10

No. 16.—STATEMENT (by Countries) of the Values of the Principal Articles Exported, &c.—*Continued.*

ARTICLES EXPORTED.	Countries.	1899.	1900.	1901.	1902.	1903.	
		£	£	£	£	£	
Books, pamphlets, maps, photographs, &c.....	G. B.	28,256	40,139	47,421	27,501	52,013	
	U. S.	83,310	86,658	97,037	132,529	125,586	
	Australasia.	3,106	15,788	5,900	5,548	9,892	
	Belgium.	1,025	148	505	615	270	
	B. Africa.	393	118	933	499	1,337	
	B. E. Indies.	214	125	930	411	443	
	B. Guiana.	192	44	233	295	
	B. W. Indies.	7,064	14,285	2,107	4,196	4,543	
	China.	355	386	2,442	1,312	403	
	France.	475	4,878	943	208	163	
	Germany.	464	1,115	226	432	386	
	Mexico.	150	60	
	Newfoundland.	9,527	13,413	4,815	7,098	11,377	
	O. C.	773	1,678	1,247	3,604	2,931	
		135,154	178,731	164,700	184,246	209,639	
Breadstuffs :— Grain— Barley	G. B.	120,143	937,721	997,182	172,028	291,032	
	U. S.	59,158	77,754	85,927	9,499	17,148	
	Belgium.	111,038	85,966	41,648	130,801	
	B. W. Indies.	331	23	161	
	B. Guiana.	450	175	
	Germany.	67,041	
	Newfoundland.	188	460	358	10	8	
	O. C.	30	6,388	3,280	7,991	18,083	
			179,519	1,200,852	1,173,219	231,199	457,233
	Beans.....	G. B.	42,233	17,700	11,049	9,477	7,327
U. S.		15,348	99,830	338,746	185,921	54,017	
Australasia.		11,439	5,848	2,814	
Belgium.	11,177	2,700	1,985	828	
B. W. Indies.		13,304	6,188	4,929	1,639	846	
Dan. W. Indies.		17	144	72	94	
France.		131,874	172,140	50,321	13,774	3,080	
Germany.		3,224	448	678	
Holland.		4,985	
Newfoundland.		5,022	7,056	3,262	1,987	1,821	
West Indies— American.	1,986	
Cuban.		6,245	6,091	932	2,059	7,482	
O. C.		5,547	6,934	6,871	5,407	4,306	
		239,238	335,542	418,810	225,813	79,801	
Buckwheat.....	G. B.	97,372	63,086	93,798	79,094	67,900	
	U. S.	4,508	2,196	1,689	2,141	1,080	
	Belgium.	48,323	18,153	80,730	28,328	32,549	
	Germany.	20,188	61,281	51,159	58,463	71,640	
	Holland.	7,746	1,339	330	4,037	
	O. C.	500	11	3,454	2,225	
		178,637	146,055	227,717	175,517	175,394	

3-4 EDWARD VII., A. 1904

No. 16.—STATEMENT (by Countries) of the Values of the Principal Articles Exported, &c.—Continued.

ARTICLES EXPORTED.	Countries.	1899.	1900.	1901.	1902.	1903.
Breadstuff— <i>Con.</i>						
Grain— <i>Con.</i>						
Indian corn.....	G. B.....	5,288,133	4,286,158	4,744,317	1,148,000	963,282
	U. S.....	297	1	670	1.8-0	2,073
	Belgium.....	215,103	111,645	308,061	28,233	34,650
	B. Africa.....		900		1,352	18,293
	B. W. Indies.....	5,055	18	54	955	1,630
	France.....				8,427	23,034
	Germany.....	791,015	359,792	454,109	97,963	29,542
	Holland.....	109,688				12,175
	Newfoundland.....	918	264	5	874	922
	St. Pierre.....			29	45	
	O. C.....	1,286				
		6,411,495	4,758,778	5,507,245	1,287,789	1,085,601
Oats.....	G. B.....	3,026,535	2,060,047	2,355,068	1,431,179	1,909,231
	U. S.....	40,219	62,923	18,858	62,322	41,227
	Australasia.....	30				51,378
	Belgium.....	64,617	132,217	395,542	45,631	78,515
	B. Africa.....		11,299	9,140	297,988	143,818
	B. Guiana.....	13,912	17,947	9,498	24,958	26,358
	B. W. Indies.....	153,121	99,608	132,822	164,287	162,151
	Dan. W. Indies.....	505	290		3	89
	France.....			98,139	7,896	794
	F. W. Indies.....	2,260				
	Germany.....	174,056	42,020	20,726	10,175	
	Holland.....	7,043	247			
	Italy.....				16,316	22,673
	Newfoundland.....	52,885	60,192	58,689	42,580	89,409
	Russia.....		385			49,950
	St. Pierre.....	932	1,034	3,283	1,538	1,950
	West Indies—					
	American.....		150			
	Cuban.....	783	548	175		52,863
	O. C.....	39	141	1,635	10	2,480
		3,536,937	2,489,048	3,103,575	2,104,883	2,632,886
Pease, whole.....	G. B.....	1,629,951	1,707,522	1,999,929	1,112,814	476,714
	U. S.....	71,584	86,226	117,614	145,102	210,036
	Belgium.....	32,776	102,159	226,276	94,829	138,207
	B. Africa.....		1,108	3,896	732	10,255
	B. Guiana.....	2,150	3,282	7,240	31,613	35,463
	B. W. Indies.....	24,739	30,102	19,000	36,581	74,406
	Dan. W. Indies.....	666	1,973		33	526
	France.....	24,961	34,758	53,336	53,292	44,078
	Germany.....	19,805	16,151	43,729	94,448	
	Holland.....	15,600				35,582
	Newfoundland.....	14,966	19,046	15,308	20,178	24,554
	O. C.....	105	837	4,603	1,964	6,445
		1,837,303	2,003,164	2,490,931	1,591,586	1,056,266
Pease, split.....	G. B.....	26,419	48,995	70,824	104,776	
	U. S.....	1,756	1,747	1,136	24,924	
	Australasia.....	4,064	2,869	8,384	669	
	B. Africa.....	5,560	12,962	7,833	10,624	
	B. Guiana.....	18,563	8,445	7,643	27,462	
	B. W. Indies.....	65,232	76,967	79,828	46,637	
	Dan. W. Indies.....	462	161		67	
	France.....			3,121		
	Germany.....			11,008	6,120	
	Newfoundland.....	816	2,122	1,994	94	
	U. S. of Colombia.....	144	845	176	142	
	O. C.....	477	620	1,207	1,439	
		123,493	155,694	193,154	222,954	

Included with "Pease, whole" subsequent to 1902.

SESSIONAL PAPER No. 10

No. 16.—STATEMENT (by Countries) of the Values of the Principal Articles Exported, &c.—*Continued.*

ARTICLES EXPORTED.	Countries.	1899.	1900.	1901.	1902.	1903.
Breadstuffs— <i>Con.</i> Grain— <i>Con.</i>		%	%	%	%	%
Rye	G. B.	435,347	334,841	535,889	443,225	600,584
	U. S.	653	1,058	4	6	
	Belgium			122,111	12,890	31,027
	B. Africa					37,494
	Germany	54,939		50,152	22,927	31,374
	Holland	81,651			3,025	
	O. C.	3				809
		572,593	335,899	708,156	484,073	701,288
Wheat	G. B.	13,627,665	15,533,286	12,104,884	24,102,110	26,864,708
	U. S.	12,643	58,305	34,989	9,161	536,264
	Australasia		10			72,615
	Belgium	208,981	408,711	963,681	1,324,197	862,007
	B. Africa					70,807
	France	104,686	105,357	62,309	174,700	
	Germany	44,450	182,930	268,637	754,042	537,453
	Holland	12,000	7,621	3,209	4,425	77,317
	Italy	30,657	72,662	184,544	41,456	66,298
	Newfoundland	32	5	11	4	4
	O. C.	2,858	2	666	6	1,308
		14,043,972	16,368,889	13,622,930	26,410,101	29,088,781
Grain, all other	G. B.	660		750	8,854	
	U. S.	110	1,260	528	5,756	529
	Germany	2,757				
	O. C.	459		676	1,375	2,770
		3,926	1,260	1,954	15,985	3,299
<i>Recapitulation.</i>						
Grain	G. B.	24,294,398	24,989,356	22,913,690	28,611,617	31,180,778
	U. S.	206,276	391,300	600,161	446,712	862,374
	Australasia	15,583	8,944	9,800	3,483	129,493
	Belgium	569,800	895,100	2,185,067	1,579,128	1,308,584
	Brazil	1,100				
	B. Africa	6,593	27,029	22,498	313,828	299,531
	British Guiana	34,625	31,722	24,558	84,033	61,857
	B. W. Indies	264,510	212,883	237,630	250,128	239,229
	Denmark	473		2,180		
	Dan. W. Indies	1,650	2,568		175	709
	France	261,901	312,255	267,737	258,089	70,986
	F. W. Indies	5,003	4,530	5,446	5,326	8
	Germany	1,110,434	729,663	899,520	1,044,816	670,009
	Holland	238,713	9,207	3,539	13,487	125,074
	Italy	30,657	79,050	187,107	68,100	95,221
	Newfoundland	74,830	89,145	79,778	63,787	116,727
	Russia	25	385			49,968
	St. Pierre	975	1,053	3,531	1,596	2,017
	U. S. of Colombia	162	1,564	244	142	379
	West Indies— American. } Cuban. } O. C.	8,170 1,235	{ 2,356 7,039 32	{ 2,363 2,822	{ 3,291 162	{ 61,105 6,500
		27,127,113	27,795,181	27,447,691	32,749,900	35,280,549

3-4 EDWARD VII., A. 1904

No. 16.—STATEMENT (by Countries) of the Values of the Principal Articles
Exported, &c.—*Continued.*

ARTICLES EXPORTED.	Countries.	1899.	1900.	1901.	1902.	1903.
Breadstuffs— <i>Con.</i>		£	£	£	£	£
Grain products:—						
Bran	G. B.	120,936	100,044	64,386	61,920	93,292
	U. S.	37,418	34,966	138,040	147,239	91,178
	Belgium			7,280		712
	B. Africa			21,001	5,669	10,292
	B. W. Indies.....	5,065	5,244	7,031	9,380	13,434
	Denmark				7,684	13,028
	France			90		
	Germany	3,850		2,250		14,245
	Newfoundland....	768	1,739	2,964	4,655	5,402
	St. Pierre.....	76	30	20	24	374
	O. C.	7	3,183	153	607	143
		168,120	145,206	243,215	237,178	242,100
Oatmeal.....	G. B.	384,012	456,843	453,326	329,042	481,605
	U. S.	518	801	330	2,442	888
	Australasia	277	1,432		80	7,253
	Denmark			2,316	4,776	13,954
	Germany	1,998	5,010	555	1,720	2,540
	Holland	1,245				4,893
	Newfoundland....	8,350	10,640	8,843	5,236	14,688
	Norway & Sweden					10,605
	O. C.	168	265	2,437	1,036	1,723
		396,568	474,991	467,807	344,332	538,149
Wheat flour.	G. B.	2,102,261	1,665,708	2,702,132	2,290,056	2,338,667
	U. S.	25,546	13,951	58,729	37,653	69,124
	Australasia	72,287	101,856	209,947	231,636	587,597
	Brazil				1,887	
	B. Africa		131,559	2,000	375,636	520,436
	B. E. Indies					960
	B. Guiana	9,536	3,530	6,151	25,008	80,748
	B. W. Indies.....	84,954	42,686	115,356	123,315	152,668
	China.....			5,509		2,331
	Denmark			550	3,288	20,005
	Dan. W. Indies...	188	9			
	Fiji				182	26,781
	F. W. Indies.....	4,100	1,220	19,274	14,707	7,647
	Germany	2,250	4,100	1,425		2,085
	Holland	1,000		5,850	599	1,000
	Hong Kong.....	6	7			1,480
	Japan		6,434	8,410		2,167
	Mexico	11,300				
	Newfoundland....	730,692	820,951	885,846	852,315	843,956
	Norway & Sweden					10,634
	Russia.....					22,019
	St. Pierre.....	2,942	6,030	3,848	8,473	6,440
	West Indies—					
	American.....	95,256	99	178		168
	Cuban.....					
	O. C.	3,556	2,207	5,541	4,380	3,738
		3,145,874	2,800,347	4,030,746	3,969,135	4,700,651
Malt.....	U. S.	378			116	
	Newfoundland....	2,948	10,939	3,563	5,590	7,415
		3,326	10,939	3,563	5,706	7,415

SESSIONAL PAPER No. 10

No. 16.—STATEMENT (by Countries) of the Values of the Principal Articles Exported, &c.—Continued.

ARTICLES EXPORTED.	Countries.	1899.	1900.	1901.	1902.	1903.
		§	§	§	§	§
Breadstuffs— <i>Con.</i>						
Grain products— <i>Con.</i>						
Products of grain, all other, N. E. S.	G. B.	2,530	12,426	25,021	39,317	23,310
	U. S.	817	1,964	3,370	7,134	1,314
	B. W. Indies.	1,541	853	224	3,296	1,129
	Newfoundland.	4,275	2,398	3,438	3,141	6,138
	St. Pierre.			3	182	5
	O. C.	86	80	1,110	3,244	3,086
		9,249	17,721	33,166	56,314	34,982
<i>Recapitulation.</i>						
Grain products.	G. B.	2,609,739	2,235,021	3,244,865	2,720,335	2,936,874
	U. S.	64,677	51,682	200,469	194,584	162,504
	Australasia.	72,564	103,368	209,947	231,716	594,850
	Belgium.		15	7,280	296	712
	B. Africa.		134,730	24,111	384,074	531,318
	B. E. Indies.					960
	B. W. Indies.	91,673	49,004	122,772	136,279	167,572
	B. Guiana.	9,611	3,530	7,899	26,534	80,856
	China.	5		5,509		2,331
	Denmark.			2,866	15,748	46,987
	Dan. W. Indies.	203	24			
	Fiji.					26,924
	France.		1,575	5,075	3,855	
	F. W. Indies.	4,100	1,220	19,947	14,707	7,647
	Germany.	8,098	9,110	4,230	1,720	19,221
	Hong Kong.	6	7			1,480
	Holland.	2,245		5,850	599	6,243
	Mexico.	11,300				
	Newfoundland.	747,033	846,667	904,654	870,937	877,599
	Norway & Sweden.					21,239
	Russia.					22,025
	St. Pierre.	3,064	6,096	3,879	8,687	6,882
	U. S. of Colombia.		617	106		225
	West Indies—					
	American.					
	Cuban.	95,263	99	178		168
	O. C.	3,556	6,439	8,860	2,594	5,680
		3,723,137	3,449,204	4,778,497	4,612,665	5,523,297
Breadstuffs, all other N. E. S.	G. B.	36,132	22,235	19,291	20,873	19,485
	U. S.	1,772	5,001	18,611	9,885	5,801
	B. W. Indies.	7,134	4,992	6,232	11,234	19,438
	Dan. W. Indies.	46	71		6	28
	Newfoundland.	11,048	8,435	8,347	8,812	2,819
	St. Pierre.	1,483	1,619	847	758	767
	O. C.	12,768	3,155	7,041	1,750	5,020
<i>Recapitulation.</i>		70,383	45,508	60,399	53,318	53,358
Breadstuffs.	G. B.	26,940,269	27,246,612	26,177,846	31,352,825	34,137,137
	U. S.	272,725	447,983	819,271	651,181	1,030,679
	Australasia.	88,167	112,312	219,759	235,199	724,385
	Belgium.	569,800	893,115	2,192,347	1,579,424	1,309,296
	Brazil.	1,100			1,887	
	B. Africa.	6,593	162,802	53,234	698,473	837,079
	B. E. Indies.		2,029			960
	B. Guiana.	44,246	35,252	32,437	111,649	143,999
	B. W. Indies.	363,317	266,879	366,634	397,641	426,239
	China.	5		5,509		3,101

3-4 EDWARD VII., A. 1904

No. 16.—STATEMENT (by Countries) of the Values of the Principal Articles
Exported, &c.—Continued.

ARTICLES EXPORTED.	Countries.	1899.	1900.	1901.	1902.	1903.	
<i>Recapitulation—Con.</i>							
		£	£	£	£	£	
Breadstuffs— <i>Con.</i>	Denmark.....	473		5,046	15,748	46,987	
	Dan. W. Indies ..	1,899	2,663		181	737	
	Fiji.....					26,940	
	France.....	261,901	313,830	272,832	261,944	70,986	
	F. W. Indies.....	9,103	5,750	25,512	20,033	7,755	
	Germany.....	1,118,532	738,773	903,750	1,046,536	689,230	
	Hayti.....	21				20	
	Holland.....	240,958	9,207	9,389	14,086	131,317	
	Hong Kong.....	6	7			1,676	
	Italy.....	30,657	79,050	187,557	68,100	95,221	
	Japan.....		6,471	8,410		2,679	
	Newfoundland.....	832,911	944,247	992,779	945,536	997,145	
	Norway & Sweden.....					21,960	
	Russia.....	25	385			71,993	
	St. Pierre.....	5,522	8,768	8,257	11,041	9,666	
	U. S. of Colombia.....	251	2,181	350	142	604	
	West Indies— American.....			2,356			
	Cuban.....	116,082	7,221	2,709	3,311	61,273	
	O. C.....	16,070		2,939	916	8,140	
			30,920,633	31,289,893	32,286,587	37,415,883	40,857,204
Carriages, carts, wagons, &c.— Bicycles.....	G. B.....	12,956	2,843	54,395	38,564	4,006	
	U. S.....	19,854	9,465	9,048	5,910	4,654	
	Australasia.....	191,029	161,236	252,283	233,400	112,998	
	B. Africa.....	6,051		1,214	80	1,365	
	B. W. Indies.....	509	495	292	245	180	
	France.....	7,264	2,627	14,495	26,040	55	
	Germany.....	16,280	665				
	Holland.....		60			1,500	
	Japan.....			17,024	9,555	6,431	
	Newfoundland.....	1,588	1,100	22	33	50	
	Norway & Sweden.....	1,953					
	Turkey.....	50					
	O. C.....	910	3,946	1,542	2,305	323	
			258,444	182,437	350,315	316,132	131,562
Carriages, other.....	G. B.....	12,908	12,806	15,921	29,368	19,205	
	U. S.....	42,388	25,896	29,675	69,252	55,158	
	Australasia.....	19,301	23,625	59,784	81,734	79,976	
	B. Africa.....	4,386	3,213	14,600	6,950	14,674	
	B. Guiana.....	175					
	B. W. Indies.....	16,288	2,673	1,117	5,797	2,181	
	Chile.....		59				
	China.....				10		
	Dan. W. Indies.....	300				3	
	France.....	889	690	100	4,982	30	
	Germany.....	761	226	325	175	825	
	Newfoundland.....	2,365	1,004	17,204	6,468	2,698	
	Russia.....	686		263		225	
	St. Pierre.....	44	341	181	249	133	
	O. C.....	3,001	2,668	1,815	6,609	4,025	
			103,492	73,201	140,985	211,594	179,133

SESSIONAL PAPER No. 10

No. 16.—STATEMENT (by Countries) of the Values of the Principal Articles
Exported, &c.—Continued.

ARTICLES EXPORTED.	Countries.	1899.	1900.	1901.	1902.	1903.
<i>Recapitulation— Con.</i>		\$	\$	\$	\$	\$
Carriages, carts, wagons, &c.	G. B.	25,864	15,649	70,316	67,932	23,211
	U. S.	62,242	35,361	38,723	75,162	59,812
	Australasia.	210,330	184,861	312,067	315,134	192,974
	B. Africa.	10,437	3,213	15,814	7,030	16,039
	B. Guiana.	558				25
	B. W. Indies.	16,797	3,168	1,409	6,042	2,361
	Chile.		59			
	China.			60	10	
	Denmark.	2,370				
	Dan. W. Indies.	300				3
	France.	8,153	3,317	14,595	31,022	85
	Germany.	17,041	891	325	175	825
	Holland.	11	60			1,698
	Japan.	130	3,021	17,696	14,212	6,716
	Newfoundland.	3,953	2,104	17,226	6,501	2,748
	Norway & Sweden.	1,953	332	76		
	Russia.	686		263		225
	St. Pierre.	94	396	181	259	133
	Turkey.	50				
	West Indies—					
	American					
	Cuban.		33	40	99	10
	O. C.	967	3,173	2,509	4,148	3,830
		361,936	255,638	491,300	527,726	310,695
Coal, charcoal, cinders, &c.	G. B.	65,176	66,596	477,939	49,621	93,534
	U. S.	3,212,348	4,217,478	4,741,907	4,564,433	4,850,331
	Australasia.	27,744	20,937			822
	Belgium.			1,246		819
	B. Africa.		19,407	12,460	52,100	41,999
	B. Guiana.	12,423	7,738	38,837	37,379	15,737
	B. W. Indies.	18,464	20,624	21,738	30,801	81,570
	Denmark.				28,372	18,788
	France.		2,288	5,261	1,245	2,925
	Germany.	1,512	3,483	3,358	3,866	7,390
	Hawaii.	179,186	130,532	8,744		30,156
	Holland.	600	1,020	1,100		3,264
	Hong Kong.	40				
	Japan.	40	11,653	8,298	5	3,605
	Mexico.	2,989	19,368	27,184		
	Newfoundland.	181,850	249,510	242,517	288,910	331,280
	Norway & Sweden.				27,256	113,933
	St. Pierre.	20,396	23,749	29,554	22,354	55,185
	West Indies—					
	American					
	Cuban.	11,448	225	7,369	11,387	2,652
	O. C.	7,984	9,031	12,321	9,716	11,599
		3,742,200	4,808,114	5,639,833	5,127,445	5,665,589
Cordage, rope, twine, &c.	G. B.	94,871	137,394	131,610	29,164	20,752
	U. S.	31,099	27,229	11,712	158,565	94,733
	Australasia.			2,025		
	B. Guiana.			2,413	3,749	4,544
	B. W. Indies.	2,809	4,065	14,488	18,168	28,914
	Mexico.	28	97		8,988	5,821
	Newfoundland.	11,685	13,685	6,775	7,853	9,190
	St. Pierre.	678	699	920	235	348
	Turkey.			3,890	18,986	
	O. C.		240	1,192	11,188	708
		141,170	183,409	175,026	256,896	165,030

3-4 EDWARD VII., A. 1904

No. 16.—STATEMENT (by Countries) of the Values of the Principal Articles Exported, &c.—Continued.

ARTICLES EXPORTED.	Countries.	1899.	1900.	1901.	1902.	1903.	
		£	£	£	£	£	
Cotton and manufactures of...	G. B.	39,830	53,746	63,353	166,812	84,108	
	U. S.	108,889	152,855	232,674	283,524	113,259	
	Australasia	88,523	113,109	234,734	492,995	228,275	
	Brazil				8,433	8,170	
	B. Africa	14,564	20,679	1,834	14,641	11,888	
	B. Guiana	246			240		
	B. W. Indies	272	314	1,846	405	31,603	
	Chile			300	4,862	8,088	
	China	176,691	101,093	30,841	148,745	43,803	
	Denmark					4,431	
	France	2	250		20	295	
	Germany	2,283	7,354	23,595	13,569	11,896	
	Japan	6,430	6,320	13,117	14,701	20,250	
	Mexico				2,746	16,887	
	Newfoundland	22,761	23,119	44,947	59,552	51,255	
	St. Pierre	2,714	2,657	4,557	5,321	3,922	
	U. S. of Colombia			411	831	6,484	
	Uruguay				300	5,046	
	Venezuela				3,379	5,669	
	West Indies—						
American							
Cuban				2,055	8,466		
O. C.	895	1,849	2,332	12,498	15,745		
		464,010	483,345	654,541	1,226,679	678,940	
Drugs, dyes, chemicals and medicines:— Extract of hemlock bark....	G. B.	77,607	64,389	52,190	66,814	53,376	
	U. S.			2,757	1,408	293	
	B. Africa					2,760	
	France				3,330		
	Newfoundland		16	2,374	688	1,939	
		77,607	64,405	57,321	72,240	58,359	
All other drugs, dyes, chemicals and medicines.	G. B.	38,742	115,556	128,356	128,796	123,518	
	U. S.	171,476	122,070	467,236	746,007	849,944	
	Australasia	42,782	25,570	23,342	12,897	45,023	
	B. Africa	4,260	597	1,049	402	4,454	
	B. Guiana	636	1,041	1,407	1,029	2,550	
	B. W. Indies	15,722	16,363	17,052	17,562	64,148	
	China	720		231	651	1,398	
	Dan. W. Indies	120	100		142	37	
	France	490	709	1,402	369	1,945	
	Germany	2,592	10,345	10,831	31,791	33,277	
	Newfoundland	19,314	25,986	26,659	31,883	46,059	
	St. Pierre	191	607	1,078	535	353	
	O. C.	8,825	13,643	16,294	34,627	28,494	
			305,780	332,587	694,937	1,009,691	1,201,200
	<i>Recapitulation.</i>						
	Drugs, dyes, chemicals, &c.	G. B.	116,349	179,945	180,546	195,610	176,894
U. S.		171,476	122,070	469,993	747,415	850,237	
Australasia		42,782	25,570	23,342	12,897	45,023	
Belgium			9,634	7,174	29,036	20,995	
B. Africa		4,260	597	1,049	402	7,214	
B. Guiana		636	1,041	1,407	1,029	2,550	
B. W. Indies		15,722	16,363	17,052	17,562	64,148	
China		720		231	651	1,398	
Dan. W. Indies		120	100		142	37	

SESSIONAL PAPER No. 10

No. 16.—STATEMENT (by Countries) of the Values of the Principal Articles Exported, &c.—*Continued.*

ARTICLES EXPORTED.	Countries.	1899.	1900.	1901.	1902.	1903.
<i>Recapitulation.—Con.</i>		\$	\$	\$	\$	\$
Drugs, dyes, chemicals.— <i>Con.</i>	France.. . . .	490	709	1,402	3,699	1,945
	Germany	2,502	10,345	10,831	34,791	33,277
	Newfoundland	19,314	26,002	29,033	32,571	47,989
	St. Pierre	191	607	1,078	535	353
	West Indies—					
	American	439	3,517	7,384	790	2,540
	Cuban					
	O. C.	8,386	492	1,736	4,801	4,959
		383,387	396,992	752,258	1,081,931	1,259,559
Fertilizers:—						
Phosphates	G. B.	8,100				
	U. S.	90	1,635		1,880	
	O. C.	1,100	650	120		20
		9,290	2,285	120	1,880	20
Fertilizers, all other	G. B.	350				150
	U. S.	51,969	51,304	37,877	61,880	97,123
	B. Guiana					7,107
	B. W. Indies					8,387
	Newfoundland	240	106		1	
	O. C.	29				3,707
		52,588	51,410	37,877	61,881	116,474
Total fertilizers		61,878	53,695	37,997	63,761	116,494
Fish and produce of, N.E.S.:—						
Codfish, including, haddock, ling and pollock, dry salted	G. B.	74,582	82,704	61,023	122,119	115,555
	U. S.	551,052	651,557	670,060	737,927	600,465
	Brazil	408,536	427,732	434,189	435,037	616,405
	B. Guiana	125,159	182,845	167,979	230,185	211,325
	B. W. Indies	704,163	795,478	750,486	737,116	770,744
	Dan. W. Indies	11,233	10,026	6,592	1,097	5,904
	Dutch Guiana			586	13,521	12,204
	France			5	408	825
	F. W. Indies				350	
	Germany		3,046		85	125
	Hayti	19,393	12,975	46,820	52,640	66,497
	Italy	46,734	83,552	53,278	84,681	128,971
	Madeira				2,011	7,455
	Newfoundland			22,440	31,769	10,881
	Portugal	12,628	58,924	51,604	79,739	91,212
	Spain			600	10,085	340
	St. Pierre		4		589	
	U. S. of Colombia	12,396	24,675	12,551	9,377	13,536
	West Indies—					
	American	769,028	347,900	246,033	406,156	381,752
	Cuban		337,655	227,904	223,125	298,294
	O. C.	2,530	22,273	11,210	21,911	20,871
		2,737,434	3,041,346	2,763,360	3,199,868	3,353,361
Herring, fresh or frozen	U. S.	31,632	52,950	106,566	149,741	102,039
	Newfoundland				140	244
	O. C.			13		50
		31,632	52,950	106,579	149,881	102,333

3-4 EDWARD VII., A. 1904

No. 16.—STATEMENT (by Countries) of the Values of the Principal Articles
Exported, &c.—*Continued.*

ARTICLES EXPORTED.	Countries.	1899.	1900.	1901.	1902.	1903.
Fish and produce of, N.E.S.:— <i>Con.</i>		§	§	§	§	§
Herring, pickled.....	G. B.....	364	1,835	6,735	6,747	4,335
	U. S.....	42,259	59,543	83,359	99,179	70,671
	B. Guiana.....	4,191	8,188	6,790	10,183	9,002
	B. W. Indies.....	103,655	101,192	138,086	150,864	135,795
	Dan. W. Indies....	3,201	3,140	2,173	814	2,505
	Hayti.....	18	40			
	Newfoundland....	6	1,000	913	4	559
	St. Pierre.....			15	3,180	
	U. S. of Colombia.	152	843	175	120	281
	West Indies—					
	American.....	30,557	12,263	13,987	19,512	19,353
	Cuban.....		300	6,453	175	567
	O. C.....	2,470	1,667	1,945	3,246	6,408
		186,873	190,011	259,731	294,024	249,479
Herring, smoked.....	G. B.....	2,021	3,388	1,011	1,560	1,423
	U. S.....	64,745	82,705	38,364	58,769	60,893
	Australasia.....	14			56	216
	B. Guiana.....	1,491	1,959	1,962	1,991	2,107
	B. W. Indies.....	8,845	10,815	9,437	10,878	11,376
	Dan. W. Indies....	256	563	302	14	168
	F. W. Indies.....	1,100	497		35	165
	Hayti.....	4,648	30		8	
	Newfoundland....	506	685		375	147
	U. S. of Colombia.	3		29		30
	West Indies—					
	American.....	4,746	1,166	240	994	347
	Cuban.....		1,697	126	218	161
	O. C.....	522	428	156	512	747
		88,897	103,933	51,627	75,410	77,780
Lobsters, fresh.....	G. B.....	383		1,930	1,009	
	U. S.....	367,159	305,493	299,257	364,185	398,267
	O. C.....	16		260		
		367,558	305,493	301,447	365,194	398,267
Lobsters, canned.....	G. B.....	929,445	760,026	697,743	882,480	925,715
	U. S.....	703,444	977,094	840,237	697,835	703,258
	Belgium.....	13,140	6,332	32,590	29,351	41,462
	B. Guiana.....	1,263	1,088	1,636	3,402	940
	B. W. Indies.....	2,385	1,728	2,640	8,290	1,130
	Dan. W. Indies....					9
	Denmark.....	23,781	13,870	22,363	8,810	19,873
	France.....	561,575	517,973	608,343	435,097	700,840
	Germany.....	42,442	56,270	64,438	41,274	110,247
	Holland.....		480	1,200	3,740	15,875
	Norway & Sweden	31,302	33,556	12,616	35,846	61,449
	Russia.....	10,100	390			8,400
	St. Pierre.....	190			617	
	West Indies—					
	American.....	88				
	Cuban.....					
	O. C.....	2,500	4,052	124	2,653	2,387
		2,321,655	2,372,859	2,283,930	2,149,395	2,591,585

SESSIONAL PAPER No. 10

No. 16.—STATEMENT (by Countries) of the Values of the Principal Articles Exported, &c.—Continued

ARTICLES EXPORTED.	Countries.	1899.	1900.	1901.	1902.	1903.
Fish and produce of, N.E.S.:—		\$	\$	\$	\$	\$
<i>Con.</i>						
Mackerel, fresh	U. S.	86,375	26,922	18,055	66,410	22,796
	O. C.	165	28	79	28	6
		86,540	26,950	18,134	66,438	22,802
Mackerel, pickled.....	G. B.			320	3,848	500
	U. S.	153,431	135,702	227,089	287,314	216,559
	B. Guiana.....	1,851	3,265	9,379	13,552	2,040
	B. W. Indies.....	13,336	15,560	35,437	46,925	13,574
	Dan. W. Indies....	296	665	257	18	90
	Hayti	153				
	U. S. of Colombia.	515	1,266	1,291	1,349	1,279
	West Indies—					
	American..... }	183	52	5,153	1,180	110
	Cuban..... }		37	3,872	845	78
	O. C.		297	359	1,061	1,053
		169,765	156,844	283,157	356,092	235,283
Salmon, fresh.....	G. B.	4,245	32,045	18	60,545	27,463
	U. S.	89,113	91,058	136,591	131,905	125,090
	Australasia.....	81	4,421	1,803	2,494	3,821
	Germany.....		8,565		715	5,131
	Hawaii.....		1,222	3,125	41	12
	O. C.		4,927	91	1,196	194
		93,439	142,238	141,628	196,896	161,711
Salmon, canned.....	G. B.	2,296,292	2,648,398	2,322,111	4,735,613	2,459,499
	U. S.	46,719	18,973	335,685	24,556	476
	Australasia.....	63,368	198,776	182,281	191,839	78,484
	B. Africa.....	50		5,325	7,694	8,880
	B. E. Indies.....	250	375	3,320	10,510	7,610
	B. W. Indies.....	293	281	86	584	476
	Chile.....				1,318	7,934
	China.....	24	504	890	75	72
	Fiji.....		822		7,126	15,789
	France.....		2,975	200	6,801	
	Hong Kong.....		230		330	8,780
	Japan.....		13,824	38,921	15,561	84
	U. S. of Colombia.			76		
	O. C.	485	672	587	10,731	1,754
		2,407,481	2,885,830	2,859,482	5,012,738	2,589,838
Fish, all other, fresh.....	G. B.	182		38	125	
	U. S.	833,457	1,066,084	1,208,074	1,261,897	1,138,236
	O. C.	815	416	5,531	989	1,098
		834,454	1,066,500	1,213,643	1,263,011	1,139,334

3-4 EDWARD VII., A. 1904

No. 16.—STATEMENT (by Countries) of the Values of the Principal Articles Exported, &c.—Continued.

ARTICLES EXPORTED.	Countries.	1899.	1900.	1901.	1902.	1903.
Fish and produce of— <i>Con.</i>		§	§	§	§	§
Fish, all other and produce of, N. E. S.	G. B.	6,118	6,189	11,485	4,246	4,222
	U. S.	181,854	191,557	228,356	267,085	293,224
	Australasia.	78	148	3,033	1,537
	Brazil.	24,212	200	965
	B. Guiana.	1,001	2,418	1,923	2,468	743
	B. W. Indies.	47,456	48,349	27,364	14,292	11,247
	China.	9	4
	Dan. W. Indies.	1,499	1,874	106	68	235
	Germany.	3,250	10,600	7,625	4,351
	Hawaii.	20	109	266	186
	Hayti.	2,253	180	234
	Japan.	39,113	33,949	58,164	132,864	158,269
	Newfoundland.	478	598	531	2,021	1,767
	St. Pierre.	416	786	468	679	559
	U. S. of Colombia.	603	833	415	133	516
	West Indies—					
	American.	450	360	110	175
	Cuban.	1,009	2,048	462	362
	O. C.	635	1,310	1,552	2,652	15,257
		282,542	291,563	368,021	438,195	493,853
<i>Recapitulation.</i>						
Fish and produce of.	G. B.	3,313,632	3,534,585	3,102,414	5,818,292	3,538,712
	U. S.	3,151,240	3,659,638	4,191,693	4,146,803	3,731,974
	Australasia.	63,541	203,444	187,484	199,336	90,700
	Belgium.	13,140	6,727	32,740	30,364	42,062
	Brazil.	408,536	427,732	458,401	435,237	617,408
	B. E. Indies.	250	375	3,320	10,510	7,960
	B. Guiana.	134,956	199,763	192,501	261,819	226,157
	B. Africa.	225	200	7,268	9,990	12,796
	B. W. Indies.	880,153	973,422	965,035	969,328	944,613
	Central Am. States.	2,978	4,481	3,539	11,267
	Chile.	1,318	7,934
	China.	33	529	921	75	426
	Denmark.	23,781	13,870	23,008	9,920	21,589
	Dan. W. Indies.	16,485	16,268	9,430	2,020	8,914
	Dutch Guiana.	586	14,676	12,907
	Fiji.	822	7,205	16,017
	France.	561,680	526,187	608,744	442,631	702,495
	F. W. Indies.	1,108	497	385	165
	Germany.	42,442	71,281	75,038	55,794	121,504
	Hawaii.	3,946	2,753	7,646	9,314	4,120
	Hayti.	26,465	13,045	47,260	52,648	66,731
	Holland.	480	1,200	3,836	15,875
	Italy.	46,734	84,562	53,278	84,681	129,333
	Japan.	40,270	47,773	97,085	148,425	158,371
	Madeira.	2,216	7,618
	Newfoundland.	1,161	2,492	23,958	35,290	13,834
	Norway & Sweden.	31,302	33,556	12,616	35,846	61,479
	Philippines.	11,519
	Portugal.	12,628	58,924	52,758	79,764	91,267
	Russia.	10,100	432	8,400
	Spain.	600	11,155	340
	St. Pierre.	725	1,052	586	5,113	643
	U. S. of Colombia.	13,669	27,617	14,657	10,979	15,642
	Venezuela.	20,899
	West Indies—					
	American.	805,611	361,831	265,293	427,952	401,740
	Cuban.	339,689	240,403	224,825	299,467
	O. C.	4,457	3,094	335	15,836	13,647
		9,608,270	10,636,517	10,680,739	13,567,142	11,415,626

SESSIONAL PAPER No. 10

No. 16—STATEMENT (by Countries) of the Values of the Principal Articles Exported, &c.—*Continued.*

ARTICLES EXPORTED.	Countries.	1899.	1900.	1901.	1902.	1903.
		\$	\$	\$	\$	\$
Flax, hemp and jute	G. B.	274		64		
	U. S.	127,832	329,714	240,479	167,464	179,713
	O. C.			10		640
		128,106	329,714	240,553	167,464	180,353
Fruits :— Dried fruits	G. B.	38,365	23,109	23,544	8,009	31,068
	U. S.	28,597	7,363	29,961	16,237	19,559
	Australasia	1,050	1,200		35	
	Belgium	12,536	1,320	2,700	3,342	1,425
	B. W. Indies	451	326	127	108	312
	France	29,636	16,186	2,671	1,700	1,600
	Germany	265,690	102,488	78,328	62,382	230,204
	Holland	54,840	58,081	59,957	23,615	125,297
	Newfoundland	1,803	9,208	1,292	1,456	2,908
	St. Pierre	36	124		12	152
	O. C.	122	139	36	106	575
		433,126	220,044	198,616	117,002	413,100
	Green fruits :— Apples, green or ripe	G. B.	2,415,702	2,423,079	1,422,665	1,495,507
U. S.		156,202	74,037	18,262	49,462	11,807
Australasia		597				250
B. Guiana		127	10	102	245	101
B. W. Indies		1,029	1,065	1,919	3,697	2,029
Germany		29,501	51,694	11,902	116	25,085
Hayti		111				
Newfoundland		18,018	20,798	20,353	16,801	16,485
St. Pierre		908	1,671	1,114	745	649
O. C.		2,275	6,499	6,731	749	5,704
		2,624,470	2,578,853	1,483,048	1,567,322	2,759,047
Fruits, all other, including canned fruits, N. E. S.	G. B.	283,075	251,176	159,575	131,820	377,048
	U. S.	272,756	240,357	177,570	146,475	178,027
	Australasia	161	450			
	B. Africa		30,329	16,720	286	9,859
	B. W. Indies	419	242	1,903	1,678	959
	France	8,686	12,083	156		660
	Germany	77,309	37,001	1,000	3,732	1,007
	Holland	9,528	8,612		1,501	441
	Japan		4			1,291
	Newfoundland	4,477	3,091	8,614	9,934	6,893
	St. Pierre	968	1,356	1,084	688	904
O. C.	431	415	1,137	80	2,731	
	657,810	585,116	367,759	296,194	579,820	
<i>Recapitulation.</i>						
Fruits	G. B.	2,737,142	2,697,364	1,605,784	1,635,336	3,105,053
	U. S.	457,555	321,757	225,793	212,174	209,393
	Australasia	1,808	1,650		35	250
	Belgium	13,217	4,597	4,813	3,449	2,747
	B. Africa		30,529	16,722	325	11,413
	E. Guiana	127	10	192	325	101
	B. W. Indies	1,899	1,633	3,049	5,483	3,300
France	38,322	28,298	3,129	1,700	3,650	
Germany	372,500	191,183	91,230	66,230	256,296	

3-4 EDWARD VII., A. 1904

No. 16.—STATEMENT (by Countries) of the Values of the Principal Articles
Exported, &c.—Continued.

ARTICLES EXPORTED.	Countries.	1899.	1900.	1901.	1902.	1903.
<i>Recapitulation—Con.</i>		§	§	§	§	§
Fruits— <i>Con.</i>	Hayti.....	111				
	Holland.....	64,368	68,767	62,739	25,116	128,387
	Japan.....	150	74	34	6	1,291
	Newfoundland....	24,298	33,097	30,259	28,191	26,286
	St. Pierre.....	1,912	3,151	2,198	1,445	1,705
	West Indies—					
	American.....	120	114	158	35	
	Cuban.....		1,327	700	590	274
	O. C.....	1,877	462	1,723	78	1,821
Furs and skins and manufac- tures of:—		3,715,406	3,384,013	2,049,423	1,980,518	3,751,967
Furs and skins undressed, the produce of marine animals.	G. B.....	291,300	537,099	260	527,788	347,480
	U. S.....	4,775	143	322	5,602	8,657
	Germany.....					860
	Newfoundland....				5,140	9
		296,075	537,242	582	538,530	357,006
Furs, undressed	G. B.....	1,138,887	1,439,525	1,247,119	1,116,775	1,439,316
	U. S.....	353,123	296,872	376,168	663,057	844,469
	France.....	2,974		616	5,297	106,612
	Germany.....	8,899	1,900	5,072	3,636	8,386
	Newfoundland....	595		349	2,882	
	O. C.....	3	1,328	5	1,212	183
		1,504,481	1,739,625	1,629,329	1,792,859	2,398,966
Furs, all other and manufac- tures of	G. B.....	28,745	45,414	11,813	25,105	12,778
	U. S.....	55,805	37,606	36,093	14,582	39,892
	Germany.....	884	1,478	33	1,858	
	Newfoundland....	20	400	733		4
	O. C.....	494	9,987	1,465	605	2,022
		85,948	94,885	50,137	42,150	54,696
<i>Recapitulation.</i>						
Furs and manufactures of....	G. B.....	1,458,932	2,022,038	1,259,192	1,669,668	1,799,574
	U. S.....	413,703	334,621	412,583	683,241	893,018
	France.....				5,459	106,612
	Germany.....	9,783	3,378	5,105	5,494	9,246
	Newfoundland....	615	400	1,082	8,022	13
	O. C.....	3,471	11,315	2,086	1,655	2,205
		1,886,504	2,371,752	1,689,048	2,373,539	2,810,668
Gunpowder and other explo- sives.....	G. B.....	7,297	509	27,128	15,204	15,680
	U. S.....	96,825	134,775	166,290	211,548	381,819
	Arg. Republic....	558		642		548
	Australasia.....	810	781	2,789	13,989	11,990
	Brazil.....	1,665	7,206	36,122	258	
	Mexico.....				136	400
	Newfoundland....	11,561	10,542	10,701	15,742	23,247
	U. S. of Colombia.	864	945	433		450
	O. C.....	511	1,634	610	768	1,109
		120,091	156,392	244,715	257,945	435,243

SESSIONAL PAPER No. 10

No. 16.—STATEMENT (by Countries) of the Values of the Principal Articles
Exported, &c.—Continued.

ARTICLES EXPORTED.	Countries.	1899.	1900.	1901.	1902.	1903.
		\$	\$	\$	\$	\$
Hay.....	G.B.....	258,604	378,946	459,235	1,702,904	1,421,506
	U.S.....	118,274	715,604	1,158,128	504,247	1,925,496
	Belgium.....		25	3,871	18,386	15,532
	B. Africa.....		263,260	383,168	2,095,201	155,674
	B. Guiana.....	2,930	969	42,191	1,083	934
	B. W. Indies.....	10,875	16,549	15,151	22,390	19,164
	France.....			10	13,290	
	Germany.....			492	13,641	18,130
	Haiti.....	14				
	Newfoundland.....	7,371	11,240	7,162	10,137	12,066
	St. Pierre.....	6,208	8,549	6,781	7,809	6,873
	West Indies—					
	American—					180
Cuban.....	7,324	18,772	21,713	26,136	17,990	
O. C.....	31	205		100	3,024	
		411,631	1,414,119	2,097,902	4,415,324	3,596,557
Hides, horns, tails and skins other than fur, N. E. S.....	G.B.....	7,414	6,421	169,543	32,600	77,666
	U.S.....	1,234,724	1,312,236	2,034,975	1,664,595	1,823,698
	France.....			2,321		
	Germany.....	451	457	250	1,000	2,376
	Newfoundland.....	2,706	326	3,955	2,185	1,261
	O. C.....	282	2,600	155		
		1,245,577	1,322,940	2,211,199	1,700,380	1,905,001
Hops.....	G.B.....	22,241	11,534	36,983	17,613	11,205
	U.S.....	1,622	400		1,091	1,673
	Australasia.....	1,920	3,475			
	Newfoundland.....	418	292	966	285	120
	O. C.....		734	21		
		26,201	16,435	37,970	18,989	12,998
Leather and manufactures of— Sole and upper leather, includ- ing leather, N. E. S.	G.B.....	1,450,199	1,406,029	1,820,093	1,803,859	2,015,285
	U.S.....	23,790	24,610	47,734	17,294	21,865
	Australasia.....	614	189	114	309	24,635
	Belgium.....	1,234	775		3,707	8,623
	B. Africa.....	314	2,446	2,000	1,778	7,488
	B. W. Indies.....	590	150	190	963	6,262
	France.....		462	3,871	1,616	
	Germany.....		6,521	15,773	13,819	871
	Japan.....		7,313			
	Newfoundland.....	57,203	83,928	85,608	68,753	82,489
	Norway & Sweden	5,350	7,991			
	O. C.....	2,784				5,164
			1,542,078	1,540,414	1,975,383	1,912,098
Boots and shoes.....	G.B.....	9,331	17,510	35,390	54,038	23,489
	U.S.....	9,746	7,719	21,830	21,075	18,056
	Australasia.....	1,857	17,274	11,471	11,735	12,928
	B. Africa.....				8,014	8,143
	B. Guiana.....			68	489	1,053
	B. W. Indies.....	11,216	12,587	14,768	17,724	20,258
	China.....			74,821		
	France.....		660		8	26
	Newfoundland.....	37,864	20,343	42,934	62,321	62,026
	St. Pierre.....	10,769	9,790	8,264	9,019	6,031
	O. C.....	960	235	14,042	1,351	459
			81,743	86,118	223,588	185,774

3-4 EDWARD VII., A. 1904

No. 16.—STATEMENT (by Countries) of the Values of the Principal Articles
Exported, &c.—*Continued.*

ARTICLES EXPORTED.	Countries.	1899.	1900.	1901.	1902.	1903.
Leather and manufactures of:— <i>Con.</i>		\$	\$	\$	\$	\$
Manufactures of leather, N.E.S.....	G.B.....	46,242	170,632	163,890	182,075	24,850
	U.S.....	19,498	29,232	70,608	26,425	25,901
	Australasia.....	3,508	822	2,099	6,356	6,595
	B. Africa.....		57,238	8,977	2,097	979
	B. W. Indies.....	768	58	719	211	642
	Germany.....	18	690	30	1,000	
	Newfoundland.....	1,416	2,908	5,829	3,102	3,196
	O.C.....	726	1,395	81	625	597
		72,176	262,975	254,233	221,891	62,760
<i>Recapitulation.</i>						
Leather and manufactures of...	G.B.....	1,505,772	1,594,171	2,021,373	2,039,972	2,063,624
	U.S.....	53,034	61,561	140,172	64,794	65,822
	Australasia.....	5,979	18,285	13,084	18,400	44,158
	Belgium.....	1,234	775		3,707	9,138
	B. Africa.....	571	59,684	12,077	11,889	16,610
	B. Guiana.....		25	68	489	4,928
	B. W. Indies.....	12,574	12,795	15,677	18,898	27,162
	China.....			74,821		
	France.....		1,697	3,871	1,624	20
	Germany.....	326	7,311	15,803	14,921	916
	Japan.....		7,519	12	7	135
	Newfoundland.....	96,483	197,179	134,371	134,176	147,711
	Norway & Sweden.....	5,350	7,991			
	St. Pierre.....	10,842	9,857	8,345	9,063	6,116
	O.C.....	3,832	657	12,930	1,823	1,567
		1,695,997	1,889,507	2,453,204	2,319,763	2,387,907
Lime.....	G.B.....			3,442		
	U.S.....	63,713	73,793	63,345	86,041	96,912
	Belgium.....			15,371	16,636	21,047
	Germany.....				2,052	9,485
	Hawaii.....			1,200	7,107	
	Newfoundland.....	99	203	59	108	129
	St. Pierre.....	287	92	51	90	179
	O.C.....	14	3,272	46		40
		64,113	77,360	83,514	112,034	127,792
Metals and minerals and manu- factures of:—						
Copper, all kinds.....	G.B.....	5,585		1,015	340,712	173,116
	U.S.....	917,394	1,387,388	2,659,261	2,649,650	2,734,589
	O.C.....				63	
		922,979	1,387,388	2,660,276	2,990,425	2,907,705
Gold and silver:—						
Gold-bearing quartz, dust nuggets, &c.....	G.B.....	80	538	181,125	55	1,923
	U.S.....	3,258,427	14,135,195	24,231,890	19,677,074	16,484,142
	China.....	4,640	11,730	32,041	6,545	1,991
	Hong Kong.....	9,550	1,080		930	1,850
	O.C.....	5		100		914
		3,272,702	14,148,543	24,445,156	19,684,604	16,490,820

SESSIONAL PAPER No. 10

No. 16.—STATEMENT (by Countries) of the Values of the Principal Articles Exported, &c.—Continued.

ARTICLES EXPORTED.	Countries.	1899.	1900.	1901.	1902.	1903.
Metals and minerals, &c.— <i>Con.</i>		\$	\$	\$	\$	\$
Gold and silver— <i>Con.</i>						
Silver ore	G. B.	1	3,496			
	U. S.	2,630,280	1,350,559	2,379,950	2,055,428	1,804,592
	O. C.			40,800		
		2,630,281	1,354,055	2,420,750	2,055,428	1,804,592
Total gold and silver.....		5,902,983	15,502,598	26,865,906	21,740,032	18,295,412
Iron and steel and mfrs. of—						
Agricultural implements	G. B.	602,875	474,532	375,634	378,229	448,668
	U. S.	13,267	11,001	37,120	23,742	39,274
	Arg. Republic....	47,485	20,432	27,571	38,731	60,923
	Australasia.....	596,674	469,763	441,761	682,550	982,201
	B. Africa.....	8,058	2,767	17,015	6,265	70,109
	B. E. Indies.....					12,088
	Chile.....	963	1,904	2,149	764	1,684
	Denmark.....	5,715	13,046	7,798	12,545	13,626
	France.....	253,961	208,584	217,897	237,729	238,868
	Germany.....	248,835	376,089	474,249	340,953	225,275
	Holland.....	30,141	62,955	89,907	30,360	44,215
	Italy.....	3,520	3,070	1,316	7,961	4,226
	Newfoundland....	4,245	647	912	1,222	2,378
	Norway & Sweden	25,844	1,253	972	6,310	4,579
	Romania.....				12,952	3,563
	Russia.....	11,362	35,599	39,806	32,955	121,945
	Spain.....				324	12,166
	Uruguay.....	10,050	9,870	10,599	5,708	8,926
	O. C.	4,228	2,069	4,859	1,500	4,638
		1,867,223	1,693,581	1,749,565	1,820,800	2,299,292
Machines and machinery, N. E. S., including sewing machines.....	G. B.	103,906	113,212	155,563	72,187	153,697
	U. S.	191,584	356,258	303,352	252,040	319,119
	Arg. Republic....		12,848	12,818	125	6,540
	Australasia.....	26,499	40,057	55,036	129,898	117,280
	Austria-Hungary..	90	843		114	
	Belgium.....	6,834	23,047	10,524	2,612	16,433
	B. Africa.....	34,857	11,565	10,424	15,543	11,586
	B. Guiana.....			10,822	517	5,140
	B. E. Indies.....	5,621	30,012	730	2,480	452
	B. W. Indies.....	9,085	407	134	621	16,495
	Brazil.....		9,985	2,636	340	969
	Can. Am. States..	75	1,070	2,400		168
	Chile.....		6,748	24,927	14,028	2,689
	France.....	6,341	9,882	11,910	2,714	3,387
	Germany.....	2,391	828	3,221	4,993	16,816
	Holland.....			210		3,199
	Italy.....		2,485	900		444
	Mexico.....	7,652	36,175	7,369	8,978	13,201
	Newfoundland....	22,733	5,629	60,817	51,813	29,559
	Russia.....	16,872	18,756		4,644	336
	St. Pierre.....	148		75	5	157
	Switzerland.....				11,417	5,275
	West Indies—					
	American.....	89	1,380			
	Cuban.....		2,268	1,381	8,295	7,352
	O. C.	2,984	2,639	3,055	1,005	6,725
		437,761	686,094	678,304	584,369	737,019

3-4 EDWARD VII., A. 1904

No. 16.—STATEMENT (by Countries) of the Values of the Principal Articles Exported, &c.—Continued.

ARTICLES EXPORTED.	Countries.	1899.	1900.	1901.	1902.	1903.
Metals and minerals, &c.— <i>Con.</i>		\$	\$	\$	\$	\$
Iron and steel, &c.— <i>Con.</i>						
All other iron and steel and manufactures of, N.E.S.						
	G. B.	135,358	208,159	262,484	1,128,053	234,875
	U. S.	220,451	546,623	718,856	2,184,746	3,313,494
	Arg. Republic	1,508		3,348	810	23
	Australasia	4,966	19,509	19,504	34,126	19,090
	Austria-Hungary		95	683	437	
	Belgium	6,367	7,472	12,193	8,373	6,310
	Brazil		190	1,499	2	17
	B. Africa	3,801		4,617	10,829	30,226
	B. Guiana	180	90	6	471	1,498
	B. W. Indies	12,664	3,097	4,028	3,125	7,302
	China	143	1,940	1,868	2,660	2,406
	Denmark				4,774	1,950
	France	2,644	1,599	11,986	10,254	1,308
	Germany	16,578	68,965	93,512	95,327	46,391
	Hawaii	35				
	Hong Kong	1,006		663		3,142
	Italy				5,420	14,600
	Japan			5,043	340	1,200
	Mexico	547	13,284	9,631	7,212	31,167
	Newfoundland	67,013	149,665	86,617	78,508	77,510
	Norway & Sweden	27,511	35,452	27,081	23,846	8,482
	Russia				6,486	
	St. Pierre	6,042	4,042	5,984	5,816	4,277
	West Indies—					
	American				14	
	Cuban	169	16,676	11,072	4,183	2,972
	O. C.	5,192	5,975	8,993	6,473	4,598
		512,175	1,082,833	1,289,668	3,622,285	3,812,838
<i>Recapitulation.</i>						
Iron and steel and manufactures of	G. B.	842,139	795,903	793,681	1,578,469	837,240
	U. S.	425,302	913,882	1,059,328	2,460,528	3,671,887
	Arg. Republic	49,550	33,280	43,737	39,666	67,486
	Australasia	628,139	529,329	516,301	846,574	1,118,571
	Austria-Hungary	90	938	695	1,311	170
	Belgium	13,201	32,522	23,222	10,985	22,743
	Brazil		10,175	5,139	342	1,051
	B. Africa	46,716	14,332	32,056	32,637	111,921
	B. E. Indies	6,121	30,012	2,498	4,098	13,626
	B. Guiana	224	726	10,828	988	6,652
	B. W. Indies	21,749	3,504	4,242	3,771	23,797
	Can. Am. States	75	1,318	2,854		2,914
	Chile	963	8,797	27,076	15,099	5,013
	China	158	1,940	2,035	2,730	2,406
	Denmark	5,865	13,046	11,298	17,319	15,576
	France	262,946	220,065	241,793	250,697	243,563
	Germany	267,804	445,882	570,982	441,273	288,482
	Hawaii	35	990		5	
	Holland	30,644	63,099	90,117	31,970	48,247
	Hong Kong	1,306		663	112	3,421
	Italy	5,058	5,535	2,366	13,381	19,270
	Japan			5,075	785	2,645
	Mexico	8,277	49,459	17,000	16,190	44,368
	Newfoundland	93,991	155,941	148,346	131,543	109,447
	Norway & Sweden	53,355	36,711	29,298	30,156	13,061
	Roumania				12,952	3,503
	Russia	28,234	57,033	41,592	44,085	122,281
	Spain				387	14,986
	St. Pierre	6,190	4,108	6,072	5,821	4,564
	Switzerland				11,417	5,275

SESSIONAL PAPER No. 10

No. 16.—STATEMENT (by Countries) of the Values of the Principal Articles
Exported, &c.—Continued.

ARTICLES EXPORTED.	Countries.	1899.	1900.	1901.	1902.	1903.
Metals and minerals, &c.— <i>Con.</i>		\$	\$	\$	\$	\$
Iron and steel and manufactures of— <i>Con.</i>	Uruguay	10,950	11,012	10,906	6,097	8,926
	U. S. of Colombia.		152	90	1,330
	West Indies—					
	American.....)	258	1,380	14
	Cuban.....)		18,944	13,455	12,603	10,521
	O. C.	8,719	2,473	3,790	3,449	4,206
		2,817,159	3,462,508	3,717,537	6,027,454	6,849,149
Lead ore.....	G. B.....		41,289	3,931	19,500	250
	U. S.....	895,769	621,280	2,272,830	708,108	383,827
	Belgium.....		26,122		161,745
	Chile.....			66,300
	Germany.....			174,000
	O. C.....			23	16
		895,769	688,691	2,517,084	889,369	384,077
Tin and manufactures of....	G. B.....	202	393	2,168	131	3,476
	U. S.....	16,114	68,382	48,524	76,601	39,510
	Australasia.....			769	5,191	1,962
	Belgium.....	777	997	2,167	1,834	3,215
	Brazil.....				1,273	12,384
	Chile.....				1,125	11,758
	Newfoundland.....	10,376	979	4,585	6,852	8,145
	St. Pierre.....	354	230	383	513	681
	O. C.....		263	555	4,727	9,822
		27,823	71,244	59,151	98,247	90,953
Miscellaneous metals and minerals and mfrs. of:—						
Asbestos.....	G. B.....	66,623	70,749	136,294	201,474	98,167
	U. S.....	361,401	322,984	451,386	743,763	757,724
	Belgium.....	13,100	16,260	161,468	41,912	22,226
	France.....			25,397	30,245	19,740
	Germany.....	12,052	80,916	85,345	89,868	28,646
	Holland.....			4,480	7,275
	Italy.....			2,975	23,940	21,455
	O. C.....			1,528	172
		453,176	490,909	868,873	1,131,202	955,405
Nickel, fine, contained in ore, matte or speiss.....	G. B.....				89,091
	U. S.....	994,537	1,040,498	958,365	745,422	878,159
		994,537	1,040,498	958,365	834,513	878,159
All other metals and minerals, and manufactures of N.E.S.....	G. B.....	25,279	25,471	112,238	114,201	354,437
	U. S.....	345,351	432,425	573,606	627,533	784,525
	Australasia.....	1,724	752	1,605	420	4,327
	Belgium.....	27,907	40,593	80,622	154,759	102,465
	B. W. Indies.....	66	282	217	223	159
	France.....	160	1,100	1,219	2,912	1,015
	Germany.....	666	500	39,413	34,049	7,937
	Holland.....				77,829	147,240
	Hong Kong.....	325	20

3-4 EDWARD VII., A. 1904

No. 16.—STATEMENT (by Countries) of the Values of the Principal Articles
Exported, &c.—Continued.

ARTICLES EXPORTED.	Countries.	1899.	1900.	1901.	1902.	1903.
		£	£	£	£	£
Metals and minerals, &c.— <i>Con.</i> Miscellaneous metals and minerals &c.— <i>Con.</i> All other metals and min- erals, and manufactures of, N. E. S.— <i>Con.</i>	Japan				69,600	6,991
	Newfoundland	955	4,736	1,329	2,070	3,951
	St. Pierre	148	60	176	55	263
	U. S. of Colombia			360		
	O. C.	1,748	1,104	108	2,027	1,717
		404,329	507,023	810,893	1,085,678	1,415,047
Total miscellaneous metals and minerals and mfrs. of		1,852,042	2,038,430	2,638,131	3,051,393	3,248,611
<i>Recapitulation.</i>						
Metals and minerals and manu- factures of	G. B.	939,909	937,839	1,230,452	2,343,633	1,468,609
	U. S.	9,844,575	20,272,303	34,635,140	29,744,107	27,538,955
	Arg. Republic	49,550	33,280	43,737	39,666	67,702
	Australasia	629,863	530,081	519,467	852,185	1,124,860
	Austria-Hungary	90	938	695	2,766	170
	Belgium	54,985	116,494	267,479	371,235	150,649
	Brazil		10,175	5,139	1,615	13,435
	B. Africa	48,217	14,332	32,056	34,198	113,776
	B. E. Indies	6,121	30,012	2,498	4,257	13,687
	B. Guiana	224	726	10,828	1,077	6,952
	B. W. Indies	21,815	3,801	4,534	4,169	24,101
	Can. Am. States		1,318	2,854		2,914
	Chile	963	8,797	134,176	16,224	16,771
	China	4,798	13,774	34,196	9,275	4,397
	Denmark	5,865	13,046	11,298	17,319	15,576
	France	263,111	221,165	268,409	283,854	264,327
	Germany	289,522	527,546	870,021	565,295	325,065
	Hawaii	35	990		5	
	Holland	30,644	63,391	94,597	111,121	204,556
	Hong Kong	11,181	1,080	693	1,042	5,291
	Italy	5,058	5,555	5,341	37,321	40,725
	Japan		1,462	5,075	70,385	14,476
	Mexico	8,277	49,459	17,000	16,417	46,422
	Newfoundland	105,322	161,656	154,341	140,473	121,709
	Norway & Sweden	53,355	36,711	29,298	30,284	13,086
	Roumania				12,952	3,503
	Russia	28,234	57,033	41,674	44,085	122,435
	Spain			1,002	387	14,986
	St. Pierre	6,692	4,398	7,409	6,460	5,508
	Switzerland				11,417	5,275
	Turkey	102			3,427	105
	Uruguay		11,612	10,906	6,097	8,926
	U. S. of Colombia		152	450		1,330
	West Indies— American		1,380		14	
	Cuban	258	19,049	13,560	12,675	10,769
	O. C.	18,989	1,014	3,790	1,483	4,859
		12,418,755	23,150,859	38,458,085	34,796,920	31,775,907
Milk and cream, condensed	G. B.					795
	U. S.					1,045
	Australasia					888
	B. Africa					81,963
	B. W. Indies					93

SESSIONAL PAPER No. 10

No. 16.—STATEMENT (by Countries) of the Values of the Principal Articles
Exported, &c.—Continued.

ARTICLES EXPORTED.	Countries.	1899.	1900.	1901.	1902.	1903.
		\$	\$	\$	\$	\$
Milk and cream, condensed.						
<i>Con</i>	China					55,145
	Hong Kong.....					10,427
	Japan.....					18,183
	Newfoundland.....					6,443
	Philippines.....					11,688
	St. Pierre.....					42
	West Indies—					
	American.....					
	Cuban.....					55,887
						242,539
Musical instruments:—						
Cabinet organs.....	G. B.....	350,637	391,139	391,457	332,936	269,733
	U. S.....	3,444	3,543	8,004	6,980	7,089
	Australasia.....	25,681	26,547	26,595	23,400	21,001
	Belgium.....		1,050	3,022	5,728	4,614
	B. Africa.....	5,581	3,035	6,200	3,380	17,982
	B. W. Indies.....	780	305	833	272	770
	Germany.....	13,971	10,060	16,880	16,108	17,464
	Holland.....	875	2,190	573	2,158	4,351
	Newfoundland.....	365	743	1,536	1,564	726
	O. C.....		1,535	3,406	2,163	5,954
		401,334	440,147	458,506	394,689	349,684
All other musical instru-						
ments	G. B.....	10,839	13,621	22,335	14,281	14,710
	U. S.....	28,675	25,310	29,364	38,660	47,781
	Australasia.....	24,686	23,588	42,360	21,498	15,247
	B. Africa.....	1,276	1,026	240	1,267	1,038
	B. W. Indies.....	200	1,280	570	4,140	2,605
	France.....		7,640		80	10
	Germany.....	35	1,850	200		1,486
	Newfoundland.....	3,478	1,202	628	2,477	404
	O. C.....	440	1,870	1,317	1,761	1,056
		69,629	77,382	97,014	84,164	84,337
<i>Recapitulation.</i>						
Musical instruments.....	G. B.....	361,476	404,760	413,792	347,217	284,443
	U. S.....	32,119	28,853	37,368	45,640	54,879
	Australasia.....	50,367	50,130	68,955	44,898	36,248
	Belgium.....		2,075	3,022	5,728	4,614
	B. Africa.....	6,857	4,061	6,440	4,647	19,020
	B. W. Indies.....	980	1,585	1,403	4,412	3,375
	France.....		8,090		80	210
	Germany.....	14,066	11,910	17,080	16,108	18,950
	Hawaii.....			100		
	Holland.....	875	2,190	753	2,158	4,351
	Newfoundland.....	3,843	1,945	2,164	4,041	1,130
	O. C.....	440	1,930	4,443	3,924	6,810
		470,963	517,529	555,520	478,853	434,021
Oil cake.....	G. B.....	139,046	221,825	166,685	187,895	264,327
	U. S.....	4,815		4,449		4,700
	Belgium.....		2,309	8,791	17,882	13,111
	Holland.....					5,502
	O. C.....		28	3,422	16	2,305
		143,861	224,162	183,347	205,793	289,945

3-4 EDWARD VII., A. 1904

No. 16.—STATEMENT (by Countries) of the Values of the Principal Articles
Exported, &c.—Continued.

ARTICLES EXPORTED.	Countries.	1899.	1900.	1901.	1902.	1903.	
		\$	\$	\$	\$	\$	
Oils.....	G.B.....	9,415	4,840	18,257	34,597	25,823	
	U.S.....	40,546	50,415	46,371	57,384	33,008	
	Australasia.....	8,817	125	2,571	6,191	7,712	
	B. Guiana.....	35	51	137	1,520	761	
	B. W. Indies.....	1,239	226	2,037	3,258	1,574	
	Germany.....				18,548	25,923	
	Haiti.....			176		5,789	
	Holland.....				24,199	4,805	
	Newfoundland.....	3,386	8,260	4,363	16,874	8,873	
	O.C.....	205	324	338	7,824	1,658	
			63,643	64,241	74,250	170,395	115,926
	Paper (Wall paper only, prior to 1903).....	G.B.....	916	1,359	6,303	6	332,328
U.S.....		22,472	25,091	9,200	2,777	47,400	
Arg. Republic.....						5,818	
Australasia.....		1,857	2,087	4,148	13,669	386,593	
Belgium.....						26,125	
B. Africa.....			176	3,862	132	19,115	
B. E. Indies.....						60	
B. Guiana.....					80	2,003	
B. W. Indies.....		105	131	5	294	10,952	
Brazil.....						7,701	
Chile.....						1,141	
Ecuador.....						1,241	
Newfoundland.....		2,236	2,334	17,998	9,798	42,452	
Peru.....						3,130	
Philippines.....						1,602	
St. Pierre.....				2	13	395	
Venezuela.....						1,209	
West Indies:—							
Cuban.....						3,288	
O.C.....		93			1,053		
		27,586	31,271	41,518	26,769	893,607	
Pelts, raw.....	G.B.....			5,058			
	U.S.....	34,305	85,162	32,629	36,847	74,523	
	O.C.....	10		552	3		
		34,315	85,162	38,239	36,850	74,523	
Provisions:— Butter.....	G.B.....	3,844,051	5,239,814	3,197,839	5,465,495	6,554,014	
	U.S.....	10,472	19,637	8,127	41,554	14,179	
	Australasia.....				260	6,187	
	B. Africa.....			300	12	133,958	
	B. Guiana.....	783	3,767	3,322	6,796	7,565	
	B. W. Indies.....	41,875	53,657	59,488	71,816	112,968	
	Brazil.....			345	1,608	9,084	
	China.....	1,324	1,663	1,199	78	141	
	Dan. W. Indies.....	9,768	10,072		1,581	6,077	
	Dutch W. Indies.....			6,272	2,040		
	Germany.....	12,384	7,210		101	13	
	Japan.....	1,834	2,498	717	1,013	1,816	
	Mexico.....					4,685	
	Newfoundland.....	74,813	66,069	46,067	47,066	69,017	
	St. Pierre.....	27,802	23,425	30,855	27,111	28,655	
	Venezuela.....					6,574	
	West Indies:—						
	American.....		1,624	270			
	Cuban.....	225			243	202	
	O.C.....	74	127	396	376	3,771	
		4,025,405	5,429,563	3,355,197	5,667,150	6,958,906	

SESSIONAL PAPER No. 10

No. 16.—STATEMENT (by Countries) of the Values of the Principal Articles
Exported, &c.—Continued.

ARTICLES EXPORTED.	Countries.	1899.	1900.	1901.	1902.	1903.
		\$	\$	\$	\$	\$
Provisions—Con.						
Cheese	G. B.	17,320,790	20,437,936	21,033,131	19,803,877	24,683,404
	U.S.	40,038	7,108	40,131	12,181	7,842
	Australasia			10,418	7,078	7,896
	Belgium	3,137	15	124		
	B. Africa	347	347	36	868	2,514
	B. Guiana	724	1,012	1,194	1,833	2,165
	B. W. Indies	15,574	13,393	16,340	18,542	44,674
	China	1,585	987	456	1,409	1,734
	Dan. W. Indies	4,624	2,515		332	2,037
	Germany			12	1,179	170
	Japan	597	551	935	821	1,076
	Newfoundland	13,293	16,651	16,603	20,100	21,334
	West Indies :—					
	American	245				
	Cuban		392	211	350	331
	O.C.	482	3,074	3,660	1,502	1,229
		17,401,436	20,483,981	21,123,251	19,870,072	24,776,406
Eggs	G. B.	1,254,392	1,447,030	1,677,727	1,691,024	1,420,760
	U.S.	6,666	2,661	7,185	38,663	11,560
	B. W. Indies	1,159	1,179	757	1,289	2,172
	Newfoundland	1,490	2,155	1,563	2,092	1,990
	St. Pierre	3,206	3,339	3,826	3,073	4,750
	O.C.	150	1,578	1,238		22
		1,267,063	1,457,942	1,692,296	1,736,141	1,441,254
Meats :—						
Bacon and hams	G. B.	10,407,654	12,749,175	11,733,013	12,356,648	15,873,739
	U.S.	5,929	1,865	43,432	46,022	7,004
	B. Africa		56			18,124
	B. Guiana		36	70	61	54
	B. W. Indies	1,040	595	630	1,535	4,532
	Germany					3,019
	Newfoundland	2,540	5,265	5,399	576	3,437
	St. Pierre	328	273	544		39
	West Indies :—					
	American					
	Cuban			34	33	
	O.C.	280	1,260	142	115	2,246
		10,417,771	12,758,525	11,783,264	12,404,990	15,912,194
Canned meats	G. B.	97,032	236,792	357,047	855,895	595,072
	U.S.	3,356	6,084	6,743	1,671	6,652
	B. Africa		68,097	56,359	22,450	15,091
	B. W. Indies	1,843	823	141	1,766	1,053
	Germany				151	760
	Newfoundland	164	248	1,382	196	739
	O.C.	2,323	246	1,373	62	544
		104,718	312,290	423,045	882,191	619,911

3-4 EDWARD VII., A. 1904

No. 16.—STATEMENT (by Countries) of the Values of the Principal Articles
Exported, &c.—Continued.

ARTICLES EXPORTED	Countries.	1899.	1900.	1901.	1902.	1903.
		\$	\$	\$	\$	\$
Provisions— <i>Con.</i>						
Meats, all other, and lard...	G.B.	221,131	484,129	1,348,798	743,017	574,241
	U.S.	27,588	28,753	27,504	42,227	56,685
	Australasia		10,700	51	3,400	62,190
	Belgium				9,550	
	B. Africa			66,097	2,017	9,703
	B. Guiana		80	258	731	1,064
	B. W. Indies	5,683	9,829	8,871	5,836	13,962
	Dan. W. Indies		10			
	France			424		
	F. W. Indies		85			
	Germany	58,691	195		500	42,882
	Hayti	1,545				
	Newfoundland	39,400	19,764	49,146	88,834	92,419
	St. Pierre	7,285	5,621	7,793	6,507	7,576
	West Indies :—					
	American	7,441	{			
	Cuban			255	45	5
	O.C.	1,796	46	199	280	44
		370,560	589,212	1,509,396	902,944	860,771
<i>Recapitulation.</i>						
Provisions	G.B.	33,145,050	40,594,876	39,347,555	40,915,956	49,701,230
	U.S.	94,049	66,108	133,122	182,318	103,922
	Australasia		13,714	11,778	10,738	76,451
	Belgium	3,137	1,586	601	9,550	2,021
	B. Africa	347	68,503	122,792	25,347	179,394
	B. Guiana	1,507	4,895	4,944	9,433	10,896
	B. W. Indies	67,174	79,476	86,227	100,784	179,361
	Brazil			345	1,608	9,084
	China	2,925	2,650	1,767	1,487	1,875
	Dan. W. Indies	14,542	12,597		1,413	8,114
	Dutch W. Indies			8,026	2,578	
	France	95	1,227	1,017		
	F. W. Indies	32	174			1,027
	Germany	71,075	7,405	12	1,931	46,844
	Hayti	1,545				38
	Japan	2,458	3,049	1,909	1,904	2,892
	Mexico	2,560				4,685
	Newfoundland	131,700	140,152	120,160	158,864	188,936
	St. Pierre	39,029	32,817	43,464	36,859	41,301
	U. S. of Colombia			396	128	1,175
	Venezuela					6,574
	West Indies :—					
	American	8,380	{			
	Cuban		2,016	770	711	599
	O. C.	1,348	268	1,564	1,379	3,023
		33,586,953	41,031,513	39,886,449	41,463,488	50,569,442
Rags	G. B.	2,892	3,593	5,965	21,343	26,790
	U. S.	28,236	45,694	41,361	64,663	59,622
	O. C.			271		50
		31,128	49,287	47,597	86,006	86,462
Seeds :—						
Clover and grass seed	G. B.	431,062	188,829	374,849	632,451	416,182
	U. S.	50,781	100,559	121,630	350,594	124,385
	Australasia				43,396	33,037
	Belgium	3,837	459	1,248	15,561	3,464
	B. W. Indies			16,641		

SESSIONAL PAPER No. 10

No. 16.—STATEMENT (by Countries) of the Values of the Principal Articles Exported, &c.—Continued.

ARTICLES EXPORTED.	Countries.	1899.	1900.	1901.	1902.	1903.
		\$	\$	\$	\$	\$
Seeds :— <i>Con.</i>						
Clover and grass seeds— <i>Con.</i>	Denmark.....	20,765	13,069	13,517	31,257	54,179
	France.....	8,109	360	568	4,162	597
	Germany.....	230,669	54,769	61,749	223,342	311,052
	Holland.....	496	1,315	3,118	3,280	10,470
	Norway & Sweden.....	408	1,637	1,716	3,820
	O. C.....	1,871	231	798	95	121
		747,998	360,628	595,834	1,304,048	957,307
Seeds, all other.	G. B.....	734,309	962,383	137,803	173,677	392,813
	U. S.....	13,109	5,600	9,159	19,712	4,731
	Belgium.....	89,671	42,599	40,323	170,069	125,875
	France.....	400	81,701	37,709
	Germany.....	35,632	1,611	506,537	63,025
	Holland.....	125,988
	Newfoundland.....	57	118	37	53	80
	O. C.....	15
		837,561	1,046,332	270,625	1,033,745	586,524
<i>Recapitulation.</i>						
Seeds.....	G. B.....	1,165,371	1,151,212	512,652	806,128	808,995
	U. S.....	63,890	106,159	130,780	370,306	121,116
	Australasia.....	43,306	33,037
	Belgium.....	93,508	43,058	41,571	185,630	129,339
	B. W. Indies.....	16,641
	Denmark.....	20,765	13,069	13,517	31,257	54,179
	France.....	8,509	360	82,269	41,871	597
	Germany.....	230,669	90,401	63,369	729,879	374,077
	Holland.....	496	1,315	3,118	129,268	10,470
	Newfoundland.....	75	118	56	148	201
	Norway & Sweden.....	408	1,037	1,716	3,820
	O. C.....	1,868	231	779
		1,585,559	1,406,960	866,459	2,337,793	1,543,831
Settlers' effects.....	G. B.....	75,730	58,242	65,590	68,218	46,961
	U. S.....	963,625	1,090,123	1,133,707	1,502,265	1,297,117
	Australasia.....	2,270	3,259	2,024	1,290
	Belgium.....	1,600	50	675	5,900	4,520
	B. Africa.....	230	150	1,400	4,370
	B. E. Indies.....	700	422	1,154	355	3,899
	B. W. Indies.....	530	1,383	1,230	2,562	1,840
	China.....	1,700	1,077	2,879	1,640	4,845
	France.....	400	1,000	1,012	1,120	775
	Germany.....	1,250	770	65	111	3,016
	Hawaii.....	100	3,436	95
	Hong Kong.....	400	16	1,730	3,505	1,630
	Italy.....	10,000
	Japan.....	25	1,177	806	2,254
	Mexico.....	100	365
	Newfoundland.....	2,036	4,248	2,057	3,673	7,196
	O. C.....	1,348	540	505	1,195	1,899
		1,651,944	1,165,893	1,212,728	1,592,845	1,392,037

3-4 EDWARD VII., A. 1904

No. 16.—STATEMENT (by Countries) of the Values of the Principal Articles
Exported, &c.—Continued.

ARTICLES EXPORTED.	Countries.	1899.	1900.	1901.	1902.	1903.	
		\$	\$	\$	\$	\$	
Ships sold to other countries..	G. B.....	7,500		9,000	8,000		
	U. S.....	3,715	36,170	8,468	24,450	23,981	
	Brazil.....		6,010				
	B. W. Indies.....		1,600				
	Dan. W. Indies.....				100,000	95,000	
	Dutch W. Indies.....				5,400	7,500	
	France.....		6,000			10,000	
	Italy.....	42,786	81,000	49,000	25,063	13,626	
	Mexico.....	35,000				11,400	
	Newfoundland.....	3,900	4,150		8,600	6,000	
	Norway & Sweden.....	27,330			4,350		
	Russia.....		11,688				
	Spain.....		20,000				
	St. Pierre.....	6,950	45,000		700		
	O. C.....				1,340		
			127,181	205,618	66,468	177,333	167,507
	Spirits and wines.....	G. B.....	30,907	49,828	48,318	59,112	45,498
U. S.....		265,049	273,927	334,354	355,856	441,776	
Arg. Republic.....		525	1,000	1,050	1,837	2,925	
Australasia.....		5,017	9,363	18,432	16,418	14,835	
Belgium.....		1,320		110	3,921	14,981	
Brazil.....		220	476	1,178	577	986	
B. Africa.....		2,755	2,153	372	9,865	23,305	
B. E. Indies.....		1,644	4,048	2,555	541	170	
B. Honduras.....		2,133	1,425	2,203	2,953	1,400	
B. W. Indies.....		6,241	8,184	8,936	7,498	6,294	
Can. Am. States.....		17,925	19,657	20,992	11,603	9,761	
Chile.....		5	998	1,665	332	2,086	
China.....		5,171	11,520	7,804	5,217		
France.....		1,135	1,728	5,300	16,384	8,715	
Germany.....		49		2,314	12,747	18,019	
Hawaii.....		1,122	3,492	5,981	127		
Holland.....				47		560	
Japan.....			190	241	998	828	
Mexico.....		7,528	12,772	9,723	15,545	16,814	
Newfoundland.....		609	1,649	1,180	1,063	7,450	
Peru.....		119	357	3,242	201	420	
Philippines.....				19,463	22,458	5,875	
St. Pierre.....		4,894	1,321	2,569	1,139	722	
U. S. of Colombia.....	775	3,860	2,423	1,871	94		
West Indies—							
American.....		4,275					
Cuban.....	2,822	2,777	970	2,868	734		
O. C.....	1,872	4,491	7,367	9,350	9,415		
		359,837	419,431	508,729	560,481	633,669	
Stone and manufactures of:—							
	Gypsum, crude.....	U. S.....	166,216	236,065	185,360	272,105	306,745
		B. Guiana.....	6				
		O. C.....			57	1,230	653
		166,222	236,065	185,417	273,335	307,398	

SESSIONAL PAPER No. 10

No. 16.—STATEMENT (by Countries) of the Values of the Principal Articles
Exported, &c.—Continued.

ARTICLES EXPORTED.	Countries.	1899.	1900.	1901.	1902.	1903.
Stone and manufactures of:— <i>Con.</i>		\$	\$	\$	\$	\$
Stone and manufactures of, all other, N.E.S.	G. B.	1,057	100	6,295	2,562	4,387
	U. S.	194,014	254,100	307,938	321,590	288,614
	B. Guiana				20	
	B. W. Indies.....	405	734	612	332	132
	Germany.....		550			
	Newfoundland....	521	117	720	1,718	934
	St. Pierre.....	88	10	234	72	34
	O. C.	52	2,311	1,830	2,323	2,908
		196,137	257,922	317,629	328,617	297,009
<i>Recapitulation.</i>						
Stone and manufactures of....	G. B.	1,057	100	6,295	2,562	4,387
	U. S.	360,230	490,165	493,298	593,695	595,359
	B. Guiana.....	6			20	
	B. W. Indies.....	405	734	624	332	132
	Germany.....		550			
	Newfoundland....	521	117	765	1,718	1,159
	St. Pierre.....	88	10	234	72	37
	West Indies.....					
	American.....	52				80
	Cuban.....		2,095	1,415	1,068	2,070
	O. C.		216	415	2,485	1,183
		362,359	493,987	503,046	601,952	604,407
Sugar and molasses.....	G. B.	3,949	926	31,120	4,791	12,171
	U. S.	77,864	96,659	103,657	106,736	296,995
	B. W. Indies.....	40	622	233	679	799
	Hayti.....	20				
	Japan.....	42,535				6
	Newfoundland....	20,131	21,602	14,028	16,653	9,467
	St. Pierre.....	2	32	472	212	186
	O. C.	16	330	87	136	864
		144,557	120,171	154,597	129,207	230,488
Tobacco and manufactures of..	G. B.	12,148	11,854	15,454	13,100	12,245
	U. S.	116,036	89,057	346,311	153,132	253,774
	Australasia.....	670	332	17	120	223
	Belgium.....	3,599	2,897	780	100	8,848
	B. Africa.....	1,162	156	826	312	755
	B. E. Indies.....		2,450	2,531	1,200	
	B. W. Indies.....	5,319	4,616	3,876	3,902	1,119
	China.....	500	2,695	500	1,500	
	Denmark.....		1,176	2,352	2,380	20
	France.....		2,097	2,678	2,245	3,485
	Germany.....	7,382	351	3,097	6,521	9,119
	Gibraltar.....		744	5,141	31	
	Holland.....	1,512	1,578	888	1,130	7,812
	Newfoundland....	11,677	14,114	11,012	14,961	14,334
	Norway & Sweden.		600	656	1,056	700
	St. Pierre.....	16,319	22,737	16,447	16,361	13,522
	Spain.....			271		
	Switzerland.....		160	140	95	
	O. C.	843	936	766	440	826
		177,167	158,460	413,743	198,606	326,782

3-4 EDWARD VII., A. 1904

No. 16.—STATEMENT (by Countries) of the Values of the Principal Articles
Exported, &c.—Continued.

ARTICLES EXPORTED.	Countries.	1899.	1900.	1901.	1902.	1903.	
		§	§	§	§	§	
Vegetables:— Potatoes.....	G. B.....	375	392	1,379			
	U. S.....	47,629	17,493	70,174	328,625	59,316	
	B. Guiana.....	26,081	23,476	22,647	34,328	37,977	
	B. W. Indies.....	52,313	65,398	64,198	70,643	64,455	
	Dan. W. Indies.....	581	1,253		20	15	
	F. W. Indies.....	508					
	Hayti.....	347					
	Newfoundland.....	15,181	5,513	8,688	7,584	22,056	
	St. Pierre.....	6,493	6,327	7,717	5,716	6,939	
	U. S. of Colombia.....	205	345	237	468	985	
	West Indies:—						
	American.....		24,392	6,486	8,761	24,034	
	Cuban.....	164,878	185,365	181,103	231,106	169,672	
	O. C.....	936	155	3,781	2,609	3,646	
			315,527	330,309	366,410	689,860	389,095
All other, including canned vegetables.....	G. B.....	17,163	27,570	52,329	24,854	7,375	
	U. S.....	121,037	133,271	127,066	265,910	125,779	
	B. Africa.....		261	117	9,623	13,964	
	B. Guiana.....			180	513	1,126	
	B. W. Indies.....	2,919	2,262	9,352	6,487	9,089	
	Dan. W. Indies.....	561	398		6	120	
	France.....		1,520			3,150	
	Hayti.....	61					
	Japan.....					465	
	Newfoundland.....	6,924	7,032	6,571	5,502	11,327	
	St. Pierre.....	2,870	2,511	1,517	1,642	2,482	
	U. S. of Colombia.....	11	384				
	O. C.....	1,051	968	823	654	717	
			152,597	176,207	197,955	315,191	175,594
	<i>Recapitulation.</i>						
Vegetables.....	G. B.....	17,538	27,962	53,708	24,854	7,375	
	U. S.....	168,666	150,764	197,240	594,535	185,095	
	B. Africa.....		416	195	9,623	13,988	
	B. Guiana.....	26,081	23,476	22,827	34,841	39,103	
	B. W. Indies.....	55,232	67,660	73,550	77,130	73,544	
	Dan. W. Indies.....	1,142	1,651		26	135	
	France.....		1,520			3,150	
	F. W. Indies.....	516					
	Hayti.....	408					
	Japan.....					465	
	Newfoundland.....	22,105	12,545	15,259	13,086	33,383	
	St. Pierre.....	9,363	8,838	9,234	7,358	9,421	
	U. S. of Colombia.....	216	729	237	468	985	
	West Indies:—						
	American.....		24,392	6,490	8,761	24,034	
Cuban.....	163,743	185,673	181,880	231,106	169,672		
O. C.....	1,114	890	3,745	3,663	4,339		
		468,124	506,516	564,365	1,005,051	561,689	
Wood and manufactures of:— Bark for tanning.....	G. B.....			306	5,276		
	U. S.....	48,890	61,899	61,718	95,085	74,816	
		48,890	61,899	62,024	100,361	74,816	

SESSIONAL PAPER No. 10

No. 16.—STATEMENT (by Countries) of the Values of the Principal Articles Exported, &c.—Continued.

ARTICLES EXPORTED.	Countries.	1899.	1900.	1901.	1902.	1903.
Wood and manufactures of :—		\$	\$	\$	\$	\$
<i>Con.</i>						
Firewood	U.S.	123,540	117,663	90,680	91,407	115,634
	St. Pierre	171	88	45	21	51
	O.C.			180	79	84
		123,711	117,751	90,905	91,507	115,769
Logs, all kinds	G. B.	4,761	16,843	443,951	16,297	29,795
	U.S.	1,564,816	743,678	589,964	549,119	401,743
	Newfoundland		115		403	410
	O.C.	125		21,696	21	2,610
		1,569,702	760,636	1,055,611	565,840	434,558
Lumber :—						
Deals, pine.	G. B.	4,007,771	3,233,667	2,714,320	3,017,753	3,538,272
	U. S.		31,730	84,651	118,981	34,638
	Arg. Republic.	143,800		160		
	Belgium	6,374	11,142	32,785	15,849	9,928
	B. Africa	34,330			8,570	44,910
	B. W. Indies			20,528		
	France		270		1,418	
	Germany	1,108	650	3,266		1,086
	Spain	245			4,072	23,706
	O. C.		9,139	38	740	1,377
		4,193,628	3,286,598	2,857,822	3,167,383	3,653,917
Deals, spruce and other.	G. B.	6,751,921	7,522,397	7,142,602	6,399,763	7,643,753
	U. S.	462,453	351,562	479,263	460,057	257,647
	Arg. Republic	1,414	27,599	9,253		4,730
	Australasia	52,359	13,880	55,321	137,878	49,512
	Belgium	35,444	22,683	49,988	9,731	3,732
	Brazil	13,448	18,618		24,850	34,403
	B. Africa	11,111		7,596	17,647	33,579
	France	354,553	150,243	208,969	196,611	128,010
	Fr. Poss. in Africa.	40,842	31,159	15,967	26,666	5,220
	Germany	20,367				882
	Gibraltar		8,580	12,695	11,685	
	Holland	27,501	35,378	7,683		
	Italy		9,086	15,606		
	Newfoundland		1,857			560
	Portugal	16,548	39,495	24,702	24,871	61,417
	Spain	55,476	55,107	142,431	136,714	90,249
	St. Pierre			580	1,419	200
	O. C.	5,000	316	1,708	10,256	1,560
		7,848,437	8,287,960	8,174,304	7,451,148	8,315,454
Deal ends	G. B.	753,728	543,055	588,422	444,863	529,434
	U.S.	363	4,214	51,789	10,064	5,872
	Anstralasia	459		619	2,194	2,222
	Belgium	1,224	1,914	1,078	1,631	834
	B. Africa	80			1,202	
	France	10,871	2,993	25,196	3,983	2,842
	Fr. Poss. in Africa.	1,443	673	10,026	604	200
	Portugal		334	160	713	1,235
	Spain	1,375	11,329	3,952	2,633	7,587
	O.C.	915	357	142	4,128	1,543
		770,458	564,869	681,384	472,015	551,769

3-4 EDWARD VII., A. 1904

No. 16.—STATEMENT (by Countries) of the Values of the Principal Articles
Exported, &c.—Continued.

ARTICLES EXPORTED.	Countries.	1899.	1900.	1901.	1902.	1903.
Wood and manufactures of — <i>Con.</i> Lumber— <i>Con.</i> Planks and boards.....						
		\$	\$	\$	\$	\$
	G. B.....	1,292,805	1,171,945	1,552,232	1,623,888	1,553,587
	U. S.....	4,352,511	7,331,766	6,583,287	9,366,564	10,573,616
	Arg. Republic.....	407,973	359,280	189,125	472,718	873,370
	Australasia.....	169,592	127,582	287,475	236,275	75,123
	Belgium.....	19,876	40,169	59,038	55,712	24,288
	Brazil.....	35,927	59,866	19,002	9,353
	B. Africa.....	50,747	21,757	58,063	51,134	141,268
	B. E. Indies.....	29,576	402	25,803	64,659
	B. Guiana.....	4,988	4,471	14,777	24,047	32,187
	B. W. Indies.....	148,988	101,484	156,701	125,467	111,799
	Can. Am. States.....	19,031
	Chile.....	18,703	50,451	71,345	40,532	109,721
	China.....	71,345	115,662	65,586	91,089	57,497
	Dan. W. Indies.....	767	350	3,226
	France.....	24,445	6,290	41,919	5,310	6,076
	F. W. Indies.....	3,309	2,250	1,200	200
	Germany.....	6,355	6,920	1,580	37,383	3,400
	Holland.....	3,136	1,340	2,338
	Japan.....	3,766	11,900	21,423	25,080	68,140
	Madeira.....	11,573	20,874	24,996	16,579
	Mexico.....	673	485	3,284	2,063	4,204
	Newfoundland.....	3,424	16,475	7,182	3,935	3,171
	Peru.....	15,429	290	27,762	9,715	63,256
	Philippines.....	15,258
	Portugal.....	14,735	7,755	8,111
	Portuguese Poss.....	15,028	3,648	2,613
	St. Pierre.....	16,463	11,174	23,200	15,126	11,922
	Spain.....	3,918	439	326
	Sp. Poss. in Africa.....	31,722	34,994	21,123	54,484	13,573
	Uruguay.....	26,039	26,568	10,866	74,270	12,800
	U. S. of Colombia.....	2,382	1,284	4,956	105
	West Indies—					
	American.....	87,239	46,734	29,015	38,971	37,747
	Cuban.....	88,453	91,468	117,453	119,954
	O. C.....	12,010	4,691	1,625	10,322	7,250
		6,885,762	9,618,526	9,400,469	12,570,849	14,008,846
Laths, palings and pickets.						
	G. B.....	19,549	25,606	46,618	19,682	28,188
	U. S.....	401,237	490,531	538,825	806,882	1,000,496
	Australasia.....	7,591	9,048	9,461	8,346	8,424
	B. W. Indies.....	620	2,126	2,644	654	574
	Chile.....	304	291	136	590
	Newfoundland.....	96	289	621	1,490	910
	St. Pierre.....	169	3,059	4	25
	Span. Poss. other.....	2,068	3,564	1,210	2,159	1,861
	West Indies—					
	American.....	35
	Cuban.....	2,473
	O. C.....	993	638	456	1,361	61
		432,323	532,106	605,693	840,714	1,041,129

SESSIONAL PAPER No. 10

No. 16.—STATEMENT (by Countries) of the Values of the Principal Articles Exported, &c.—Continued.

ARTICLES EXPORTED.	Countries.	1899.	1900.	1901.	1902.	1903.
Wood and manufactures of :—						
<i>Con.</i>		\$	\$	\$	\$	\$
Lumber— <i>Con.</i>						
Joists and scantling.....	G. B.....	109,802	108,254	264,698	195,013	290,131
	U. S.....	78,414	70,403	86,065	156,486	121,393
	Arg. Republic.....	41,110	50,300	19,255	3,215	18,085
	B. Africa.....				64	9,270
	Brazil.....			7,785		
	B. W. Indies.....	245	2,419	826	530	453
	Newfoundland.....	280	960	233	2,213	
	Span. Poss. other..	1,806	3,328	2,642	2,956	5,665
	West Indies—					
	American.....			26	473	
	Cuban.....			2,827		
	O.C.....	3,311		4,896	7,015	6,197
		234,968	235,664	389,253	367,965	451,194
Staves and headings.....	G. B.....	68,913	65,641	71,891	68,124	43,250
	U. S.....	448,608	475,730	362,470	224,092	235,062
	Australasia.....	156	2,033	2,001		
	B. W. Indies.....	614	460	235		168
	Dan. W. Indies.....	790	230			
	F. W. Indies.....	1,076		1,405	140	1,203
	Newfoundland.....	2,660	3,027	760	3,152	264
	St. Pierre.....	3,133	1,816	1,321	4,129	833
	O. C.....	1,181	859		1,410	3,632
		527,131	549,816	440,083	301,047	284,412
Lumber, all other, N.E.S.	G. B.....	116,610	161,447	272,952	196,502	241,139
	U. S.....	225,095	389,918	193,146	160,659	275,087
	Arg. Republic.....					17,294
	Australasia.....	507		4,398		
	B. Africa.....			2,199	1,076	7,214
	B. W. Indies.....	70		2,801	3,682	1,225
	China.....	3,213		376		51
	France.....	232	28		1,350	
	Germany.....	450		3,005	1,070	300
	Holland.....	434	290			
	Japan.....	7,808	6,625			640
	Newfoundland.....	1,759	2,648	14,162	1,411	2,112
	Peru.....	10,010				
	St. Pierre.....	1,069	283	547	2,430	1,097
	O. C.....	7,334		862	6,960	8,113
		374,591	561,239	494,448	375,140	554,272
<i>Recapitulation.</i>						
Lumber.....	G. B.....	13,121,099	12,832,012	12,653,735	11,965,588	13,867,754
	U. S.....	5,968,681	9,145,854	8,379,496	11,303,785	12,503,811
	Arg. Republic.....	594,297	437,179	217,793	475,985	913,719
	Australasia.....	230,664	152,563	359,460	378,047	138,579
	Belgium.....	62,918	75,908	142,889	82,923	38,782
	Brazil.....	49,375	27,618	67,651	44,092	44,147
	B. Africa.....	96,268	21,757	68,226	80,279	236,246

3-4 EDWARD VII., A. 1904

No. 16.—STATEMENT (by Countries) of the Values of the Principal Articles
Exported, &c.—Continued.

ARTICLES EXPORTED.	Countries.	1899.	1900.	1901.	1902.	1903.
Wood and manufactures of —Con.		\$	\$	\$	\$	\$
<i>Recapitulation—Con.</i>						
Lumber—Con.	B. E. Indies	29,576	402	2,719	25,803	64,659
	B. Guiana	5,151	4,471	14,777	24,435	32,401
	B. W. Indies	150,537	106,489	183,871	130,333	114,219
	Gen. Am. States	19,031				
	Chile	25,797	50,755	71,636	40,668	110,311
	China	75,784	116,300	66,005	91,634	57,558
	Dan. W. Indies	1,557	580			3,226
	France	393,181	160,666	278,098	208,672	136,928
	F. W. Indies	4,579		3,655	1,340	1,780
	Fr. Poss. in Africa	42,285	31,832	25,993	27,270	5,420
	Germany	28,698	7,609	7,851	38,453	5,668
	Gibraltar		8,580	12,695	12,447	
	Holland	31,773	37,008	7,683		2,384
	Italy		9,398	15,748	8,290	
	Japan	11,574	18,525	21,423	25,080	68,780
	Madeira	11,573	20,874		24,996	18,105
	Mexico	673	485	4,026	8,203	10,842
	Newfoundland	8,219	25,256	22,996	12,201	7,017
	Peru	25,439	429	27,762	10,815	63,256
	Philippines				15,978	
	Portugal	16,548	54,564	32,617	25,584	71,735
	Portuguese Poss.	15,028		5,319	2,643	
	St. Pierre	20,842	13,273	28,707	23,608	15,641
	Spain	57,096	66,436	150,787	144,083	121,868
	S. Poss. in Africa	35,596	42,208	24,975	63,249	25,004
	Uruguay	26,106	26,568	10,866	81,061	12,800
	U. S. of Colombia	2,382	1,284	4,956	8,475	105
	West Indies—					
	American	87,435	46,751	29,893	39,444	37,747
	Cuban		88,453	96,768	118,519	121,659
	O. C.	17,626	4,691	2,380	2,280	8,842
		21,267,298	23,636,778	23,043,456	25,546,261	28,860,993
Shingles	G. B.	654		88,782		
	U. S.	939,451	1,109,296	1,038,035	1,505,850	1,596,181
	Australasia	150			60	3
	B. Guiana	53	15		19	336
	B. W. Indies	31,811	19,252	13,614	15,533	10,180
	Dan. W. Indies	414	699	258	5	150
	Newfoundland	814	1,075	827	1,275	538
	St. Pierre	2,540	483	3,081	1,702	2,138
	O. C.	474	686	1,553	942	617
		976,361	1,131,506	1,146,150	1,525,386	1,610,143
Sleepers and railroad ties...	G. B.	4,776	1,899	8,848	13,408	2,634
	U. S.	79,529	220,007	143,389	168,345	207,814
	O. C.			703	445	500
		84,305	221,906	152,940	182,198	210,948

SESSIONAL PAPER No. 10

No. 16.—STATEMENT (by Countries) of the Values of the Principal Articles
Exported, &c.—Continued.

ARTICLES EXPORTED.	Countries.	1899.	1900.	1901.	1902.	1903.
		\$	\$	\$	\$	\$
Wood and manufactures of— <i>Con.</i>						
Stave bolts.....	U. S.....	12,372	20,673	7,217	11,671	5,337
Shooks, box and other.....	G. B.....	164,976	121,713	211,420	221,402	270,731
	U. S.....	36,077	59,899	95,738	62,656	73,604
	Arg. Republic.....				5,288	15,456
	Australasia.....	887	24	36		600
	B. Guiana.....		238	100		21
	B. W. Indies.....	16,647	23,024	19,462	7,768	11,138
	Dan. W. Indies.....	289				
	F. W. Indies.....	982	1,699	2,582	3,762	3,513
	Mexico.....		29,694	8,972	26,642	18,233
	Newfoundland.....	1,330	388	395	195	335
	Portuguese Poss.....			20,000		
	St. Pierre.....	577	1,110	1,709	9	1,692
	Sp. Poss. in Africa.....			8,000	30,744	29,386
	Uruguay.....	1,739	11,454	1,756	6,599	6,392
	O. C.....	1,656	2,114	6,228	5,340	9,071
		225,160	251,357	376,398	370,405	440,172
Timber, square :—						
Oak.....	G. B.....	554,472	404,529	314,545	355,659	433,694
	Belgium.....	2,420		1,900	1,254	447
	O. C.....	700	1,079	841		
		557,592	405,608	317,286	356,913	434,141
Pine, white.....	G. B.....	1,338,909	1,251,543	905,762	906,747	1,294,716
	U. S.....	3,169	2,041	6,040	10,298	9,041
	France.....		873			
	O. C.....	15,476		4,650	6,750	6,800
		1,356,654	1,254,457	916,452	923,795	1,310,557
Timber, square, all other.	G. B.....	562,816	562,195	835,004	467,907	807,048
	U. S.....	2,712	34,371	51,090	14,947	7,338
	B. W. Indies.....		30			
	France.....		2,911		2,918	4,638
	Germany.....		60	630	330	21
	Newfoundland.....	1,484	1,944	749	131	25
	O. C.....	482	469	763	4,364	9,465
		567,494	601,980	888,236	490,897	828,535
Total timber, square.....		2,481,740	2,262,045	2,121,974	1,771,605	2,573,233
Wood for wood pulp.....	G. B.....	28,099	38,370	32,198	120,445	
	U. S.....	809,795	864,077	1,364,821	1,194,593	1,558,560
	O. C.....	4,192	325			
		842,086	902,772	1,397,019	1,315,038	1,558,560

3-4 EDWARD VII., A. 1904

No. 16.—STATEMENT (by Countries) of the Values of the Principal Articles
Exported, &c.—Continued.

ARTICLES EXPORTED.	Countries.	1899.	1900.	1901.	1902.	1903.
		£	£	£	£	£
Wood and manufactures of— <i>Con.</i>						
Wood, all other, N. E. S., unmanufactured	G. B.	35,188	56,175	378,033	47,613	24,977
	U. S.	279,639	352,142	301,408	421,771	364,077
	B. Africa	1,730	1,730	3,051	1,419	7,051
	B. W. Indies	1,683	1,807	2,522	2,028	2,173
	China	16,661	200
	France	1,414	1,219	980	2,850	3,882
	Germany	48	7,856	5,080	9,957
	Japan	100	1,368
	Mexico	12,472	10,202	2,200
	Newfoundland	972	2,090	1,380	2,437	1,958
	Port	18,559	19,698	500	27,395
	Philippines	4,758
	St. Pierre	2,789	1,282	1,807	2,090	3,093
	O. C.	2,408	2,166	1,087	3,960	7,378
		371,873	448,511	701,992	516,843	429,254
Total wood, unmanufactured		28,003,498	29,815,834	30,155,686	31,997,115	36,313,783
Wood, manufactured:— Household furniture ...	G. B.	271,883	238,730	163,655	184,796	228,684
	U. S.	24,588	48,750	20,143	20,580	31,326
	Australasia	23,545	57,496	20,525	25,528	27,648
	B. Africa	6,228	2,335	3,410	18,450	51,744
	B. E. Indies	368	35
	B. Guiana	33	30	395
	B. W. Indies	3,861	4,093	3,167	8,122	9,486
	Mexico	47	53
	Newfoundland	23,470	26,523	26,117	24,559	18,404
	St. Pierre	29	28	89	126
	O. C.	2,471	4,582	4,779	3,152	10,245
		356,490	382,623	241,826	285,276	378,093
Doors, sashes and blinds...	G. B.	360,592	287,602	164,903	231,770	249,351
	U. S.	449	261	20,893	10,190	22,313
	Australasia	7,387	1,754	44	1,911	97
	B. Africa	5,755	9,030	6,913	59,088	58,296
	B. W. Indies	18	40	42	35	66
	Newfoundland	1,733	635	1,300	45	176
	O. C.	2,272	37	73	1,548	1,677
		378,206	299,359	194,168	303,687	331,976
Matches and match splints	G. B.	253,867	78,969	81,387	45,887	110,117
	U. S.	2,591	20,814	5,012	442	604
	B. W. Indies	709	637	1,034	845	678
	Newfoundland	303	171	434	158	318
	St. Pierre	331	375	530	181	247
	O. C.	180	2,995	733	4,191	84
		257,981	103,961	89,130	51,704	112,048

SESSIONAL PAPER No. 10

No. 16.—STATEMENT (by Countries) of the Values of the Principal Articles
Exported, &c.—Continued.

ARTICLES EXPORTED.	Countries.	1899.	1900.	1901.	1902.	1903.
Wood and manufactures of — <i>Con.</i> Wood, manufactured— <i>Con.</i> Wood pulp.		\$	\$	\$	\$	\$
	G. B.	671,704	562,178	934,722	818,580	1,129,173
	U. S.	578,329	1,193,753	937,330	1,170,408	1,795,768
	Australasia.	12,102	2,094	719
	Belgium	19,603	15,362	9,199	217,470
	France.	20	25,066	10,380	40,965	200
	Germany.	5,313	18,736	25
	Japan.	21,027	3,421	7,635	7,588
	Mexico.	6,005
	O. C.	3,296	677	1,959	5,160
		1,274,376	1,816,016	1,938,246	2,046,406	3,150,943
All other manufactures of wood, N.E.S.	G. B.	470,021	367,984	339,394	384,967	375,851
	U. S.	99,819	154,531	111,156	90,828	143,510
	Australasia.	6,405	18,451	58,491	31,490	17,594
	Belgium	1,290	275	2,597	2,447	152
	B. Africa.	2,992	5,770	2,284	6,495	5,345
	B. E. Indies.	300
	B. Guiana	492	528	947	1,085	1,684
	B. W. Indies.	3,683	5,355	6,225	7,628	10,638
	Denmark.	1,137	395	56
	France	3,857	825	253	582	579
	Germany.	5,068	1,758	2,971	688	917
	Newfoundland.	12,217	20,310	12,905	19,342	14,329
	St. Pierre.	532	470	2,080	2,040	2,497
	U. S. of Colombia.	470	900	483
	O. C.	2,096	2,826	2,215	2,423	8,021
		610,079	580,378	542,301	550,015	581,173
Total wood, manufactured.		2,877,132	3,182,337	3,005,671	3,237,088	4,554,233
<i>Recapitulation.</i>						
Wood and manufactures of....	G. B.	17,842,917	16,820,742	17,556,825	15,786,342	18,824,525
	U. S.	10,574,447	14,149,709	13,224,971	16,723,229	18,911,924
	Arg. Republic	594,734	437,561	217,793	481,271	929,175
	Australasia.	270,032	230,288	462,375	438,376	183,376
	Belgium	77,924	95,786	170,020	102,879	257,312
	Brazil.	49,375	27,882	68,847	44,092	44,147
	B. Africa.	115,023	40,667	84,051	169,721	362,233
	B. E. Indies.	30,021	402	8,299	26,103	64,694
	B. Guiana	5,853	5,285	15,929	26,704	35,127
	B. W. Indies.	208,949	160,727	229,937	172,816	159,127
	Chile.	25,707	50,755	71,636	41,168	113,755
	China.	92,701	116,930	66,051	93,147	57,934
	Denmark.	1,137	395	56
	Dan. W. Indies.	2,284	1,528	258	43	3,391
	Egypt.	49	549	1,644	97
	France.	399,898	193,665	239,967	258,857	146,204
	F. W. Indies.	6,801	3,255	7,129	5,221	6,909
	Fr. Poss. in Africa.	42,285	31,832	25,993	27,270	5,420
	Germany.	38,024	15,553	39,060	45,394	21,776
	Gibraltar.	8,580	12,695	12,447
	Hawaii.	78
	Hayti.	200
	Holland.	31,813	37,606	8,017	1,023	4,423
	Italy.	9,398	17,663	10,586	337
	Japan.	36,819	21,946	30,471	25,150	76,831

3-4 EDWARD VII., A. 1904

No. 16.—STATEMENT (by Countries) of the Values of the Principal Articles
Exported, &c.—*Continued.*

ARTICLES EXPORTED.	Countries.	1899.	1900.	1901.	1902.	1903.
<i>Recapitulation—Con.</i>		£	£	£	£	£
Wood and manufactures of						
— <i>Con.</i>	Madeira.....	11,573	20,874	25,146	18,164
	Mexico.....	17,804	48,268	15,293	35,187	29,075
	Newfoundland.....	51,242	78,832	67,103	61,046	43,545
	Norway & Sweden.....	136
	Peru.....	44,314	22,342	28,062	41,810	63,256
	Philippines.....	15,978	4,758
	Portugal.....	16,548	56,092	32,617	25,584	72,556
	Portuguese Poss.....	15,628	26,131	3,118	2,349
	St. Pierre.....	28,392	17,139	38,228	33,645	25,637
	Spain.....	57,096	66,436	151,273	146,378	121,868
	S. Poss. in Africa.....	35,596	42,208	32,975	94,143	61,003
	Uruguay.....	27,845	38,022	12,622	87,660	19,242
	U. S. of Colombia.....	2,852	2,319	5,751	8,475	126
	West Indies—					
	American.....	88,370	59,107	30,028	40,647	38,432
	Cuban.....	90,332	98,420	119,368	130,198
	O. C.....	36,841	4,708	14,240	2,535	27,034
		30,880,630	32,998,171	33,161,357	35,234,203	40,868,016
Wool and mfrs. of—						
Wool, raw.....	G. B.....	9,350	48,129	19,340	12,575	39,229
	U. S.....	3,618	371,378	177,296	288,602	343,163
	Newfoundland.....	781	837	945	1,000	543
	O. C.....	852	432	68
		14,601	420,776	197,581	302,245	382,935
Manufactures of wool, N. E. S. G. B.		10,213	27,679	12,399	43,367	21,354
	U. S.....	9,209	7,195	48,589	17,670	19,375
	Australasia.....	147	1,377	3,309	4,082
	B. Africa.....	8,275	688	646
	B. W. Indies.....	304	980	911	955	972
	France.....	769	660	100	94
	Germany.....	1,006	296	631	1,510	1,742
	Newfoundland.....	15,090	14,315	9,074	13,729	15,830
	O. C.....	517	2,390	3,575	161	127
		37,255	61,790	76,556	81,489	64,222
<i>Recapitulation.</i>						
Wool and manufactures of...	G. B.....	19,563	75,808	31,739	55,942	60,583
	U. S.....	12,827	378,573	225,885	306,272	362,538
	Australasia.....	147	1,377	3,309	4,082
	B. Africa.....	8,275	688	646
	B. W. Indies.....	304	980	911	955	972
	France.....	999	745	100	94
	Germany.....	1,057	643	631	1,510	1,742
	Newfoundland.....	15,871	15,152	10,019	14,729	16,373
	O. C.....	1,088	2,390	3,575	229	127
		51,856	482,566	274,137	383,734	447,157

SESSIONAL PAPER No. 10

No. 16.—STATEMENT (by Countries) of the Values of the Principal Articles Exported, &c.—*Concluded.*

ARTICLES EXPORTED.	Countries.	1899.	1900.	1901	1902.	1903.
		\$	\$	\$	\$	\$
Coin and bullion	G. B.	4,874	400	2,000	223
	U. S.	4,011,151	8,656,118	1,975,389	1,635,452	573,955
	B. W. Indies.	24,333
	China	100
	Japan.	35
	Newfoundland	650	3,100	7,637	5,650
	St. Pierre.	40,000
		4,016,025	8,657,168	1,978,489	1,669,422	619,963

3-4 EDWARD VII., A. 1904

No. 17.—STATEMENT of the Values of the Principal and Other Articles entered for Con-
1899 to 1903, inclusive, showing in each case the portion taken from Great Bri-

ABBREVIATIONS.—G. B., Great Britain :

ARTICLES.	Countries.	Value, 1899.			Value, 1900.		
		Dutiable.	Free.	Total.	Dutiable.	Free.	Total.
		£	£	£	£	£	£
Ale, beer, porter and ginger ale.....	G. B.	100,289		100,289	106,973		106,973
	U. S.	72,860		72,860	95,751		95,751
	O. C.	269		269	739		739
Totals.....		173,418		173,418	203,463		203,463
Animals, living :—							
Horned cattle.....	G. B.		18,579	18,579	500	54,358	54,858
	U. S.	31,278	23,125	54,403	67,315	47,165	114,480
	O. C.	10		10			
Totals.....		31,288	41,704	72,992	67,815	101,523	169,338
Horses.....	G. B.		29,397	29,397	239	46,573	46,812
	U. S.	413,064	101,065	514,129	336,792	116,657	453,449
	O. C.						
Totals.....		413,064	130,462	543,526	337,031	163,230	500,261
Sheep.....	G. B.		5,762	5,762		16,697	16,697
	U. S.	86,701	1,290	87,991	99,590	2,415	102,005
	O. C.						
Totals.....		86,701	7,052	93,753	99,590	19,112	118,702
Other.....	G. B.	28	4,182	4,210	38	2,407	2,445
	U. S.	52,866	10,273	63,139	42,386	8,161	50,547
	O. C.	352	75	427	164	60	224
Totals.....		53,246	14,530	67,776	42,588	10,628	53,216
Recapitulation, animals.....	G. B.	28	57,920	57,948	777	129,035	129,812
	U. S.	583,909	135,753	719,662	546,083	174,398	720,481
	O. C.	362	75	437	164	60	224
Grand totals.....		584,299	193,748	778,047	547,024	294,493	841,517
Articles for use of the army and navy.....	G. B.		382,625	382,625		550,282	550,282
	U. S.		6,184	6,184		46,961	46,961
	O. C.		285			698	698
Totals.....			389,094	389,094		597,851	597,851
Articles for the use of the Dominion of Canada.....	G. B.		190,543	190,543		306,427	306,427
	U. S.		656,768	656,768		376,296	376,296
	O. C.		12,054	12,054		30,084	30,084
Totals.....			859,365	859,365		712,807	712,807
Asphaltum or asphalt.....	G. B.					485	485
	U. S.		57,911	57,911		64,330	64,330
	O. C.		37,889	37,889		3,933	3,933
Totals.....			95,800	95,800		68,748	68,748

SESSIONAL PAPER No. 10

sumption in Canada (both Dutiable and Free) during the Fiscal Years ended June 30, 1901, 1902, and 1903, in the United States and all Other Countries. (From Canadian Returns.)

U. S., United States; O. C., Other Countries.

Value, 1901.			Value, 1902.			Value, 1903.		
Dutiable.	Free.	Total.	Dutiable.	Free.	Total.	Dutiable.	Free.	Total.
\$	\$	\$	\$	\$	\$	\$	\$	\$
103,768	103,768	118,552	118,552	116,808	116,808
86,079	86,079	95,310	95,310	141,108	141,108
743	743	1,682	1,682	1,360	1,360
190,590	190,590	215,544	215,544	259,276	259,276
.....	86,906	86,906	59,885	59,885	49	71,017	71,066
182,227	23,218	205,445	133,717	54,690	188,407	472,689	88,221	560,910
182,227	110,124	292,351	133,717	114,575	248,292	472,738	159,238	631,976
.....	64,898	65,853	58	38,625	38,683	112,737	112,737
263,216	89,839	353,055	537,470	189,238	726,708	790,169	507,330	1,297,499
7	7	16,264	16,264
264,178	154,737	418,915	537,528	227,863	765,391	790,169	636,331	1,426,500
.....	12,990	12,990	11,464	11,464	1,420	1,420
159,501	810	160,314	357,927	1,519	359,446	206,856	2,194	209,050
.....	1,340	1,340
159,504	13,800	173,304	357,927	14,323	372,250	206,856	3,614	210,470
.....	2,194	2,371	620	4,941	5,561	258	23,898	24,156
19,305	13,504	32,809	35,196	11,914	47,110	37,482	10,480	47,962
.....	290	290	754	754	116	590	616
19,482	15,988	35,470	35,816	17,609	53,425	37,856	34,878	72,734
.....	166,988	168,120	678	114,915	115,593	307	209,072	209,379
1,132	127,371	751,623	1,064,310	257,361	1,321,671	1,507,196	608,225	2,115,421
624,252	290	297	2,094	2,094	110	16,764	16,880
7
625,391	294,649	920,040	1,064,988	374,370	1,439,358	1,507,619	834,661	2,341,680
.....	597,078	597,078	466,392	466,392	70,728	70,728
.....	34,410	34,410	57,707	57,707	19,768	19,768
.....	2,291	2,291	1,492	1,492	1,074	1,074
.....	633,779	633,779	525,591	525,591	91,570	91,570
.....	474,127	474,127	710,823	710,823	855,527	855,527
.....	1,092,198	1,092,198	1,871,781	1,871,781	386,102	386,102
.....	84,488	84,488	25,996	25,996	170,098	170,098
.....	1,650,813	1,650,813	2,608,600	2,608,600	1,411,727	1,411,727
.....	9	9
.....	61,328	61,328	91,416	91,416	89,928	89,928
.....	6,250	6,250	10,901	10,901	3,118	6,118
.....	67,587	67,587	102,317	102,317	96,046	96,046

3-4 EDWARD VII., A. 1904

No. 17.—STATEMENT of the Values of the Principal and Other

ARTICLES.	Countries.	Value, 1899.			Value, 1900.		
		Dutiable.	Free.	Total.	Dutiable.	Free.	Total.
		§	§	§	§	§	§
Baking powder	G. B.	498		498	1,002		1,002
	U. S.	93,155		93,155	103,999		103,999
	O. C.						
Totals		93,653		93,653	105,001		105,001
Bells, all kinds.....	G. B.	2,044	2,982	5,026	540	6,830	7,370
	U. S.	18,263	11,891	30,154	20,168	24,582	44,750
	O. C.	395	4,292	4,687	198	6,547	6,745
Totals		20,702	19,165	39,867	20,906	37,959	58,865
Belts of all kinds.....	G. B.	21,716		21,716	21,546		21,546
	U. S.	28,378		28,378	22,776		22,776
	O. C.	3,247		3,247	9,380		9,380
Totals		53,341		53,341	53,702		53,702
Belts, surgical, or truss and suspensory bandages of all kinds.	G. B.	2,146		2,146	1,455		1,455
	U. S.	11,995		11,995	14,885		14,885
	O. C.	294		294	678		678
Totals		14,435		14,435	17,018		17,018
Billiard tables	G. B.	234		234	2,777		2,777
	U. S.	2,666		2,666	4,357		4,357
	O. C.						
Totals		2,900		2,900	7,134		7,134
Blacking, shoe and shoe- maker's ink.	G. B.	4,416		4,416	2,033		2,033
	U. S.	20,150		20,150	17,823		17,823
	O. C.	2,991		2,991	1,903		1,903
Totals		27,557		27,557	21,759		21,759
Blueing, laundry, all kinds ..	G. B.	18,371		18,371	14,200		14,200
	U. S.	2,540		2,540	2,214		2,214
	O. C.				123		123
Totals		20,911		20,911	16,537		16,537
Bone and manufactures of...	G. B.	9,066		9,066	22,006	125	22,131
	U. S.	11,774	10,329	22,103	11,327	15,298	26,625
	O. C.	1,389	459	1,848	3,756	3,560	7,316
Totals		22,229	10,788	33,017	37,089	18,983	56,072
Books, periodicals, &c., pam- phlets, &c.	G. B.	222,442	157,818	380,260	203,167	133,528	336,695
	U. S.	695,134	270,152	965,286	729,099	365,920	1,095,019
	O. C.	59,083	42,492	101,575	64,122	66,248	130,370
Totals		976,659	470,462	1,447,121	996,388	565,696	1,562,084

SESSIONAL PAPER No. 10

Articles entered for Consumption in Canada, &c.—Continued.

Value, 1901.			Value, 1902.			Value, 1903.		
Dutiable.	Free.	Total.	Dutiable.	Free.	Total.	Dutiable.	Free.	Total.
\$	\$	\$	\$	\$	\$	\$	\$	\$
185		185	127		127	90		90
101,416		101,416	93,582		93,582	107,480		107,480
2		2						
101,603		101,603	93,709		93,709	107,570		107,570
4,238	6,614	10,852	1,134	13,572	14,706	552	3,879	4,432
16,396	11,990	31,380	23,944	24,436	48,380	27,389	24,862	52,251
511	14,273	14,784	728	21,742	22,470	568	9,084	9,652
21,139	35,877	57,016	25,806	59,750	85,556	28,510	37,825	66,335
13,406		13,406	14,134		14,134	12,711		12,711
23,961		23,961	29,923		29,923	39,400		39,400
6,299		6,299	6,124		6,124	5,210		5,210
43,666		43,666	50,181		50,181	57,321		57,321
960		960	1,056		1,056	1,978		1,978
16,520		16,520	14,634		14,634	22,454		22,454
529		529	688		688	848		848
18,009		18,009	16,378		16,378	25,280		25,280
1,696		1,696	2,082		2,082	8,220		8,220
4,558		4,558	7,048		7,048	12,302		12,302
135		135	28		28			
6,389		6,389	9,158		9,158	20,522		20,522
2,315		2,315	1,590		1,590	1,731		1,731
17,981		17,981	17,881		17,881	17,529		17,529
965		965	4,019		4,019	2,076		2,076
21,261		21,261	23,490		23,490	21,336		21,336
18,422		18,422	15,293		15,293	19,802		19,802
2,407		2,407	2,692		2,692	2,762		2,762
167		167	56		56	445		445
20,996		20,996	18,041		18,041	23,009		23,009
3,297	48	3,345	1,628	59	1,687		227	227
6,491	2,066	8,557	6,506	7,769	14,275		45,568	45,568
4,322	725	5,047	2,215	388	2,603		135	135
14,110	2,839	16,949	10,349	8,216	18,565		45,930	45,930
228,885	162,540	391,425	194,645	156,507	351,152	235,293	186,922	422,215
790,827	349,029	1,139,856	823,057	355,603	1,178,660	947,435	414,538	1,361,973
69,656	62,802	132,458	67,431	64,424	131,855	87,664	81,980	169,644
1,089,368	574,371	1,663,739	1,085,133	576,534	1,661,667	1,270,392	683,440	1,953,832

3-4 EDWARD VII., A. 1904

No. 17.—STATEMENT of the Values of the Principal and Other

ARTICLES.	Countries.	Value, 1899.			Value, 1900.		
		Dutiable.	Free.	Total.	Dutiable.	Free.	Total.
		₹	₹	₹	₹	₹	₹
Boot, shoe and stay laces of all kinds.	G. B.	40,957		40,957	45,378		45,378
	U. S.	8,440		8,440	8,842		8,842
	O. C.	15,795		15,795	11,120		11,120
Totals		65,192		65,192	65,340		65,340
Braces and suspenders.	G. B.	30,250		30,250	27,364		27,364
	U. S.	40,032		40,032	34,619		34,619
	O. C.	2,691		2,691	3,065		3,065
Totals		72,973		72,973	65,048		65,048
Breadstuffs :— Arrowroot and tapioca	G. B.	21,525		21,525	16,734		16,734
	U. S.	4,657		4,657	8,218		8,218
	O. C.	13,777		13,777	25,398		25,398
Totals		39,959		39,959	50,350		50,350
Biscuits, all kinds.	G. B.	9,476		9,476	7,612		7,612
	U. S.	27,862		27,862	27,332		27,332
	O. C.	747		747	666		666
Totals		38,085		38,085	35,610		35,610
Corn, Indian (including ensilage corn).	U. S.	218,163	8,966,890	9,185,053	173,515	6,961,970	7,137,485
	O. C.		35	35			
	Totals	218,163	8,966,925	9,185,088	173,515	6,961,970	7,137,485
Wheat.	G. B.						
	U. S.	21,542		21,542	15,770		15,770
	O. C.	5		5			
Totals		21,547		21,547	15,770		15,770
Wheat flour.	G. B.	161		161	36		36
	U. S.	196,007		196,007	167,939		167,939
	O. C.	9		9	20		20
Totals		196,177		196,177	167,995		167,995
Other.	G. B.	99,152		99,152	231,912		231,912
	U. S.	476,693	3,448	480,141	505,898	4,189	510,087
	O. C.	352,311		352,311	211,394		211,394
Totals		928,156	3,448	931,604	949,204	4,189	953,393
Recapitulation, breadstuffs.	G. B.	130,314		130,314	256,294		256,294
	U. S.	944,924	8,970,338	9,915,262	900,672	6,966,159	7,866,831
	O. C.	366,849	35	366,884	237,478		237,478
Grand totals		1,442,087	8,970,373	10,412,460	1,394,444	6,966,159	8,360,603

SESSIONAL PAPER No. 10

Articles entered for Consumption in Canada, &c.—Continued.

Value, 1901.			Value, 1902.			Value, 1903.		
Dutiable.	Free.	Total.	Dutiable.	Free.	Total.	Dutiable.	Free.	Total.
\$	\$	\$	\$	\$	\$	\$	\$	\$
61,596		61,596	64,814		64,814	62,678		62,678
10,553		10,553	7,879		7,879	8,144		8,144
11,935		11,935	22,895		22,895	19,943		19,943
84,084		84,084	95,588		95,588	90,765		90,765
32,726		32,726	35,023		35,023	35,063		35,063
36,218		36,218	54,866		54,866	63,712		63,712
1,988		1,988	3,524		3,524	553		553
70,932		70,932	93,413		93,413	99,328		99,328
26,529		26,529	27,309		27,309	13,680		13,680
4,641		4,641	3,921		3,921	3,072		3,072
26,941		26,941	36,079		36,079	43,751		43,751
58,111		58,111	67,309		67,309	60,503		60,503
10,083		10,083	9,939		9,939	13,245		13,245
17,814		17,814	17,078		17,078	18,863		18,863
974		974	977		977	1,547		1,547
28,871		28,871	27,994		27,994	33,655		33,655
162,677	6,484,181 346	6,646,858 346	286,993	2,480,397	2,767,390	480,602	3,250,329	3,730,931
162,677	6,484,527	6,647,204	286,993	2,480,397	2,767,390	480,602	3,250,329	3,730,931
61,914		61,914	89,407		89,407	57,794		57,794
1		1						
61,915		61,915	89,407		89,407	57,794		57,794
503		503	116		116			
145,492		145,492	144,714		144,714	115,279		115,279
6		6	20		20			
146,001		146,001	144,850		144,850	115,279		115,279
155,643	41	155,684	126,894	36	126,930	269,795	43	269,838
551,700	4,111	555,811	678,108	5,609	683,717	745,151	7,375	752,526
416,899		416,899	380,100	30	380,130	435,610		435,610
1,124,242	4,152	1,128,394	1,185,102	5,675	1,190,777	1,450,556	7,418	1,457,974
192,758	41	192,799	164,258	36	164,294	296,720	43	296,763
944,238	6,488,292	7,432,530	1,229,221	2,486,006	3,706,227	1,420,761	3,257,704	4,678,465
444,821	346	445,167	417,176	30	417,206	480,908		480,908
1,581,817	6,488,679	8,070,496	1,801,655	2,486,072	4,287,727	2,198,389	3,257,747	5,456,136

3-4 EDWARD VII., A. 1904

No. 17.—STATEMENT of the Values of the Principal and Other

ARTICLES.	Countries.	Value, 1899.			Value, 1900.		
		Dutiable.	Free.	Total.	Dutiable.	Free.	Total.
		\$	\$	\$	\$	\$	\$
Bricks, clays and tiles.....	G. B.	26,798	103,964	130,672	27,927	141,603	169,530
	U. S.	101,341	109,453	210,794	117,690	324,758	442,448
	O. C.	193	2,095	2,288	297	883	1,180
Totals.....		128,242	215,512	343,754	145,914	467,244	613,158
Bristles.....	G. B.		25,009	25,009		29,656	29,656
	U. S.		35,032	35,032		37,347	37,347
	O. C.		14,099	14,099		17,102	17,102
Totals.....			74,140	74,140		84,105	84,105
British gum, dextrine, sizing cream and enamel sizing.	G. B.	4,694		4,694	5,928		5,928
	U. S.	25,262		25,262	30,742		30,742
	O. C.	3,641		3,641	7,102		7,102
Totals.....		33,597		33,597	43,772		43,772
Brooms and brushes.....	G. B.	15,533		15,533	16,023		16,023
	U. S.	65,585		65,585	83,443		83,443
	O. C.	78,944		78,944	92,281		92,281
Totals.....		160,062		160,062	191,747		191,747
Broom corn.....	G. B.		102	102		8,974	8,974
	U. S.		108,149	108,149		125,360	125,360
	O. C.					50	50
Totals.....			108,251	108,251		134,384	134,384
Buttons, all kinds.....	G. B.	30,705		30,705	33,012		33,013
	U. S.	71,931	2,581	74,512	86,548	4,210	90,758
	O. C.	47,106	1,140	48,246	65,997	30	66,027
Totals.....		149,742	3,721	153,463	185,557	4,241	189,798
Candles.....	G. B.	8,638		8,638	11,140		11,140
	U. S.	71,472		71,472	51,355		51,355
	O. C.	1,134		1,134	1,101		1,101
Totals.....		81,244		81,244	63,596		63,596
Carpets, squares, mats, rugs, N.E.S.	G. B.	121,936		121,936	190,104		190,104
	U. S.	36,317		36,317	35,012		35,012
	O. C.	39,410		39,410	57,072		57,072
Totals.....		197,663		197,663	282,188		282,188
Carriages, all kinds.....	G. B.	17,378		17,378	8,147		8,147
	U. S.	1,318,789		1,318,789	1,325,407		1,325,407
	O. C.	31,558		31,558	71,913		71,913
Totals.....		1,367,725		1,367,725	1,405,467		1,405,467

SESSIONAL PAPER No. 10

Articles entered for Consumption in Canada, &c.—Continued.

Value, 1901.			Value, 1902.			Value, 1903.		
Dutiable.	Free.	Total.	Dutiable.	Free.	Total.	Dutiable.	Free.	Total.
§	§	§	§	§	§	§	§	§
23,987	97,290	121,277	30,181	112,620	142,801	30,843	190,529	221,372
108,902	443,999	552,901	141,440	356,858	498,298	125,811	379,626	505,437
454	18,423	18,877	660	159	819	1,129	89,055	90,184
133,343	559,712	693,055	172,281	469,637	641,918	157,783	659,210	816,993
	30,201	30,201		26,340	26,340		46,263	46,263
	23,170	23,170		38,689	38,689		42,454	42,454
	7,320	7,320		13,891	13,891		3,671	3,671
	60,691	60,691		78,920	78,920		92,388	92,388
7,279		7,279	6,345		6,345	5,191		5,191
29,490		29,490	33,580		33,580	49,082		49,082
9,972		9,972	13,397		13,397	12,749		12,749
46,741		46,741	53,322		53,322	67,022		67,022
16,058		16,058	19,437		19,437	18,859		18,859
79,496		79,496	96,876		96,876	115,139		115,139
94,581		94,581	111,013		111,013	113,548		113,548
190,135		190,135	227,326		227,326	247,546		247,546
	209,440	209,440		202,487	202,487		165,231	165,231
	2,597	2,597						
	212,037	212,037		202,487	202,487		165,231	165,231
30,352	1,117	31,469	36,951	521	37,472	48,890	458	49,348
85,181	1,476	86,657	86,619	2,815	89,434	110,167	2,606	112,773
61,857	1,046	62,903	95,392	883	96,275	167,124	1,614	168,738
177,390	3,030	181,029	218,962	4,219	223,181	326,181	4,678	330,859
12,031		12,031	11,255		11,255	13,449		13,449
91,315		91,315	86,282		86,282	81,310		81,310
1,743		1,743	3,957		3,957	1,088		1,088
105,089		105,089	101,494		101,494	95,847		95,847
215,634		215,634	213,136		213,136	135,784		135,784
21,137		21,137	27,024		27,024	34,313		34,313
52,611		52,611	58,769		58,769	75,666		75,666
289,382		289,382	298,929		298,929	245,763		245,763
27,614		27,614	16,510		16,510	21,211		21,211
1,033,805		1,033,805	1,347,792		1,347,792	1,088,854		1,088,854
49,235		49,235	56,963		56,963	83,233		83,233
1,110,654		1,110,654	1,421,265		1,421,265	1,193,298		1,193,298

3-4 EDWARD VII., A. 1904

No. 17.—STATEMENT of the Values of the Principal and Other

ARTICLES.	Countries.	Value, 1899.			Value, 1900.		
		Dutiable.	Free.	Total.	Dutiable.	Free.	Total.
		£	£	£	£	£	£
Cement.....	G. B.	129,738		129,738	247,089		247,089
	U. S.	52,578		52,578	55,862		55,862
	O. C.	298,098		298,098	214,689		214,689
Totals.....		480,414		480,414	517,640		517,640
Clocks and parts of.....	G. B.	7,326		7,326	6,840		6,840
	U. S.	156,374		156,374	174,885		174,885
	O. C.	23,020		23,020	16,635		16,635
Totals.....		186,720		186,720	198,360		198,360
Coal, coke, &c.....	G. B.	72,031	7,305	79,336	49,571	1,127	50,698
	U. S.	3,664,612	6,846,930	10,510,642	4,359,742	7,108,624	11,468,366
	O. C.	20		20			
Totals.....		3,736,663	6,853,335	10,589,998	4,409,313	7,109,751	11,519,064
Coconuts, and cocoa paste..	G. B.	76,186	15,356	91,542	96,498	21,150	117,648
	U. S.	122,414	24,345	146,759	148,735	33,202	181,937
	O. C.	44,675	59,686	104,361	58,976	63,409	122,385
Totals.....		243,275	99,387	342,662	304,209	117,761	421,970
Coffee, chicory, &c.....	G. B.	5,591	82,607	88,198	4,986	68,215	73,201
	U. S.	105,464		105,464	120,177		120,177
	O. C.	1,969	378,746	380,715	1,466	373,965	375,431
Totals.....		113,024	461,353	574,377	126,629	442,180	568,809
Collars and cuffs.....	G. B.	44,870		44,870	36,028		36,028
	U. S.	11,400		11,400	14,622		14,622
	O. C.	9,666		9,666	15,411		15,411
Totals.....		65,936		65,936	66,061		66,061
Combs.....	G. B.	51,323		51,323	54,424		54,424
	U. S.	30,245		30,245	37,484		37,484
	O. C.	40,875		40,875	61,223		61,223
Totals.....		122,443		122,443	153,131		153,131
Cordage, twine and mfrs. of..	G. B.	34,835	575	35,410	32,186	752	32,938
	U. S.	73,465	886,604	960,069	80,454	898,396	978,850
	O. C.	1,826	8	1,834	1,893		1,893
Totals.....		110,126	887,187	997,313	114,533	899,148	1,013,681
Cotton and mfrs. of.....	G. B.	3,906,676	197,090	4,103,766	4,474,687	378,113	4,852,800
	U. S.	1,679,428	3,416,664	5,096,092	1,509,312	4,491,575	6,000,887
	O. C.	398,984	16,981	415,965	522,570	19,514	542,084
Totals.....		5,984,188	3,630,735	9,614,923	6,506,569	4,889,202	11,395,771

SESSIONAL PAPER No. 10

Articles entered for Consumption in Canada, &c.—Continued.

Value, 1901.			Value, 1902.			Value, 1903.		
Dutiable.	Free.	Total.	Dutiable.	Free.	Total.	Dutiable.	Free.	Total.
§	§	§	§	§	§	§	§	§
229,795		229,795	126,672		126,672	191,575		191,575
231,068		231,068	588,525		588,525	324,216		324,216
208,976		208,976	148,449		148,449	374,954		374,954
669,839		669,839	863,646		863,646	890,745		890,745
9,882		9,882	12,348		12,348	12,389		12,389
174,170		174,170	198,152		198,152	212,749		212,749
24,794		24,794	23,495		23,495	44,978		44,978
208,846		208,846	233,995		233,995	270,116		270,116
87,818	52,767	140,585	116,274	67,041	183,315	339,956	415,484	755,440
5,143,450	8,551,321	13,694,771	5,860,034	7,797,713	13,657,747	7,875,996	7,835,936	15,711,932
316		316	300		300	169		169
5,231,584	8,604,088	13,835,672	5,976,608	7,864,754	13,841,362	8,216,121	8,251,420	16,467,541
107,147	29,518	127,665	144,555	13,161	157,716	168,766	26,789	195,555
131,897	49,227	181,124	135,173	32,005	167,178	177,769	83,548	261,317
84,434	93,471	177,905	75,992	49,097	125,089	66,594	70,914	137,508
323,478	163,216	486,694	355,720	94,263	449,983	413,129	181,251	594,380
5,331	79,221	84,552	5,999	59,598	65,597	7,838	65,643	73,481
138,310		138,310	126,373		126,373	115,404		115,404
3,452	268,005	271,457	2,070	392,836	394,906	2,826	402,337	405,143
147,093	347,226	494,319	134,442	452,434	586,876	126,068	467,980	594,048
25,612		25,612	30,221		30,221	38,563		38,563
24,994		24,994	37,588		37,588	65,868		65,868
38,469		38,469	24,939		24,939	41,304		41,304
89,075		89,075	92,748		92,748	145,735		145,735
54,137		54,137	59,751		59,751	60,319		60,319
32,740		32,740	50,522		50,522	54,836		54,836
41,601		41,601	40,790		40,790	39,218		39,218
128,478		128,478	151,063		151,063	154,373		154,373
66,627	1,897	68,524	107,752	19,441	127,193	106,069	58,487	164,556
95,315	1,015,674	1,110,989	109,045	1,683,772	1,792,817	113,811	2,054,494	2,168,305
1,802		1,802	1,171	49,646	50,817	2,409	44,842	47,251
163,744	1,017,571	1,181,315	217,968	1,752,859	1,970,827	222,289	2,157,823	2,380,112
4,879,909	204,715	5,084,624	5,108,513	231,499	5,340,012	5,539,129	284,953	5,824,082
1,463,686	5,148,970	6,612,656	1,608,369	6,047,530	7,655,899	1,760,695	6,532,939	8,293,634
584,397	20,222	604,619	734,877	9,584	744,461	819,902	19,588	839,490
6,927,992	5,373,907	12,301,899	7,451,759	6,288,613	13,740,372	8,119,726	6,837,480	14,957,206

3-4 EDWARD VII., A. 1904

No. 17.—STATEMENT of the Values of the Principal and Other

ARTICLES.	Countries.	Value, 1899.			Value, 1900.		
		Dutiable.	Free.	Total.	Dutiable.	Free.	Total.
		₹	₹	₹	₹	₹	₹
Crapes, all kinds.....	G. B.	16,657		16,657	19,504		19,504
	U. S.	1,072		1,072	340		340
	O. C.	2,571		2,571	3,232		3,232
Totals.....		20,300		20,300	23,076		23,076
Curtains.....	G. B.	248,944		248,944	284,183		284,183
	U. S.	88,986		88,986	92,024		92,024
	O. C.	52,449		52,449	61,778		61,778
Totals.....		390,379		390,379	437,985		437,985
Drugs, dyes, chemicals, and medicines.....	G. B.	415,155	599,974	1,015,129	551,908	670,795	1,222,703
	U. S.	757,240	1,327,483	2,084,723	771,119	1,373,414	2,144,533
	O. C.	356,337	421,737	778,074	260,030	417,500	677,530
Totals.....		1,528,732	2,349,194	3,877,926	1,583,057	2,461,709	4,044,766
Earthenware and chinaware.....	G. B.	577,299		577,299	563,931		563,931
	U. S.	136,256		136,256	188,495		188,495
	O. C.	203,181		203,181	207,100		207,100
Totals.....		916,727		916,727	959,526		959,526
Electric apparatus.....	G. B.	12,475		12,475	21,225		21,225
	U. S.	538,789		538,789	847,653		847,653
	O. C.	2,690		2,690	2,434		2,434
Totals.....		553,954		553,954	871,312		871,312
Embroideries, N.O.P.....	G. B.	18,566		18,566	22,298		22,298
	U. S.	4,790		4,790	8,444		8,444
	O. C.	23,202		23,202	23,237		23,237
Totals.....		46,558		46,558	53,979		53,979
Emery and infrs. of.....	G. B.	399	2,798	3,197	410	1,634	2,044
	U. S.	21,692	18,656	40,348	25,101	17,678	42,779
	O. C.	252		252	104		104
Totals.....		22,343	21,454	43,797	25,615	19,312	44,927
Fancy Goods:— Bead ornaments.....	G. B.	9,087		9,087	8,813		8,813
	U. S.	3,396		3,396	4,178		4,178
	O. C.	27,492		27,492	25,372		25,372
Totals.....		39,975		39,975	38,363		38,363
Braids, bracelets, cords, fringes, tassels, &c.....	G. B.	147,156		147,156	153,288		153,288
	U. S.	125,957		125,957	139,867		139,867
	O. C.	112,075		112,075	109,988		109,988
Totals.....		385,188		385,188	403,143		403,143

SESSIONAL PAPER No. 10

Articles entered for Consumption in Canada, &c.—Continued.

Value, 1901.			Value, 1902.			Value, 1903.		
Dutiable.	Free.	Total.	Dutiable.	Free.	Total.	Dutiable.	Free.	Total.
%	%	%	%	%	%	%	%	%
20,227		20,227	16,339		16,339	12,989		12,989
502		502	305		305	59		59
1,709		1,709	3,617		3,617	3,507		3,507
22,438		22,438	20,261		20,261	16,555		16,555
305,623		305,623	333,466		333,466	411,134		411,134
53,443		53,443	68,885		68,885	72,743		72,743
75,884		75,884	75,411		75,411	105,772		105,772
436,950		436,950	477,762		477,762	589,649		589,649
714,336	697,776	1,412,112	560,397	757,796	1,318,193	672,817	864,031	1,536,848
763,109	1,917,007	2,682,116	772,875	2,261,460	3,034,335	876,333	2,397,801	3,274,134
356,152	528,251	884,403	469,097	625,990	1,094,997	331,562	749,776	1,081,338
1,833,597	3,143,034	4,978,631	1,802,279	3,645,246	5,447,525	1,880,712	4,011,608	5,892,320
687,158		687,158	723,557		723,557	806,140		806,140
161,805		161,805	242,055		242,055	258,767		258,767
265,714		265,714	309,481		309,481	341,703		341,703
1,114,677		1,114,677	1,275,093		1,275,093	1,406,610		1,406,610
9,177		9,177	15,648		15,648	55,867		55,867
904,629		904,629	1,349,794		1,349,794	1,581,806		1,581,806
6,048		6,048	7,474		7,474	11,328		11,328
919,854		919,854	1,372,916		1,372,916	1,649,001		1,649,001
20,502		20,502	22,817		22,817	35,145		35,145
6,905		6,905	9,150		9,150	12,585		12,585
29,172		29,172	27,261		27,261	43,409		43,409
56,579		56,579	59,228		59,228	91,139		91,139
647	2,736	3,383	496	2,741	3,237	370	2,830	3,200
22,158	13,243	35,401	23,251	11,735	34,986	21,799	15,228	37,027
	332	332	145		145	8		8
22,805	16,311	39,116	23,892	14,476	38,368	22,177	18,058	40,235
5,914		5,914	8,926		8,926	10,596		10,596
6,975		6,975	9,148		9,148	14,467		14,467
37,055		37,055	38,164		38,164	59,549		59,549
49,944		49,944	56,238		56,238	84,612		84,612
129,874		129,874	144,812		144,812	175,710		175,710
103,753		103,753	104,940		104,940	137,190		137,190
155,622		155,622	151,129		151,129	207,382		207,382
389,249		389,249	400,881		400,881	520,282		520,282

3-4 EDWARD VII., A. 1904

No. 17.—STATEMENT of the Values of the Principal and Other

ARTICLES.	Countries.	Value, 1899.			Value, 1900.		
		Dutiable.	Free.	Total.	Dutiable.	Free.	Total.
		\$	\$	\$	\$	\$	\$
Fancy Goods— <i>Con.</i>							
Cases, jewel, and watch cases	G. B.	790		790	466		466
	U. S.	5,018		5,018	6,262		6,262
	O. C.	2,304		2,304	1,836		1,836
Totals		8,112		8,112	8,564		8,564
Flowers, artificial	G. B.	87,171		87,171	73,083		73,083
	U. S.	71,961		71,961	65,455		65,455
	O. C.	33,496		33,496	33,966		33,966
Totals		192,628		192,628	172,504		172,504
Feathers, ostrich and vulture, dressed and undressed.	G. B.	155,904		155,904	156,557		156,557
	U. S.	75,920		75,920	78,876		78,876
	O. C.	51,945		51,945	55,686		55,686
Totals		283,769		283,769	291,119		291,119
Laces, lace collars, and similar goods, &c.	G. B.	464,226		464,226	505,583		505,583
	U. S.	21,474		21,474	35,177		35,177
	O. C.	133,431		133,431	153,120		153,120
Totals		619,131		619,131	693,880		693,880
Other	G. B.	28,695		28,695	30,691		30,691
	U. S.	102,895		102,895	115,275		115,275
	O. C.	166,489		166,489	144,575		144,575
Totals		298,079		298,079	290,541		290,541
Recapitulation, fancy goods.	G. B.	892,239		892,239	928,015		928,015
	U. S.	401,603		401,603	438,828		438,828
	O. C.	524,928		524,928	522,707		522,707
Grand totals		1,818,770		1,818,770	1,889,559		1,889,559
Fertilizers	G. B.	565	730	1,295	5,820	8,485	14,305
	U. S.	59,037	45,827	104,864	61,543	56,756	118,299
	O. C.		234	234		769	769
Totals		59,602	46,791	106,393	67,363	66,010	133,373
Fish and fish produce, N.E.S.	G. B.	74,564	137	74,701	55,618		55,618
	U. S.	369,207	1,313	370,520	483,412	1,133	484,545
	O. C.	52,415	385,895	438,310	43,620	185,131	528,751
Totals		496,186	387,345	883,531	582,650	486,264	1,068,914
Fisheries, articles for, nets, seines, lines, &c.	G. B.	9,089	298,252	307,341	10,730	305,719	316,449
	U. S.	5,263	233,730	238,993	6,914	298,310	305,224
	O. C.		4,046	4,046		5,855	5,855
Totals		14,352	536,028	550,380	17,644	609,884	627,528

SESSIONAL PAPER No. 10

Articles entered for Consumption in Canada, &c.—*Continued.*

Value, 1901.			Value, 1902.			Value, 1903.		
Dutiable.	Free.	Total.	Dutiable.	Free.	Total.	Dutiable.	Free.	Total.
%	%	%	%	%	%	%	%	%
1,675		1,675	2,457		2,457	2,011		2,011
2,427		2,427	4,315		4,315	9,082		9,082
1,910		1,910	755		755	2,047		2,047
6,012		6,012	7,527		7,527	13,140		13,140
56,190		56,190	81,639		81,639	59,317		59,317
58,920		58,920	62,574		62,574	64,944		64,944
26,378		26,378	35,376		35,376	37,250		37,250
141,488		141,488	179,589		179,589	161,511		161,511
136,962		136,962	149,328		149,328	216,125		216,125
43,895		43,895	46,690		46,690	36,663		36,663
39,421		39,421	42,412		42,412	61,509		61,509
220,278		220,278	238,430		238,430	314,297		314,297
538,528		538,528	630,882		630,882	770,770		770,770
31,977		31,977	35,073		35,073	42,184		42,184
228,714		228,714	300,219		300,219	382,849		382,849
799,219		799,219	966,174		966,174	1,195,803		1,195,803
30,663		30,663	37,109		37,109	40,044		40,044
113,949		113,949	127,410		127,410	128,068		128,068
185,923		185,923	205,350		205,350	245,377		245,377
330,535		330,535	369,869		369,869	413,489		413,489
898,131		898,131	1,055,153		1,055,153	1,274,573		1,274,573
359,469		359,469	390,150		390,150	432,598		432,598
673,113		673,113	773,405		773,405	995,963		995,963
1,930,713		1,930,713	2,218,708		2,218,708	2,703,134		2,703,134
3,427	5,141	8,568	6,253	308	6,561	6,186	16,918	23,104
70,781	101,391	172,172	78,743	110,898	189,641	106,070	89,751	195,821
	300	300		12,248	12,248		6,275	6,275
74,208	106,832	181,040	84,996	123,454	208,450	112,256	112,944	225,200
63,267		63,267	70,748		70,748	68,420		68,420
407,999	517	408,516	475,550	1,113	476,663	513,478	374	513,852
53,021	359,053	412,074	54,931	452,683	507,614	60,015	635,226	695,241
524,287	359,570	883,857	601,229	453,796	1,055,025	641,913	635,600	1,277,513
14,829	298,054	312,883	23,397	356,119	379,516	24,646	340,924	365,570
12,197	321,205	333,402	18,146	333,681	351,827	22,108	361,243	383,351
16	7,657	7,673		5,457	5,457	219	27,898	28,117
27,042	626,916	653,958	41,543	695,257	736,800	46,973	730,065	777,038

3-4 EDWARD VII., A. 1904

No. 17.—STATEMENT of the Values of the Principal and Other

ARTICLES.	Countries.	Value, 1899.			Value, 1900.			
		Dutiable.	Free.	Total.	Dutiable.	Free.	Total.	
		£	£	£	£	£	£	
Flax, hemp, jute and manufactures of	G. B.	1,610,210	1,081,210	2,691,420	1,660,274	1,269,254	2,929,528	
	U. S.	69,395	450,330	519,725	63,348	478,240	541,588	
	O. C.	74,959	2,848	77,807	197,269	15,688	222,957	
	Totals	1,754,564	1,534,388	3,288,952	1,830,891	1,763,182	3,594,073	
Fruits —								
	Fruits, dried, including nuts	G. B.	52,171		52,171	57,629		57,629
		U. S.	471,840		471,840	692,171		692,171
		O. C.	717,305		717,305	807,540		807,540
Totals	1,241,316		1,241,316	1,557,340		1,557,340		
Fruits, green and ripe	G. B.	117,147		117,147	157,291		157,291	
	U. S.	817,003	557,499	1,374,502	927,381	578,917	1,505,398	
	O. C.	234,331	9,208	243,539	90,261	3,463	93,724	
	Totals	1,168,481	566,707	1,735,188	1,174,933	581,480	1,756,413	
Fruits, other, including preserved fruits	G. B.	49,754		49,754	64,933	134	65,067	
	U. S.	57,237		57,237	91,259		91,259	
	O. C.	8,925	187	9,112	10,077		10,077	
	Totals	115,916	187	116,103	166,269	134	166,403	
<i>Recapitulation, fruits</i>	G. B.	219,072		219,072	279,853	134	279,987	
	U. S.	1,346,080	557,499	1,903,579	1,710,811	578,917	2,288,828	
	O. C.	969,561	9,395	969,956	967,878	3,463	911,341	
	Grand totals	2,525,713	566,894	3,092,607	2,898,542	581,611	3,480,156	
Furs, manufactures of	G. B.	275,139	250,457	525,597	260,739	215,258	475,997	
	U. S.	99,357	332,575	431,932	109,787	745,779	855,566	
	O. C.	311,284	294,217	605,501	388,699	386,970	775,669	
	Totals	685,771	877,249	1,563,020	759,225	1,347,407	2,106,632	
Glass and manufactures of	G. B.	289,049		289,049	367,115		367,115	
	U. S.	484,210		484,210	535,735		535,735	
	O. C.	569,799		569,799	755,844		755,844	
	Totals	1,343,058		1,343,058	1,658,694		1,658,694	
Glue, glue-stock and mucilage	G. B.	17,682		17,682	25,215		25,215	
	U. S.	99,363	1,797	101,160	96,322	649	96,971	
	O. C.	59,319		59,319	49,888		49,888	
	Totals	176,364	1,797	178,161	171,425	649	172,074	
Gloves and mitts of all kinds	G. B.	220,458		220,458	208,118		208,118	
	U. S.	37,997		37,997	51,580		51,580	
	O. C.	466,185		466,185	443,311		443,311	
	Totals	723,740		723,740	703,009		703,009	

SESSIONAL PAPER No. 10

Articles entered for Consumption in Canada, &c.—Continued.

Value, 1901.			Value, 1902.			Value, 1903.		
Dutiable.	Free.	Total.	Dutiable	Free.	Total.	Dutiable.	Free.	Total.
\$	\$	\$	\$	\$	\$	\$	\$	\$
1,747,294	1,101,085	2,848,379	1,783,730	1,567,092	3,350,822	1,925,381	1,435,511	3,360,892
74,864	376,296	451,160	84,265	745,500	829,765	98,835	534,633	633,488
90,912	28,067	118,979	113,876	65,376	179,252	161,226	164,436	325,662
1,913,070	1,505,448	3,418,518	1,981,871	2,377,968	4,359,839	2,185,442	2,134,600	4,320,042
56,057	56,057	56,878	56,878	47,090	47,090
727,861	727,861	773,003	773,003	960,809	960,809
929,004	929,004	888,212	888,212	995,435	995,435
1,712,922	1,712,922	1,718,093	1,718,093	2,003,334	2,003,334
153,563	31	153,594	150,534	150,534	158,897	158,897
961,759	666,747	1,628,506	1,102,209	805,205	1,907,414	1,073,435	903,261	1,976,696
204,031	2,517	206,556	517,612	28,402	546,014	318,148	54,816	402,964
1,321,361	669,295	1,990,656	1,770,355	833,607	2,603,962	1,580,480	958,077	2,538,557
78,502	78,502	75,368	75,368	91,675	91,675
77,359	248	77,607	63,272	63,272	54,453	54,453
13,802	13,802	21,106	21,106	26,013	26,013
169,663	248	169,911	159,746	159,746	172,141	172,141
290,122	31	290,153	282,780	282,780	297,662	297,662
1,766,979	666,995	2,433,974	1,938,484	805,205	2,743,689	2,088,697	903,261	2,991,958
1,146,845	2,517	1,149,362	1,426,930	28,402	1,455,332	1,369,596	54,816	1,424,412
3,203,946	669,543	3,873,489	3,648,194	833,607	4,481,801	3,753,955	958,077	4,714,032
378,331	283,206	661,537	341,802	359,253	701,055	326,252	383,171	709,423
148,691	809,129	957,820	178,579	996,554	1,175,133	228,668	1,207,123	1,435,791
438,369	327,455	765,824	540,140	554,426	1,094,566	493,958	668,558	1,162,516
965,391	1,419,790	2,385,181	1,060,521	1,910,233	2,970,754	1,018,878	2,258,852	3,307,730
352,204	352,204	387,883	387,883	461,235	461,235
538,692	538,692	526,134	526,134	591,256	591,256
684,723	684,723	1,024,791	1,024,791	1,031,960	1,031,960
1,575,619	1,575,619	1,938,808	1,938,808	2,084,451	2,084,451
28,045	28,045	27,133	27,133	31,906	31,906
91,960	1,183	93,143	92,031	490	92,521	84,259	572	84,831
76,476	76,476	72,782	672	73,454	69,613	69,613
196,481	1,183	197,664	191,946	1,162	193,108	185,778	572	186,350
215,122	215,122	199,693	199,693	268,998	268,998
37,926	37,926	55,500	55,500	80,694	80,694
449,530	449,530	396,116	396,116	520,733	520,733
702,578	702,578	651,309	651,309	870,425	870,425

3-4 EDWARD VII., A. 1904

No. 17.—STATEMENT of the Values of the Principal and Other

ARTICLES.	Countries.	Value, 1899.			Value, 1900.		
		Dutiable.	Free.	Total.	Dutiable.	Free.	Total.
		£	£	£	£	£	£
brasses, fibres and mfrs. of.	G. B.	393	1,184	1,577	297	4,173	4,470
	U. S.	12,657	76,917	89,574	20,596	74,257	94,853
	O. C.	5,336	444	5,800	7,670	1,562	9,232
Totals		18,406	78,545	96,951	28,563	79,992	108,555
grease, all kinds.	G. B.	531	2,899	3,430	176	2,458	2,629
	U. S.	18,228	172,894	191,122	24,161	269,209	293,370
	O. C.		5,490	5,490		3,333	3,333
Totals		18,759	181,283	200,042	24,337	274,995	299,332
gunpowder and other explosives.	G. B.	40,465		40,465	48,459		48,479
	U. S.	170,752		170,752	195,361		195,361
	O. C.	1,751		1,751	4,509		4,509
Totals		212,968		212,968	248,329		248,329
Gutta percha, India rubber, and mfrs. of.	G. B.	129,681	9,614	130,295	116,840	41,198	158,038
	U. S.	355,951	1,823,261	2,179,212	399,738	2,251,375	2,651,113
	O. C.	15,497	18,080	33,577	19,493	21,700	41,193
Totals		492,129	1,850,955	2,343,084	536,071	2,314,273	2,850,344
Hair and mfrs. of.	G. B.	8,915	17,990	26,905	8,209	18,405	26,614
	U. S.	14,393	35,823	50,216	15,880	39,415	55,295
	O. C.	2,421	1,758	3,879	1,613	2,356	3,969
Totals		25,429	55,571	81,000	25,702	60,176	85,878
Hats, caps and bonnets.	G. B.	794,338	46,271	840,609	878,891	69,982	948,873
	U. S.	702,687	99,449	802,136	736,106	108,442	844,548
	O. C.	17,384	20,631	38,015	22,425	23,241	45,666
Totals		1,514,409	166,351	1,680,760	1,637,422	201,665	1,839,087
Hay.	U. S.	57,988		57,988	88,212		88,212
Hides, skins, hoofs, horns, tips and pelts.	G. B.		880,327	880,327		1,008,698	1,008,698
	U. S.		1,947,188	1,947,188		2,128,488	2,128,488
	O. C.		1,050,476	1,050,476		1,082,213	1,082,213
Totals			3,877,991	3,877,991		4,219,399	4,219,399
Hops	G. B.	21,843		21,843	17,702		17,702
	U. S.	101,133		101,133	113,924		113,924
	O. C.	11,280		11,280	12,019		12,019
Totals		134,256		134,256	143,645		143,645

SESSIONAL PAPER No. 10

Articles entered for Consumption in Canada, &c.—Continued.

Value, 1901.			Value, 1902.			Value, 1903.		
Dutiable.	Free.	Total.	Dutiable.	Free.	Total.	Dutiable.	Free.	Total.
§	§	§	§	§	§	§	§	§
1,554	6,517	8,071	1,362	35,140	36,502	272	110,583	110,855
36,173	77,604	113,777	35,246	110,449	145,695	36,855	358,529	395,384
11,410	864	12,274	15,687	3,154	18,841	17,450	35,987	53,437
49,137	84,985	134,122	52,295	148,743	201,038	54,577	505,099	559,676
467	6,043	6,510	678	26,626	27,304	341	17,961	18,302
28,917	338,949	367,866	27,206	361,735	388,941	41,347	498,883	540,230
588	9,109	9,697	13,334	13,334	41	16,671	16,712
29,972	354,101	384,073	27,884	401,695	429,579	41,729	533,515	575,244
82,169	82,169	110,932	110,932	161,042	161,042
186,970	186,970	279,791	279,794	211,992	211,992
9,401	9,401	5,149	5,149	2,528	2,528
278,540	278,540	395,875	395,875	375,562	375,562
155,445	254	155,699	217,477	5,966	223,443	393,321	7,119	400,440
432,649	1,969,474	2,402,123	521,963	1,628,205	2,150,168	571,687	1,816,682	2,388,369
21,797	17,185	38,982	31,986	22,104	54,090	25,054	904	25,958
609,891	1,986,913	2,596,804	771,426	1,656,275	2,427,701	990,062	1,824,705	2,814,767
6,324	2,824	9,148	8,941	11,102	19,143	7,357	16,030	23,387
13,584	28,585	42,169	18,580	38,505	57,085	9,001	41,426	50,427
1,379	1,998	3,377	746	2,082	2,828	988	5,753	6,741
21,287	33,407	54,694	27,367	51,689	79,056	17,346	63,209	80,555
893,501	63,735	957,236	844,290	76,865	921,155	733,909	75,601	809,510
738,708	168,803	907,511	858,964	169,543	1,028,507	1,032,910	179,730	1,212,640
29,554	33,082	62,636	27,469	40,892	68,361	38,764	52,665	91,429
1,661,763	265,620	1,927,383	1,730,723	287,300	2,018,023	1,805,583	307,996	2,113,579
116,228	116,228	121,624	121,624	126,646	126,646
.....	680,730	680,730	1,122,569	1,122,569	1,301,762	1,301,762
.....	2,435,411	2,435,411	2,174,764	2,174,764	2,613,529	2,613,529
.....	1,004,302	1,004,302	1,788,719	1,788,719	1,747,462	1,747,462
.....	4,120,443	4,120,443	5,086,052	5,086,052	5,662,744	5,662,744
19,403	19,403	22,783	22,783	21,172	21,172
110,449	110,449	91,261	91,261	93,716	93,716
16,327	16,327	17,141	17,141	47,506	47,506
146,170	146,170	131,185	131,185	132,394	162,394

3-4 EDWARD VII., A. 1904

No. 17.—STATEMENT of the Values of the Principal and Other

ARTICLES.	Countries.	Value, 1899.			Value, 1900.		
		Dutiable.	Free.	Total.	Dutiable.	Free.	Total.
		₹	₹	₹	₹	₹	₹
Ink, writing and printing...	G. B.	21,265		21,265	19,195		19,195
	U. S.	79,769		79,769	87,862		87,862
	O. C.	3,489		3,489	2,096		2,096
Totals.		104,523		104,523	109,153		109,153
Ivory and manuf. of...	G. B.	36	16,359	16,395	27	21,735	21,762
	U. S.	49	15,910	15,959	39	22,497	22,536
	O. C.	66	5,025	5,091	113	2,719	2,832
Totals.		151	37,294	37,445	179	46,951	47,130
Jewellery of gold and silver and other metals and imi- tations of.	G. B.	39,338		39,338	47,699		47,699
	U. S.	393,427		393,427	464,249		464,249
	O. C.	38,756		38,756	66,837		66,837
Totals.		471,521		471,521	578,785		578,785
Junk, old and oakum...	G. B.		20,364	20,364		32,670	32,670
	U. S.		16,951	16,951		21,372	21,372
	O. C.		1,273	1,273		990	990
Totals.			38,588	38,588		55,032	55,032
Leather and mfrs. of:— Boots and shoes...	G. B.	20,237		20,237	9,628		9,628
	U. S.	430,161		430,161	529,281		529,281
	O. C.	3,233		3,233	3,271		3,271
Totals.		453,631		453,631	542,180		542,180
Calf, kid, lamb and sheep skins, dressed and un- dressed.	G. B.	36,281		36,281	21,331		21,331
	U. S.	254,658		254,658	233,629		233,629
	O. C.	24,399		24,399	19,547		19,547
Totals.		315,338		315,338	274,507		274,507
Leather belting, all kinds.	G. B.	58,520		58,520	96,383		96,383
	U. S.	28,516		28,516	39,990		39,990
	O. C.	97		97	18		18
Totals.		87,133		87,133	136,391		136,391
Sole leather.	G. B.	16,613		16,613	34,034		34,034
	U. S.	132,223		132,223	139,780		139,780
	O. C.	106		106	12		12
Totals.		148,942		148,942	173,826		173,826
Other	G. B.	69,143		69,143	61,188		61,188
	U. S.	585,591		585,591	667,410		667,410
	O. C.	35,333		35,333	23,831		23,831
Totals.		690,067		690,067	752,429		752,429

SESSIONAL PAPER No. 10

Articles entered for Consumption in Canada, &c.—Continued.

Value, 1901.			Value, 1902.			Value, 1903.		
Dutiable.	Free.	Total.	Dutiable.	Free.	Total.	Dutiable.	Free.	Total.
\$	\$	\$	\$	\$	\$	\$	\$	\$
21,660		21,660	22,239		22,239	23,447		23,447
106,517		106,517	118,625		118,625	121,181		121,181
4,552		4,552	4,334		4,334	4,688		4,688
132,729		132,729	145,198		145,198	149,316		149,316
10	27,368	27,378	69	14,030	14,099	27	9,898	9,925
301	28,402	28,703	194	40,964	41,158	59	51,289	51,348
96	2,540	2,436	306	9,749	10,055	37	13,545	13,582
407	58,110	58,517	569	64,743	65,312	123	74,732	74,855
67,814		67,814	69,026		69,026	74,568		74,568
422,146		422,146	518,794		518,794	596,969		596,969
50,260		50,260	59,380		59,380	73,241		73,241
540,220		540,220	647,200		647,200	744,778		744,778
	20,621	20,621		26,573	26,573		31,960	31,960
	29,629	29,629		31,629	31,629		32,252	32,252
	2,524	2,524		2,162	2,162		1,387	1,387
	52,774	52,774		60,364	60,364		65,599	65,599
19,774		19,774	32,785		32,785	29,510		29,510
618,479		618,479	665,716		665,716	710,889		710,889
4,107		4,107	1,290		1,290	2,374		2,374
642,360		642,360	699,791		699,791	742,773		742,773
34,160		34,160	41,721		41,721	60,045		60,045
166,817		166,817	165,148		165,148	137,271		137,271
13,822		13,822	32,461		32,461	20,689		20,689
214,799		214,799	239,330		239,330	218,005		218,005
65,049		65,049	70,903		70,903	86,549		86,549
27,855		27,855	32,436		32,436	34,720		34,720
806		806	1,772		1,772	166		166
93,710		93,710	105,111		105,111	121,435		121,435
9,652		9,652	16,525		16,525	43,371		43,371
67,010		67,010	37,844		37,844	33,246		33,246
			10,657		10,657	2,590		2,590
76,662		76,662	65,026		65,026	79,207		79,207
79,153		79,153	99,297		99,297	100,227		100,227
570,728		570,728	567,738		567,738	612,917		612,917
59,637		59,637	33,968		33,968	38,238		38,238
700,518		700,518	701,003		701,003	751,382		751,382

3-4 EDWARD VII., A. 1904

No. 17.—STATEMENT of the Values of the Principal and Other

ARTICLES.	Countries.	Value, 1899.			Value, 1900.		
		Dutiable.	Free.	Total.	Dutiable.	Free.	Total.
		\$	\$	\$	\$	\$	\$
<i>Recapitulation, Leather and manufactures of.</i>	G. B.	200,794		200,794	222,564		222,564
	U. S.	1,431,149		1,431,149	1,610,090		1,610,090
	O. C.	63,168		63,168	46,679		46,679
Grand totals		1,695,111		1,695,111	1,879,333		1,879,333
Machine card clothing.	G. B.	36,933		36,933	23,239		23,239
	U. S.	3,463		3,463	5,505		5,505
	O. C.	485		485	425		425
Totals		40,881		40,881	29,169		29,169
Marble and manufactures of	G. B.	3,312		3,312	3,869		3,869
	U. S.	86,026		86,026	79,471		79,471
	O. C.	12,541		12,541	10,677		10,677
Totals		101,879		101,879	94,017		94,017
Metals and minerals and manufactures of— Brass and mfrs. of.	G. B.	44,122	57,016	101,138	47,099	72,845	119,944
	U. S.	364,815	331,672	696,487	404,353	378,703	783,056
	O. C.	18,319	10,242	28,561	19,430	13,465	32,895
Totals		427,256	398,930	826,18	470,882	465,013	935,895
Copper and mfrs. of.	G. B.	4,017	67,210	71,227	5,482	74,891	80,373
	U. S.	78,336	644,210	722,546	221,513	959,241	1,180,754
	O. C.	1,484	3,129	4,613	2,566	7,966	10,532
Totals		83,837	714,549	798,386	229,561	1,042,098	1,271,659
Gold and silver and manufactures of.	G. B.	51,623		51,623	54,854		54,854
	U. S.	233,026		233,026	234,661		234,661
	O. C.	57,671		57,671	49,630		49,630
Totals		342,320		342,320	339,145		339,145
Iron & steel and mfrs. of— Agricultural implements	G. B.	16,451		16,451	24,789		24,789
	U. S.	1,624,619		1,624,619	1,787,954		1,787,954
	O. C.				854		854
Totals		1,641,070		1,641,070	1,813,597		1,813,597
Machines and machinery	G. B.	453,728	16,308	470,036	676,203	43,720	719,923
	U. S.	2,618,534	306,396	2,924,930	3,784,642	708,608	4,493,250
	O. C.	15,307	11	15,318	31,854	217	32,071
Totals		3,087,569	322,715	3,410,284	4,492,699	752,545	5,245,244
Other iron and steel and manufactures of.	G. B.	1,865,642	369,285	2,234,927	3,603,877	1,382,922	4,986,799
	U. S.	8,930,022	3,528,898	12,458,920	12,090,729	4,831,999	16,922,728
	O. C.	354,401	59,378	413,779	473,867	116,181	590,048
Totals		11,150,065	3,957,561	15,107,626	16,168,473	6,331,102	22,499,575

SESSIONAL PAPER No. 10

Articles entered for Consumption in Canada, &c.—Continued.

Value, 1901.			Value, 1902.			Value, 1903.		
Dutiable.	Free.	Total.	Dutiable.	Free.	Total.	Dutiable.	Free.	Total.
\$	\$	\$	\$	\$	\$	\$	\$	\$
207,788		207,788	261,231		261,231	319,702		319,702
1,450,889		1,450,889	1,468,882		1,468,882	1,529,043		1,529,043
69,372		69,372	80,148		80,148	64,057		64,057
1,728,049		1,728,049	1,810,261		1,810,261	1,912,802		1,912,802
24,416		24,416	22,723		22,723	37,183		37,183
7,404		7,404	10,465		10,465	12,762		12,762
3,105		3,105	2,782		2,782	2,091		2,091
34,925		34,925	35,970		35,970	52,036		52,036
4,750		4,750	2,604		2,604	2,631		2,631
77,881		77,881	102,281		102,281	128,062		128,062
13,528		13,528	25,539		25,539	22,788		22,788
96,159		96,159	130,424		130,424	153,481		153,481
47,231	69,801	117,032	54,264	69,006	123,270	85,591	79,135	164,726
389,215	381,378	770,593	428,876	511,846	940,722	542,968	562,214	1,105,182
27,234	5,401	32,635	24,385	23,363	47,748	36,344	14,042	50,386
463,680	456,580	920,260	507,525	604,215	1,111,740	664,903	655,391	1,320,294
4,590	35,548	40,138	4,056	98,084	102,140	9,723	36,056	45,779
148,914	909,985	1,058,899	139,411	1,255,224	1,394,635	133,614	1,362,878	1,496,492
3,861	509	4,370	6,819	3,770	10,589	1,434	559	1,993
157,365	946,042	1,103,407	150,286	1,357,078	1,507,364	144,771	1,399,493	1,544,264
63,012		63,012	57,685		57,685	75,617		75,617
236,350		236,350	241,947	372	242,319	295,461	560	296,021
60,284		60,284	51,714		51,714	63,195		63,195
359,646		359,646	351,346	372	351,718	434,273	560	434,833
22,025		22,025	19,913		19,913	23,570		23,570
1,861,816		1,861,816	2,635,055		2,635,055	3,147,468		3,147,468
2,319		2,319	500		500	779		779
1,886,160		1,886,160	2,655,468		2,655,468	3,171,817		3,171,817
545,809	33,202	579,011	335,161	44,070	379,231	295,895	26,144	322,039
3,919,054	1,532,351	5,451,405	4,414,671	1,491,400	5,906,071	5,821,173	1,640,494	7,461,667
39,083	5,380	44,463	37,668	10,435	48,103	56,195	6,585	62,780
4,503,946	1,570,933	6,074,879	4,787,500	1,545,905	6,333,405	6,173,263	1,673,223	7,846,486
2,049,290	752,921	2,802,211	4,399,786	1,597,042	5,996,828	7,029,156	2,777,024	9,806,180
10,273,997	5,524,028	15,798,025	11,016,866	5,036,494	16,053,360	12,406,438	5,433,489	17,839,925
379,699	239,391	619,090	1,474,672	763,369	2,238,041	2,346,966	1,279,595	3,626,561
12,702,986	6,516,340	19,219,326	16,891,324	7,396,905	24,288,229	21,782,558	9,490,108	31,272,666

3-4 EDWARD VII., A. 1904

No. 17.—STATEMENT of the Values of the Principal and Other

ARTICLES.	Countries.	Value, 1899.			Value, 1900.		
		Dutiable.	Free.	Total.	Dutiable.	Free.	Total.
		\$	\$	\$	\$	\$	\$
Metals, minerals, &c.— <i>Con.</i> Lead and mfrs. of.....	G. B.	217,848	54,599	272,447	184,708	54,578	239,286
	U. S.	136,299	321	136,620	115,237	574	115,811
	O. C.	14,303	4,354	18,657	22,501	3,908	26,409
	Totals.....	368,450	59,274	427,724	322,446	59,060	381,506
Tin and mfrs. of.....	G. B.	10,400	994,197	1,004,597	8,750	1,804,208	1,812,958
	U. S.	79,981	247,711	327,692	88,775	387,424	476,199
	O. C.	5,120	35,404	40,524	4,217	125,081	129,298
	Totals.....	95,501	1,277,312	1,372,813	101,742	2,316,713	2,418,455
Zinc and mfrs. of.....	G. B.	896	47,931	48,827	800	45,744	46,544
	U. S.	8,101	33,424	41,525	8,032	57,189	65,221
	O. C.	627	60,846	61,473	773	84,520	85,293
	Totals.....	9,624	142,201	151,825	9,605	187,453	197,058
Miscellaneous metals and minerals and mfrs. of.	G. B.	83,460	78,847	162,307	98,908	91,460	190,368
	U. S.	629,781	223,838	853,619	707,527	440,707	1,148,234
	O. C.	49,992	48,276	98,268	57,175	58,121	115,296
	Totals.....	763,233	350,961	1,114,194	863,610	590,288	1,453,898
<i>Recapitulation, metals, mi- nerals and mfrs. of.</i>	G. B.	2,748,187	1,685,393	4,433,580	4,705,470	3,570,368	8,275,838
	U. S.	14,703,514	5,316,470	20,019,984	19,443,423	7,764,445	27,207,868
	O. C.	517,224	221,640	738,864	662,867	409,459	1,072,326
	Grand totals.....	17,968,925	7,223,503	25,192,428	24,811,760	11,744,272	36,556,032
Musical instruments.....	G. B.	11,201	11,201	7,284	7,284
	U. S.	261,761	261,761	300,688	300,688
	O. C.	92,334	92,334	82,435	82,435
	Totals.....	365,296	365,296	390,407	390,407
Oils:— Mineral oils.....	G. B.	1,351	242	1,593	527	1,081	1,608
	U. S.	681,092	726	681,818	739,039	588	739,627
	O. C.	4	4
	Totals.....	682,447	968	683,415	739,566	1,669	741,235
Fish oils.....	G. B.	1,284	1,284	1,255	1,255
	U. S.	6,972	16	6,988	8,748	8,748
	O. C.	6,368	37,099	43,467	11,871	38,361	50,232
	Totals.....	14,624	37,115	51,739	21,874	38,361	60,235
Vegetable and animal oils..	G. B.	386,430	9,648	396,078	518,465	8,194	526,659
	U. S.	371,350	54,419	425,769	439,261	82,011	521,272
	O. C.	53,845	1,250	55,095	43,955	2,149	46,104
	Totals.....	811,625	65,317	876,942	1,001,681	92,354	1,094,035

SESSIONAL PAPER No. 10

Articles entered for Consumption in Canada, &c.—Continued.

Value, 1901.			Value, 1902.			Value, 1903.		
Dutiable.	Free.	Total.	Dutiable.	Free.	Total.	Dutiable.	Free.	Total.
§	¢	¢	¢	¢	¢	¢	¢	¢
110,815	49,836	160,651	122,908	62,462	185,370	76,376	47,304	123,680
113,013	1,124	114,137	69,927	9,021	78,948	63,870	36,948	100,788
16,983	1,889	18,872	21,171	2,229	23,400	24,146	4,554	28,700
240,811	52,849	293,660	214,006	73,712	287,718	164,392	88,776	253,168
9,190	1,538,920	1,548,110	10,572	1,593,470	1,604,042	14,515	1,929,363	1,943,878
108,607	493,388	601,995	98,214	494,742	592,956	103,575	578,217	681,792
4,405	184,599	189,004	6,910	90,050	96,960	5,787	80,729	86,516
122,202	2,216,907	2,339,109	115,696	2,178,262	2,293,958	123,877	2,588,309	2,712,186
133	32,391	32,524	757	56,992	57,749	297	95,798	96,095
5,904	69,684	75,588	5,327	51,407	56,734	9,042	34,984	44,026
845	59,665	60,510	532	113,965	114,517	327	122,950	123,277
6,882	161,740	168,622	6,636	222,364	229,000	9,666	253,732	263,398
113,058	72,851	185,909	118,909	119,638	238,547	128,633	96,702	225,335
711,632	476,229	1,187,861	863,516	443,973	1,307,489	1,058,921	875,986	1,934,907
63,658	298,556	362,214	80,365	514,551	594,916	72,488	508,660	581,148
888,348	847,636	1,735,984	1,062,790	1,078,162	2,140,952	1,260,042	1,481,348	2,741,390
2,965,153	2,585,470	5,550,623	5,124,011	3,640,764	8,764,775	7,739,373	5,087,526	12,826,899
17,768,502	9,388,167	27,156,669	19,913,810	9,294,479	29,208,289	23,582,528	10,525,740	34,108,268
598,371	795,390	1,393,761	1,704,756	1,524,732	3,226,488	2,607,661	2,017,674	4,625,335
21,332,026	12,769,027	34,101,053	26,742,577	14,456,975	41,199,552	33,929,562	17,630,940	51,560,502
9,676	9,676	7,977	868	8,845	11,163	738	11,901
308,197	308,197	318,592	23,792	342,384	342,455	36,863	379,318
94,775	94,775	107,070	14,484	121,554	112,964	22,636	135,600
412,648	412,648	433,639	39,144	472,783	466,582	60,237	526,819
2,662	337	2,999	1,530	5,007	6,537	442	2,003	2,445
844,448	1,151	845,599	971,951	3,159	975,110	1,446,593	2,505	1,449,098
847,110	1,488	848,598	973,481	8,166	981,647	1,447,035	4,508	1,451,543
762	762	1,940	1,940	745	745
9,959	9,959	9,521	9,521	12,755	12,755
9,391	37,973	47,364	8,016	40,364	48,380	4,304	74,017	78,321
20,112	37,973	58,085	19,477	40,364	59,841	17,804	74,017	91,821
479,416	53,657	533,073	474,926	41,226	516,152	368,776	66,695	435,471
571,748	99,984	671,732	720,894	109,594	821,488	804,170	143,374	947,544
47,402	281	47,683	54,206	2,907	57,113	69,849	8,196	78,045
1,098,566	153,922	1,252,488	1,250,026	144,727	1,394,753	1,242,795	218,265	1,461,060

3-4 EDWARD VII., A. 1904

No. 17.—STATEMENT of the Values of the Principal and Other

ARTICLES.	Countries.	Value, 1899.			Value, 1900.		
		Dutiable.	Free.	Total.	Dutiable.	Free.	Total.
		£	£	£	£	£	£
* Oils— <i>Con.</i> <i>Recapitulation, oils</i>	G. B..	389,065	9,890	398,955	520,247	9,275	529,522
	U. S..	1,059,414	55,161	1,114,575	1,187,048	82,599	1,269,647
	O. C..	60,217	38,349	98,566	55,826	40,510	96,336
Grand totals		1,508,696	103,400	1,612,096	1,763,121	132,384	1,895,505
Oil cloth.....	G. B..	230,492		230,492	289,451		289,451
	U. S..	65,647		65,647	69,880		69,880
	O. C..	1,234		1,234	1,583		1,583
Totals.....		297,373		297,373	360,914		360,914
Optical, philosophical and ma- thematical instruments.	G. B..	15,733	2,987	18,720	16,346	7,201	23,547
	U. S..	166,566	24,479	191,045	196,388	17,493	213,881
	O. C..	31,842	8,201	40,043	22,756	7,849	30,605
Totals.....		214,141	35,667	249,808	235,490	32,543	268,033
Packages, including post office packages.	G. B..	265,286	676	265,962	304,851	946	305,797
	U. S..	1,191,977	12,169	1,204,146	1,386,153	17,053	1,403,206
	O. C..	243,311	176	243,487	273,934	140	274,074
Totals.....		1,700,574	13,021	1,713,595	1,964,938	18,139	1,983,077
Paintings, oil and water colours.	G. B..	30,629	361,896	392,525	41,263	235,978	277,241
	U. S..	118,033	155,977	274,010	138,295	101,200	239,495
	O. C..	18,599	55,120	73,719	19,852	102,339	122,191
Totals.....		167,261	572,993	740,254	199,410	439,517	638,927
Paints and colours.....	G. B..	255,967	62,597	318,564	311,743	59,073	370,816
	U. S..	190,674	42,724	233,398	275,586	41,765	317,351
	O. C..	329,962	6,198	336,160	330,533	8,421	338,954
Totals.....		776,603	111,519	888,122	917,862	109,259	1,027,121
Paper and manufactures of ..	G. B..	248,745		248,745	259,762		259,762
	U. S..	911,896		911,896	1,042,504	541	1,043,045
	O. C..	102,723	192	102,915	105,235	167	105,402
Totals.....		1,263,364	192	1,263,556	1,407,501	708	1,408,209
Pickles, sauces, capers, &c. .	G. B..	118,724		118,724	126,226		126,226
	U. S..	63,547		63,547	86,907		86,907
	O. C..	8,616		8,616	10,186		10,186
Totals.....		190,887		190,887	223,319		223,319
Plants and trees.....	G. B..	3,773	3,400	7,173	4,300	4,230	8,530
	U. S..	11,318	22,134	33,452	15,718	17,858	33,576
	O. C..	9,080	27,037	36,117	8,492	37,469	45,952
Totals.....		24,171	52,571	76,742	28,510	59,548	88,058

SESSIONAL PAPER No. 10

Articles entered for Consumption in Canada, &c.—Continued.

Value, 1901.			Value, 1902.			Value, 1903.		
Dutiable.	Free.	Total.	Dutiable.	Free.	Total.	Dutiable.	Free.	Total.
₹	₹	₹	₹	₹	₹	₹	₹	₹
482,840	53,994	536,834	478,396	46,233	524,629	369,963	68,698	438,661
1,426,155	101,135	1,527,290	1,702,366	103,753	1,806,119	2,263,518	145,879	2,409,397
56,793	38,254	95,047	62,222	43,271	105,493	74,153	82,213	156,366
1,965,788	193,383	2,159,171	2,242,984	193,257	2,436,241	2,707,634	296,790	3,004,424
341,712		341,712	367,045		367,045	465,856		465,856
77,291		77,291	80,709		80,709	90,158		90,158
1,827		1,827	1,627		1,627	6,643		6,643
420,830		420,830	449,381		449,381	562,657		562,657
15,712	4,099	19,811	18,034	3,946	21,980	17,956	4,834	22,790
174,053	21,438	195,491	185,438	44,631	230,069	198,812	31,471	230,283
25,227	9,218	34,445	33,051	9,120	42,171	40,852	10,581	51,433
214,992	34,755	249,747	236,523	57,697	294,220	257,620	46,886	304,506
335,794	155	335,949	333,719	60	333,779	333,882		333,882
1,734,428	23,707	1,758,135	1,746,032	136	1,746,168	1,489,763		1,489,763
284,726	162	284,888	314,848	86	314,934	355,126		355,126
2,354,948	24,024	2,378,972	2,394,599	282	2,394,881	2,178,771		2,178,771
50,115	172,341	222,456	42,422	331,816	374,238	44,802	250,143	294,945
148,743	232,995	381,738	195,146	183,788	378,934	229,270	139,277	368,547
32,844	17,247	50,091	31,826	22,285	54,111	39,763	23,718	54,481
231,702	422,583	654,285	269,394	537,889	807,283	304,835	413,138	717,973
224,202	92,793	316,995	242,675	69,191	311,866	257,763	62,218	319,981
387,112	52,773	439,885	502,390	60,003	562,393	654,199	70,874	725,073
157,529	12,106	169,635	263,391	13,488	276,882	299,113	24,367	324,080
768,843	157,672	926,515	1,007,859	142,682	1,150,541	1,211,075	158,059	1,369,134
382,018		382,018	361,692		361,692	403,127		403,127
1,320,869		1,320,873	1,471,779	340	1,472,119	1,564,808		1,564,808
101,037		101,037	112,315		112,315	142,429		142,429
1,803,924		1,803,928	1,945,786	340	1,946,126	2,110,364		2,110,364
154,753		154,753	140,020		140,020	182,402		182,402
77,183		77,183	83,485		83,485	108,429		108,429
12,784		12,784	12,094		12,094	17,346		17,346
244,720		244,720	235,599		235,599	308,177		308,177
1,940	2,674	4,614	2,694	4,225	6,919	3,319	2,744	6,063
27,896	25,328	53,224	38,606	27,091	65,697	42,562	43,430	85,992
7,265	36,966	44,231	9,192	45,911	55,103	10,498	43,563	54,061
37,101	64,968	102,069	50,492	77,227	127,719	56,379	89,737	146,116

3-4 EDWARD VII., A. 1904

No. 17.—STATEMENT of the Values of the Principal and Other

ARTICLES.	Countries.	Value, 1899.			Value, 1900.		
		Dutiable.	Free.	Total.	Dutiable.	Free.	Total.
		£	£	£	£	£	£
Precious stones	G. B.	17,925	237,252	255,177	32,512	339,969	372,481
	U. S.	9,746	26,226	35,972	15,647	52,067	67,714
	O. C.	16,779	154,080	170,859	14,142	175,597	189,739
	Totals	44,450	417,558	462,008	62,301	567,633	629,934
Provisions	G. B.	36,842	63	36,905	58,548		58,548
	U. S.	1,618,078	3,799	1,621,877	1,795,798	1,280	1,797,078
	O. C.	51,573		51,573	50,677		50,677
	Totals	1,706,493	3,862	1,710,355	1,905,023	1,280	1,906,303
Rags for manufacture of paper.	G. B.		143,995	143,995		119,036	119,036
	U. S.		130,046	130,046		169,480	169,480
	O. C.		24,520	24,520		18,327	18,327
	Totals		298,561	298,561		306,843	306,843
Rennet	G. B.		516	516		445	445
	U. S.		46,452	46,452		45,686	45,686
	O. C.		8,010	8,010		13,573	13,573
	Totals		54,978	54,978		59,704	59,704
Ribbons	G. B.	592,831		592,831	457,381		457,381
	U. S.	37,650		37,650	33,490		33,490
	O. C.	315,189		315,189	222,903		222,903
	Totals	855,670		855,670	713,774		713,774
Salt	G. B.	312	212,885	213,197		241,242	241,242
	U. S.	32,525	8,423	40,948	30,180	7,700	37,880
	O. C.	2	46,212	46,214		46,311	46,311
	Totals	32,839	267,520	300,359	30,180	295,253	323,433
Seeds and roots	G. B.	7,991	26,112	34,103	10,136	108,374	118,510
	U. S.	342,116	1,073,898	1,416,014	460,415	1,279,801	1,740,216
	O. C.	17,752	83,352	101,104	10,291	55,643	65,934
	Totals	367,859	1,183,362	1,551,221	480,842	1,443,818	1,924,660
Settlers' effects	G. B.		458,888	458,888		657,344	657,344
	U. S.		2,183,861	2,183,861		2,385,724	2,385,724
	O. C.		163,207	163,207		22,342	22,342
	Totals		2,805,956	2,805,956		3,065,410	3,065,410
Silk and manufactures of:— Clothing, N. O. P.	G. B.	172,180		172,180	157,620		157,620
	U. S.	38,199		38,199	42,842		42,842
	O. C.	33,856		33,856	43,656		43,656
	Totals	244,235		244,235	244,118		244,118

SESSIONAL PAPER No. 10

Articles entered for Consumption in Canada, &c.—Continued.

Value, 1901.			Value, 1902.			Value, 1903.		
Dutiable.	Free.	Total.	Dutiable.	Free.	Total.	Dutiable.	Free.	Total.
§	§	§	§	§	§	§	§	§
23,455	397,625	421,080	12,763	317,250	330,013	51,162	407,078	458,240
19,883	75,639	95,522	14,122	79,366	93,488	17,126	92,639	109,765
34,215	214,225	248,440	37,666	402,694	440,360	33,945	652,489	686,434
77,553	687,489	765,042	64,551	799,310	863,861	102,233	1,152,206	1,254,439
38,993		38,993	29,585		29,585	35,367		35,367
2,254,630	2,553	2,257,183	2,170,837	3,416	2,174,253	1,635,493	3,189	1,638,682
49,518		49,518	53,621	76	53,697	40,119		40,119
2,343,141	2,553	2,345,694	2,254,043	3,492	2,257,535	1,710,979	3,189	1,714,168
	67,748	67,748		47,750	47,750		134,224	134,224
	133,075	133,075		91,759	91,759		117,888	117,888
	25,101	25,101		28,393	28,393		43,908	43,908
	225,924	225,924		167,902	167,902		295,120	295,120
	1,879	1,879		54	54		114	114
	50,107	50,107		47,482	47,482		41,897	41,897
	16,064	16,064		20,890	20,890		19,440	19,440
	68,050	68,050		68,426	68,426		61,451	61,451
386,879		386,879	515,807		515,807	685,830		685,830
40,113		40,113	49,217		49,217	47,846		47,846
216,279		216,279	234,952		234,952	359,443		359,443
643,271		643,271	799,976		799,976	1,093,119		1,093,119
46	289,193	289,239	63	285,025	285,088	2	298,794	298,796
33,373	14,114	47,487	38,988	13,618	52,606	41,723	9,423	51,146
668	36,580	37,248	554	86,986	87,540	60	52,968	53,028
34,087	339,887	373,974	39,605	385,629	425,234	41,785	361,185	402,970
6,890	79,994	77,824	5,003	153,378	158,381	11,112	81,711	92,823
517,047	688,388	1,205,435	380,012	1,748,580	2,128,592	405,339	1,345,629	1,750,968
18,272	20,696	38,968	21,342	90,782	112,124	22,243	75,572	97,815
542,149	780,078	1,322,227	406,357	1,992,740	2,399,097	438,694	1,502,912	1,941,606
	801,538	801,538		802,313	802,313		1,117,843	1,117,843
	2,915,603	2,915,603		3,751,363	3,751,363		5,287,883	5,287,883
	23,489	23,489		26,805	26,805		36,998	36,998
	3,740,630	3,740,630		4,580,481	4,580,481		6,442,724	6,442,724
135,018		135,018	126,755		126,755	130,673		130,673
65,741		65,741	55,259		55,259	55,024		55,024
43,902		43,902	41,721		41,721	52,258		52,258
244,661		244,661	223,735		223,735	237,955		237,955

3-4 EDWARD VII., A. 1904

No. 17.—STATEMENT of the Values of the Principal and Other

ARTICLES.	Countries.	Value, 1899.			Value, 1900.		
		Dutiable.	Free.	Total.	Dutiable.	Free.	Total.
		£	£	£	£	£	£
Silk and mfrs. of— <i>Con.</i> Fabrics.	G. B.	1,040,489		1,040,489	1,325,917		1,325,917
	U. S.	120,960		120,960	120,067		120,067
	O. C.	944,933		944,933	980,765		980,765
	Total	2,106,382		2,106,382	2,425,849		2,425,849
Handkerchiefs	G. B.	31,834		31,834	41,796		41,796
	U. S.	861		861	2,938		2,938
	O. C.	57,159		57,159	59,258		59,258
	Totals	89,854		89,854	103,992		103,992
All other.	G. B.	321,877	647	322,524	270,578		270,578
	U. S.	51,206	276,889	328,095	65,825	289,725	355,550
	O. C.	119,062	1,496	120,498	75,007	1,428	76,435
	Totals	492,085	279,032	771,117	411,410	291,153	702,563
<i>Recapitulation, silk and mfrs. of factories of.</i>	G. B.	1,566,380	647	1,567,027	1,795,011		1,795,011
	U. S.	211,226	276,889	488,115	231,672	289,725	521,397
	O. C.	1,154,950	1,496	1,156,446	1,158,686	1,428	1,160,114
	Grand totals	2,932,556	279,032	3,211,588	3,185,369	291,153	3,476,522
Soap, all kinds.	G. B.	188,068		188,068	230,131		230,131
	U. S.	165,777		165,777	179,604		179,604
	O. C.	30,329		30,329	36,400		36,400
	Totals	384,174		384,174	446,135		446,135
Spices.	G. B.	90,688		90,688	114,348		114,348
	U. S.	76,013		76,013	79,043		79,043
	O. C.	24,798		24,798	17,127		17,127
	Totals	191,499		191,499	210,518		210,518
Spirits and wines.	G. B.	618,240		618,240	697,255		697,255
	U. S.	52,017		52,017	48,287		48,287
	O. C.	894,702		894,702	996,169		996,169
	Totals	1,564,959		1,564,959	1,741,711		1,741,711
Starch.	G. B.	22,542		22,542	20,545		20,545
	U. S.	55,748		55,748	50,151		50,151
	O. C.	1,197		1,197	2,071		2,071
	Totals	79,487		79,487	72,767		72,767
Stone and manufactures of.	G. B.	48,470	1,199	49,669	46,341	855	47,196
	U. S.	105,407	46,190	151,597	132,153	55,626	187,779
	O. C.	1,929	5,310	7,239	2,590	2,461	5,051
	Totals	155,806	52,699	208,505	181,084	58,942	240,026

SESSIONAL PAPER No. 10

Articles entered for Consumption in Canada, &c.—Continued.

Value, 1901.			Value, 1902.			Value, 1903.		
Dutiable.	Free.	Total.	Dutiable.	Free.	Total.	Dutiable.	Free.	Total.
¢	¢	¢	¢	¢	¢	¢	¢	¢
1,308,068		1,308,068	1,498,346		1,498,346	1,458,664		1,458,664
105,640		105,640	97,718		97,718	89,970		89,970
946,045		946,045	1,065,613		1,065,613	1,310,560		1,310,560
2,359,753		2,359,753	2,661,677		2,661,677	2,889,194		2,889,194
42,261		42,261	38,396		38,396	45,233		45,233
912		912	1,232		1,232	4,657		4,657
73,142		73,142	65,684		65,684	67,074		67,074
116,315		116,315	105,312		105,312	116,964		116,964
245,573	36	245,609	283,211	143	283,554	335,635	733	336,368
49,305	277,199	326,504	52,121	346,246	398,367	63,624	384,979	448,603
93,219	286	93,505	104,132	22,654	126,786	159,742	725	160,467
388,097	277,521	665,618	439,464	369,043	808,507	559,001	386,437	945,438
1,730,920	36	1,730,956	1,946,708	143	1,946,851	1,970,205	733	1,970,938
221,598	277,199	498,797	206,330	346,246	552,576	213,275	384,979	598,254
1,156,308	286	1,156,594	1,277,150	22,654	1,299,804	1,609,634	725	1,610,359
3,108,826	277,521	3,386,347	3,430,188	369,043	3,799,231	3,793,114	386,437	4,179,551
124,430		124,430	37,914		37,914	33,513		33,513
204,977		204,977	231,554		231,554	253,559		253,559
35,306		35,306	48,895		48,895	60,166		60,166
364,713		364,713	318,363		318,363	347,238		347,238
135,264		135,264	154,498		154,498	126,788		126,788
62,914		62,914	71,882		71,882	62,812		62,812
30,727		30,727	25,382		25,382	30,970		30,970
228,905		228,905	251,762		251,762	233,570		233,570
782,415		782,415	810,737		810,737	908,025		908,025
50,062		50,062	45,588		45,588	48,709		48,709
1,089,041		1,089,041	1,139,613		1,139,613	1,254,767		1,254,767
1,921,518		1,921,518	1,995,938		1,995,938	2,211,501		2,211,501
20,939		20,939	17,022		17,022	14,967		14,967
40,364		40,364	38,345		38,345	45,351		45,351
2,640		2,640	2,867		2,867	4,606		4,606
63,943		63,943	58,235		58,235	64,924		64,924
50,558	2,786	53,344	53,955	2,734	56,689	63,067	5,138	68,205
129,762	49,537	179,299	183,441	66,881	250,322	181,751	120,147	301,898
2,477	7,904	10,381	2,643	7,956	10,599	3,850	586	4,436
182,797	60,227	243,024	240,039	77,571	317,610	248,668	125,871	374,539

3-4 EDWARD VII., A. 1904

No. 17.—STATEMENT of the Values of the Principal and Other

ARTICLES.	Countries.	Value, 1899.			Value, 1900.		
		Dutiable	Free.	Total.	Dutiable.	Free.	Total.
		£	£	£	£	£	£
Sugar, molasses, &c.	G. B.	233,399		233,399	163,251		163,251
	U. S.	862,240	11	862,251	1,708,338	659	1,708,997
	O. C.	5,700,166		5,700,166	6,731,532	1,270	6,732,802
Totals	6,795,805	11	6,795,816	8,603,121	1,929	8,605,050	
Tea	G. B.	1,636	786,737	788,373	904	747,432	748,336
	U. S.	142,216		142,216	38,660		38,660
	O. C.	22	2,581,117	2,581,139	60	2,816,971	2,817,031
Totals	143,874	3,367,854	3,511,728	39,624	3,564,403	3,604,027	
Tobacco and manufactures of	G. B.	47,820	1,056	48,876	61,040		61,040
	U. S.	69,481	1,878,725	1,948,206	98,232	1,500,672	1,598,904
	O. C.	168,835	4,659	173,494	237,417	7,438	244,855
Totals	286,136	1,884,440	2,170,576	396,689	1,508,110	1,904,799	
Turpentine	G. B.	29		29	15		15
	U. S.	229,254	564	229,818	359,794	351	360,145
	O. C.				3		3
Totals	229,283	564	229,847	359,812	351	360,163	
Umbrellas, parasols, sun- shades, &c.	G. B.	120,550		120,550	100,230		100,230
	U. S.	6,467		6,467	5,301		5,301
	O. C.	4,228		4,228	3,114		3,114
Totals	131,245		131,245	108,645		108,645	
Varnish, japans, &c.	G. B.	31,039	48	31,087	25,587	127	25,714
	U. S.	54,382	237	54,619	59,313	294	59,607
	O. C.	144		144	281		281
Totals	85,565	285	85,850	85,181	421	85,602	
Vegetables	G. B.	16,434		16,434	19,705		19,705
	U. S.	275,318		275,318	329,925		329,925
	O. C.	43,434		43,434	52,800		52,800
Totals	335,186		335,186	402,430		402,430	
Watches and parts of	G. B.	13,947		13,947	8,784		8,784
	U. S.	348,259		348,259	406,633		406,633
	O. C.	65,049		65,049	84,601		84,601
Totals	427,255		427,255	500,018		500,018	
Wood and manufactures of	G. B.	51,982	1,177	53,159	76,781	10,664	87,445
	U. S.	983,738	2,919,433	3,903,171	1,200,025	3,606,549	4,806,574
	O. O.	105,116	8,998	114,114	95,598	6,826	102,424
Totals	1,140,836	2,929,608	4,070,444	1,372,404	3,624,039	4,996,443	

SESSIONAL PAPER No. 10

Articles entered for Consumption in Canada, &c.—Continued.

Value, 1901.			Value, 1902.			Value, 1903.		
Dutiable.	Free.	Total.	Dutiable.	Free.	Total.	Dutiable.	Free.	Total.
\$	\$	\$	\$	\$	\$	\$	\$	\$
643,185		643,185	330,317		330,317	185,905		185,905
988,538	349	988,887	950,259	360	950,619	428,449	314	428,763
7,684,460		7,684,460	7,581,595		7,581,595	7,343,236		7,343,236
9,316,183	349	9,316,532	8,862,171	360	8,862,531	7,957,590	314	7,957,904
2,554	685,445	687,999	1,079	842,641	843,720	2,660	946,138	948,798
20,752		20,752	38,394		38,394	53,968		53,968
310	2,467,734	2,468,044	506	2,057,777	2,058,283	1,234	2,460,739	2,461,973
23,616	3,153,179	3,176,795	39,979	2,900,418	2,940,397	57,862	3,406,877	3,464,739
71,356	1,708	73,064	95,228	1,263	96,491	114,186	79,950	194,136
72,395	1,720,589	1,792,984	94,613	1,913,916	2,014,529	108,090	2,241,297	2,349,387
290,399	2,329	292,728	275,205	27,179	302,384	282,751	41,290	324,041
434,150	1,724,626	2,158,776	465,046	1,948,358	2,413,404	505,927	2,362,537	2,867,564
240	20	260	6		6	2,350		2,350
308,251	443	308,694	311,767	295	312,062	434,708	352	435,060
4		4						
308,495	463	308,958	311,773	295	312,068	437,058	352	437,410
67,183		67,183	60,587		60,587	50,297		50,297
8,297		8,297	8,837		8,837	9,037		9,037
5,185		5,185	2,602		2,602	2,463		2,463
80,665		80,665	72,026		72,026	61,797		61,797
36,166	25	36,191	34,671	93	34,764	34,709	116	34,825
80,755	326	81,081	102,252	570	102,822	108,544	736	109,280
203		203	617		617	423		423
117,124	351	117,475	137,540	663	138,203	143,676	852	144,528
31,081		31,081	33,790		33,790	31,320		31,320
370,419		370,419	333,496		333,496	600,185		600,185
39,639		39,639	50,121		50,121	72,918		72,918
441,139		441,139	417,407		417,407	704,423		704,423
10,541		10,541	12,618		12,618	22,412		22,412
511,019		511,019	575,852		575,852	700,460		700,460
102,385		102,385	154,286		154,286	149,753		149,753
623,945		623,945	742,756		742,756	872,625		872,625
74,425	15,528	89,953	60,038	7,631	67,669	101,900	13,517	115,417
1,229,065	3,481,338	4,710,403	1,404,947	4,248,462	5,653,409	1,074,914	5,023,038	6,697,952
123,967	12,749	136,716	152,170	18,116	170,286	145,595	27,506	173,101
1,427,457	3,509,615	4,937,072	1,617,155	4,274,209	5,891,364	1,922,409	5,064,061	6,986,470

3-4 EDWARD VII., A. 1904

No. 17.—STATEMENT of the Values of the Principal and Other

ARTICLES.	Countries.	Value, 1899.			Value, 1900.		
		Dutiable.	Free.	Total.	Dutiable.	Free.	Total.
		§	§	§	§	§	§
Wool and manufactures of—	G. B.	7,686,366	755,680	8,442,046	7,787,929	904,194	8,692,123
	U. S.	428,631	520,684	949,315	359,986	449,892	809,878
	O. C.	1,688,206	229,663	1,917,869	1,653,650	400,626	2,054,276
	Totals.....	9,803,203	1,506,027	11,309,230	9,801,565	1,754,712	11,556,277
All other goods.....	G. B.	576,098	204,259	780,357	615,688	263,578	879,266
	U. S.	1,545,364	545,010	2,090,374	2,049,327	771,709	2,821,036
	O. C.	435,184	48,701	483,885	448,792	45,199	493,991
	Totals.....	2,556,646	797,970	3,354,616	3,113,807	1,080,486	4,194,293
Values of total imports of merchandise.....	G. B.	27,521,508	9,409,815	36,931,323	31,561,756	12,718,227	44,279,983
	U. S.	44,471,824	43,995,349	88,467,173	53,897,561	48,182,616	102,080,177
	O. C.	17,439,840	6,508,123	23,947,963	18,887,478	7,259,240	26,146,718
	Totals.....	89,433,172	59,913,287	149,346,459	104,346,795	68,160,083	172,506,878
Coin and bullion.....	G. B.	128,800	128,800	509,747	509,747
	U. S.	4,539,993	4,539,993	7,764,201	7,764,201
	O. C.	36,341	36,341	23,490	23,490
	Totals.....	4,705,134	4,705,134	8,297,438	8,297,438
RECAPITULATION—							
Value of total imports entered for consumption, including coin and bullion.	G. B.	27,521,508	9,538,615	37,060,123	31,561,756	13,227,974	44,789,730
	U. S.	44,471,824	48,535,342	93,007,166	53,897,561	55,946,817	109,844,378
	O. C.	17,439,840	6,544,464	23,984,304	18,887,478	7,282,730	26,170,208
Grand totals.....	89,433,172	64,618,421	154,051,593	104,346,795	76,457,521	180,804,316

SESSIONAL PAPER No. 10

Articles entered for Consumption in Canada, &c.—*Concluded.*

Value, 1901.			Value, 1902.			Value, 1903.		
Dutiable.	Free.	Total.	Dutiable.	Free.	Total.	Dutiable.	Free.	Total.
\$	\$	\$	\$	\$	\$	\$	\$	\$
8,061,459	645,351	8,706,810	8,860,393	890,026	9,750,419	11,105,987	790,496	11,896,483
370,453	424,497	794,950	354,598	252,171	606,769	394,379	351,509	745,888
1,512,193	343,496	1,855,689	1,731,865	518,302	2,250,167	2,061,549	375,355	2,436,904
9,944,105	1,413,344	11,357,449	10,946,856	1,660,499	12,607,355	13,561,915	1,517,360	15,079,275
738,805	135,647	874,452	776,035	161,053	937,088	843,317	200,817	1,044,134
1,890,992	972,959	2,863,951	1,865,101	1,118,012	2,982,113	2,299,426	1,191,614	3,491,040
518,713	75,969	594,682	482,243	47,044	529,287	570,917	72,206	643,123
3,148,519	1,184,575	4,333,085	3,123,379	1,326,109	4,449,488	3,713,660	1,464,637	5,178,297
31,701,654	11,118,341	42,819,995	35,062,564	13,960,162	49,022,726	42,210,165	16,582,873	58,793,038
53,600,278	53,549,047	107,149,325	60,181,808	54,562,888	114,744,696	68,538,323	60,251,914	128,790,237
20,067,824	7,063,550	27,131,374	23,413,124	9,299,644	32,712,768	26,047,577	11,182,867	37,230,444
105,969,756	71,730,938	177,700,694	118,657,496	77,822,694	196,480,190	136,796,065	88,017,654	224,813,719
.....	198,169	198,169	191,036	191,036	103,863	103,863
.....	3,335,683	3,335,683	6,062,354	6,062,354	8,814,958	8,814,958
.....	3,442	3,442	58,015	58,015	57,976	57,976
.....	3,537,294	3,537,294	6,311,405	6,311,405	8,976,797	8,976,797
31,701,654	11,316,510	43,018,164	35,062,564	14,151,198	49,213,762	42,210,165	16,686,736	58,896,901
53,600,278	56,884,730	110,485,008	60,181,808	60,625,242	120,807,050	68,538,323	69,066,872	137,605,195
20,067,824	7,066,992	27,134,816	23,413,124	9,357,659	32,770,783	26,047,577	11,240,843	37,288,420
105,969,756	75,268,232	181,237,988	118,657,496	84,134,099	202,791,595	136,796,065	96,994,451	233,790,516

3-4 EDWARD VII., A. 1904

No. 18.—STATEMENT of the Values of the Principal and Other Articles Exported from to 1903, inclusive, showing in each case the portion sent to Great Britain, the ABBREVIATIONS.—G. B., Great Britain ;

ARTICLES.	Countries.	Value, 1899.			Value, 1900.		
		Home Produce.	Foreign Produce.	Total.	Home Produce.	Foreign Produce.	Total.
		£	£	£	£	£	£
Animals, living—							
Horned cattle.....	G. B.	7,129,430	35,940	7,165,370	7,579,080		7,579,080
	U. S.	1,298,170	15,370	1,313,540	1,401,137	9,920	1,411,057
	O. C.	95,235	2,226	97,461	100,559		100,559
Totals		8,522,835	53,536	8,576,371	9,080,776	9,920	9,090,696
Horses.....	G. B.	591,200	10,827	602,027	517,641	4,025	521,666
	U. S.	283,593	163,017	452,610	222,625	98,529	324,154
	O. C.	23,270		23,270	426,715		426,715
Totals		898,063	179,844	1,077,907	1,166,981	102,554	1,269,535
Sheep.....	G. B.	333,736		333,736	475,508		475,508
	U. S.	1,176,687	275	1,176,962	1,397,997		1,397,997
	O. C.	30,434		30,434	20,507		20,507
Totals		1,540,857	275	1,541,132	1,894,012		1,894,012
Swine.....	G. B.						
	U. S.	2,413		2,413	11,553	20	11,573
	O. C.	2,651		2,651	3,000		3,000
Totals		5,064		5,064	14,553	20	14,573
All other.....	G. B.	17,134		17,134	751	20	771
	U. S.	49,933	17,421	67,354	39,995	15,863	55,858
	O. C.	6,440		6,440	4,527	30	4,557
Totals		73,507	17,421	90,928	45,273	15,913	61,186
<i>Recapitulation, animals.</i>	G. B.	8,071,500	46,767	8,118,267	8,572,980	4,045	8,577,025
	U. S.	2,810,796	202,683	3,012,879	3,073,307	124,332	3,197,639
	O. C.	158,030	2,226	160,256	555,308	30	555,338
Grand totals.....		11,040,326	251,076	11,291,402	12,201,595	128,407	12,330,002
Ashes, pot, pearl and other.....	G. B.	42,610		42,610	48,812		48,812
	U. S.	65,318	70	65,388	86,789		86,789
	O. C.	2,799		2,799	2,654		2,654
Totals		110,727	70	110,797	138,255		138,255
Bones.....	G. B.	60		60			
	U. S.	46,868		46,868	46,257	110	46,367
	O. C.						
Totals		46,928		46,928	46,257	110	46,367
Books, pamphlets, maps, &c.	G. B.	23,452	4,804	28,256	37,733	2,406	40,139
	U. S.	49,659	33,651	83,310	52,400	34,258	86,658
	O. C.	22,425	1,163	23,588	51,083	851	51,934
Totals.....		95,536	39,618	135,154	141,216	37,515	178,731

SESSIONAL PAPER No. 10

Canada (both Home and Foreign Produce), during the Fiscal Years ended June 30, 1899 United States, and to all Other Countries. (*From Canadian Returns*).

U. S., United States; O. C., Other Countries.

Value, 1901.			Value, 1902.			Value, 1903.		
Home Produce.	Foreign Produce.	Total.	Home Produce.	Foreign Produce.	Total.	Home Produce.	Foreign Produce.	Total.
₳	₳	₳	₳	₳	₳	₳	₳	₳
8,028,476		8,028,476	9,742,738		9,742,738	10,842,438		10,842,438
891,340	4,298	895,638	787,864	35,811	823,675	292,288	27,630	319,918
144,746		144,746	133,217		133,217	207,906		207,906
9,064,562	4,298	9,068,860	10,663,819	35,811	10,699,630	11,342,632	27,630	11,370,262
230,295	1,070	231,362	435,155		435,155	224,845		224,845
327,294	164,558	491,855	345,048	307,255	652,303	340,239	442,487	782,726
352,684		352,684	676,970		676,970	30,837		30,837
910,273	165,628	1,075,901	1,457,173	307,255	1,764,428	595,921	442,487	1,038,408
435,335		435,335	525,336		525,336	656,887		656,887
1,158,069	3,029	1,161,098	908,892	13,245	922,137	961,109	3,193	964,302
32,298		32,298	49,298		49,298	37,685		37,685
1,625,702	3,029	1,628,731	1,483,526	13,245	1,496,771	1,655,681	3,193	1,658,874
						700		700
5,854		5,854	81,456	60	81,516	313,790	2,607	316,397
2,447		2,447	2,563		2,563	5,272		5,272
8,301		8,301	84,019	60	84,079	319,762	2,607	322,369
36,555		36,555	2,046		2,046	774		774
42,594	42,727	85,321	44,430	11,432	55,862	55,020	7,063	62,083
5,942		5,942	4,100		4,100	2,806		2,806
85,091	42,727	127,818	50,576	11,432	62,008	58,600	7,063	65,663
8,730,661	1,070	8,731,731	10,705,275		10,705,275	11,725,644		11,725,644
2,425,151	214,612	2,639,763	2,167,690	367,803	2,535,493	1,962,446	482,980	2,445,426
538,117		538,117	866,148		866,148	284,506		284,506
11,693,929	215,682	11,909,611	13,739,113	367,803	14,106,916	13,972,596	482,980	14,455,576
39,710		39,710	40,927		40,927	34,652		34,652
75,188	139	75,327	91,079		91,079	79,379	5	79,384
5,457		5,457	1,792		1,792	3,295		3,295
120,355	139	120,494	133,798		133,798	117,326	5	117,331
3,034		3,034	58		58			
30,726		30,726	29,483		29,483	32,107		32,107
5,108		5,108				121		121
38,868		38,868	29,541		29,541	32,228		32,228
44,970	2,471	47,421	25,614	1,887	27,501	44,988	7,025	52,013
62,968	34,069	97,037	85,823	46,706	132,529	80,512	45,064	125,586
18,785	1,457	20,242	22,721	1,495	24,216	28,029	4,021	32,040
126,723	37,977	164,700	134,158	50,088	184,246	153,529	56,110	209,639

3-4 EDWARD VII., A. 1904

No. 18.—STATEMENT of the Values of the Principal and

ARTICLES.	Countries.	Value, 1899.			Value, 1900.		
		Home Produce.	Foreign Produce.	Total.	Home Produce.	Foreign Produce.	Total.
		£	£	£	£	£	£
Bread-stuffs:—							
Biscuits, sweetened, &c.	G. B.	186		186	5		5
	U. S.	1,732		1,732	3,766	1,235	5,001
	O. C.	21,734		21,734	17,706	30	17,736
Totals		23,652		23,652	21,477	1,265	22,742
Other, N.E.S.							
	G. B.	35,942	4	35,946	22,230		22,230
	U. S.		40	40			
	O. C.		10,745	10,745		536	536
Totals		35,942	10,789	46,731	22,230	536	22,766
Grain:—							
Barley	G. B.	50,664	69,479	120,143	810,917	126,804	937,721
	U. S.	59,158		59,158	77,754		77,754
	O. C.	218		218	121,754	63,623	185,377
Totals		110,040	69,479	179,519	1,010,425	190,427	1,200,852
Beans	G. B.	42,233		42,233	17,700		17,700
	U. S.	15,145	203	15,348	99,341	489	99,830
	O. C.	181,637		181,637	217,845	167	218,012
Totals		239,035	203	239,238	334,886	656	335,542
Indian corn	G. B.	41,523	5,246,610	5,288,133		4,286,158	4,286,158
	U. S.	297		297	1		1
	O. C.	6,992	1,116,073	1,123,065	1,182	471,437	472,619
Totals		48,812	6,362,683	6,411,495	1,183	4,757,595	4,758,778
Oats	G. B.	2,811,112	215,423	3,026,535	1,866,521	193,526	2,060,047
	U. S.	38,726	1,493	40,219	38,935	23,988	62,923
	O. C.	418,550	51,633	470,183	237,723	128,355	366,078
Totals		3,268,388	268,549	3,536,937	2,143,179	345,869	2,489,048
Pease, whole	G. B.	1,624,773	5,178	1,629,951	1,694,135	13,387	1,707,522
	U. S.	71,564	20	71,584	86,226		86,226
	O. C.	135,768		135,768	209,416		209,416
Totals		1,832,105	5,198	1,837,303	1,989,777	13,387	2,003,164
Pease, split	G. B.	26,419		26,419	48,995		48,995
	U. S.	1,756		1,756	1,747		1,747
	O. C.	95,318		95,318	104,952		104,952
Totals		123,493		123,493	155,694		155,694
Rye	G. B.	195,791	239,556	435,347	278,228	56,613	334,841
	U. S.	653		653	1,058		1,058
	O. C.	3	136,590	136,593			
Totals		196,447	376,146	572,593	279,286	56,613	335,899

SESSIONAL PAPER No. 10

Other Articles Exported from Canada, &c.—Continued.

Value, 1901.			Value, 1902.			Value, 1903.		
Home Produce.	Foreign Produce.	Total.	Home Produce.	Foreign Produce.	Total.	Home Produce.	Foreign Produce.	Total.
\$	\$	\$	\$	\$	\$	\$	\$	\$
138		138	127		127	564		564
6,171	591	6,762	6,793	934	7,727	5,404	72	5,476
22,191	75	22,266	22,323		22,323	27,531		27,531
28,500	666	29,166	29,243	934	30,177	33,499	72	33,571
19,140	13	19,153	20,546	209	20,746	18,921		18,921
61	11,818	11,879		2,158	2,158	157	168	325
	201	201		237	237		541	541
19,201	12,032	31,233	20,546	2,595	23,141	19,078	709	19,787
947,964	49,218	997,182	172,028		172,028	291,032		291,032
85,927		85,927	9,499		9,499	17,148		17,148
89,164	946	90,110	49,672		49,672	149,053		149,053
1,123,055	50,164	1,173,219	231,199		231,199	457,233		457,233
11,049		11,049	9,477		9,477	7,327		7,327
338,261	485	338,746	185,921		185,921	53,865	152	54,017
68,851	164	69,015	30,415		30,415	18,429	28	18,457
418,161	649	418,810	225,813		225,813	79,621	180	79,801
	4,744,317	4,744,317	111,970	1,036,090	1,148,060	27,726	935,556	963,282
670		670	1,730	150	1,880	1,057	1,016	2,073
33	762,225	762,258	4,863	132,986	137,849	7,542	112,704	120,246
703	5,506,542	5,507,245	118,563	1,169,226	1,287,789	36,325	1,049,276	1,085,601
1,996,298	358,770	2,355,068	1,401,150	30,029	1,431,179	1,861,661	47,570	1,909,231
18,598	260	18,858	60,930	1,392	62,322	39,062	2,165	41,227
475,625	254,024	729,649	590,479	20,903	611,382	682,428		682,428
2,490,521	613,054	3,103,575	2,052,559	52,324	2,104,883	2,583,151	49,735	2,632,886
1,991,247	8,682	1,999,929	1,105,814	7,000	1,112,814	476,714		476,714
117,614		117,614	145,102		145,102	210,033	3	210,036
373,388		373,388	331,848	1,822	333,670	365,996	3,520	369,516
2,482,249	8,682	2,490,931	1,582,764	8,822	1,591,586	1,052,743	3,523	1,056,266
70,824		70,824	104,776		104,776	Included with 'Pease, whole,' subsequent to 1902.		
976	160	1,136	24,924		24,924			
120,663	531	121,194	93,254		93,254			
192,463	691	193,154	222,954		222,954			
327,472	208,417	535,889	227,469	215,756	443,225	179,664	420,920	600,584
4		4	6		6			
97,401	74,862	172,263	12,815	28,027	40,842	90,288	10,416	100,704
424,877	283,279	708,156	240,290	243,783	484,073	269,952	431,336	701,288

3-4 EDWARD VII., A. 1904

No. 18.—STATEMENT of the Values of the Principal and

ARTICLES.	Countries.	Value, 1899.			Value, 1900.		
		Home Produce.	Foreign Produce.	Total.	Home Produce.	Foreign Produce.	Total.
		£	£	£	£	£	£
Breadstuffs— <i>Con.</i>							
Grain— <i>Con.</i>							
Wheat.....	G. B.	7,458,538	6,169,127	13,627,665	11,350,942	4,182,344	15,533,286
	U. S.	12,643		12,643	58,305		58,305
	O. C.	313,306	90,358	403,664	586,241	191,057	777,298
Totals.....		7,784,487	6,259,485	14,043,972	11,995,488	4,373,401	16,368,889
All other grain.....	G. B.	97,972		97,972	63,086		63,086
	U. S.	4,618		4,618	3,456		3,456
	O. C.	79,973		79,973	80,773		80,773
Totals.....		182,563		182,563	147,315		147,315
Grain products—							
Bran.....	G. B.	120,936		120,936	100,044		100,044
	U. S.	36,418	1,000	37,418	34,966		34,966
	O. C.	9,766		9,766	10,196		10,196
Totals.....		167,120	1,000	168,120	145,206		145,206
Cornmeal.....	G. B.						
	U. S.				1		1
	O. C.	3,907	54	3,961	2,495		2,495
Totals.....		3,907	54	3,961	2,496		2,496
Oatmeal.....	G. B.	384,012		384,012	456,843		456,843
	U. S.	518		518	801		801
	O. C.	12,038		12,038	17,347		17,347
Totals.....		396,568		396,568	474,991		474,991
Flour of wheat.....	G. B.	2,097,773	4,488	2,102,261	1,665,708		1,665,708
	U. S.	19,582	5,964	25,546	12,993	958	13,951
	O. C.	987,933	30,134	1,018,067	1,113,184	7,504	1,120,688
Totals.....		3,105,288	40,586	3,145,874	2,791,885	8,462	2,800,347
Malt.....	U. S.	375	3	378			
	O. C.	2,948		2,948	10,939		10,939
Totals.....		3,323	3	3,326	10,939		10,939
All other grain products.	G. B.	2,530		2,530	12,426		12,426
	U. S.	274	543	817	1,963		1,963
	O. C.	1,941		1,941	836		836
Totals.....		4,745	543	5,288	15,225		15,225
Recapitulation, breadstuffs.....	G. B.	14,990,404	11,949,865	26,940,269	18,387,780	8,858,832	27,246,612
	U. S.	263,459	9,266	272,725	421,313	26,670	447,983
	O. C.	2,272,052	1,435,587	3,707,639	2,732,589	862,709	3,595,298
Grand totals.....		17,525,915	13,394,718	30,920,633	21,541,682	9,748,211	31,289,893

SESSIONAL PAPER No. 10

Other Articles Exported from Canada, &c.—*Continued.*

Value, 1901.			Value, 1902.			Value, 1903.		
Home Produce.	Foreign Produce.	Total.	Home Produce.	Foreign Produce.	Total.	Home Produce.	Foreign Produce.	Total.
§	§	§	§	§	§	§	§	§
6,112,230	5,992,654	12,104,884	18,024,257	6,077,853	24,102,110	22,999,745	3,864,963	26,864,708
34,989	34,989	9,161	9,161	536,264	536,264
724,720	758,337	1,483,057	654,674	1,644,156	2,298,830	1,030,694	657,115	1,687,809
6,871,939	6,750,991	13,622,930	18,688,092	7,722,009	26,410,101	24,566,703	4,522,078	29,088,781
94,548	94,548	87,948	87,948	67,900	67,900
2,217	2,217	7,897	7,897	1,609	1,609
132,906	132,906	95,657	95,657	109,184	109,184
229,671	229,671	191,502	191,502	178,693	178,693
63,499	887	64,386	61,920	61,920	93,292	93,292
137,957	83	138,040	147,209	30	147,239	91,048	130	91,178
40,789	40,789	28,019	28,019	57,630	57,630
242,245	970	243,215	237,148	30	237,178	241,970	130	242,100
247	247	1,840	1,840
.....	81	81	88	68	156
1,391	1,391	4,369	4,369	3,065	130	3,195
1,638	81	1,719	4,369	4,369	4,993	198	5,191
453,326	453,326	329,042	329,042	480,458	1,147	481,605
330	330	2,442	2,442	888	888
14,151	14,151	12,848	12,848	55,656	55,656
467,807	467,807	344,332	344,332	537,002	1,147	538,149
2,702,132	2,702,132	2,290,056	2,290,056	2,338,667	2,338,667
43,579	15,150	58,729	37,455	198	37,653	68,216	908	69,124
1,269,515	370	1,269,885	1,641,339	87	1,641,426	2,292,260	600	2,292,860
4,015,226	15,520	4,030,746	3,968,850	285	3,969,135	4,699,143	1,508	4,700,651
.....	116	116
3,563	3,563	5,590	5,590	7,415	7,415
3,563	3,563	5,706	5,706	7,415	7,415
24,774	24,774	39,317	39,317	17,906	3,564	21,470
2,973	316	3,289	6,593	541	7,134	1,154	4	1,158
3,384	3,384	5,479	15	5,494	7,163	7,163
31,131	316	31,447	51,389	556	51,945	26,223	3,568	29,791
14,814,888	11,362,958	26,177,846	23,985,897	7,366,928	31,352,825	28,863,417	5,278,720	34,137,137
799,327	28,944	819,271	645,778	5,403	651,181	1,025,993	4,686	1,030,679
3,437,735	1,851,735	5,289,470	3,583,644	1,828,233	5,411,877	4,904,334	785,054	5,689,388
19,042,950	13,243,637	32,286,587	28,215,319	9,200,564	37,415,883	34,793,744	6,063,460	40,857,204

3-4 EDWARD VII., A. 1904

No. 18.—STATEMENT of the Values of the Principal and

ARTICLES.	Countries.	Value, 1899.			Value, 1900.		
		Home Produce.	Foreign Produce.	Total.	Home Produce.	Foreign Produce.	Total.
		£	£	£	£	£	£
Carriages, carts, wagons, &c.	G. B.	23,625	2,239	25,864	15,319	330	15,649
	U. S.	17,563	44,679	62,242	17,639	17,722	35,361
	O. C.	266,262	7,568	273,830	204,026	602	204,628
Totals		307,450	54,486	361,936	236,984	18,654	255,638
Clothing and wearing apparel	G. B.	5,468	1,671	7,139	28,283	2,898	31,181
	U. S.	19,643	3,828	23,471	29,193	14,213	43,406
	O. C.	14,589	2,818	17,407	113,608	2,177	115,785
Totals		39,700	8,317	48,017	171,084	19,288	190,372
Coal, coke, &c.— Bituminous coal	G. B.	62,695		62,695	64,078	60	64,138
	U. S.	3,038,249	154,750	3,192,999	4,026,605	170,736	4,197,341
	O. C.	461,850	1,282	463,132	508,919	1,043	509,962
Totals		3,562,794	156,032	3,718,826	4,599,602	171,839	4,771,441
Charcoal	G. B.	2,481		2,481	2,458		2,458
	U. S.	4,299		4,299	379		379
	O. C.	60		60			
Totals		6,840		6,840	2,837		2,837
Other	G. B.						
	U. S.	14,250	800	15,050	19,758		19,758
	O. C.	1,484		1,484	14,078		14,078
Totals		15,734	800	16,534	33,836		33,836
Recapitulation, coal, coke, &c.	G. B.	65,176		65,176	66,536	60	66,596
	U. S.	3,056,798	155,550	3,212,348	4,046,742	170,736	4,217,478
	O. C.	463,394	1,282	464,676	522,997	1,043	524,040
Grand totals		3,585,368	156,832	3,742,200	4,636,275	171,839	4,808,114
Cordage, rope and twine	G. B.	94,871		94,871	137,394		137,394
	U. S.	27,053	4,046	31,099	26,109	1,120	27,229
	O. C.	12,598	2,602	15,200	13,213	5,573	18,786
Totals		134,522	6,648	141,170	176,716	6,693	183,409
Cotton and manufactures of	G. B.	35,969	3,861	39,830	51,853	1,893	53,746
	U. S.	102,691	6,198	108,889	144,782	8,073	152,855
	O. C.	314,173	1,118	315,291	274,804	1,940	276,744
Totals		452,833	11,177	464,010	471,439	11,906	483,345
Drugs, dyes, chemicals, medi- cines, &c.— Dye stuffs	G. B.	268	73	341	300		300
	U. S.	4,751	9,114	13,865	563	2,773	3,336
	O. C.	393	125	518	1,192	325	1,517
Totals		5,412	9,312	14,724	2,055	3,098	5,153

SESSIONAL PAPER No. 10

Other Articles Exported from Canada, &c.—Continued.

Value, 1901.			Value, 1902.			Value, 1903.		
Home Produce.	Foreign Produce.	Total.	Home Produce.	Foreign Produce.	Total.	Home Produce.	Foreign Produce.	Total.
\$	\$	\$	\$	\$	\$	\$	\$	\$
69,650	666	70,316	62,706	5,226	67,932	23,106	105	23,211
19,055	19,668	38,723	42,160	33,002	75,162	19,091	40,721	59,812
369,392	12,869	382,261	375,873	8,759	384,632	209,443	18,229	227,672
458,097	33,203	491,300	480,739	46,987	527,726	251,640	59,055	310,695
282,512	6,676	289,188	13,573	1,170	14,743	20,761	10,606	31,367
31,986	13,516	45,502	46,673	10,294	56,967	47,775	16,387	64,162
327,498	1,923	329,421	37,667	1,078	38,745	43,748	1,797	45,555
641,996	22,115	664,111	97,913	12,542	110,455	112,284	28,700	140,984
473,539		473,539	46,911		46,911	92,119	15	92,134
4,418,503	128,558	4,547,061	4,318,681	58,569	4,377,250	4,640,064	61,595	4,701,659
415,018	3,285	418,303	501,496	8,603	510,099	720,251	1,319	721,570
5,307,060	131,843	5,438,903	4,867,088	67,172	4,934,260	5,452,434	62,929	5,515,363
4,395		4,395	2,710		2,710	1,400		1,400
2,016		2,016	1,803	1,238	3,041	17,549	3	17,552
1,599		1,599	2,834		2,834			
8,010		8,010	7,347	1,238	8,585	18,949	3	18,952
5		5						
192,830		192,830	184,116	26	184,142	130,674	446	131,120
85		85	458		458	154		154
192,920		192,920	184,574	26	184,600	130,828	446	131,274
477,939		477,939	49,621		49,621	93,519	15	93,534
4,613,349	128,558	4,741,907	4,504,600	59,833	4,564,433	4,788,287	62,044	4,850,331
416,702	3,285	419,987	504,788	8,603	513,391	720,405	1,319	721,724
5,507,990	131,843	5,639,833	5,059,009	68,436	5,127,445	5,602,211	63,378	5,665,589
119,625	11,985	131,610	29,010	154	29,164	20,235	517	20,752
9,186	2,526	11,712	155,823	2,742	158,565	88,273	6,480	94,753
28,276	3,428	31,704	65,564	3,603	69,167	43,718	5,807	49,525
157,087	17,939	175,026	250,397	6,499	256,896	152,226	12,804	165,030
55,177	8,176	63,353	81,888	84,924	166,812	81,856	2,252	84,108
163,788	68,886	232,674	104,643	178,881	283,524	102,193	11,066	113,259
356,160	2,354	358,514	772,432	3,911	776,343	480,134	1,439	481,573
575,125	79,416	654,541	958,963	207,716	1,226,679	664,183	14,757	678,940
383	240	623	3,468		3,468	207		207
1,396	3,483	4,879	5,248	16,748	21,996	6,582	21,706	28,288
1,678	1,256	2,934	1,951	99	2,050	1,056	2,922	3,978
3,457	4,979	8,436	10,667	16,847	27,514	7,845	24,628	32,473

3-4 EDWARD VII., A. 1904

No. 18.—STATEMENT of the Values of the Principal and Other

ARTICLES.	Countries.	Value, 1899.			Value, 1900.		
		Home Produce.	Foreign Produce.	Total.	Home Produce.	Foreign Produce.	Total.
		§	§	§	§	§	§
Drugs, chemicals, etc.— Extract of hemlock bark...	G. B.	77,607		77,607	64,389		64,389
	U. S.						
	O. C.				16		16
	Totals.....	77,607		77,607	64,405		64,405
All other.....	G. B.	36,568	1,893	38,461	114,622	634	115,256
	U. S.	36,127	121,484	157,611	43,094	75,640	118,734
	O. C.	92,274	2,770	95,044	92,190	1,254	93,444
	Totals.....	164,969	126,147	291,056	249,906	77,528	327,434
<i>Recap., drugs, chemicals, etc.</i>	G. B.	114,383	1,966	116,349	179,311	634	179,945
	U. S.	40,878	130,598	171,476	43,657	78,413	122,070
	O. C.	92,667	2,895	95,562	93,398	1,579	94,977
	Grand totals.....	247,928	135,459	383,387	316,366	80,626	396,992
Fertilizers.....	G. B.	8,450		8,450			
	U. S.	50,695	1,364	52,059	52,939		52,939
	O. C.	1,369		1,369	756		756
	Totals.....	60,514	1,364	61,878	53,695		53,695
Fish and products of, N. E. S.— Codfish, including haddock, ling and pollock, dry salted.....	G. B.	74,582		74,582	81,114	1,590	82,704
	U. S.	539,471	11,581	551,052	638,276	13,281	651,557
	O. C.	2,088,501	23,299	2,111,800	2,275,293	31,792	2,307,085
	Totals.....	2,702,554	34,880	2,737,434	2,994,683	46,663	3,041,346
Herrings, fresh and frozen.....	G. B.						
	U. S.	29,832	1,800	31,632	48,700	4,250	52,950
	O. C.						
	Totals.....	29,832	1,800	31,632	48,700	4,250	52,950
Herrings, pickled.....	G. B.	364		364	1,835		1,835
	U. S.	42,084	175	42,259	59,543		59,543
	O. C.	144,250		144,250	128,633		128,633
	Totals.....	186,698	175	186,873	190,011		190,011
Herrings, smoked.....	G. B.	2,021		2,021	3,388		3,388
	U. S.	64,745		64,745	82,705		82,705
	O. C.	22,131		22,131	17,840		17,840
	Totals.....	88,897		88,897	103,933		103,933

SESSIONAL PAPER No. 10

Articles Exported from Canada, &c.—Continued.

Value, 1901.			Value, 1902.			Value, 1903.		
Home Produce.	Foreign Produce.	Total.	Home Produce.	Foreign Produce.	Total.	Home Produce.	Foreign Produce.	Total.
\$	\$	\$	\$	\$	\$	\$	\$	\$
52,190	52,190	66,814	66,814	53,376	53,376
2,757	2,757	1,408	1,408	293	293
2,374	2,374	4,018	4,018	4,690	4,690
57,321	57,321	72,240	72,240	58,359	58,359
121,050	6,683	127,733	114,122	11,206	125,328	120,788	2,523	123,311
156,212	306,145	462,357	294,916	429,095	724,011	298,395	523,261	821,656
91,294	5,117	96,411	129,192	3,646	132,838	204,247	19,513	223,760
368,536	317,945	686,501	538,230	443,947	982,177	623,430	545,297	1,168,727
173,623	6,923	180,546	184,404	11,206	195,610	174,371	2,523	176,894
160,365	309,628	469,993	301,572	445,843	747,415	305,270	544,967	850,237
95,346	6,373	101,719	135,161	3,745	138,906	209,993	22,435	232,428
429,334	322,924	752,258	621,137	460,794	1,081,931	689,634	569,925	1,259,559
37,706	171	37,877	63,710	50	63,760	150	150
120	120	1	1	96,888	235	97,123
37,826	171	37,997	63,711	50	63,761	19,221	19,221
61,023	61,023	122,119	122,119	115,555	115,555
669,807	253	670,060	724,484	13,443	737,927	600,352	113	600,465
2,039,651	1,626	2,032,277	2,315,071	24,751	2,339,822	2,620,993	16,348	2,637,341
2,761,481	1,879	2,763,360	3,161,674	38,194	3,199,868	3,336,900	16,461	3,353,361
103,066	3,500	106,566	149,741	149,741	102,039	102,039
13	13	140	140	294	294
103,079	3,506	106,579	149,881	149,881	102,333	102,333
6,735	6,735	6,747	6,747	4,335	4,335
83,359	83,359	99,174	5	99,179	70,659	12	70,671
166,835	2,802	169,637	187,731	367	188,098	174,463	10	174,473
236,929	2,802	239,731	293,652	372	294,024	249,457	22	249,479
1,011	1,011	1,560	1,560	1,423	1,423
37,713	651	38,364	58,769	58,769	60,893	60,893
12,250	2	12,252	15,081	15,081	15,464	15,464
50,974	653	51,627	75,410	75,410	77,780	77,780

3-4 EDWARD VII., A. 1904

No. 18.—STATEMENT of the Values of the Principal and

ARTICLES.	Countries.	Value, 1899.			Value, 1900.		
		Home Produce.	Foreign Produce.	Total.	Home Produce.	Foreign Produce.	Total.
		£	£	£	£	£	£
Fish and products of— <i>Cont.</i>							
Lobsters, fresh.....	G. B.	383		383			
	U. S.	367,159		367,159	305,493		305,493
	O. C.	16		16			
Totals.....		367,558		367,558	305,493		305,493
Lobsters, canned.....	G. B.	927,850	1,595	929,445	760,026		760,026
	U. S.	703,444		703,444	977,094		977,094
	O. C.	688,766		688,766	635,739		635,739
Totals.....		2,320,060	1,595	2,321,655	2,372,859		2,372,859
Mackerel, fresh.....	U. S.	86,375		86,375	26,922		26,922
	O. C.	165		165	28		28
	Totals.....		86,540		86,540	26,950	
Mackerel, pickled.....	G. B.						
	U. S.	153,431		153,431	135,702		135,702
	O. C.	16,334		16,334	29,125	1,017	21,142
Totals.....		169,765		169,765	155,827	1,017	156,844
Salmon, fresh.....	G. B.	4,245		4,245	32,045		32,045
	U. S.	89,113		89,113	91,058		91,058
	O. C.	67	14	81	19,135		19,135
Totals.....		93,425	14	98,439	142,238		142,238
Salmon, canned.....	G. B.	2,296,292		2,296,292	2,645,898	2,500	2,648,398
	U. S.	46,719		46,719	18,973		18,973
	O. C.	64,470		64,470	218,459		218,459
Totals.....		2,407,481		2,407,481	2,883,330	2,500	2,885,830
Fish, all other, fresh.....	G. B.	182		182			
	U. S.	833,426	31	833,457	1,066,084		1,066,084
	O. C.	815		815	416		416
Totals.....		834,423	31	834,454	1,066,500		1,066,500
All other fish.....	G. B.	6,118		6,118	6,189		6,189
	U. S.	180,333	1,521	181,854	190,823	734	191,557
	O. C.	92,980	1,590	94,570	93,292	525	93,817
Totals.....		279,431	3,111	282,542	290,304	1,259	291,563
<i>Recapitulation, fish.....</i>	G. B.	3,312,067	1,595	3,313,632	3,530,495	4,090	3,534,585
	U. S.	3,136,132	15,108	3,151,240	3,641,373	18,265	3,659,638
	O. C.	3,118,495	24,903	3,143,398	3,408,960	33,334	3,442,294
Grand totals.....		9,566,664	41,606	9,608,270	10,580,828	55,689	10,636,517

SESSIONAL PAPER No. 10

Other Articles Exported from Canada, &c.—*Continued.*

Value, 1901.			Value, 1902.			Value, 1903.		
Home Produce.	Foreign Produce.	Total.	Home Produce.	Foreign Produce.	Total.	Home Produce.	Foreign Produce.	Total.
£	£	£	£	£	£	£	£	£
1,930		1,930	1,009		1,009			
299,257		299,257	364,185		364,185	398,267		398,267
260		260						
301,447		301,447	365,194		365,194	398,267		398,267
697,743		697,743	882,480		882,480	925,715		925,715
840,237		840,237	697,835		697,835	703,258		703,258
745,950		745,950	569,080		569,080	962,612		962,612
2,283,930		2,283,930	2,149,395		2,149,395	2,591,585		2,591,585
18,055		18,055	66,410		66,410	22,796		22,796
79		79	28		28	6		6
18,134		18,134	66,438		66,438	22,802		22,802
320		320	3,848		3,848	500		500
227,089		227,089	286,074	1,240	287,314	216,559		216,559
55,748		55,748	64,930		64,930	18,224		18,224
283,157		283,157	354,852	1,240	356,092	235,283		235,283
18		18	60,545		60,545	27,463		27,463
136,591		136,591	131,905		131,905	125,090		125,090
5,019		5,019	4,446		4,446	9,158		9,158
141,628		141,628	196,896		196,896	161,711		161,711
2,322,111		2,322,111	4,735,613		4,735,613	2,459,499		2,459,499
335,683	2	335,685	24,556		24,556	448	28	476
231,686		231,686	252,569		252,569	129,713	150	129,863
2,889,480	2	2,889,482	5,012,738		5,012,738	2,589,660	178	2,589,838
24		24	125		125			
1,208,058	14	1,208,074	1,261,897		1,261,897	1,138,234	2	1,138,236
5,531	16	5,531	989		989	1,098		1,098
1,213,613	30	1,213,643	1,263,011		1,263,011	1,139,332	2	1,139,334
11,429	56	11,485	4,246		4,246	4,123	99	4,222
227,197	1,159	228,356	263,952	3,133	267,085	290,262	2,962	293,224
127,636	544	128,180	166,837	27	166,864	196,282	125	196,407
366,262	1,759	368,021	435,035	3,160	438,195	490,667	3,186	493,853
3,102,344	70	3,102,414	5,818,292		5,818,292	3,538,613	99	3,538,712
4,186,112	5,581	4,191,693	4,128,982	17,821	4,146,803	3,728,857	3,117	3,731,974
3,381,658	4,974	3,386,632	3,576,902	25,145	3,602,047	4,128,307	16,633	4,144,940
10,670,114	10,625	10,680,739	13,524,176	42,966	13,567,142	11,395,777	19,849	11,415,626

3-4 EDWARD VII., A. 1904

No. 18.—STATEMENT of the Values of the Principal and

ARTICLES.	Countries.	Value, 1899.			Value, 1900.		
		Home Produce.	Foreign Produce.	Total.	Home Produce.	Foreign Produce.	Total.
		£	£	£	£	£	£
Flax, hemp and jute and manufactures of.....	G. B.	274		274			
	U. S.	127,824	8	127,832	329,714		329,714
	O. C.						
Totals.....	128,098	8	128,106	329,714		329,714	
Fruits— Dried fruits.....	G. B.	38,135	230	38,365	22,597	512	23,109
	U. S.	28,048	549	28,597	7,363		7,363
	O. C.	363,888	2,276	366,164	181,867	7,705	189,572
Totals.....	430,071	3,055	433,126	211,827	8,217	220,044	
Apples, green or ripe.....	G. B.	2,412,728	2,974	2,415,702	2,423,079		2,423,079
	U. S.	156,191	11	156,202	73,625	412	74,037
	O. C.	52,433	133	52,566	81,529	208	81,737
Totals.....	2,621,352	3,118	2,624,470	2,578,233	620	2,578,853	
All other, including preserved fruit.....	G. B.	282,631	444	283,075	249,794	1,382	251,176
	U. S.	163,524	109,232	272,756	175,445	64,912	240,357
	O. C.	99,252	2,727	101,979	91,298	2,285	93,583
Totals.....	545,407	112,403	657,810	516,537	68,579	585,116	
<i>Recapitulation, fruits.....</i>	G. B.	2,733,494	3,648	2,737,142	2,695,47	1,894	2,697,364
	U. S.	347,763	109,792	457,555	256,433	65,324	321,757
	O. C.	515,573	5,136	520,709	354,694	10,198	364,892
Grand totals.....	3,596,830	118,576	3,715,406	3,306,597	77,416	3,384,013	
Furs and skins and manufactures of— Furs and skins of marine animals.....	G. B.	291,300		291,300	537,099		537,099
	U. S.	4,775		4,775	143		143
	O. C.						
Totals.....	296,075		296,075	537,242		537,242	
Furs, dressed.....	G. B.	26,570		26,570	44,890		44,890
	U. S.	14,330	1,487	15,817	23,288	2,208	25,496
	O. C.	383	866	1,249	11,450		11,450
Totals.....	41,283	2,353	43,636	79,628	2,208	81,836	
Furs, undressed.....	G. B.	1,138,690	197	1,138,887	1,438,210	1,315	1,439,525
	U. S.	337,936	15,187	353,123	287,400	9,472	296,872
	O. C.	7,378	5,093	12,471	1,728	1,500	3,228
Totals.....	1,484,004	20,477	1,504,481	1,727,338	12,287	1,739,625	
Furs, all other.....	G. B.	2,145	30	2,175	524		524
	U. S.	9,978	10	9,988	1,769	19,341	12,110
	O. C.	149		149	415		415
Totals.....	12,272	40	12,312	2,708	19,341	13,049	

SESSIONAL PAPER No. 10

Other Articles Exported from Canada, &c.—Continued.

Value, 1901.			Value, 1902.			Value, 1903.		
Home Produce.	Foreign Produce.	Total.	Home Produce.	Foreign Produce.	Total.	Home Produce.	Foreign Produce.	Total.
\$	\$	\$	\$	\$	\$	\$	\$	\$
64		64						
240,275	204	240,479	167,079	385	167,464	179,186	527	179,713
10		10				640		640
240,349	204	240,553	167,079	385	167,464	179,826	527	180,353
23,544		23,544	8,009		8,009	29,143	1,925	31,068
28,079	1,882	29,961	3,779	12,458	16,237	14,527	5,032	19,559
144,214	897	145,111	91,357	1,399	92,756	360,591	1,882	362,473
195,837	2,779	198,616	103,145	13,857	117,002	404,261	8,839	413,100
1,422,665		1,422,665	1,495,107	400	1,495,507	2,696,927	10	2,696,937
18,188	74	18,262	49,348	114	49,462	11,508	299	11,807
42,074	47	42,121	22,353		22,353	50,289	14	50,303
1,482,927	121	1,483,048	1,566,808	514	1,567,322	2,758,724	323	2,759,047
158,818	757	159,575	130,237	1,583	131,820	376,665	383	377,048
148,073	29,497	177,570	106,411	40,064	146,475	130,365	47,662	178,027
25,224	5,390	30,614	16,645	1,254	17,899	21,506	3,239	24,745
332,115	35,644	367,759	253,293	42,901	296,194	528,536	51,284	579,820
1,605,027	757	1,605,784	1,633,333	1,983	1,635,336	3,102,735	2,318	3,105,053
194,340	31,453	225,793	159,538	52,636	212,174	156,400	52,993	209,393
211,512	6,334	217,846	130,355	2,653	133,008	432,386	5,135	437,521
2,010,879	38,544	2,049,423	1,923,246	57,272	1,980,518	3,691,521	60,446	3,751,967
260		260	527,788		527,788	347,480		347,480
322		322	5,602		5,602	2,504	6,153	8,657
			5,140		5,140	869		869
582		582	538,530		538,530	350,853	6,153	357,006
7,630	550	8,180	15,996	1,000	16,996	6,953	1,500	8,453
25,923	1,386	27,309	5,270	1,014	6,284	21,515	4,101	25,616
	69	69	174	109	283			
33,553	2,005	35,558	21,440	2,123	23,563	28,468	5,601	34,069
1,237,869	9,250	1,247,119	1,114,533	2,242	1,116,775	1,437,666	1,650	1,439,316
368,367	7,801	376,168	648,028	15,029	663,057	819,265	25,204	844,469
6,042		6,042	12,877	150	13,027	113,099	2,082	115,181
1,612,278	17,051	1,629,329	1,775,438	17,421	1,792,859	2,370,030	28,936	2,398,966
3,633		3,633	7,978	131	8,109	4,169	156	4,325
7,873	911	8,784	6,423	1,875	8,298	10,994	3,282	14,276
1,628	534	2,162	1,821	359	2,180	2,026		2,026
13,134	1,445	14,579	16,222	2,365	18,587	17,189	3,438	20,627

3-4 EDWARD VII., A. 1904

No. 18.—STATEMENT of the Values of the Principal and

ARTICLES.	Countries.	Value, 1899.			Value, 1900.		
		Home Produce.	Foreign Produce.	Total.	Home Produce.	Foreign Produce.	Total.
		£	£	£	£	£	£
<i>Recapitulation, furs</i>	G. B.	1,458,705	227	1,458,932	2,020,723	1,315	2,022,038
	U. S.	397,019	16,684	413,703	312,600	22,021	334,621
	O. C.	7,910	5,959	13,869	13,593	1,500	15,093
Grand totals		1,863,634	22,870	1,886,504	2,346,916	24,836	2,371,752
Grasses, fibres and mfrs. of— (Straw)	G. B.						
	U. S.	2,640		2,640	7,346		7,346
	O. C.	87		87	304		304
Totals		2,727		2,727	7,650		7,650
Gutta percha, India rubber and mfrs. of	G. B.	23,290	200	23,490	14,392	330	14,722
	U. S.	85,084	6,505	91,589	108,811	3,003	111,814
	O. C.	24,958	405	25,363	47,245	275	47,520
Totals		133,332	7,110	140,442	170,448	3,608	174,056
Hay	G. B.	258,604		258,604	378,946		378,946
	U. S.	118,274		118,274	715,594	10	715,604
	O. C.	34,753		34,753	319,569		319,569
Totals		411,631		411,631	1,414,109	10	1,414,119
Hair and mfrs. of	G. B.	9,584		9,584	9,930		9,930
	U. S.	33,918	7,347	40,365	43,277	17,761	61,038
	O. C.						
Totals		42,602	7,347	49,949	53,207	17,761	70,968
Hides and horns and skins, other than fur, and sheep pelts	G. B.	7,414		7,414	6,421		6,421
	U. S.	1,257,622	11,407	1,269,029	1,396,635	763	1,397,398
	O. C.	3,449		3,449	3,283	100	3,383
Totals		1,268,485	11,407	1,279,892	1,406,339	863	1,407,202
Honey	G. B.	31,009		31,009	547		547
	U. S.	555		555	234	328	562
	O. C.	3		3			
Totals		31,567		31,567	781	328	1,109
Hops	G. B.	20,760	1,481	22,241	11,534		11,534
	U. S.	10	1,612	1,622		400	400
	O. C.	2,338		2,338	4,176	325	4,501
Totals		23,108	3,093	26,201	15,710	725	16,435
Junk, old, and oakum	G. B.	3,450		3,450	3,545		3,545
	U. S.	31,471	1,539	33,010	49,024	1,417	50,441
	O. C.	198	55	253	552	41	593
Totals		35,119	1,594	36,713	53,121	1,458	54,579

SESSIONAL PAPER No. 10

Other Articles Exported from Canada, &c.—*Continued.*

Value, 1901.			Value, 1902.			Value, 1903.		
Home Produce.	Foreign Produce.	Total.	Home Produce.	Foreign Produce.	Total.	Home Produce.	Foreign Produce.	Total.
\$	\$	\$	\$	\$	\$	\$	\$	\$
1,249,392	9,800	1,259,192	1,666,295	3,373	1,669,668	1,796,268	3,306	1,799,574
402,485	10,098	412,583	665,323	17,918	683,241	854,278	38,740	893,018
7,670	603	8,273	20,012	618	20,630	115,994	2,082	118,076
1,659,547	20,501	1,680,048	2,351,630	21,909	2,373,539	2,766,540	44,128	2,810,668
2,126		2,126	923		923	1,120		1,120
32,555		32,555	10,016		10,016	11,567		11,567
4,469		4,469	930		930	1,724		1,724
39,150		39,150	11,869		11,869	14,411		14,411
15,690		15,690	36,824	531	37,355	46,155	2,130	48,285
57,772	4,431	62,203	189,664	4,504	194,168	124,426	14,334	138,760
78,194	352	78,546	96,084	3	96,087	92,126	584	92,710
151,656	4,783	156,439	322,572	5,038	327,610	262,707	17,048	279,755
459,235		459,235	1,702,538	366	1,702,904	1,421,506		1,421,506
1,158,108	20	1,158,128	502,700	1,547	504,247	1,924,598	892	1,925,490
480,539		480,539	2,208,173		2,208,173	249,561		249,561
2,097,882	20	2,097,902	4,413,411	1,913	4,415,324	3,595,665	892	3,596,557
15,711		15,711	15,664		15,664	20,321		20,321
43,037	3,057	46,094	44,420	4,078	48,498	65,165	9,192	74,357
108		108	317		317			
58,856	3,057	61,913	60,401	4,078	64,479	85,486	9,192	94,678
173,873	728	174,601	32,600		32,600	77,666		77,666
2,046,809	20,795	2,067,604	1,667,396	34,046	1,701,442	1,890,577	7,644	1,898,221
6,533	700	7,233	3,188		3,188	3,637		3,637
2,227,215	22,223	2,249,438	1,703,184	34,046	1,737,230	1,971,880	7,644	1,979,524
1,732		1,732	601		601	1,264		1,264
498	119	617	930	560	1,496	682	29	711
	399	399	13		13	59		59
2,230	518	2,748	1,544	560	2,104	2,005	29	2,034
36,983		36,983	17,613		17,613	11,205		11,205
			1	1,090	1,091	4	1,669	1,673
987		987	206	79	285	120		120
37,970		37,970	17,820	1,169	18,989	11,329	1,669	12,998
12,411	353	12,764	130		130	332		332
57,126	510	57,636	26,673	920	27,593	38,607	246	38,853
1,061	158	1,219	27	333	360	568	301	869
70,598	1,021	71,619	26,830	1,253	28,083	39,507	547	40,054

3-4 EDWARD VII., A. 1904

No. 18.—STATEMENT of the Values of the Principal and

ARTICLES.	Countries.	Value, 1899.			Value, 1900.		
		Home Produce.	Foreign Produce.	Total.	Home Produce.	Foreign Produce.	Total.
		§	§	§	§	§	§
Leather and mfrs. of— Sole and upper, including leather N.E.S.	G. B.	1,449,499	700	1,450,199	1,406,029		1,406,029
	U. S.	18,548	5,242	23,790	19,636	4,974	24,610
	O. C.	68,089		68,089	109,775		109,775
Totals.....		1,536,136	5,942	1,542,078	1,535,440	4,974	1,540,414
Boots and shoes.....	G. B.	9,331		9,331	17,510		17,510
	U. S.	6,889	2,907	9,746	5,126	2,593	7,719
	O. C.	62,666		62,666	60,789	100	60,889
Totals.....		78,836	2,907	81,743	83,425	2,693	86,118
All other, N.E.S.	G. B.	45,689	553	46,242	169,543	1,089	170,632
	U. S.	14,202	5,296	19,498	20,546	8,686	29,232
	O. C.	6,420	16	6,436	62,676	435	63,111
Totals.....		66,311	5,865	72,176	252,765	10,210	262,975
<i>Recapitulation, leather</i>	G. B.	1,504,519	1,253	1,505,772	1,593,082	1,089	1,594,171
	U. S.	39,589	13,445	53,034	45,308	16,253	61,561
	O. C.	137,175	16	137,191	233,240	535	233,775
Grand totals.....		1,681,283	14,714	1,695,997	1,871,630	17,877	1,889,507
Lime	G. B.						
	U. S.	63,713		63,713	73,793		73,793
	O. C.	399	1	400	3,532	35	3,567
Totals.....		64,112	1	64,113	77,325	35	77,360
Metals and min. and mfrs. of Copper all kinds including copper ore.	G. B.	5,585		5,585			
	U. S.	917,394		917,394	1,387,388		1,387,388
	O. C.						
Totals.....		922,979		922,979	1,387,388		1,387,388
Gold and silver and mfrs. of Gold bearing quartz, nuggets, dust, &c.	G. B.	80		80	538		538
	U. S.	3,258,427		3,258,427	14,135,195		14,135,195
	O. C.	14,195		14,195	12,810		12,810
Totals.....		3,272,702		3,272,702	14,148,543		14,148,543
Silver and silver ore....	G. B.	1		1	3,496		3,496
	U. S.	2,630,280		2,630,280	1,350,557	2	1,350,559
	O. C.						
Totals.....		2,630,281		2,630,281	1,354,053	2	1,354,055
<i>Recapitulation, gold and sil- ver, &c.</i>	G. B.	81		81	4,034		4,034
	U. S.	5,888,707		5,888,707	15,485,752	2	15,485,754
	O. C.	14,195		14,195	12,810		12,810
Totals.....		5,902,983		5,902,983	15,502,596	2	15,502,598

SESSIONAL PAPER No. 10

Other Articles Exported from Canada, &c.—Continued.

Value, 1901.			Value, 1902.			Value, 1903.		
Home Produce.	Foreign Produce.	Total.	Home Produce.	Foreign Produce.	Total.	Home Produce.	Foreign Produce.	Total.
\$	\$	\$	\$	\$	\$	\$	\$	
1,817,979	2,114	1,820,093	1,803,859		1,803,859	2,014,647	638	2,015,285
41,428	6,306	47,734	16,464	830	17,294	18,836	3,029	21,865
107,556		107,556	90,945		90,945	135,532		135,532
1,966,963	8,420	1,975,383	1,911,268	830	1,912,098	2,169,015	3,667	2,172,682
35,103	287	35,390	53,875	163	54,038	23,464	25	23,489
13,105	8,725	21,830	15,092	5,983	21,075	10,436	7,620	18,056
160,934	3,434	166,368	110,555	106	110,661	110,804	116	110,920
269,142	14,446	223,588	179,522	6,252	185,774	144,704	7,761	152,465
165,813	77	165,890	176,198	5,877	182,075	24,202	648	24,850
63,582	7,026	70,608	21,584	4,841	26,425	16,314	9,587	25,901
17,575	160	17,735	13,391		13,391	11,403	606	12,009
246,970	7,263	254,233	211,173	10,718	221,891	51,919	10,841	62,760
2,018,895	2,478	2,021,373	2,033,932	6,040	2,039,972	2,062,313	1,311	2,063,624
118,115	22,057	140,172	53,140	11,654	64,794	45,586	20,236	65,822
286,065	5,594	291,659	214,891	106	214,997	257,739	722	258,461
2,423,075	30,129	2,453,204	2,301,963	17,800	2,319,763	2,365,638	22,269	2,387,907
3,442		3,442						
63,273	72	63,345	85,957	84	86,041	96,912		96,912
16,724	3	16,727	25,953	40	25,993	30,880		30,880
83,439	75	83,514	111,910	124	112,034	127,792		127,792
2,659,261	1,015	2,659,261	2,649,650	63	2,649,650	2,734,589		2,734,589
2,659,261	1,015	2,660,276	2,990,362	63	2,990,425	2,907,705		2,907,705
181,125		181,125	55		55	1,923		1,923
24,231,890		24,231,890	19,660,485	16,589	19,677,074	16,430,850	53,292	16,484,142
32,141		32,141	7,475		7,475	4,755		4,755
24,445,156		24,445,156	19,668,015	16,589	19,684,604	16,437,528	53,292	16,490,820
2,379,950		2,379,950	2,055,428		2,055,428	1,802,690	1,902	1,804,592
40,800		40,800						
2,420,750		2,420,750	2,055,428		2,055,428	1,802,690	1,902	1,804,592
181,125		181,125	55		55	1,923		1,923
26,611,840		26,611,840	21,715,913	16,589	21,732,502	18,233,540	55,194	18,288,734
72,941		72,941	7,475		7,475	4,755		4,755
26,865,906		26,865,906	21,723,443	16,589	21,740,032	18,240,218	55,194	18,295,412

3-4 EDWARD VII., A. 1904

No. 18. —STATEMENT of the Values of the Principal and

ARTICLES.	Countries.	Value, 1899.			Value, 1900.		
		Home Produce.	Foreign Produce.	Total.	Home Produce.	Foreign Produce.	Total.
		£	£	£	£	£	£
Metals and minerals and manufactures of— <i>Con.</i>							
Iron and steel and mfrs. of							
Agricultural implements.	G. B.	602,875		602,875	474,532		474,532
	U. S.	9,590	3,677	13,267	9,590	1,411	11,001
	O. C.	1,251,063	78	1,251,081	1,208,033	15	1,208,048
Totals		1,863,468	3,755	1,867,223	1,692,155	1,426	1,693,581
Machines and machinery.	G. B.	101,543	1,029	102,572	111,481	534	112,015
	U. S.	57,705	122,887	180,592	110,904	234,762	345,666
	O. C.	133,749	783	134,532	210,703	305	211,008
Totals		292,997	124,699	417,696	433,088	235,601	668,689
Sewing machines.	G. B.	1,334		1,334	1,152	45	1,197
	U. S.	7,855	3,137	10,992	6,465	4,127	10,592
	O. C.	7,659	80	7,739	5,586	30	5,616
Totals		16,848	3,217	20,065	13,203	4,202	17,405
All other iron and steel.	G. B.	131,584	3,774	135,358	205,363	2,796	208,159
	U. S.	134,222	86,229	220,451	475,793	70,830	546,623
	O. C.	152,175	4,191	156,366	321,750	6,301	328,051
Totals		417,981	94,194	512,175	1,002,906	79,927	1,082,833
<i>Recapitulation, iron and steel and manufactures of.</i>	G. B.	837,336	4,803	842,139	792,528	3,375	795,903
	U. S.	209,372	215,930	425,302	602,752	311,130	913,882
	O. C.	1,544,586	5,132	1,549,718	1,746,072	6,651	1,752,723
Totals		2,591,294	225,865	2,817,159	3,141,352	321,156	3,462,508
Lead ore.	G. B.				41,289		41,289
	U. S.	895,349	420	895,769	621,280		621,280
	O. C.				26,122		26,122
Totals		895,349	420	895,769	688,691		688,691
Tin and manufactures of.	G. B.	161	41	202	299	94	393
	U. S.	2,262	13,852	16,114	1,852	66,530	68,382
	O. C.	736	10,771	11,507	1,321	1,148	2,469
Totals		3,159	24,664	27,823	3,472	67,772	71,244
Miscellaneous metals, &c.—	G. B.	66,623		66,623	70,749		70,749
Asbestos.	U. S.	361,401		361,401	322,984		322,984
	O. C.	25,152		25,152	97,176		97,176
Totals		453,176		453,176	490,909		490,909

SESSIONAL PAPER No. 10

Other Articles Exported from Canada, &c. - *Continued.*

Value, 1901.			Value, 1902.			Value, 1903.		
Home Produce.	Foreign Produce.	Total.	Home Produce.	Foreign Produce.	Total.	Home Produce.	Foreign Produce.	Total.
£	£	£	£	£	£	£	£	£
375,594	10	375,634	378,229	378,229	448,668	448,668
35,085	2,035	37,120	18,159	5,583	23,742	29,468	9,806	39,274
1,332,267	4,344	1,336,811	1,418,342	487	1,418,829	1,806,768	4,582	1,811,350
1,742,946	6,619	1,749,565	1,814,730	6,970	1,820,800	2,284,994	14,388	2,299,292
143,980	9,172	153,152	70,333	1,498	71,831	145,259	5,852	151,111
113,522	176,981	289,603	60,333	176,581	236,917	110,110	193,652	303,762
202,248	14,296	216,544	249,221	2,480	251,701	247,377	4,097	251,474
459,750	199,549	659,299	379,887	180,562	560,449	502,746	203,601	706,347
2,411	2,411	356	356	2,557	29	2,586
11,483	2,266	13,749	11,864	3,259	15,123	11,643	3,714	15,357
2,618	227	2,845	8,422	19	8,441	12,729	12,729
16,512	2,493	19,005	20,642	3,278	23,920	26,929	3,743	30,672
251,139	11,345	262,484	1,123,133	4,920	1,128,053	210,529	24,346	234,875
574,539	144,317	718,856	1,956,069	228,677	2,184,746	3,031,979	281,515	3,313,494
298,287	10,041	308,328	301,895	7,591	309,486	228,670	35,799	264,469
1,123,965	165,703	1,289,668	3,381,097	241,188	3,622,285	3,471,178	341,660	3,812,838
773,124	20,557	793,681	1,572,051	6,418	1,578,469	897,031	30,227	837,240
734,629	324,639	1,059,328	2,046,425	414,103	2,460,528	3,183,200	488,687	3,071,887
1,835,420	29,108	1,864,528	1,977,880	10,577	1,988,457	2,295,544	44,478	2,340,022
3,343,173	374,364	3,717,537	5,596,356	431,098	6,027,454	6,285,757	563,392	6,849,149
3,931	3,931	19,500	19,500	250	250
2,272,830	2,272,830	708,065	43	708,108	383,827	383,827
240,323	240,323	161,753	8	161,761
2,517,084	2,517,084	889,318	51	889,369	384,077	384,077
1,993	175	2,168	65	66	131	3,256	220	3,476
6,194	42,330	48,524	7,968	68,633	76,601	22,353	17,157	39,510
6,294	2,165	8,459	18,491	3,024	21,515	45,500	2,377	47,967
14,481	44,670	59,151	26,524	71,723	98,247	71,199	19,754	90,953
136,294	136,294	201,474	201,474	98,167	98,167
447,086	4,300	451,386	743,763	743,763	757,724	757,724
281,193	281,193	185,965	185,965	99,514	99,514
864,573	4,300	868,873	1,131,202	1,131,202	955,405	955,405

3-4 EDWARD VII., A. 1904

No. 18.—STATEMENT of the Values of the Principal and

ARTICLES.	Countries.	Value, 1899.			Value, 1900.		
		Home Produce.	Foreign Produce.	Total.	Home Produce.	Foreign Produce.	Total.
Metals and minerals and manufactures of— <i>Con.</i>		£	£	£	£	£	£
Miscellaneous metals— <i>Con.</i>							
Nickel, fine, contained in ore, matte or speiss.	G. B. U. S.	994,537		994,537	1,040,498		1,040,498
Totals		994,537		994,537	1,040,498		1,040,498
All other miscellaneous metals, &c.	G. B. U. S. O. C.	24,384 275,617 32,547	895 69,734 1,152	25,279 345,351 33,699	24,481 409,568 46,722	990 22,857 2,405	25,471 432,425 49,127
Totals		332,548	71,781	404,329	480,771	26,252	507,023
Recapitulation, miscellaneous metals, &c.	G. B. U. S. O. C.	91,007 1,631,555 57,699	895 69,734 1,152	91,902 1,701,289 58,851	95,230 1,773,050 143,898	990 22,857 2,405	96,220 1,795,907 146,303
Totals		1,780,261	71,781	1,852,042	2,012,178	26,252	2,038,430
Recapitulation, metals and minerals and mfrs. of.	G. B. U. S. O. C.	934,170 9,544,639 1,617,216	5,739 299,936 17,055	939,909 9,844,575 1,634,271	933,380 19,872,074 1,930,223	4,459 400,519 10,204	937,839 20,272,593 1,940,427
Grand totals		12,096,025	322,730	12,418,755	22,735,677	415,182	23,150,859
Musical instruments	G. B. U. S. O. C.	361,176 21,195 77,290	300 10,924 78	361,476 32,119 77,368	404,260 21,028 82,695	500 7,825 1,221	404,760 28,853 83,916
Totals		459,661	11,302	470,963	507,983	9,546	517,529
Oils—							
Mineral, coal and kerosene	G. B. U. S. O. C.	900 200 94		900 419 583		1,633 194 813	
Totals		1,194	708	1,902	1,653	1,007	2,660
Fish oil	G. B. U. S. O. C.	7,635 38,844 444		7,635 38,880 444	3,542 47,419 52		3,542 47,513 52
Totals		46,923	36	46,959	51,013	94	51,107
Vegetable, animal and other oils.	G. B. U. S. O. C.	880 221 10,909		880 1,247 12,655	277 742 5,832	1,021 313 2,289	1,298 1,055 8,121
Totals		12,010	2,772	14,782	6,851	3,623	10,474
Recapitulation, oils	G. B. U. S. O. C.	9,415 39,265 11,447		9,415 40,546 13,682	3,819 49,814 5,884	1,021 601 3,102	4,849 50,415 8,986
Grand totals		60,127	3,516	63,643	59,517	4,724	64,241

SESSIONAL PAPER No. 10

Other Articles Exported from Canada, &c.—Continued.

Value, 1901.			Value, 1902.			Value, 1903.		
Home Produce.	Foreign Produce.	Total.	Home Produce.	Foreign Produce.	Total.	Home Produce.	Foreign Produce.	Total.
£	£	£	£	£	£	£	£	£
958,365		958,365	89,091		89,091			
			745,422		745,422	878,159		878,159
958,365		958,365	834,513		834,513	878,159		878,159
105,255	6,983	112,238	110,506	3,695	114,201	345,862	8,575	354,437
533,743	39,863	573,606	579,943	47,590	627,533	756,712	27,813	784,525
124,401	648	125,049	343,453	491	343,944	275,413	672	276,085
763,399	47,494	810,893	1,033,902	51,776	1,085,678	1,377,987	37,060	1,415,047
241,549	6,983	248,532	401,071	3,695	404,766	441,029	8,575	452,604
1,939,194	44,163	1,983,357	2,069,128	47,590	2,116,718	2,392,595	27,813	2,420,408
405,594	618	406,212	529,418	491	529,909	374,927	672	375,599
2,586,337	51,794	2,638,131	2,999,617	51,776	3,051,393	3,211,551	37,060	3,248,611
1,201,722	28,730	1,230,452	2,333,454	10,179	2,343,633	1,429,587	39,022	1,468,609
34,223,948	411,192	34,635,140	29,197,149	546,958	29,744,107	26,950,104	588,851	27,538,955
2,560,572	31,921	2,592,493	2,695,017	14,163	2,709,180	2,720,816	47,527	2,768,343
37,986,242	471,843	38,458,085	34,225,620	571,300	34,796,920	31,100,507	675,400	31,775,907
411,792	2,000	413,792	347,142	75	347,217	284,303	140	284,443
29,893	7,475	37,368	32,879	12,761	45,640	40,161	14,709	54,870
103,930	430	104,360	85,797	199	85,996	94,106	602	94,708
545,615	9,905	555,520	465,818	13,035	478,853	418,570	15,451	434,021
	500	500	6		6			
1,143	69	1,212	105	230	335	11	46	57
860	515	1,375	220	991	1,211	39	2,381	2,411
2,003	1,084	3,087	331	1,221	1,552	41	2,427	2,468
10,702		10,702	28,797		28,797	18,700		18,700
38,514	4	38,518	49,819	810	50,629	28,905	460	29,365
440	18	458	1,972		1,972	5,949		5,949
49,656	22	49,678	80,588	810	81,398	53,554	460	54,014
6,796	259	7,055	5,197	597	5,794	6,931	192	7,123
5,046	1,595	6,641	1,949	4,471	6,420	1,477	2,109	3,586
5,816	1,973	7,789	69,616	5,615	75,231	44,926	3,809	48,735
17,658	3,827	21,485	76,762	10,683	87,445	53,334	6,110	59,444
17,498	759	18,257	34,000	597	34,597	25,631	192	25,823
44,703	1,668	46,371	51,873	5,511	57,384	30,393	2,615	33,008
7,116	2,506	9,622	71,808	6,606	78,414	50,905	6,190	57,095
69,317	4,933	74,250	157,681	12,714	170,395	106,929	8,997	115,926

3-4 EDWARD VII., A. 1904

No. 18.—STATEMENT of the Values of the Principal and

ARTICLES.	Countries.	Value, 1899.			Value, 1900.		
		Home Produce.	Foreign Produce.	Total.	Home Produce.	Foreign Produce.	Total.
		£	£	£	£	£	£
Oil cake and meal, &c.	G. B.	139,046		139,046	221,825		221,825
	U. S.	4,815		4,815			
	O. C.				2,337		2,337
Totals		143,861		143,861	224,162		224,162
Paints and colours	G. B.	159		159	4,091		4,091
	U. S.	4,484		4,484	3,506		3,506
	O. C.				2		2
Totals		4,643		4,643	7,599		7,599
Paper and manufactures of	G. B.	916		916	1,359		1,359
	U. S.	19,020	3,452	22,472	23,561	1,530	25,091
	O. C.	4,198		4,198	4,821		4,821
Totals		24,134	3,452	27,586	29,741	1,530	31,271
Plants and trees, &c.	G. B.	672	2	674	1,640		1,640
	U. S.	5,273	90	5,363	5,636	23	5,659
	O. C.	663		663	202		202
Totals		6,608	92	6,700	7,478	23	7,501
Provision— Bacon and hams	G. B.	10,407,592	62	10,407,654	12,749,175		12,749,175
	U. S.	5,709	220	5,929	1,429	436	1,865
	O. C.	3,177	1,011	4,188	7,421	64	7,485
Totals		10,416,478	1,293	10,417,771	12,758,025	500	12,758,525
Butter	G. B.	3,526,007	318,044	3,844,051	4,947,000	292,814	5,239,814
	U. S.	3,984	6,488	10,472	5,044	14,593	19,637
	O. C.	170,882		170,882	170,112		170,112
Totals		3,709,873	324,532	4,025,405	5,122,156	307,407	5,429,563
Canned meats, including dried or smoked meats.	G. B.	92,668	4,364	97,032	235,284	1,508	236,792
	U. S.	507	2,849	3,356	4,464	1,620	6,084
	O. C.	4,312	18	4,330	69,400	14	69,414
Totals		97,487	7,231	104,718	309,148	3,142	312,290
Cheese	G. B.	16,718,418	602,372	17,320,790	19,812,670	625,266	20,437,936
	U. S.	17,739	22,299	40,038	1,836	2,272	7,108
	O. C.	40,608		40,608	38,818	119	38,937
Totals		16,776,765	624,671	17,401,436	19,856,324	627,657	20,483,981
Eggs	G. B.	1,254,392		1,254,392	1,447,030		1,447,030
	U. S.	6,666		6,666	2,621	40	2,661
	O. C.	6,005		6,005	8,251		8,251
Totals		1,267,063		1,267,063	1,457,902	40	1,457,942

SESSIONAL PAPER No. 10

Other Articles Exported from Canada, &c.—Continued.

Value, 1901.			Value, 1902.			Value, 1903.		
Home Produce.	Foreign Produce.	Total.	Home Produce.	Foreign Produce.	Total.	Home Produce.	Foreign Produce.	Total.
£	£	£	£	£	£	£	£	£
166,685		166,685	187,895		187,895	264,327		264,327
4,261	188	4,449				4,700		4,700
12,213		12,213	17,898		17,898	20,918		20,918
183,159	188	183,347	205,793		205,793	289,945		289,945
610		610	567		567	2,843		2,843
6,766		6,766	5,139		5,139	7,611		7,611
356		356						
7,732		7,732	5,706		5,706	10,454		10,454
6,303		6,303	6		6	332,328		332,328
8,987	213	9,200	2,497	280	2,777	45,485	1,915	47,400
26,015		26,015	22,277	1,709	23,986	513,687	192	513,879
41,305	213	41,518	24,780	1,989	26,769	891,500	2,107	893,607
154		154	729		729	84		84
6,203	89	6,292	5,088	122	5,210	6,290	190	6,480
167		167	536		536	556	50	606
6,524	89	6,613	6,353	122	6,475	6,930	240	7,170
11,732,785	228	11,733,013	12,356,648		12,356,648	15,873,739		15,873,739
38,851	4,581	43,432	44,853	1,169	46,022	1,223	5,781	7,004
6,810	9	6,819	2,292	28	2,320	31,372	79	31,451
11,778,446	4,818	11,783,264	12,403,793	1,197	12,404,990	15,906,334	5,860	15,912,194
3,142,353	55,486	3,197,839	5,459,300	6,195	5,465,495	6,554,014		6,554,014
5,839	2,288	8,127	41,149	405	41,554	10,225	3,954	14,179
147,471	1,760	149,231	160,092	9	160,101	390,379	334	390,713
3,295,663	59,534	3,355,197	5,660,541	6,609	5,667,150	6,954,618	4,288	6,958,906
357,047		357,047	855,895		855,895	595,072		595,072
3,657	3,086	6,743	1,071	600	1,671	6,208	444	6,652
59,255		59,255	24,612	13	24,625	18,019	168	18,187
419,959	3,086	423,045	881,578	613	882,191	619,299	612	619,911
20,609,361	423,770	21,033,131	19,620,239	183,638	19,803,877	24,620,004	63,400	24,683,404
37,601	2,530	40,131	12,038	143	12,181	7,779	63	7,842
49,989		49,989	54,014		54,014	85,160		85,160
20,695,951	426,300	21,123,251	19,686,291	183,781	19,870,072	24,712,943	63,463	24,776,406
1,677,727		1,677,727	1,691,024		1,691,024	1,420,760		1,420,760
6,529	656	7,185	35,764	2,899	38,663	6,436	5,124	11,560
7,384		7,384	6,454		6,454	8,934		8,934
1,691,640	656	1,692,296	1,733,242	2,899	1,736,141	1,436,130	5,124	1,441,254

3-4 EDWARD VII., A. 1904

No. 18.—STATEMENT of the Values of the Principal and

ARTICLES.	Countries.	Value, 1899.			Value, 1900.		
		Home Produce.	Foreign Produce.	Total.	Home Produce.	Foreign Produce.	Total.
		£	£	£	£	£	£
Provisions— <i>Con.</i>							
All other.....	G. B.	217,523	3,608	221,131	484,050	79	484,129
	U. S.	22,702	4,886	27,588	20,550	8,203	28,753
	O. C.	102,095	19,746	121,841	55,063	21,267	76,330
Totals.....		342,320	28,240	370,560	559,663	29,549	589,212
<i>Recapitulation, provisions...</i>	G. B.	32,216,600	928,450	33,145,050	39,675,209	919,667	40,594,876
	U. S.	57,307	36,742	94,049	38,941	27,164	66,108
	O. C.	327,079	20,775	347,854	349,065	21,464	370,529
Grand totals.....		32,600,986	985,967	33,586,953	40,063,218	968,295	41,031,513
Rags of cotton, linen, jute, &c.	G. B.	2,892		2,892	3,593		3,593
	U. S.	28,167	69	28,236	45,694		45,694
	O. C.						
Totals.....		31,059	69	31,128	49,287		49,287
Salt.....	G. B.						
	U. S.	1,518	2,439	3,957	3,398	7,321	10,629
	O. C.		9,979	9,979	150	15,937	16,087
Totals.....		1,518	12,418	13,936	3,458	23,258	26,716
Seeds—							
Clover and grass.....	G. B.	409,686	21,376	431,062	188,829		188,829
	U. S.	50,529	252	50,781	57,199	43,360	100,559
	O. C.	261,915	4,249	266,155	71,240		71,240
Totals.....		722,130	25,868	747,998	317,268	43,360	360,628
Flax.....	G. B.	8,809	720,621	729,430		961,489	961,489
	U. S.		9,307	9,307	342		342
	O. C.		88,106	88,106		77,858	77,858
Totals.....		8,809	818,634	826,843	342	1,039,347	1,039,689
All other.....	G. B.	4,879		4,879	894		894
	U. S.	3,162	640	3,802	4,025	1,233	5,258
	O. C.	2,037		2,037	123	368	491
Totals.....		10,078	640	10,718	5,042	1,601	6,643
<i>Recapitulation, seeds...</i>	G. B.	423,374	741,997	1,165,371	189,723	961,489	1,151,212
	U. S.	53,691	10,199	63,890	61,566	44,593	106,159
	O. C.	263,952	92,346	356,298	71,363	78,226	149,589
Grand totals.....		741,017	844,542	1,585,559	322,652	1,084,308	1,406,960

SESSIONAL PAPER No. 10

Other Articles Exported from Canada, &c.—*Continued.*

Value, 1901.			Value, 1902.			Value, 1903.		
Home Produce.	Foreign Produce.	Total.	Home Produce.	Foreign Produce.	Total.	Home Produce.	Foreign Produce.	Total.
\$	\$	\$	\$	\$	\$	\$	\$	\$
1,348,798		1,348,798	742,032	985	743,017	574,183	58	574,241
23,876	3,628	27,504	20,495	21,732	42,227	51,127	5,558	56,685
119,825	13,269	133,094	96,359	21,341	117,700	208,491	21,354	229,845
1,492,499	16,897	1,509,396	858,886	44,058	902,944	833,801	26,970	860,771
38,868,071	479,484	39,347,555	40,725,138	190,818	40,915,956	49,637,772	63,458	49,701,230
116,353	16,769	133,122	155,370	26,948	182,318	82,998	20,924	103,922
390,734	15,038	405,772	343,823	21,391	365,214	742,355	21,935	764,290
39,375,158	511,291	39,886,449	41,224,331	239,157	41,463,488	50,463,125	106,317	50,569,442
5,965		5,965	21,343		21,343	26,424	366	26,790
41,173	188	41,361	64,025	38	64,663	59,577	45	59,622
108	163	271				50		50
47,246	351	47,597	85,968	38	86,006	86,051	411	86,462
5	2,764	2,769						
9,028	6,200	15,228	4,962	17,021	21,983	2,316	25,275	27,591
2,205	10,160	12,365	3	15,779	15,782	408	18,055	18,463
11,238	19,124	30,362	4,965	32,800	37,765	2,724	43,330	46,054
371,980	2,869	374,849	623,657	9,394	632,451	397,150	19,032	416,182
119,243	2,387	121,630	350,547	47	350,594	124,303	82	124,385
99,340	15	99,355	316,267	4,736	321,003	393,470	23,270	416,740
590,563	5,271	595,834	1,289,871	14,177	1,304,048	914,923	42,384	957,307
1,000	133,860	134,860		172,721	172,721		392,767	392,767
493		493	963		963			
	122,024	122,024		840,283	840,283		188,900	188,900
1,493	255,884	257,377	963	1,013,004	1,013,967		581,667	581,667
2,943		2,943	956		956	46		46
8,437	220	8,657	17,479	1,270	18,749	4,137	594	4,731
1,648		1,648	53	20	73	66	14	80
13,028	220	13,248	18,488	1,290	19,778	4,249	608	4,857
375,923	136,729	512,652	624,013	182,115	806,128	397,196	411,799	808,995
128,173	2,607	130,780	368,989	1,317	370,306	128,440	676	129,116
100,988	122,039	223,027	316,320	845,039	1,161,359	393,536	212,184	605,720
605,084	261,375	866,459	1,309,322	1,028,471	2,337,793	919,172	624,659	1,543,831

3-4 EDWARD VII., A. 1904

No. 18.—STATEMENT of the Values of the Principal and

ARTICLES.	Countries.	Value, 1899.			Value, 1900.		
		Home Produce.	Foreign Produce.	Total.	Home Produce.	Foreign Produce.	Total.
		£	£	£	£	£	£
Ships	G. B.	7,500		7,500			
	U. S.	3,715		3,715	23,020	7,150	30,170
	O. C.	80,966	35,000	115,966	175,448		175,448
Totals		92,181	35,000	127,181	198,468	7,150	205,618
Soap	G. B.	133	215	348			
	U. S.	61	19	80	2,221	282	2,503
	O. C.	18,625	61	18,686	13,738	82	13,820
Totals		18,819	295	19,114	15,959	364	16,323
Spirits and wines:— Whiskey	G. B.	29,732	133	29,865	48,955	845	49,800
	U. S.	251,868	3,352	258,220	256,885	4,335	261,270
	O. C.	55,328	373	55,701	90,831	572	91,403
Totals		339,928	3,858	343,786	396,671	5,802	402,473
All other	G. B.	109	933	1,042	28		28
	U. S.	828	6,001	6,829	1,814	10,843	12,657
	O. C.	438	7,742	8,180	1,371	2,902	4,273
Totals		1,375	14,676	16,051	3,213	13,745	16,958
<i>Recapitulation, spirits and wines</i>	G. B.	29,841	1,066	30,907	48,983	845	49,828
	U. S.	255,696	3,353	265,049	258,699	15,228	273,927
	O. C.	55,766	8,115	63,881	92,202	3,474	95,676
Grand totals		341,303	18,534	359,837	399,884	19,547	419,431
Stone and manufactures of— Gypsum, crude	G. B.						
	U. S.	166,216		166,216	236,065		236,065
	O. C.	6		6			
Totals		166,222		166,222	236,065		236,065
All other	G. B.	1,057		1,057	100		100
	U. S.	193,870	144	194,014	253,993	107	254,100
	O. C.	1,066		1,066	3,707	15	3,722
Totals		195,993	144	196,137	257,800	122	257,922
<i>Recapitulation, stone and manufactures of</i>	G. B.	1,057		1,057	100		100
	U. S.	360,086	144	360,230	490,058	107	490,165
	O. C.	1,072		1,072	3,707	15	3,722
Grand totals		362,215	144	362,359	493,865	122	493,987

SESSIONAL PAPER No. 10

Other Articles Exported from Canada, &c.—*Continued.*

Value, 1901.			Value, 1902.			Value, 1903.		
Home Produce.	Foreign Produce.	Total.	Home Produce.	Foreign Produce.	Total.	Home Produce.	Foreign Produce.	Total.
₳	₳	₳	₳	₳	₳	₳	₳	₳
9,000		9,000	8,000		8,000			
7,768	700	8,468	23,700	750	24,450	1,781	22,200	23,981
49,000		49,000	44,883	100,000	144,883	48,526	95,006	143,526
65,768	700	66,468	76,583	100,750	177,333	50,307	117,200	167,597
5,949	348	6,297	2,324	254	2,578	1,132		1,132
3,058	97	3,155	2,113	109	2,222	90	162	252
18,962	214	19,176	14,523	164	14,687	12,478	104	12,582
27,969	659	28,628	18,960	527	19,487	13,700	266	13,966
32,739	5,987	38,726	40,924	359	41,283	38,804	43	38,847
255,976	33,916	289,892	221,814	88,242	310,056	352,023	30,646	382,669
103,725	8,345	112,070	104,388	6,490	110,878	102,631	1,456	104,087
392,440	48,248	440,688	367,126	95,091	462,217	493,458	32,145	525,603
7,650	1,942	9,592	4,845	12,984	17,829	1,144	5,507	6,651
3,898	40,564	44,462	2,782	43,018	45,800	2,599	56,508	59,107
2,738	11,249	13,987	21,126	13,509	34,635	39,820	2,488	42,308
14,286	53,755	68,041	28,753	69,511	98,264	43,563	64,503	108,066
40,389	7,929	48,318	45,769	13,343	59,112	39,948	5,550	45,498
259,874	74,480	334,354	224,595	131,260	355,856	354,622	87,154	441,776
106,463	19,594	126,057	125,514	19,999	145,513	142,451	3,944	146,395
406,726	102,003	508,729	395,879	164,602	560,481	537,021	96,648	633,669
185,151	209	185,360	272,105		272,105	306,745		306,745
57		57	1,230		1,230	653		653
185,208	209	185,417	273,335		273,335	307,398		307,398
6,295		6,295	2,562		2,562	4,387		4,387
307,612	326	307,938	320,011	1,579	321,590	286,190	2,424	288,614
3,361	35	3,396	4,406	59	4,465	4,008		4,008
317,268	361	317,629	326,979	1,638	328,617	294,585	2,424	297,009
6,295		6,295	2,562		2,562	4,387		4,387
492,763	535	493,298	592,116	1,579	593,695	592,935	2,424	595,359
3,418	35	3,453	5,636	59	5,695	4,661		4,661
502,476	570	503,046	600,314	1,638	601,952	601,983	2,424	604,407

3-4 EDWARD VII., A. 1904

No. 18.—STATEMENT of the Values of the Principal and

ARTICLES.	Countries.	Value, 1899.			Value, 1900.		
		Home Produce.	Foreign Produce.	Total.	Home Produce.	Foreign Produce.	Total.
		£	£	£	£	£	£
Sugar, molasses, &c.	G. B.	3,944	5	3,949	834	92	926
	U. S.	74,717	3,147	77,864	94,830	1,829	96,659
	O. C.	44,136	18,608	62,744	4,444	18,142	22,586
Totals		122,797	21,760	144,557	100,108	20,063	120,171
Tar and pitch (pine)	G. B.						
	U. S.	19,419	16	19,435	12,814	15	12,829
	O. C.	3,891	923	4,814	4,159	1,658	5,817
Totals		23,310	939	24,249	16,973	1,673	18,646
Tea	G. B.		7,366	7,366		7,543	7,543
	U. S.		164,516	164,516		236,774	236,774
	O. C.		23,243	23,243		22,549	22,549
Totals			195,125	195,125		266,866	266,866
Tobacco and mfrs. of	G. B.	12,047	101	12,148	11,296	558	11,854
	U. S.	19,358	96,678	116,036	34,351	54,706	89,057
	O. C.	41,710	7,273	48,983	55,263	2,286	57,549
Totals		73,115	104,052	177,167	100,910	57,550	158,460
Vegetables— Potatoes	G. B.	375		375	392		392
	U. S.	47,629		47,629	17,415	78	17,493
	O. C.	267,473	50	267,523	312,424		312,424
Totals		315,477	50	315,527	330,231	78	330,309
All other	G. B.	17,163		17,163	27,570		27,570
	U. S.	120,296	741	121,037	132,015	1,256	133,271
	O. C.	13,405	992	14,397	14,177	1,189	15,366
Totals		150,864	1,733	152,597	173,762	2,445	176,207
Recapitulation, vegetables	G. B.	17,538		17,538	27,962		27,962
	U. S.	167,925	741	168,666	149,430	1,334	150,764
	O. C.	280,878	1,042	281,920	326,601	1,189	327,790
Grand totals		466,341	1,783	468,124	503,993	2,523	506,516
Wood and mfrs. of— Bark for tanning	G. B.						
	U. S.	48,890		48,890	61,899		61,899
Totals		48,890		48,890	61,899		61,899
Firewood	U. S.	123,540		123,540	117,663		117,663
	O. C.	171		171	88		88
Totals		123,711		123,711	117,751		117,751

SESSIONAL PAPER No. 10

Other Articles Exported from Canada, &c.—Continued.

Value, 1901.			Value, 1902.			Value, 1903.		
Home Produce.	Foreign Produce.	Total.	Home Produce.	Foreign Produce.	Total.	Home Produce.	Foreign Produce.	Total.
£	£	£	£	£	£	£	£	£
31,055	65	31,120	4,759	32	4,791	12,128	43	12,171
102,725	5,932	108,657	105,693	1,043	106,736	198,992	8,003	206,995
1,575	13,245	14,820	557	17,123	17,680	1,883	9,439	11,322
135,355	19,242	154,597	111,009	18,198	129,207	213,003	17,485	230,488
25		25	200		200	215		215
12,429	334	12,763	14,891	326	15,217	25,015	289	25,304
10,093	690	10,783	938	655	1,593	12,400	407	12,807
22,547	1,024	23,571	16,029	981	17,010	37,630	696	38,326
	5,341	5,341		1,483	1,483		8,387	8,387
	236,969	236,969		258,134	258,134		342,451	342,451
	15,827	15,827		20,734	20,734		39,462	39,462
	258,137	258,137		280,351	280,351		390,300	390,300
14,019	1,435	15,454	9,068	4,032	13,100	12,134	111	12,245
70,800	275,511	346,311	6,609	126,543	133,152	17,712	236,062	253,774
46,963	5,015	51,978	46,112	6,242	52,354	39,650	21,113	60,763
131,782	281,961	413,743	61,789	136,817	198,606	69,496	257,286	326,782
1,379		1,379						
68,151	2,023	70,174	327,046	1,579	328,625	56,969	2,347	59,316
294,857		294,857	361,235		361,235	329,779		329,779
364,387	2,023	366,410	688,281	1,579	689,860	386,748	2,347	389,095
52,317	12	52,329	24,854		24,854	7,375		7,375
123,250	3,816	127,066	258,592	7,318	265,910	122,269	3,510	125,779
13,269	291	18,560	24,183	244	24,427	42,269	171	42,440
193,836	4,119	197,955	307,629	7,562	315,191	171,913	3,681	175,594
53,696	12	53,708	24,854		24,854	7,375		7,375
191,401	5,839	197,240	585,638	8,897	594,535	179,238	5,837	185,095
313,126	291	313,417	385,418	244	385,662	372,048	171	372,219
558,223	6,142	564,365	995,910	9,141	1,005,051	558,661	6,028	564,689
306		306	5,276		5,276			
61,718		61,718	35,985		35,985	74,816		74,816
62,024		62,024	100,361		100,361	74,816		74,816
90,680		90,680	91,407		91,407	115,634		115,634
225		225	100		100	135		135
90,905		90,905	91,507		91,507	115,769		115,769

3-4 EDWARD VII., A. 1904

No. 18.—STATEMENT of the Values of the Principal and

ARTICLES.	Countries.	Value, 1899.			Value, 1900.		
		Home Produce.	Foreign Produce.	Total.	Home Produce.	Foreign Produce.	Total.
		£	£	£	£	£	£
Wood and mfrs. of <i>Con.</i> Logs, all kinds.....	G. B.	4,761		4,761	16,845		16,845
	U. S.	1,564,525	291	1,564,816	743,452	226	743,678
	O. C.	125		125	115		115
Totals.....		1,569,411	291	1,569,702	760,410	226	760,636
Lumber— Deals, pine.....	G. B.	3,943,781	63,990	4,007,771	3,223,585	10,082	3,233,667
	U. S.				31,730		31,730
	O. C.	185,857		185,857	21,201		21,201
Totals.....		4,129,638	63,990	4,193,628	3,276,516	10,082	3,286,598
Deals, spruce and other	G. B.	6,751,921		6,751,921	7,522,397		7,522,397
	U. S.	462,453		462,453	351,562		351,562
	O. C.	634,063		634,063	414,001		414,001
Totals.....		7,848,437		7,848,437	8,287,960		8,287,960
Deal ends.....	G. B.	753,728		753,728	543,055		543,055
	U. S.	363		363	4,214		4,214
	O. C.	16,367		16,367	17,600		17,600
Totals.....		770,458		770,458	564,869		564,869
Planks and boards.....	G. B.	1,283,396	9,409	1,292,805	1,165,605	6,340	1,171,945
	U. S.	4,352,393	118	4,352,511	7,331,243	523	7,331,766
	O. C.	1,240,434	12	1,240,446	1,114,430	385	1,114,815
Totals.....		6,876,223	9,539	6,885,762	9,611,278	7,248	9,618,526
Laths, palings and pickets	G. B.	19,549		19,549	25,606		25,606
	U. S.	491,237		491,237	490,531		490,531
	O. C.	11,537		11,537	15,969		15,969
Totals.....		432,323		432,323	532,106		532,106
Joists and scantling.....	G. B.	109,802		109,802	108,254		108,254
	U. S.	78,414		78,414	70,403		70,403
	O. C.	46,752		46,752	57,007		57,007
Totals.....		234,968		234,968	235,664		235,664
Staves and headings.....	G. B.	68,913		68,913	65,641		65,641
	U. S.	448,608		448,608	475,730		475,730
	O. C.	9,610		9,610	8,445		8,445
Totals.....		527,131		527,131	549,816		549,816
Lumber, all other.....	G. B.	115,910	700	116,610	150,113	11,334	161,447
	U. S.	223,016	2,079	225,095	388,862	1,056	389,918
	O. C.	32,886		32,886	9,874		9,874
Totals.....		371,812	2,779	374,591	548,849	12,390	561,239

SESSIONAL PAPER No. 10

Other Articles Exported from Canada, &c.—*Continued.*

Value, 1901.			Value, 1902.			Value, 1903.		
Home Produce.	Foreign Produce.	Total.	Home Produce.	Foreign Produce.	Total.	Home Produce.	Foreign Produce.	Total.
£	£	£	£	£	£	£	£	£
443,951		443,951	16,297		16,297	29,795		29,795
589,904	60	589,964	549,119		549,119	401,313	130	401,743
21,696		21,696	424		424	3,020		3,020
1,055,551	60	1,055,611	565,840		565,840	434,128	430	434,558
2,698,508	15,812	2,714,320	3,015,694	2,059	3,017,753	3,536,822	1,450	3,538,272
81,578	3,073	84,651	118,209	772	118,981	34,638		34,638
57,742	1,109	58,851	30,649		30,649	81,007		81,007
2,837,828	19,994	2,857,822	3,164,552	2,831	3,167,383	3,652,467	1,450	3,653,917
7,142,602		7,142,602	6,399,763		6,399,763	7,643,753		7,643,753
479,263		479,263	460,057		460,057	257,647		257,647
552,439		552,439	591,328		591,328	414,054		414,054
8,174,304		8,174,304	7,451,148		7,451,148	8,315,454		8,315,454
588,422		588,422	444,863		444,863	529,434		529,434
51,789		51,789	10,064		10,064	5,872		5,872
41,173		41,173	17,088		17,088	16,463		16,463
681,384		681,384	472,015		472,015	551,769		551,769
1,532,860	19,372	1,552,232	1,623,292	590	1,623,888	1,552,756	831	1,553,587
6,582,695	592	6,583,287	9,365,302	1,262	9,366,564	10,571,940	1,676	10,573,616
1,264,950		1,264,950	1,580,397		1,580,397	1,881,692	551	1,881,643
9,380,505	19,964	9,400,469	12,568,991	1,858	12,570,849	14,005,788	3,058	14,008,846
46,618		46,618	19,682		19,682	28,188		28,188
536,852	1,973	538,825	806,882		806,882	998,279	2,217	1,900,496
20,250		20,250	14,150		14,150	12,445		12,445
603,720	1,973	605,693	840,714		840,714	1,038,912	2,217	1,041,129
262,791	1,907	264,698	195,013		195,013	290,131		290,131
85,869	196	86,065	156,486		156,486	121,393		121,393
38,490		38,490	16,466		16,466	39,670		39,670
387,150	2,103	389,253	367,965		367,965	451,194		451,194
71,112	779	71,891	68,124		68,124	43,250		43,250
362,139	331	362,470	224,092		224,092	235,012	50	235,062
5,722		5,722	8,831		8,831	6,100		6,100
438,973	1,110	440,083	301,047		301,047	284,362	50	284,412
255,020	17,932	272,952	196,292	210	196,502	241,139		241,139
140,624	2,522	193,146	159,378	1,281	160,659	268,003	7,084	275,087
28,066	284	28,350	17,979		17,979	37,739	307	38,046
473,710	20,738	494,448	373,649	1,491	375,140	546,881	7,391	554,272

3-4 EDWARD VII., A. 1904

No. 18.—STATEMENT of the Values of the Principal and

ARTICLES.	Countries.	Value, 1899.			Value, 1900		
		Home Produce.	Foreign Produce.	Total.	Home Produce.	Foreign Produce.	Total.
		£	£	£	£	£	£
Wood and mfrs. of— <i>Con.</i>							
Shingles.....	G. B.	654		654			
	U. S.	939,243	208	939,451	1,109,296		1,109,296
	O. C.	36,256		36,256	22,210		22,210
Totals.....		976,153	208	976,361	1,131,506		1,131,506
Sleepers and railroad ties.	G. B.	4,776		4,776	1,899		1,899
	U. S.	79,529		79,529	220,097		220,097
	O. C.						
Totals.....		84,305		84,305	221,996		221,996
Stave bolts.....	U. S.	12,372		12,372	20,673		20,673
Shooks, box and other.....	G. B.	164,976		164,976	121,713		121,713
	U. S.	36,077		36,077	59,899		59,899
	O. C.	24,197		24,197	69,745		69,745
Totals.....		225,160		225,160	251,357		251,357
Timber, square—							
Oak.....	G. B.	554,472		554,472	279,219	125,310	404,529
	U. S.						
	O. C.	2,420	700	3,120	1,079		1,079
Totals.....		556,892	700	557,592	280,298	125,310	405,608
Pine, white.....	G. B.	1,338,009		1,338,009	1,182,048	69,495	1,251,543
	U. S.	3,169		3,169	2,041		2,041
	O. C.	15,476		15,476	873		873
Totals.....		1,356,654		1,356,654	1,184,962	69,495	1,254,457
All other timber, square	G. B.	557,451	5,365	562,816	508,701	53,494	562,195
	U. S.	2,712		2,712	34,371		34,371
	O. C.	1,966		1,966	5,414		5,414
Totals.....		562,129	5,365	567,494	548,486	53,494	601,980
Wood for wood pulp.....	G. B.	28,099		28,099	38,370		38,370
	U. S.	809,795		809,795	864,077		864,077
	O. C.	4,192		4,192	325		325
Totals.....		842,086		842,086	902,772		902,772
Wood, all other, N.E.S., unmanufactured.....	G. B.	35,188		35,188	56,175		56,175
	U. S.	270,050	9,589	279,639	340,697	11,445	352,142
	O. C.	56,811	235	57,046	39,463	731	40,194
Totals.....		362,049	9,824	371,873	436,335	12,176	448,511

SESSIONAL PAPER No. 10

Other Articles Exported from Canada, &c.—Continued.

Value, 1901.			Value, 1902.			Value, 1903.		
Home Produce.	Foreign Produce.	Total.	Home Produce.	Foreign Produce.	Total.	Home Produce.	Foreign Produce.	Total.
£	£	£	£	£	£	£	£	£
88,782		88,782						
1,037,335	700	1,038,035	1,505,850		1,505,850	1,596,181		1,596,181
19,333		19,333	19,536		19,536	13,962		13,962
1,145,450	700	1,146,150	1,525,386		1,525,386	1,610,143		1,610,143
8,848		8,848	13,408		13,408	2,634		2,634
142,658	731	143,389	168,345		168,345	297,750	64	297,814
703		703	445		445	500		500
152,209	731	152,940	182,198		182,198	210,884	64	210,948
7,217		7,217	11,671		11,671	5,337		5,337
211,420		211,420	221,402		221,402	270,731		270,731
95,738		95,738	62,656		62,656	73,604		73,604
69,240		69,240	86,347		86,347	95,837		95,837
376,398		376,398	370,405		370,405	440,172		440,172
210,667	103,878	314,545	354,759	900	355,659	412,641	21,053	433,694
841		841	1,193	61	1,254	447		147
1,900		1,900						
213,408	103,878	317,286	355,952	961	356,913	413,088	21,053	434,141
880,669	25,093	905,762	906,747		906,747	1,294,716		1,294,716
6,040		6,040	10,298		10,298	9,041		9,041
4,650		4,650	6,750		6,750	6,800		6,800
891,359	25,093	916,452	923,795		923,795	1,310,557		1,310,557
772,001	63,003	835,004	464,870	3,037	467,907	806,816	232	807,048
51,090		51,090	14,919	28	14,947	7,054	284	7,338
2,087	55	2,142	8,043		8,043	14,149		14,149
825,178	63,058	888,236	487,832	3,065	490,897	828,019	516	828,535
32,198		32,198	120,445		120,445			
1,364,821		1,364,821	1,194,593		1,194,593	1,558,560		1,558,560
1,397,019		1,397,019	1,315,038		1,315,038	1,558,560		1,558,560
376,084	1,949	378,033	47,613		47,613	24,977		24,977
296,578	4,830	301,408	420,843	928	421,771	355,332	8,745	364,077
22,548	3	22,551	47,109	350	47,459	40,080	120	40,200
695,210	6,782	701,992	515,565	1,278	516,843	420,389	8,865	429,254

3-4 EDWARD VII., A. 1904

No. 18.—STATEMENT of the Values of the Principal and

ARTICLES.	Countries.	Value, 1899.			Value, 1900.		
		Home Produce.	Foreign Produce.	Total.	Home Produce.	Foreign Produce.	Total.
		£	£	£	£	£	£
Wood and mfrs. of <i>Com.</i> Household furniture.	G. B.	271,786	97	271,883	238,657	73	238,730
	U. S.	19,796	4,792	24,588	46,370	2,380	48,750
	O. C.	59,847	122	60,019	95,002	141	95,143
	Totals	351,479	5,011	356,490	380,029	2,594	382,623
Doors, sashes and blinds.	G. B.	360,592		360,592	287,602		287,602
	U. S.	449		449	256	5	261
	O. C.	17,165		17,165	11,496		11,496
	Totals	378,206		378,206	299,354	5	299,359
Matches and match splints.	G. B.	253,867		253,867	78,969		78,969
	U. S.	2,591		2,591	20,814		20,814
	O. C.	1,523		1,523	4,178		4,178
	Totals	257,981		257,981	103,961		103,961
Wood pulp.	G. B.	671,704		671,704	562,178		562,178
	U. S.	578,229	100	578,329	1,193,753		1,193,753
	O. C.	24,343		24,343	60,085		60,085
	Totals	1,274,276	100	1,274,376	1,816,016		1,816,016
All other manufactures of wood, N. E. S.	G. B.	466,281	3,740	470,021	363,095	4,889	367,984
	U. S.	53,568	46,251	99,819	107,545	16,986	154,531
	O. C.	37,917	2,322	40,239	57,242	621	57,863
	Totals	557,766	52,313	610,079	527,882	52,496	580,378
<i>Recapitulation, wood and manufactures of.</i>	G. B.	17,759,616	83,301	17,842,917	16,539,725	281,017	16,820,742
	U. S.	10,511,019	63,428	10,574,447	14,087,088	62,621	14,149,709
	O. C.	2,459,875	3,391	2,463,266	2,025,842	1,878	2,027,720
	Totals	30,730,510	150,120	30,880,630	32,652,655	345,516	32,998,171
Wool and manufactures of— Wool, raw.	G. B.	9,350		9,350	48,129		48,129
	U. S.	3,437	181	3,618	368,721	2,657	371,378
	O. C.	1,633		1,633	1,269		1,269
	Totals	14,420	181	14,601	418,119	2,657	420,776
Woolens.	G. B.	1,710	5,503	10,213	18,189	9,490	27,679
	U. S.	7,426	1,783	9,209	5,962	1,233	7,195
	O. C.	15,469	2,364	17,833	23,610	3,306	26,916
	Totals	27,605	9,650	37,255	47,761	14,029	61,790
<i>Recapitulation, wool and manufactures of.</i>	G. B.	14,060	5,503	19,563	66,318	9,490	75,808
	U. S.	10,863	1,964	12,827	374,683	3,890	378,573
	O. C.	17,102	2,364	19,466	24,879	3,306	28,185
	Grand totals	42,025	9,831	51,856	465,880	16,686	482,566

SESSIONAL PAPER No. 10

Other Articles Exported from Canada, &c. — *Continued.*

Value, 1901.			Value, 1902.			Value, 1903.		
Home Produce.	Foreign Produce.	Total.	Home Produce.	Foreign Produce.	Total.	Home Produce.	Foreign Produce.	Total.
₳	₳	₳	₳	₳	₳	₳	₳	₳
163,538	117	163,655	181,773	3,023	184,796	227,424	1,260	228,684
18,968	1,175	20,143	17,888	2,692	20,580	14,754	16,572	31,326
57,765	263	58,028	79,599	301	79,900	116,884	1,199	118,083
240,271	1,555	241,826	279,260	6,016	285,276	359,062	19,031	378,093
164,903		164,903	231,770		231,770	249,351		249,351
20,887	6	20,893	10,152	38	10,190	22,296	17	22,313
8,572		8,572	61,727		61,727	60,312		60,312
194,162	6	194,168	303,649	38	303,687	331,959	17	331,976
81,387		81,387	45,887		45,887	110,117		110,117
5,012		5,012	142		142	567	37	604
2,531	200	2,731	5,338	37	5,375	1,327		1,327
88,930	200	89,130	51,667	37	51,704	112,011	37	112,048
934,722		934,722	818,580		818,580	1,129,173		1,129,173
937,330		937,330	1,170,400	8	1,170,408	1,795,768		1,795,768
65,155	1,039	66,194	57,418		57,418	226,002		226,002
1,937,297	1,039	1,938,246	2,046,398	8	2,046,406	3,150,943		3,150,943
334,371	5,023	339,394	380,399	4,568	384,967	370,029	5,822	375,851
79,091	32,065	111,156	56,814	34,014	90,828	92,640	50,870	143,510
88,656	3,095	91,751	71,656	2,564	74,220	57,308	4,504	61,812
502,118	40,183	542,301	508,869	41,146	550,015	519,977	61,196	581,173
17,301,960	254,865	17,556,825	15,771,919	14,393	15,786,312	18,793,877	30,648	18,824,525
13,176,717	48,254	13,224,971	16,682,145	11,084	16,723,229	18,823,878	88,046	18,911,924
2,373,513	6,048	2,379,561	2,721,380	3,252	2,724,632	3,124,886	6,681	3,131,567
32,852,190	309,167	33,161,357	35,175,474	58,729	35,234,203	40,742,641	123,375	40,866,016
19,040	300	19,340	12,575		12,575	39,229		39,229
166,555	10,741	177,296	288,406	196	288,602	343,107	56	343,163
945		945	1,068		1,068	543		543
186,540	11,041	197,581	302,049	196	302,245	382,879	56	382,935
8,287	4,112	12,399	23,263	20,104	43,367	16,206	5,148	21,354
34,089	14,500	48,589	16,651	1,019	17,670	17,940	1,435	19,375
14,673	895	15,568	20,016	436	20,452	21,746	1,747	23,493
57,049	19,507	76,556	59,930	21,559	81,489	55,892	8,330	64,222
27,327	4,412	31,739	35,838	20,104	55,942	55,435	5,148	60,583
200,644	25,241	225,885	305,057	1,215	306,272	361,047	1,491	362,538
15,618	895	16,513	21,084	436	21,520	22,289	1,747	21,036
243,589	30,548	274,137	361,979	21,735	383,714	438,771	8,386	447,157

3-4 EDWARD VII., A. 1904

No. 18. —STATEMENT of the Values of the Principal and

ARTICLES.	Countries.	Value, 1899.			Value, 1900.		
		Home Produce.	Foreign Produce.	Total.	Home Produce.	Foreign Produce.	Total.
		£	£	£	£	£	£
All other articles.	G. B.	340,417	179,678	520,095	637,672	106,596	744,268
	U. S.	1,372,587	315,967	1,688,554	1,861,383	471,713	2,333,096
	O. C.	149,064	14,681	163,745	286,329	18,164	304,493
Totals		1,862,068	510,326	2,372,394	2,785,384	596,473	3,381,857
Value of total exports of merchandise.	G. B.	85,113,681	13,973,300	99,086,981	96,562,875	11,173,093	107,735,968
	U. S.	34,766,955	1,795,885	36,562,840	52,534,977	1,966,417	54,501,394
	O. C.	12,920,626	1,750,963	14,671,529	14,412,938	1,125,744	15,538,682
Totals		132,801,262	17,520,088	150,321,350	163,510,790	14,265,254	177,776,044
Estimated amount short returned at inland ports and exported to the	U. S.	4,559,530		4,559,530	5,461,511		5,461,511
Coin and bullion.	G. B.	874	4,000	4,874		400	400
	U. S.	1,100,371	2,919,780	4,011,151	1,679,068	6,986,659	8,656,118
	O. C.					650	650
Totals		1,101,245	2,914,780	4,016,025	1,679,068	6,987,100	8,657,168
RECAPITULATION.—							
Value of total exports, including coin and bullion.	G. B.	85,114,555	13,977,300	99,091,855	96,562,875	11,173,493	107,736,368
	U. S.	40,426,856	4,706,665	45,133,521	59,666,556	8,952,467	68,619,023
	O. C.	12,920,626	1,750,963	14,671,529	14,412,938	1,126,394	15,539,332
Grand totals		138,462,037	20,434,868	158,896,905	170,642,369	21,252,354	191,894,723

* After 1900 no estimate is made of the amount short reported in exports to United States.

SESSIONAL PAPER No. 10

Other Articles Exported from Canada, &c.—*Concluded.*

Value, 1901.			Value, 1902.			Value, 1903.		
Home Produce.	Foreign Produce.	Total.	Home Produce.	Foreign Produce.	Total.	Home Produce.	Foreign Produce.	Total.
₳	₳	₳	₳	₳	₳	₳	₳	₳
804,368	131,467	935,835	1,029,997	49,663	1,079,660	710,657	131,327	841,984
1,825,706	383,573	2,209,279	2,195,802	514,752	2,710,554	2,107,913	630,009	2,737,922
372,827	36,506	409,333	542,268	23,579	565,847	856,010	32,096	888,136
3,002,901	551,546	3,554,447	3,768,067	587,994	4,356,061	3,674,610	793,432	4,468,042
92,857,525	12,471,431	105,328,956	109,347,345	7,970,876	117,318,221	125,199,980	6,002,118	131,202,098
67,983,673	2,423,168	70,406,841	66,567,784	2,994,448	69,562,232	67,766,367	3,443,602	71,209,969
16,590,188	2,183,158	18,773,346	20,104,634	2,985,777	23,090,411	21,435,327	1,382,367	22,817,694
177,431,386	17,077,757	194,509,143	196,019,763	13,951,101	209,970,864	214,401,674	10,828,087	225,229,761
.....
.....	2,000	2,000	223	223
.....	1,975,389	1,975,389	1,635,452	1,635,452	573,955	573,955
.....	3,100	3,100	31,970	31,970	45,785	45,785
.....	1,978,489	1,978,489	1,669,422	1,669,422	619,963	619,963
92,857,525	12,471,431	105,328,956	109,347,345	7,972,876	117,320,221	125,199,980	6,002,341	131,202,321
67,983,673	4,398,557	72,382,230	66,567,784	4,629,900	71,197,684	67,766,367	4,017,557	71,783,924
16,590,188	2,186,258	18,776,446	20,104,634	3,017,747	23,122,381	21,435,327	1,428,152	22,863,479
177,431,386	19,056,246	196,487,632	196,019,763	15,020,523	211,640,286	214,401,674	11,448,050	225,849,724

3-4 EDWARD VII., A. 1904

No. 19 (A).—STATEMENT of the Quantities and Values of the Principal Articles of Mer
Other Countries and Totals, during the Fiscal Years ended

ASBESTUS.

Years.	Quantities.				Values.			
	Great Britain.	United States.	Other Countries.	Totals.	Great Britain.	United States.	Other Countries.	Totals.
	Tons.	Tons.	Tons.	Tons.	£	£	£	£
1868								
1869								
1870								
1871								
1872								
1873								
1874								
1875								
1876								
1877								
1878								
1879								
1880								
	Not separately stated prior to 1888.							
1881								
1882								
1883								
1884								
1885								
1886								
1887								
1888	326	2,987	115	3,428	17,829	203,231	7,295	228,355
1889	253	4,177	219	4,649	20,540	290,979	12,367	323,886
1890	686	5,781	96	6,563	36,459	403,800	3,900	444,159
1891	1,140	5,339	343	7,022	95,110	374,687	44,112	513,909
1892	956	5,946	414	7,316	106,989	375,956	31,467	514,412
1893	373	5,385	140	5,898	20,050	368,373	8,295	396,718
1894	514	4,892	823	6,229	31,020	279,926	28,810	339,756
1895	2,202	5,993	398	8,593	118,852	343,277	30,946	493,075
1896	1,769	5,879	1,940	9,588	96,863	240,416	145,400	482,679
1897	3,388	6,424	1,157	10,969	236,598	206,552	67,766	510,916
1898	1,939	14,570	1,915	18,424	94,539	364,734	51,095	510,368
1899	1,418	12,488	611	14,520	66,623	361,401	25,152	453,176
1900	1,732	13,477	2,955	18,164	70,749	322,984	97,176	490,909
1901	3,324	18,117	5,274	26,715	136,294	447,086	281,193	864,573
1902	4,088	25,053	3,931	33,072	201,474	743,763	185,965	1,131,202
1903	2,813	21,867	2,981	30,661	98,167	757,724	99,514	955,405

SESSIONAL PAPER No. 10

chandise (Home Produce) Exported from Canada to Great Britain, the United States, June 30, 1868 to 1903—The Produce of the Mine.

COAL.								Years.
Quantities.				Values.				
Great Britain.	United States.	Other Countries.	Totals.	Great Britain.	United States.	Other Countries.	Totals.	
Tons.	Tons.	Tons.	Tons.	£	£	£	£	
.....	265,335	1,618	525,992	113,098	640,708	1868
.....	440,308	325	659,234	103,703	763,262	1869
.....	286,707	280	454,716	133,803	588,799	1870
.....	318,287	450	548,252	113,749	662,451	1871
.....	322,283	1,875	593,760	137,448	733,083	1872
.....	404,757	1,551	663,530	286,805	951,886	1873
.....	418,357	1,980	1,054,467	287,292	1,343,739	1874
331	316,423	101,603	418,357	1,980	1,054,467	287,292	1,343,739	1874
1,219	185,119	101,838	288,176	3,192	663,267	271,464	937,923	1875
509	199,210	78,113	277,832	1,511	775,289	200,388	977,188	1876
.....	178,772	70,764	249,536	689,663	166,305	855,968	1877
.....	267,409	72,718	340,127	1,034,036	176,653	1,210,689	1878
.....	235,299	80,494	315,793	767,794	169,474	937,268	1879
1,670	267,147	75,877	344,694	5,009	845,465	163,425	1,013,899	1880
.....
4,603	334,573	80,879	420,055	10,062	953,301	159,728	1,123,091	1881
6,120	308,335	106,856	421,311	18,825	824,915	234,964	1,078,704	1882
4,030	302,803	123,248	430,081	13,265	790,614	283,532	1,087,411	1883
14,950	340,670	96,011	451,631	43,026	940,890	217,256	1,201,172	1884
23,784	355,696	100,226	479,706	65,971	1,178,799	223,396	1,468,166	1885
29,237	362,553	101,718	493,508	76,304	1,127,677	212,179	1,416,160	1886
29,775	404,042	93,187	527,004	74,245	1,252,867	195,160	1,522,272	1887
33,368	427,700	102,273	563,341	77,584	1,411,749	241,133	1,730,466	1888
31,527	509,391	104,597	645,515	74,459	1,937,752	219,943	2,232,154	1889
28,974	574,856	111,534	715,364	78,417	2,126,000	243,519	2,447,936	1890
25,940	692,705	115,039	833,684	64,589	2,572,914	278,962	2,916,465	1891
22,920	772,441	149,764	945,125	53,101	2,790,693	351,673	3,195,467	1892
26,239	764,865	117,128	908,232	64,494	2,759,669	290,395	3,114,558	1893
29,917	829,267	136,814	995,998	77,845	2,897,642	346,078	3,321,565	1894
23,585	954,704	132,278	1,110,567	60,580	3,232,825	284,790	3,578,195	1895
22,772	891,010	111,278	1,025,060	66,845	2,904,704	277,520	3,249,069	1896
17,438	962,223	122,406	1,102,067	52,254	2,954,663	323,100	3,330,017	1897
20,098	929,926	132,099	1,082,123	62,081	2,870,821	340,513	3,273,415	1898
20,653	959,123	161,064	1,140,840	62,695	3,038,249	461,850	3,562,794	1899
23,097	1,430,437	187,497	1,641,031	64,078	4,026,605	508,919	4,599,602	1900
135,233	1,604,203	149,102	1,888,538	473,539	4,418,503	415,018	5,307,060	1901
23,056	1,589,469	205,009	1,817,534	46,911	4,318,681	501,496	4,867,088	1902
25,335	1,719,027	235,589	1,979,951	92,119	4,640,064	720,251	5,432,434	1903

3-4 EDWARD VII. A. 1904

No. 19 (A).—EXPORTS of Canada.

COPPER, FINE (INCLUDING COPPER ORE).

Years.	Quantities.				Values.			
	Great Britain.	United States.	Other Countries.	Totals.	Great Britain.	United States.	Other Countries.	Totals.
	Lbs.	Lbs.	Lbs.	Lbs.	£	£	£	£
1868				11,150,000	382,270	11,950		394,220
1869				19,810,000	495,518	21,112		516,630
1870				10,872,000	243,644	27,577		271,221
1871				6,246,000	109,355	10,766		120,121
1872				8,922,000	99,280	4,455	255	103,990
1873				5,176,000	154,556	11,969		166,525
1874	5,922,000	374,000		6,296,000	133,707	1,370		135,077
1875	4,650,000	240,000		4,890,000	141,736	1,275		143,011
1876	4,450,000	10,000		4,460,000	351,246	789		352,035
1877	1,854,000	772,000		2,626,000	183,055	81,387		264,442
1878	718,000	590,000		1,308,000	62,501	57,128		119,629
1879	6,000	190,000		196,000	200	19,562		19,762
1880	11,244,100	522,000		11,766,000	80,921	69,878		150,799
1881	641,000	38,960,000		39,604,000	12,945	138,367		150,412
1882	546,000	88,942,000		89,488,000	13,598	125,647		139,245
1883	472,000	8,332,000		8,804,000	10,890	139,589		150,479
1884	198,000	3,156,000		3,354,000	3,860	210,184		214,044
1885	50,000	2,461,000		2,514,000	940	245,290		246,230
1886		10,448,000		10,448,000		291,397		291,397
1887	16,000	10,518,000		10,534,000	535	181,010		181,545
1888	2,030,000	2,006,000		4,036,000	13,550	132,935		146,485
1889	1,000	2,686,020		2,687,020	30	202,754		202,784
1890	3,290,483	1,797,848		5,088,331	135,010	109,327		244,337
1891	6,076,000	4,918,498		10,994,498	266,950	238,246		505,196
1892	564,000	3,913,203		4,477,203	28,150	188,453		216,603
1893	396,000	6,909,142	12,000	7,317,142	20,180	375,039	600	395,819
1894	800	955,815	236,959	1,193,574	70	53,605	34,677	88,352
1895	1,015,720	2,427,738		3,443,458	103,637	119,020		222,657
1896		3,575,482		3,575,482		194,771		194,771
1897	208,674	9,921,643		10,130,317	22,954	527,508		550,462
1898	300,000	13,626,968		13,926,968	27,299	837,479		864,778
1899	66,875	8,403,753		8,470,628	5,585	917,394		922,979
1900		13,827,495		13,827,495		1,387,388		1,387,388
1901		26,345,776		26,345,776		2,659,261		2,659,261
1902	2,766,671	27,623,945		30,390,616	340,712	2,649,650		2,990,362
1903	1,797,096	27,834,792		29,631,888	173,116	2,734,589		2,907,705

SESSIONAL PAPER No. 10

The Produce of the Mine--*Continued*

GYPSUM OR PLASTER, CRUDE.

Quantities.				Values.				Years
Great Britain.	United States.	Other Countries.	Totals.	Great Britain.	United States.	Other Countries.	Totals.	
Tons.	Tons.	Tons.	Tons.	£	£	£	£	
								1868
								1869
								1870
								1871
								1872
								1873
								1874
	92,385		92,385		93,467		93,467	1875
					99,095		99,095	1876
	101,376		101,376		96,175		96,175	1877
	100,134		100,134		90,695		90,695	1878
	104,974		104,974		90,704		90,704	1879
	119,868		119,868		98,503		98,503	1880
	130,961		130,961		119,399		119,399	1881
	130,062		130,062		127,139		127,139	1882
	154,809		154,809		151,844		151,844	1883
	155,851		155,851		160,607		160,607	1884
	116,415		116,415		120,046		120,046	1885
	106,737	500	107,237		112,271	2,465	114,736	1886
	148,325	208	148,533		165,497	1,017	166,514	1887
	124,079	436	124,515		131,054	2,184	133,238	1888
	176,734	141	176,875		188,789	702	189,491	1889
	174,503	608	175,111		191,623	2,276	193,899	1890
	172,231	265	172,496		183,679	1,298	184,977	1891
	178,276	242	178,518		193,170	1,134	194,304	1892
	176,489		176,489		178,979		178,979	1893
	162,374	38	162,412		159,662	420	160,082	1894
	160,898		160,898		156,897		156,897	1895
105	200,752		200,857	125	205,516		205,641	1896
	180,447	93	180,540		182,892	484	183,376	1897
	180,350		180,350		193,515		193,515	1898
	163,718	1	163,719		166,216	6	166,222	1899
	233,395		233,395		236,065		236,065	1900
	171,964	46	172,010		185,151	57	185,208	1901
	267,250	1,230	268,480		272,105	1,230	273,335	1902
	299,044	589	299,633		306,745	653	307,398	1903

Not separately stated prior to 1875.

3-4 EDWARD VII., A. 1904

No. 19 (A).—EXPORTS of Canada

LEAD, METALLIC (INCLUDING LEAD ORE).

Years.	Quantities.				Values.			
	Great Britain.	United States.	Other Countries.	Totals.	Great Britain.	United States.	Other Countries.	Totals.
	Lbs.	Lbs.	Lbs.	Lbs.	£	£	£	£
1868	112,000			112,000	2,893			2,893
1869		26,000		26,000		617		617
1870								
1871		8,000		8,000		208		208
1872		12,000		12,000		340		340
1873								
1874		120,000		120,000		2,070		2,070
1875		8,000		8,000		60		60
1876	354,000	4,000		358,000	7,500	16		7,516
1877	14,000			14,000	50			50
1878	18,000			18,000	720			720
1879								
1880	4,000			4,000	230			230
1881								
1882								
1883		4,000		4,000		32		32
1884					5			5
1885	8,000			8,000	36			36
1886								
1887								
1888		20,000		20,000		724		724
1889							18	18
1890		8,000		8,000		2,000		2,000
1891								
1892	2,000	60,000		62,000	200	5,000		5,200
1893		150,000		150,000		2,329		2,329
1894		3,312,619		3,312,619		65,337		65,337
1895		18,058,806		18,058,806		333,763		333,763
1896		20,301,428		20,301,428		408,625		408,625
1897	70,144	30,053,360		30,123,504	1,854	522,327		524,181
1898		43,877,381	79,640	43,957,021		1,006,278	1,869	1,008,147
1899		34,047,494		34,047,494		895,349		895,349
1900	1,110,540	18,421,729	633,062	20,165,301	41,289	621,280	26,122	688,691
1901	130,510	57,952,613	7,519,215	65,602,338	3,931	2,272,830	240,323	2,517,084
1902	589,720	24,722,499	5,301,685	30,613,904	19,500	708,065	161,753	889,318
1903	10,000	16,267,956		16,277,956	250	383,827		384,077

SESSIONAL PAPER No. 10

The Produce of the Mine—*Continued.*

MICA.								Years
Quantities.				Values.				
Great Britain.	United States.	Other Countries.	Totals.	Great Britain.	United States.	Other Countries.	Totals.	
Lbs.	Lbs.	Lbs.	Lbs.	£	£	£	£	
								1868
								1869
								1870
								1871
								1872
								1873
								1874
								1875
								1876
								1877
								1878
								1879
								1880
Not separately stated prior to 1888.								
								1881
								1882
								1883
								1884
								1885
								1886
								1887
415	285,086		285,501	250	8,517		8,767	1888
33,575	473,326	3,250	510,151	425	35,183	25	35,633	1889
				42	26,865	25	26,932	1890
				550	21,762		22,312	1891
					67,961	505	68,466	1892
				10,024	86,871	5	96,900	1893
400	341,926	66	342,392	58	26,484	11	26,553	1894
7,705	734,267	29,125	771,097	3,921	43,023	525	47,469	1895
10,500	544,159	3,760	558,419	1,445	54,085	97	55,627	1896
3,242	472,353	3,421	479,016	443	61,435	120	61,998	1897
1,913	503,343	4,080	509,336	779	68,329	405	69,513	1898
3,585	1,182,127	473	1,186,185	797	147,032	410	148,239	1899
14,429	1,064,924		1,079,353	1,765	134,587		136,352	1900
211,833	761,991	5,434	979,258	26,959	121,310	1,319	149,588	1901
115,388	868,645	13,132	997,165	53,001	186,400	2,909	242,310	1902
658,081	729,489	6,150	1,393,720	143,736	183,193	950	327,879	1903

3-4 EDWARD VII., A. 1904

No. 19 (A).—EXPORTS of Canada

NICKEL, FINE, CONTAINED IN ORE, MATTE OR SPEISS.

Years	Quantities.				Values.			
	Great Britain.	United States.	Other Countries.	Totals.	Great Britain.	United States.	Other Countries.	Totals.
	Lbs.	Lbs.	Lbs.	Lbs.	£	£	£	£
1865								
1866								
1867								
1868								
1869								
1870								
1871								
1872								
1873								
1874								
1875								
1876								
1877								
1878								
1879								
1880								
1881								
1882								Not separately stated prior to 1891.
1883								
1884								
1885								
1886								
1887								
1888								
1889								
1890								
1891	847,660	4,504,383		5,352,043	30,180	210,319		240,499
1892	2,700,124	12,532,904		15,233,028	151,122	466,517		617,639
1893	516,000	8,174,000	234,000	8,924,000	27,600	388,257	11,700	427,557
1894	1,025,994	7,385,372		8,411,276	113,457	695,342		808,799
1895	490,061	7,552,525		8,042,586	69,877	529,691		599,568
1896		6,996,540		6,996,540		486,651		486,651
1897	4,000	7,523,472		7,527,472	850	497,665		498,515
1898		14,760,996		14,760,996		970,531		970,531
1899		14,428,063		14,428,063		994,537		994,537
1900		13,493,239		13,493,239		1,040,498		1,040,498
1901		9,537,558		9,537,558		958,365		958,365
1902	438,638	3,444,626		3,883,264	89,091	745,422		834,513
1903		9,032,554		9,032,554		878,159		878,159

SESSIONAL PAPER No. 10

The Produce of the Mine *Continued.*

PHOSPHATE.								
Quantities.				Values.				Years.
Great Britain.	United States.	Other Countries.	Totals.	Great Britain.	United States.	Other Countries.	Totals.	
Tons.	Tons.	Tons.	Tons.	£	£	£	£	
Not separately stated prior to 1878.								
								1868
								1869
								1870
								1871
								1872
								1873
								1874
								1875
								1876
								1877
2,930	39	732	3,701	53,471	887	10,254	64,612	1878
9,385	2,018	524	11,927	177,949	28,818	9,528	216,295	1879
6,792	1,182		7,974	108,390	11,492		119,882	1880
3,199	2,402		15,601	210,364	29,129		239,493	1881
13,197	2,080	1,904	17,181	258,391	28,976	40,300	327,667	1882
12,263	220	1,995	14,478	255,816	2,400	44,500	302,716	1883
21,328	32	111	21,471	451,092	250	1,980	453,322	1884
16,878	745	1,361	18,984	327,508	8,980	25,800	362,288	1885
23,718	532	1,724	25,974	407,314	6,817	17,820	431,951	1886
20,465	733	1,605	22,803	369,313	6,223	29,913	396,449	1887
18,638	1,100	2,111	21,849	345,602	13,011	38,880	397,493	1888
19,695	2,911	552	23,158	322,269	32,464	9,850	364,583	1889
25,792	3,192	731	29,715	355,845	34,182	11,800	401,827	1890
22,062	1,825	370	24,257	393,250	22,350	6,600	422,200	1891
14,273	1,324	1,646	17,243	336,745	11,857	31,860	380,462	1892
8,309	2,663	918	11,890	97,737	18,188	16,550	132,475	1893
3,366	1,580	1	4,947	32,095	8,295	10	40,400	1894
3,469	720		4,189	29,600	4,210		33,810	1895
528			528	5,280			5,280	1896
21		2	23	210	5	60	275	1897
165	91		256	400	690		1,090	1898
719	20	122	861	8,100	90	1,100	9,290	1899
	73	76	149		1,635	650	2,285	1900
		6	6			120	120	1901
	70		70		1,880		1,880	1902
		1	1			20	20	1903

3-4 EDWARD VII., A. 1904

No. 19 (A).—EXPORTS of Canada—

Years.	GOLD-BEARING QUARTZ, DUST, NUGGETS, &C.				SILVER, METALLIC (INCLUDING SILVER ORE).			
	Values.				Values.			
	Great Britain.	United States.	Other Countries.	Totals.	Great Britain.	United States.	Other Countries.	Totals.
	£	£	£	£	£	£	£	£
1868	15,734	80		15,814				
1869	159,810	14,996		174,806				
1870	116,145	15,000		131,145				
1871	84,152	78,885		163,037				
1872	64,578	1,169,862		1,234,440				
1873	25,821	1,008,151	1,282	1,035,254	35,000	1,344,380		1,379,380
1874	5,033	1,068,889		1,073,922	510	407,325		407,835
1875		1,605,790		1,605,790	200	443,243		443,443
1876		1,472,471		1,472,471		584,378		584,378
1877	336	1,188,739		1,189,075		122,695		122,695
1878	48	1,031,461		1,031,509	3,896	99,785		103,681
1879	392	943,703		944,095		637,000		637,000
1880		1,086,994		1,086,994		149,146		149,146
1881	767	766,551		767,318	3,000	31,494		34,494
1882		930,151		930,151	5	15,105		15,110
1883		911,383		911,383	200	14,000		14,200
1884		952,131		952,131	20	12,900		12,920
1885		999,007		999,007		7,539		7,539
1886	450	1,210,414		1,210,864	3	25,134		25,137
1887		1,017,401		1,017,401	8,450	16,487		24,937
1888		810,352		810,352	5	299,415		299,420
1889		623,479		623,479	1,100	167,165		168,265
1890	500	656,522		657,022	17,600	184,015		201,615
1891		553,976	150	554,126		238,367		238,367
1892		316,152	25	316,177		193,441		193,441
1893	100	247,768		247,868		65,406		65,406
1894		318,258		318,258		423,707		423,707
1895	20	606,254	6,455	612,729		651,737		651,737
1896	1,515	1,084,479	13,059	1,099,053		1,595,548		1,595,548
1897	3,560	2,784,498	16,043	2,804,101	26,806	2,586,867		2,613,173
1898	4,601	3,566,624	16,728	3,587,953		3,519,036	750	3,519,786
1899	80	3,258,427	14,195	3,272,702	1	2,630,280		2,630,281
1900	538	14,135,195	12,810	14,148,543	3,496	1,350,557		1,354,053
1901	181,125	24,231,890	32,141	24,445,156		2,379,950	40,800	2,420,750
1902	55	19,660,485	7,475	19,668,015		2,055,428		2,055,428
1903	1,923	16,430,850	4,755	16,437,528		1,802,690		1,802,690

Not separately stated prior to 1871.

SESSIONAL PAPER No. 10

The Produce of the Mine—*Concluded.*

ALL OTHER ARTICLES, N.E.S.				TOTALS.				Years.
Values.				Values.				
Great Britain.	United States.	Other Countries.	Totals.	Great Britain.	United States.	Other Countries.	Totals.	
£	£	£	£	£	£	£	£	
18,578	195,958	7,958	222,494	421,093	733,980	121,056	1,276,129	1868
79,920	400,577	5,673	486,170	735,573	1,096,536	109,376	1,941,485	1869
482,270	685,150	33,956	1,201,376	842,339	1,182,443	167,759	2,192,541	1870
511,883	778,459	9,704	1,300,046	705,840	2,011,831	123,453	2,841,124	1871
499,746	1,111,765	7,588	1,619,099	665,479	3,068,824	145,291	4,779,594	1872
797,017	1,508,975	14,823	2,320,815	1,013,945	4,537,065	302,910	5,853,860	1873
230,639	566,780	773	798,192	371,869	3,100,901	288,065	3,760,835	1874
11,886	407,028	790	419,704	157,014	3,214,130	272,254	3,643,398	1875
2,632	235,874	638	239,144	362,889	3,167,912	201,026	3,731,827	1876
877,760	234,866	3,009	1,115,635	1,061,201	2,413,525	169,314	3,644,040	1877
21,738	158,987	14,087	194,812	142,374	2,472,979	200,994	2,816,347	1878
86,764	148,753	2,259	237,776	295,305	2,636,334	181,261	3,082,900	1879
22,317	234,146	1,435	257,898	216,867	2,495,624	164,860	2,877,351	1880
17,414	308,288	7,920	333,622	253,652	2,346,529	167,648	2,767,829	1881
20,637	366,088	8,832	395,557	311,456	2,418,021	284,096	3,013,573	1882
29,623	322,189	1,009	352,821	309,794	2,332,051	329,041	2,970,886	1883
21,669	228,539	2,683	252,891	519,672	2,505,501	221,919	3,247,092	1884
90,953	338,857	6,415	436,225	485,408	2,898,518	255,611	3,639,537	1885
105,761	341,986	13,155	460,902	589,832	3,115,696	245,619	3,951,147	1886
34,179	445,946	16,716	496,841	477,722	3,085,431	242,806	3,805,959	1887
23,440	330,320	1,877	355,637	478,260	3,341,308	291,369	4,110,937	1888
3,532	274,786	559	278,877	422,355	3,753,351	243,464	4,419,170	1889
6,942	228,923	165	236,030	630,815	3,963,257	261,685	4,855,757	1890
1,165	184,500	427	186,092	851,794	4,600,800	331,549	5,784,143	1891
6,787	197,283	230	204,300	683,094	4,806,483	416,894	5,906,471	1892
4,375	265,401	1,505	271,281	244,560	4,756,280	329,050	5,329,890	1893
3,068	201,928	3,204	208,200	257,613	5,130,186	413,210	5,801,009	1894
1,920	250,700	707	253,327	388,407	6,271,397	323,423	6,983,227	1895
3,439	263,019	10,248	276,706	175,512	7,437,814	446,324	8,059,650	1896
9,240	209,669	2,992	221,901	354,769	10,533,581	410,565	11,298,915	1897
22,605	440,794	761	464,160	212,304	13,838,831	412,121	14,463,256	1898
10,270	274,357	27,954	312,581	154,151	12,683,332	530,667	13,368,150	1899
11,831	441,812	42,237	495,880	193,746	23,698,606	687,914	24,580,266	1900
56,032	681,584	122,902	860,518	877,880	38,355,930	1,133,873	40,367,683	1901
52,098	1,803,977	138,048	1,994,123	802,842	33,145,856	998,876	34,947,574	1902
87,819	1,428,764	94,983	1,611,566	597,130	29,546,605	921,126	31,064,861	1903

3-4 EDWARD VII., A. 1904

No. 19 (B).—EXPORTS OF Canada—

FISH—CODFISH (INCLUDING HADDOCK, LING AND POLLOCK), DRY SALTED.

Years	Quantities.				Values.			
	Great Britain.	United States.	Other Countries.	Totals.	Great Britain.	United States.	Other Countries.	Totals.
	Cwt.	Cwt.	Cwt.	Cwt.	£	£	£	£
1868				603,510	54,879	151,792	1,748,399	* 1,955,070
1869				1,661,457	80,246	181,663	1,531,730	* 1,793,639
1870				* 509,667	45,639	150,106	1,859,947	* 2,055,692
1871				* 509,399	110,260	117,487	2,142,822	* 2,370,569
1872				* 694,181	88,242	75,359	2,431,456	* 2,595,057
1873				677,077	99,438	166,901	2,398,056	2,664,395
1874	32,681	69,213	680,236	781,530	781,530	173,992	2,454,757	2,657,287
1875	19,735	43,784	595,216	658,735	75,441	165,197	2,456,899	2,697,537
1876	10,492	42,323	576,532	629,347	60,572	151,770	2,764,347	2,976,689
1877	16,634	51,571	666,766	734,971	77,038	199,450	2,974,069	3,250,557
1878	17,692	85,801	671,262	774,665	72,071	277,062	2,840,293	3,189,336
1879	32,110	67,916	706,863	806,889	134,192	193,113	2,868,026	3,195,331
1880	36,992	86,117	815,987	939,096	153,761	239,086	3,168,294	3,561,141
1881	17,183	201,962	724,159	943,301	60,939	476,257	2,627,469	3,164,665
1882	21,956	173,274	677,193	872,423	83,305	565,979	2,738,527	3,387,811
1883	17,654	175,439	532,241	725,334	88,688	757,620	2,806,775	3,653,083
1884	19,391	173,104	658,087	850,582	95,667	712,298	2,931,635	3,739,600
1885	18,658	195,666	633,379	847,703	70,393	641,611	2,341,317	3,053,321
1886	21,068	153,271	586,883	761,222	82,645	406,392	1,895,463	2,384,500
1887	9,949	157,788	651,979	819,716	57,028	399,388	2,068,115	2,524,531
1888	9,697	152,113	621,000	782,210	37,479	516,277	2,547,632	3,101,388
1889	15,040	120,331	572,995	708,366	66,867	467,457	2,541,159	3,075,483
1890	9,714	139,946	572,880	722,540	46,239	524,251	2,443,785	3,014,275
1891	7,445	128,013	596,320	731,778	32,484	536,109	2,550,937	3,119,530
1892	9,912	111,962	567,608	689,482	48,162	487,919	2,610,718	3,146,799
1893	15,020	141,337	555,480	711,837	67,935	545,556	2,396,325	3,009,816
1894	12,382	136,035	561,750	710,167	60,509	538,168	2,547,999	3,146,676
1895	8,466	104,665	682,813	795,944	37,043	393,110	2,897,258	3,327,411
1896	14,186	83,504	666,135	763,825	66,168	321,218	2,688,806	3,076,192
1897	24,490	101,911	587,049	713,450	97,667	379,914	2,221,024	2,698,605
1898	14,396	104,773	593,397	712,566	54,651	558,278	2,167,383	2,580,312
1899	19,253	142,447	524,312	686,012	74,582	539,471	2,088,501	2,702,554
1900	19,467	157,175	560,535	737,177	81,114	638,276	2,275,293	2,994,683
1901	22,359	183,913	526,672	732,941	61,023	669,807	2,030,651	2,761,481
1902	30,500	182,184	546,484	759,168	122,119	724,484	2,315,071	3,161,674
1903	28,273	158,765	623,137	810,175	115,555	600,352	2,620,993	3,336,900

* Includes all fish, dry salted.

SESSIONAL PAPER No. 10

The Produce of the Fisheries.

FISH—HERRING, PICKLED.								
Quantities.				Values.				Years.
Great Britain.	United States.	Other Countries.	Totals.	Great Britain.	United States.	Other Countries.	Totals.	
Brls.	Brls.	Brls.	Brls.	\$	\$	\$	\$	
Included with 'Mackerel, Pickled,' prior to 1873.								1868
			114,320	250	114,132	201,469	315,851	1869
			111,320	63	160,096	203,292	363,451	1870
			132,973	178	234,574	244,206	478,958	1871
			119,846	144	198,893	270,744	469,781	1872
			142,519	3,638	173,478	343,009	520,125	1873
			107,850	645	100,950	304,787	406,382	1874
			113,515	544	119,569	270,347	390,460	1875
			97,119	168	110,484	225,767	336,419	1876
								1877
								1878
								1879
								1880
								1881
								1882
								1883
								1884
								1885
								1886
								1887
								1888
								1889
								1890
								1891
								1892
								1893
								1894
								1895
								1896
								1897
								1898
								1899
								1900
								1901
								1902
								1903

3-4 EDWARD VII., A. 1904

No. 19 (B).—EXPORTS OF Canada—

FISH—HERRING, SMOKED.

Years.	Quantities.				Values.			
	Great Britain.	United States.	Other Countries.	Totals.	Great Britain.	United States.	Other Countries.	Totals.
	Lbs.	Lbs.	Lbs.	Lbs.	\$	\$	\$	\$
1868					7,060	18,462	5,062	* 30,584
1869					8,812	16,183	7,623	* 32,618
1870					4,101	20,867	5,287	* 30,255
1871					6,076	17,528	15,017	* 38,621
1872					7,014	14,069	24,332	* 45,415
1873				987,792	10,485	5,722	9,608	25,815
1874	178,582	232,959	295,722	707,263	6,981	6,945	12,940	26,866
1875	145,421	1,129,987	79,288	1,354,696	10,949	33,176	3,425	47,550
1876	709,632	1,773,321	690,498	3,173,451	14,276	41,473	16,588	72,337
1877	303,990	1,674,571	574,222	2,552,783	20,347	26,303	19,663	66,313
1878	239,951	3,802,961	358,647	4,401,559	12,150	44,895	10,363	67,408
1879	189,740	3,314,663	216,965	3,721,368	3,865	39,124	5,979	48,968
1880	439,675	5,370,004	376,034	6,185,713	11,743	72,846	11,201	95,790
1881	222,815	7,893,580	348,131	8,464,526	5,860	112,715	8,645	127,220
1882	218,948	10,226,597	285,092	10,730,637	8,384	144,553	6,884	159,821
1883	11,000	8,121,943	319,586	8,452,529	1,014	161,130	7,241	169,385
1884	75,894	7,373,917	410,137	7,859,948	2,229	140,560	11,468	154,257
1885	204,171	9,717,162	521,379	10,442,712	5,993	133,109	11,491	150,593
1886	14,800	5,133,261	345,745	5,493,806	282	67,225	7,023	74,530
1887	16,360	5,588,058	357,125	5,961,543	409	92,556	7,620	100,585
1888	36,100	6,041,153	224,601	6,301,854	935	105,604	5,629	112,168
1889	15,562	4,591,672	206,897	4,814,131	450	130,114	5,303	135,867
1890	5,850	5,201,567	584,948	5,792,365	259	91,850	14,017	106,126
1891	1,300	4,354,143	976,314	5,331,757	27	87,854	21,682	109,563
1892	18,965	2,573,059	1,137,923	3,729,947	436	45,345	24,901	70,682
1893	5,500	3,253,055	1,307,398	4,565,953	85	41,840	27,294	69,219
1894	5,000	2,978,050	1,056,256	4,039,306	100	55,684	24,130	79,914
1895	56,050	2,154,835	2,747,838	4,958,723	914	40,819	59,640	101,373
1896	97,745	2,998,732	3,040,382	6,136,859	1,612	51,105	53,819	106,536
1897	36,750	2,592,160	2,199,583	4,828,493	1,073	44,548	45,445	91,066
1898	76,005	5,071,567	1,249,020	6,396,592	1,800	89,556	22,215	113,571
1899	78,500	2,972,456	1,307,050	4,358,006	2,021	64,745	22,131	88,897
1900	135,665	4,180,698	1,935,088	6,251,451	3,388	82,705	17,840	103,933
1901	50,300	1,595,735	470,541	2,116,576	1,011	37,713	12,250	50,974
1902	64,350	2,756,224	739,760	3,560,334	1,560	58,769	15,081	75,410
1903	42,994	2,680,577	705,225	3,428,796	1,423	60,893	15,464	77,780

* Includes all smoked fish.

SESSIONAL PAPER No. 10

The Produce of the Fisheries—*Continued.*

FISH—LOBSTERS, FRESH.								Years.
Quantities.				Values.				
Great Britain.	United States.	Other Countries.	Totals.	Great Britain.	United States.	Other Countries.	Totals.	
Brls.	Brls.	Brls.	Brls.	\$	\$	\$	\$	
Not separately stated prior to 1873.								1868
								1869
								1870
								1871
								1872
			1,389		5,585	110	5,695	1873
	900		900		361		361	1874
	1,229		1,229		1,788		1,788	1875
								1876
								1877
	139		139		668		668	1878
	301		301		579		579	1879
1	474		475	5	798		803	1880
								1881
	399		399		1,328		1,328	1881
								1882
	2,922		2,922		14,410		14,410	1882
								1883
	5,107		5,107		31,364		31,364	1883
								1884
	10,103		10,103		40,916		40,916	1884
								1885
	20,687		20,687		52,469		52,469	1885
								1886
	32,077		32,077		81,761		81,761	1886
								1887
	31,996		31,996		80,782		80,782	1887
								1888
	30,039		30,039		109,024		109,024	1888
								1889
	25,189		25,189		110,835		110,835	1889
								1890
	29,259	100	29,359		140,039	600	140,639	1890
								1891
	37,780	1	37,781		179,422	3	179,425	1891
10								1892
	46,592		46,602	75	254,619		254,694	1892
								1893
	45,441		45,441		290,966		290,966	1893
								1894
86	43,473		43,559	535	257,790		258,325	1894
								1895
365	40,552		40,917	2,400	304,375		306,775	1895
								1896
	42,540		42,540		340,928		340,928	1896
								1897
	33,622		33,622		330,793		330,793	1897
								1898
8	38,477		38,485	150	336,575		336,725	1898
								1899
35	31,825	4	31,864	383	367,159	16	367,558	1899
								1900
	29,664		29,664		305,493		305,493	1900
								1901
237	49,240	26	49,503	1,930	299,257	260	301,447	1901
								1902
100	35,473		35,573	1,009	364,185		365,194	1902
								1903
	33,292		33,292		398,267		398,267	1903

3-4 EDWARD VII., A. 1904

No. 19 (B).—EXPORTS of Canada--

Years.	Quantities.				Values.			
	Great Britain.	United States.	Other Countries.	Totals.	Great Britain.	United States.	Other Countries.	Totals.
	Lbs.	Lbs.	Lbs.	Lbs.	£	£	£	£
1868								
1869								
1870								
1871								
1872								
1873				1,973,376	185,712	136,769	539	323,020
1874	3,463,453	851,475	15,252	4,330,180	396,201	124,713	2,619	523,533
1875	2,334,095	2,130,265	68,747	4,533,107	302,356	280,811	9,504	592,671
1876	3,745,512	787,349	42,106	4,574,967	460,606	106,099	5,197	571,902
1877	5,068,172	1,025,882	14,672	6,108,726	554,153	113,394	1,956	669,503
1878	6,589,784	1,488,715	27,372	8,105,871	742,068	180,990	3,531	926,589
1879	8,056,570	2,011,195	403,873	10,471,638	841,941	210,809	51,210	1,103,960
1880	6,124,889	2,586,596	80,294	8,791,779	640,760	267,792	9,435	917,987
1881	10,918,614	2,249,968	126,920	13,295,502	1,103,640	230,303	13,958	1,347,901
1882	10,675,124	3,828,336	305,692	14,809,152	1,046,009	354,593	31,139	1,431,741
1883	10,413,978	4,418,244	274,758	15,106,980	999,780	450,694	28,421	1,478,895
1884	6,899,076	3,688,196	230,915	10,818,187	719,176	404,784	21,684	1,145,644
1885	8,099,001	6,198,975	286,914	14,584,890	903,298	712,870	37,010	1,653,178
1886	7,698,023	4,644,515	1,752,034	14,094,572	925,170	499,779	238,043	1,662,992
1887	8,612,583	3,312,138	847,856	12,772,577	943,347	338,988	96,908	1,379,243
1888	4,867,953	4,823,587	1,652,902	11,344,442	558,061	482,623	179,839	1,220,523
1889	3,677,409	4,409,811	1,175,589	9,262,809	444,979	490,504	160,280	1,095,763
1890	3,420,775	3,851,447	729,133	8,001,355	436,432	460,317	100,905	997,654
1891	4,545,572	6,853,170	601,994	12,000,736	696,711	954,200	99,839	1,750,750
1892	4,994,695	4,253,016	972,157	10,219,868	807,814	680,477	166,771	1,655,062
1893	5,932,272	5,826,273	860,117	12,618,662	829,334	798,726	152,199	1,780,259
1894	7,069,664	4,974,894	1,456,932	13,501,490	1,129,576	683,038	260,721	2,073,335
1895	6,779,238	4,719,454	788,470	12,287,162	985,830	706,838	136,313	1,828,981
1896	7,587,280	5,649,519	1,253,660	14,490,459	1,146,444	777,398	222,467	2,146,309
1897	5,327,248	4,471,478	1,515,343	11,314,069	1,008,158	742,406	324,591	2,075,155
1898	5,832,300	4,062,513	2,023,987	11,918,800	1,147,593	717,489	425,790	2,290,872
1899	4,412,239	3,681,085	2,943,829	11,037,153	927,850	703,444	688,766	2,320,060
1900	3,265,450	4,552,815	2,653,573	10,471,838	760,026	977,094	635,739	2,372,859
1901	3,115,508	4,362,073	3,701,066	11,178,647	697,743	840,237	745,950	2,283,930
1902	4,156,957	3,335,706	2,662,824	10,154,587	882,480	697,835	569,080	2,149,395
1903	4,009,558	3,585,137	3,944,447	11,539,142	925,715	703,258	962,612	2,591,585

Not separately stated prior to 1873.

SESSIONAL PAPER No. 10

The Produce of the Fisheries—*Continued.*

FISH—MACKEREL, FRESH.								Years.
Quantities.				Values.				
Great Britain.	United States.	Other Countries.	Totals.	Great Britain.	United States.	Other Countries.	Totals.	
Lbs.	Lbs.	Lbs.	Lbs.	§	§	§	§	
Not separately stated prior to 1874.								1868
								1869
								1870
								1871
								1872
								1873
								1874
	2,639		2,639		2,689		2,689	1874
5,520	1,008		6,528	1,200	126		1,326	1875
6,048	22,760		28,808	665	4,632		5,297	1876
	703		703		62		62	1877
	152,821		152,821		7,019		7,019	1878
	92,486		92,486		4,641		4,641	1879
	29,409		29,409		1,424		1,424	1880
	729,962		729,962		22,355		22,355	1881
19,152	278,099		297,251	1,397	11,642		13,039	1882
11,440	476,655		488,095	803	17,569		18,372	1883
5,388	695,315		700,703	440	29,149		29,589	1884
2,450	529,292		531,742	140	8,877		9,017	1885
9,120	324,424	250	333,794	625	13,276	15	13,916	1886
	2,282,687		2,282,687		42,495		42,495	1887
	1,407,193		1,407,193		41,213		41,213	1888
	644,805		644,805		40,371		40,371	1889
	924,576	960	925,536		48,399	60	48,459	1890
	3,737,754		3,737,754		156,419		156,419	1891
	1,743,827	200	1,744,027		100,575	25	100,600	1892
	1,668,125		1,668,125		73,185		73,185	1893
	1,784,070		1,784,070		97,069		97,069	1894
	1,553,317	300	1,553,617		66,881	6	66,887	1895
	2,770,040		2,770,040		100,915		100,915	1896
	1,254,845	400	1,255,245		63,741	20	63,761	1897
	1,488,273	400	1,488,673		63,600	25	63,625	1898
	1,455,910	1,860	1,457,770		86,375	165	86,540	1899
	493,103	379	493,482		26,922	28	26,950	1900
	378,836	1,500	380,336		18,055	79	18,134	1901
	1,915,729	300	1,916,029		66,410	28	66,438	1902
	860,290	60	860,350		22,796	6	22,802	1903

3-4 EDWARD VII., A. 1904

No. 19 (B).—EXPORTS of Canada—

Years.	FISH—MACKEREL, PICKLED.							
	Quantities.				Values.			
	Great Britain.	United States.	Other Countries.	Totals.	Great Britain.	United States.	Other Countries.	Totals.
Brls.	Brls.	Brls.	Brls.	§	§	§	§	
1868					10,900	596,439	430,145	*1,037,484
1869				*220,868	19,735	593,995	371,189	*984,919
1870				*203,641	24,464	527,552	458,998	*1,011,014
1871				*224,821	19,651	516,988	571,423	*1,108,062
1872					14,169	510,267	685,160	*1,209,536
1873				118,402		513,398	172,804	686,202
1874	5	67,693	12,776	80,474	26	615,596	96,896	712,428
1875	394	70,555	42,897	113,846	1,668	523,648	263,605	788,921
1876	213	69,841	21,761	91,815	1,318	575,323	164,993	741,634
1877	10	43,204	30,847	74,061	44	358,460	226,410	584,914
1878	378	100,371	28,205	128,954	2,310	823,963	195,413	1,021,686
1879	611	87,504	53,250	141,365	2,936	563,158	243,210	809,304
1880	174	99,955	52,212	152,341	670	446,389	236,923	683,982
1881	54	118,953	48,278	167,285	271	575,234	218,689	794,194
1882	39	56,873	18,929	74,841	542	338,223	114,348	453,113
1883	2	45,285	22,162	67,449	8	347,360	172,967	520,335
1884	2	85,214	10,600	95,816	16	789,101	87,680	876,797
1885	1	84,497	35,259	119,757	3	625,902	177,037	802,942
1886	3	60,867	35,576	96,446	11	372,709	136,654	509,374
1887	1	79,311	15,015	94,327	4	573,968	83,757	657,729
1888	49	59,128	6,570	65,747	300	522,076	57,339	579,715
1889		27,861	1,798	29,659		389,519	16,005	405,524
1890	9,858	26,672	445	36,975	124,919	404,003	4,691	533,613
1891	48	70,110	2,645	72,803	240	749,228	24,312	773,780
1892		65,567	10,599	76,166		568,593	67,283	635,876
1893		42,424	4,530	46,954		421,857	34,106	455,963
1894		33,021	10,875	43,896		320,970	77,765	398,735
1895	94	37,657	4,031	41,782	940	358,928	37,529	397,397
1896		20,399	1,454	21,853		265,041	16,226	281,267
1897		13,993	3,644	17,637		155,536	36,141	191,677
1898		10,505	2,372	12,877		132,630	21,445	154,075
1899		12,188	1,518	13,706		153,431	16,334	169,765
1900		9,760	2,088	11,848		135,702	20,125	155,827
1901	35	32,766	7,329	40,130	320	227,089	55,748	283,157
1902	382	36,993	8,201	45,376	3,848	286,074	64,930	354,852
1903	40	18,350	1,849	20,239	500	216,559	18,224	235,283

* Includes all fish, wet salted.

SESSIONAL PAPER No. 10

The Produce of the Fisheries--*Continued.*

FISH—SALMON, FRESH.								
Quantities.				Values.				Years.
Great Britain.	United States.	Other Countries.	Totals.	Great Britain.	United States.	Other Countries.	Totals.	
Lbs.	Lbs.	Lbs.	Lbs.	\$	\$	\$	\$	
					58,249		58,249	1868
					61,912		61,912	1869
					79,035		79,035	1870
				12	66,009		66,021	1871
					69,132	70	69,202	1872
			656,214	21,896	54,084	250	76,230	1873
	811,370		811,370		84,024		84,024	1874
	647,075		647,075		72,462		72,462	1875
	577,739	6,627	584,366		73,745	789	74,534	1876
4,800	1,260,639	1,973	1,267,412	700	121,714	324	122,738	1877
120	2,865,597	27,751	2,893,468	12	260,845	2,302	263,159	1878
9,600	2,441,682	181	2,451,463	1,400	228,425	37	229,862	1879
	1,723,614	738		8,519	172,738	148	181,405	1880
36,215			1,760,567					
	1,229,259	258	1,232,169	800	124,515	63	125,378	1881
2,652								
	1,016,888		1,016,888		139,053		139,053	1882
	1,262,589	220	1,262,809		180,527	36	180,563	1883
	1,059,688	73	1,059,761		152,024	11	152,035	1884
	2,133,154		2,133,154		223,249		223,249	1885
1,800	2,157,700		2,159,500	160	219,358		219,518	1886
20	1,328,522		1,328,542	5	141,519		141,524	1887
300	1,509,209		1,509,509	30	165,846		165,876	1888
200	1,118,140	3,936	1,122,276	13	123,971	495	124,479	1889
25	991,850	237	992,112	10	112,429	58	112,497	1890
65,100	1,171,166	300	1,236,566	5,810	125,016	12	130,838	1891
154,418	930,560	60,185	1,145,163	15,441	105,636	5,441	126,518	1892
80,000	1,144,891	4,662	1,229,553	4,000	119,380	336	123,716	1893
50,143	1,328,431	46,318	1,424,892	4,841	125,430	3,901	134,172	1894
28,623	1,177,387	120,415	1,326,425	2,843	113,306	8,466	124,615	1895
39,922	2,024,948	242,413	2,307,283	3,042	206,795	12,583	222,420	1896
111,472	1,903,139	19,195	2,033,806	10,122	180,063	1,695	191,880	1897
208,961	1,326,957	6,583	1,542,501	6,404	127,835	561	134,800	1898
64,655	870,146	950	935,751	4,245	89,113	67	93,425	1899
351,265	1,008,508	297,830	1,657,603	32,045	91,058	19,135	142,238	1900
160	1,497,727	71,791	1,569,678	18	136,591	5,019	141,628	1901
774,048	1,271,042	55,261	2,100,351	60,545	131,905	4,446	196,896	1902
321,572	1,171,783	116,184	1,609,539	27,463	125,090	9,158	161,711	1903

3-4 EDWARD VII., A. 1904

No. 19 (B).—EXPORTS of Canada—

Years.	FISH—SALMON, CANNED.							
	Quantities.				Values.			
	Great Britain.	United States.	Other Countries.	Totals.	Great Britain.	United States.	Other Countries.	Totals.
	Lbs.	Lbs.	Lbs.	Lbs.	£	£	£	£
1868				269,492	41,583	1,942	2,240	45,765
1869				442,476	63,977	14,327	120	78,424
1870					67,400	5,262	1,819	74,481
1871				599,758	96,571	9,046	4,142	109,759
1872					73,422	8,229	3,011	82,042
1873					38,230	21,598	3,019	62,847
1874	980,833	336,621	26,512	1,343,966	174,869	24,501	5,070	204,440
1875	1,214,197	130,566	201,012	1,545,775	198,642	20,386	31,737	250,765
1876	409,777	216,641	145,802	763,220	51,381	27,337	17,757	96,475
1877	398,515	23,958	163,054	585,527	55,203	2,997	23,491	81,691
1878	1,204,328	1,802,164	320,908	3,327,400	161,685	203,078	42,948	407,711
1879	3,187,774	1,354,090	423,144	4,965,008	400,265	165,344	49,208	614,817
1880	2,511,391	338,484	42,266	2,892,141	264,991	33,335	4,399	302,725
1881	2,663,932	167,379	12,872	2,844,183	279,109	17,544	1,339	297,992
1882	7,008,992	279,728	199,300	7,488,020	845,124	30,533	21,515	897,172
1883	10,737,308	36,531	201,384	10,977,223	1,129,966	5,279	20,978	1,156,223
1884	6,193,968	926,449	228,000	7,348,417	680,758	97,604	23,655	802,017
1885	4,131,648	276,060	633,232	5,040,940	423,415	28,357	59,121	510,893
1886	3,621,740	148,875	316,608	4,087,223	365,660	15,351	32,806	413,817
1887	4,680,192	161,675	493,152	5,335,019	526,756	22,863	52,846	602,465
1888	7,133,081	18,624	1,151,485	8,303,190	806,266	1,621	110,936	918,823
1889	5,304,200	138,762	1,295,511	6,738,473	592,144	16,174	144,503	752,821
1890	16,671,727	486,172	766,155	17,924,054	1,923,271	64,101	82,364	2,069,736
1891	13,576,108	19,904	2,340,598	15,935,710	1,520,536	1,888	222,716	1,745,140
1892	11,325,165	77,010	965,984	12,368,159	1,156,062	5,132	93,385	1,254,579
1893	7,985,652	2,192	231,674	8,219,518	847,449	296	22,633	870,378
1894	23,359,484	11,553	671,074	24,042,111	2,327,602	1,153	57,941	2,386,696
1895	19,771,686	408	752,256	20,524,350	1,934,642	33	74,738	2,009,413
1896	21,861,276	180,578	439,779	22,481,633	2,476,319	15,073	45,363	2,536,755
1897	27,105,355	3,997	852,542	27,961,895	2,776,160	321	79,646	2,856,127
1898	39,178,599	76,330	2,392,066	41,646,995	3,238,166	5,534	186,945	3,430,645
1899	24,058,035	931,125	953,011	25,942,171	2,296,292	46,719	64,470	2,407,481
1900	33,992,556	216,637	2,803,087	37,012,280	2,645,898	18,973	218,459	2,883,330
1901	28,107,945	4,510,848	2,724,631	35,343,424	2,322,111	335,683	231,686	2,889,480
1902	45,867,581	301,486	3,133,587	49,302,654	4,735,613	24,556	252,569	5,012,738
1903	21,675,368	5,497	1,641,627	23,322,492	2,459,499	448	129,713	2,589,660

SESSIONAL PAPER No. 10

The Produce of the Fisheries—*Continued.*

FISH—ALL OTHER, FRESH. N. E. S.				FURS AND SKINS, THE PRODUCE OF MARINE ANIMALS.				Years.
Values.				Values.				
Great Britain.	United States.	Other Countries.	Totals.	Great Britain.	United States.	Other Countries.	Totals.	
\$	\$	\$	\$	\$	\$	\$	\$	
	59,993		59,993	9,818	836	204	10,858	1868
	101,366		101,366	13,178	1,307	240	14,725	1869
70	85,888	8,439	94,327	82,935	50	238	83,223	1870
14	125,609	620	126,229	62,484	5,202	405	68,091	1871
8	106,795	81	106,876	57,443	55	384	57,882	1872
	175,135	52,225	227,360	52,917		110	53,027	1873
684	133,206	100,720	234,610	14,544	4,929		19,473	1874
8	172,610	222	172,832	25,353	200		25,553	1875
75	153,563	713	154,276	20,188	850	164	21,202	1876
230	167,778	396	168,174	19,666	3,483		23,149	1877
336	220,770	656	221,426	9,111		326	9,437	1878
283	157,057	525	157,582	28,583	50	760	29,393	1879
127	194,658	329	195,114	19,515	66		19,581	1880
554	255,913	610	257,077	75,991	29,255		105,246	1881
292	323,092	470	323,854	61,938	17,750		79,688	1882
32	437,381	8,476	445,889	70,512	74,530		145,042	1883
197	587,477	726	588,400	79,225	320	8,283	87,828	1884
171	505,183	553	505,907	88,031	91,211		179,242	1885
3,934	516,522	1,384	521,840	152,695	79,215		231,910	1886
810	619,052	696	620,558	152,587	155,145		307,732	1887
610	817,699	1,248	819,557	115,579	108,017	734	224,330	1888
496	741,336	5,605	747,437	121,509	90,865		212,374	1889
160	655,911	838	656,909	147,164	171,471		318,635	1890
2,216	732,653	828	735,697	479,934	56,115		536,049	1891
152	810,562	1,229	811,943	948,038	157,206		1,105,244	1892
368	889,462	972	890,802	580,518	13,374		593,892	1893
306	947,834	2,982	951,122	1,038,355	21,837		1,060,192	1894
99	869,213	1,560	870,872	1,161,785	2,177		1,163,962	1895
422	1,038,228	1,459	1,040,109	760,185	1,182	20	761,387	1896
166	924,349	1,312	925,827	460,572	265		460,837	1897
553	969,799	1,420	971,772	366,559	4,120		370,679	1898
2,905	915,203	1,682	919,790	291,300	4,775		296,075	1899
4,934	1,165,405	1,652	1,171,991	537,099	143		537,242	1900
183	1,352,181	9,315	1,361,679	260	322		582	1901
386	1,483,868	2,021	1,486,275	527,788	5,602	5,140	533,530	1902
802	1,263,459	2,862	1,267,123	347,480	2,504	869	350,853	1903

3-4 EDWARD VII., A. 1904

No. 19 (B).—EXPORTS of Canada—

Years.	OILS—COD, SEAL, WHALE, & C.							
	Quantities.				Values.			
	Great Britain.	United States.	Other Countries.	Totals.	Great Britain.	United States.	Other Countries.	Totals.
Galls.	Galls.	Galls.	Galls.	£	£	£	£	
1868				195,840	53,077	34,867	12,292	100,236
1869				271,762	29,371	98,254	7,391	135,016
1870				155,196	28,295	53,282	5,466	87,043
1871				142,903	34,023	36,397	9,211	79,631
1872					49,526	45,858	7,359	102,734
1873				261,992	56,208	32,598	37,798	126,604
1874	149,099	127,279	7,012	283,390	63,513	62,119	4,062	129,694
1875	84,401	116,545	620	201,566	32,286	56,321	310	88,917
1876	141,397	90,653	29,484	261,534	70,596	44,334	16,453	131,383
1877	138,576	94,404	1,606	234,586	63,841	56,086	858	120,785
1878	75,458	198,195	1,202	274,855	36,419	94,435	696	131,550
1879	207,639	138,810	8,685	355,134	73,316	54,410	3,593	131,319
1880	121,173	204,981	5,845	331,999	47,388	68,762	2,369	118,519
1881	67,151	208,732	611	276,494	27,915	92,321	300	120,536
1882	195,016	186,559	2,368	383,943	80,104	80,174	1,016	161,294
1883	64,749	248,909	2,938	316,596	40,023	115,379	1,763	157,165
1884	52,542	272,890	2,747	328,179	28,375	123,771	1,423	153,569
1885	128,838	165,688	967	295,493	48,394	68,342	509	117,245
1886	93,223	59,233	3,549	* 6,005	44,795	17,265	1,687	63,747
1887	45,128	43,315	1,143	89,586	14,610	11,832	538	26,980
1888	58,339	58,010	4,754	151,103	17,676	22,061	1,504	41,241
1889	52,687	141,260	1,180	195,127	18,333	36,642	385	55,360
1890	68,046	52,418	1,231	121,695	27,035	13,818	390	41,243
1891	20,823	39,648	1,509	61,980	7,139	10,690	468	18,29
1892	79,719	92,288	389	172,396	26,365	27,054	134	53,553
1893	16,801	186,048	707	203,556	7,281	58,020	216	65,517
1894	13,475	74,977	2,562	91,014	4,851	18,070	1,076	23,997
1895	23,652	119,325	26,846	169,823	7,276	30,156	3,561	40,993
1896	24,413	103,954	2,044	130,411	4,485	27,728	736	32,949
1897	40,285	158,739	3,949	202,973	8,856	38,876	2,182	49,914
1898	13,409	126,839	480	140,728	3,362	31,579	137	35,078
1899	29,392	151,176	1,695	182,263	7,635	38,844	444	46,923
1900	12,451	187,656	138	200,245	3,542	47,419	52	51,013
1901	34,149	146,821	1,595	182,565	10,792	38,514	440	49,656
1902	85,649	171,350	7,479	264,478	28,797	49,819	1,972	80,588
1903	46,345	98,374	21,256	165,975	18,700	28,905	5,949	53,554

SESSIONAL PAPER No. 10

The Produce of the Fisheries—*Concluded.*

ALL OTHER ARTICLES, N. E. S.				TOTALS.				Years.
Values.				Values.				
Great Britain.	United States.	Other Countries.	Totals.	Great Britain.	United States.	Other Countries.	Totals.	
\$	\$	\$	\$	\$	\$	\$	\$	
49,598	4,212	5,461	59,271	226,915	926,792	2,203,803	3,357,510	1868
20,930	16,604	2,557	40,091	236,249	1,085,611	1,920,850	3,242,710	1869
68,124	21,146	4,139	93,409	321,028	943,188	2,344,333	3,608,549	1870
19,548	3,280	4,450	27,278	348,639	897,546	2,748,090	3,994,275	1871
90,105	21,848	5,500	117,453	379,869	851,612	3,154,733	4,386,214	1872
18,021	110,476	83,734	212,231	483,157	1,336,398	2,959,722	4,779,277	1873
15,394	223,582	94,536	333,512	700,813	1,616,663	2,974,892	5,292,368	1874
4,789	83,527	72,923	161,239	652,870	1,644,826	3,082,831	5,380,527	1875
7,280	97,300	80,824	185,404	687,101	1,475,319	3,338,569	5,500,989	1876
13,470	94,712	157,937	266,119	808,330	1,317,917	3,748,113	5,874,360	1877
6,732	152,332	42,204	201,268	1,043,539	2,367,007	3,443,429	6,853,975	1878
7,521	162,911	41,940	212,372	1,494,846	1,899,190	3,534,835	6,928,871	1879
6,598	130,490	27,678	164,766	1,154,245	1,738,870	3,686,541	6,579,656	1880
7,317	163,312	30,692	201,321	1,562,802	2,241,585	3,063,328	6,867,715	1881
2,566	223,412	38,789	264,767	2,129,982	2,441,204	3,110,893	7,682,079	1882
5,466	301,192	40,414	347,072	2,337,072	3,186,218	3,285,828	8,809,118	1883
15,700	219,757	45,634	281,091	1,621,816	3,598,216	3,371,622	8,591,654	1884
2,219	179,017	57,320	238,556	1,543,014	3,560,731	2,856,256	7,960,001	1885
9,355	220,523	233,000	462,878	1,586,771	2,587,548	2,669,069	6,843,388	1886
8,630	122,871	14,675	146,176	1,704,190	2,717,509	2,454,111	6,875,810	1887
6,986	103,528	49,865	160,379	1,544,901	3,123,853	3,124,429	7,793,183	1888
5,015	90,022	48,138	143,175	1,249,928	2,839,980	3,122,300	7,212,208	1889
1,916	69,871	45,069	116,856	2,707,422	2,850,528	2,903,956	8,461,906	1890
2,760	70,073	52,923	125,756	2,747,882	3,807,786	3,159,733	9,715,401	1891
4,238	74,029	44,758	123,025	3,006,810	3,452,036	3,216,552	9,675,398	1892
9,739	99,364	40,555	149,658	2,347,076	3,503,904	2,892,070	8,743,050	1893
19,351	77,922	73,049	170,322	4,586,715	3,260,677	3,255,300	11,102,692	1894
10,047	52,340	73,535	135,922	4,143,994	3,025,171	3,523,082	10,692,247	1895
1,572	74,442	63,987	140,001	4,462,002	3,301,671	3,314,092	11,077,765	1896
3,157	75,236	59,384	137,777	4,366,081	2,998,655	2,949,587	10,314,323	1897
3,174	95,930	73,392	172,496	4,822,688	2,979,404	3,039,569	10,841,661	1898
3,395	128,388	92,113	223,896	3,610,972	3,179,751	3,118,939	9,909,662	1899
1,255	140,202	92,056	233,513	4,071,136	3,688,935	3,409,012	11,169,083	1900
11,270	186,140	123,865	321,275	3,113,306	4,224,948	3,382,098	10,720,352	1901
3,985	191,722	165,945	361,652	6,374,877	4,184,403	3,584,014	14,143,294	1902
3,321	267,076	194,812	465,209	3,904,793	3,760,266	4,135,125	11,800,184	1903

3-4 EDWARD VII., A. 1904

No. 19 (C).—EXPORTS of Canada—

Years.	ASHES—POT AND PEARL.							
	Quantities.				Values.			
	Great Britain.	United States.	Other Countries.	Totals.	Great Britain.	United States.	Other Countries.	Totals.
	Brls.	Brls.	Brls.	Brls.	\$	\$	\$	\$
1868				22,168	558,846	160,658	109	719,613
1869				22,796	623,031	100,384	158	723,573
1870				18,247	499,087	71,451	5,842	576,380
1871				17,466	605,984	24,918	5,550	636,452
1872				14,072	514,825	122,042	1,377	638,244
1873				16,315	655,415	34,201		689,616
1874	15,226	252		15,478	529,281	9,518		538,799
1875	13,287	559		13,846	524,898	21,330		546,228
1876					415,097	8,797		423,894
1877	16,343	116	1	16,460	468,788	3,042	2	471,832
1878	15,545	4,031	3	19,579	256,948	40,003	31	296,982
1879	8,655	2,343	58	11,056	206,067	37,159	1,541	244,767
1880	10,758	1,179	43	11,980	274,979	28,466	936	304,381
1881	9,346	753	50	10,149	275,932	13,442	1,212	290,586
1882	10,756	353		11,109	317,481	11,398		328,879
1883	6,987	556	258	7,801	239,669	19,051	9,335	268,055
1884	7,312	158	25	7,495	218,674	5,030	840	224,544
1885	5,358	299	302	5,959	140,074	7,629	8,619	156,322
1886	4,823	238	482	5,543	117,128	5,134	8,901	131,163
1887	4,411	322	37	4,770	118,698	7,667	1,223	127,588
1888	3,565	265	658	4,488	101,966	6,782	13,774	122,522
1889	2,991	81	490	3,562	84,032	2,010	14,337	100,379
1890	2,341	215	417	2,973	60,495	4,075	11,644	76,214
1891	2,201	565	187	2,953	68,380	16,717	5,895	90,992
1892	2,056	470	30	2,556	61,581	11,917	991	74,489
1893	1,651	432	14	2,097	50,106	11,203	451	61,760
1894	1,777	163	27	1,967	52,513	4,200	941	57,654
1895	1,990	311	82	2,383	56,391	7,537	2,327	66,255
1896	2,092	206	120	2,418	53,665	4,225	3,319	61,209
1897	1,756	308	86	2,150	42,467	6,329	2,136	50,932
1898	1,251	628	105	1,984	30,173	12,757	2,865	45,795
1899	1,441	315	96	1,852	42,360	7,794	2,784	52,938
1900	1,555	519	81	2,155	48,623	12,065	2,623	63,311
1901	1,193	237	103	1,533	38,595	7,097	2,887	48,579
1902	1,578	147	56	1,781	40,927	2,819	1,730	45,476
1903	1,128	304	84	1,516	34,652	7,913	3,281	45,846

SESSIONAL PAPER No. 10

The Produce of the Forest.

BARK FOR TANNING.								Years.
Quantities.				Values.				
Great Britain.	United States.	Other Countries.	Totals.	Great Britain.	United States.	Other Countries.	Totals.	
Cords.	Cords.	Cords.	Cords.	\$	\$	\$	\$	
Not separately stated prior to 1876.								1868
								1869
								1870
								1871
								1872
								1873
								1874
								1875
	43,224		43,224		170,632		170,632	1876
1,114	75,383		76,497	16,969	284,730		301,699	1877
	106,374		106,374		360,259		360,259	1878
	65,892		65,892		227,986		227,986	1879
	112,813		112,813		441,360		441,360	1880
	101,553		101,553		481,758		481,758	1881
65	90,370	1,356	91,791	300	426,055	5,207	431,562	1882
	63,573	1,621	65,194		314,078	7,913	321,991	1883
	75,982		75,982		399,598		399,598	1884
	74,794	4	74,798		364,015	38	364,053	1885
	49,014		49,014		221,815		221,815	1886
	52,755		52,755		235,787		235,787	1887
	56,445		56,445		246,568		246,568	1888
	35,831		35,831		154,699		154,699	1889
	31,698		31,698		141,144		141,144	1890
	46,047		46,047		213,455		213,455	1891
	43,856		43,856		217,552		217,552	1892
	41,872		41,872		205,495		205,495	1893
	30,602		30,602		148,078		148,078	1894
	41,778		41,778		193,727		193,727	1895
	37,133		37,133		177,010		177,010	1896
	24,888		24,888		112,154		112,154	1897
	26,493		26,493		105,057		105,057	1898
	13,879		13,879		48,890		48,890	1899
	16,124		16,124		61,899		61,899	1900
73	16,964		17,037	306	61,718		62,024	1901
1,250	33,647		34,897	5,276	95,085		100,361	1902
	16,769		16,769		74,816		74,816	1903

3-4 EDWARD VII., A. 1904

No. 19 (C).—EXPORTS of Canada—

Years.	Quantities.				Values.			
	Great Britain.	United States.	Other Countries.	Totals.	Great Britain.	United States.	Other Countries.	Totals.
	Cords.	Cords.	Cords.	Cords.	§	§	§	§
1868				226,378	9	495,098	511	495,648
1869				244,565	10	527,582	291	527,883
1870				235,762	8	519,977	250	520,235
1871				211,305		473,095	151	473,246
1872				188,698	123	469,438	220	469,781
1873				263,140		719,678	64	719,742
1874	40	207,184	38	207,262	180	570,107	126	570,413
1875	622	168,669	107	169,398	1,717	406,270	365	408,352
1876	21	176,157	124	176,302	88	349,033	351	349,472
1877	70	167,385	100	167,555	217	337,473	245	337,935
1878	26	166,865	43	166,934	136	318,784	117	319,037
1879	4	155,185	104	155,293	16	299,423	270	299,709
1880	614	152,036	318	152,968	2,475	292,086	626	295,187
1881	45	145,494	55	145,594	128	311,910	132	312,170
1882	220	170,239	116	170,575	675	366,390	419	367,484
1883	15	164,836	49	164,900	74	388,659	177	388,910
1884	12	158,605	80	158,697	24	353,570	235	353,829
1885	68	145,106	71	145,245	165	316,299	183	316,647
1886	9	155,087	82	155,178	40	313,214	226	313,480
1887		152,141	87	152,228		311,715	216	311,931
1888	6	156,650	70	156,726	18	337,806	178	338,002
1889		157,485	20	157,505		339,990	40	340,030
1890		133,224	47	133,271		281,125	173	281,298
1891		147,674	106	147,780		314,591	279	314,870
1892		179,103	55	179,158		370,152	149	370,301
1893	1	181,398	18	181,417	3	354,392	34	354,429
1894		148,929	149	149,078		286,808	228	287,036
1895		115,512	54	115,566		222,009	175	222,184
1896		118,681	39	118,720		222,309	80	222,389
1897		96,166	52	96,218		173,799	122	173,921
1898		79,904	68	79,972		140,761	136	140,897
1899		70,660	81	70,741		123,540	171	123,711
1900		67,159	44	67,203		117,663	88	117,751
1901	90	44,139	22	44,251	180	90,680	45	90,905
1902		43,850	23	43,873		91,407	100	91,507
1903		48,815	43	48,858		115,634	135	115,769

SESSIONAL PAPER No. 10

The Produce of the Forest—Continued

LOGS, ALL KINDS.								Years.
Quantities.				Values.				
Great Britain.	United States.	Other Countries.	Totals.	Great Britain.	United States.	Other Countries.	Totals.	
M. ft.	M. ft.	M. ft.	M. ft.	\$	\$	\$	\$	
					*170,489		*170,489	1868
					96,339	8	96,347	1869
					112,115		112,115	1870
	17,128		17,128		84,465		84,465	1871
	13,199		13,199		64,347		64,347	1872
	13,177		13,177		86,701		86,701	1873
	9,549		9,549		50,272		50,272	1874
	5,530		5,530		24,314		24,314	1875
103	9,120	137	9,360	414	32,366	1,162	33,942	1876
1,259	14,362	13	15,634	19,888	48,426	163	68,477	1877
34	20,391	959	21,384	922	81,648	2,209	84,779	1878
64	24,900	67	25,031	841	93,823	113	94,777	1879
	34,041	4	34,045		134,013	24	134,037	1880
60	37,707	65	37,832	300	195,286	488	196,074	1881
318	46,450	67	46,835	8,186	274,083	866	283,135	1882
321	43,812	51	44,184	2,576	259,784	192	262,552	1883
201	45,717	51	45,969	820	228,579	471	229,870	1884
	47,790	39	47,829		225,532	326	225,858	1885
138	66,035	120	66,293	3,709	309,447	809	313,965	1886
100	66,607	27	66,734	5,350	341,083	205	346,638	1887
111	72,049	44	72,204	6,594	383,526	739	390,859	1888
213	93,507	133	93,853	8,627	564,620	3,848	577,095	1889
71	103,416	42	103,529	672	681,265	592	682,529	1890
263	105,126	75	105,464	6,346	722,845	1,025	730,216	1891
14	149,785	83	149,882	1,640	1,112,687	1,596	1,115,923	1892
437	198,014	162	198,613	7,581	1,508,116	1,460	1,517,157	1893
2,258	338,231	57	340,546	110,499	2,749,370	1,383	2,861,252	1894
131	283,537	64	283,732	5,033	2,227,819	563	2,233,415	1895
619	204,542	66	205,227	13,890	1,717,143	288	1,731,321	1896
1,216	260,590	57	261,863	30,300	2,090,823	305	2,121,428	1897
791	209,762	88	210,641	10,618	1,789,439	260	1,800,317	1898
299	184,887	23	185,209	4,761	1,564,525	125	1,569,411	1899
1,022	87,362	23	88,407	16,843	743,452	115	760,410	1900
52,471	82,878	2,432	137,781	443,951	589,904	21,696	1,055,551	1901
1,388	74,318	51	75,757	16,297	549,119	424	565,840	1902
1,949	49,777	77	51,803	29,795	401,313	3,020	434,128	1903

* Includes 'Shingle bolts.'

3-4 EDWARD VII., A. 1904

No. 19 (C)—EXPORTS of Canada—

LUMBER—* DEALS, PINE.

Years.	Quantities.				Values.			
	Great Britain.	United States.	Other Countries.	Totals.	Great Britain.	United States.	Others Countries.	Totals.
	St. Hd.	St. Hd.	St. Hd.	Sd. Hd.	§	§	§	§
1868				146,396	3,926,596	17,802	45,363	3,989,761
1869				187,117	5,232,563	11,984	49,036	5,293,583
1870				160,057	4,840,947	24,189	56,281	4,921,417
1871				141,411	4,728,185	94,664	40,043	4,862,892
1872				174,483	5,018,614	65,919	29,445	5,113,978
1873				152,889	6,005,901	90,040	46,019	6,141,960
1874	329,355	359	2,002	331,716	7,830,825	6,372	61,692	7,898,889
1875	200,278	1,169	8,608	210,055	8,077,857	23,374	272,807	8,374,038
1876	220,021	635	3,307	223,963	7,626,479	15,616	86,039	7,728,134
1877	241,179	3	12,925	254,107	7,794,393	115	342,762	8,137,270
1878	236,680	469	15,509	252,658	7,225,773	12,667	399,602	7,638,042
1879	185,339	360	13,584	199,283	4,666,201	7,403	344,248	5,017,852
1880	195,652	416	17,545	213,613	5,348,172	10,567	416,895	5,775,634
1881	226,115	2,500	31,690	260,305	7,715,534	66,168	895,066	8,676,768
1882	220,216	1,975	41,403	263,594	6,635,582	83,783	1,226,136	7,945,501
1883	231,717	2,398	31,953	266,068	7,355,144	148,637	1,152,760	8,656,541
1884	254,824	2,128	29,262	286,214	7,610,813	66,754	918,956	8,595,623
1885	72,143	474	11,324	83,941	2,679,270	22,698	591,764	3,293,732
1886	75,586	4	8,515	84,105	3,148,161	288	503,000	3,651,449
1887	74,664	519	7,733	82,916	2,944,236	21,445	480,954	3,446,629
1888	57,801	12	2,229	60,042	2,200,015	416	144,340	2,344,771
1889	56,730	106	308	57,144	2,246,811	5,519	17,803	2,270,133
1890	92,461	42	1,550	94,062	3,690,969	954	83,098	3,775,021
1891	81,381		399	81,780	2,871,869		19,929	2,891,798
1892	64,122		823	64,945	2,403,766		26,104	2,429,870
1893	69,979		125	70,104	3,111,018		3,804	3,114,822
1894	65,589		65	65,654	2,748,896		2,173	2,751,069
1895	60,456		62	60,518	2,310,040		1,875	2,311,915
1896	83,878		316	84,194	3,025,569		12,222	3,037,791
1897	67,660	19	72	67,751	3,262,180	881	3,026	3,266,087
1898	77,736	2	485	78,223	3,788,871	90	25,986	3,814,947
1899	88,219		3,352	91,571	3,943,781		185,857	4,129,638
1900	60,392	1,853	509	71,754	3,223,585	31,730	21,201	3,276,516
1901	67,086	2,028	1,458	70,572	2,698,508	81,578	57,742	2,837,828
1902	62,518	3,096	577	66,191	3,015,694	118,209	30,649	3,164,552
1903	84,349	988	1,981	87,318	3,536,822	34,638	81,007	3,652,467

* Includes 'Deals, Spruce and Other,' prior to 1885.

SESSIONAL PAPER No. 10

The Produce of the Forest—*Continued.*

LUMBER—DEALS, SPRUCE AND OTHER.								Years.
Quantities.				Values.				
Great Britain.	United States.	Other Countries.	Totals.	Great Britain.	United States.	Other Countries.	Totals.	
St. Hd.	St. Hd.	St. Hd.	St. Hd.	£	£	£	£	
								1868
								1869
								1870
								1871
								1872
								1873
								1874
								1875
								1876
								1877
								1878
								1879
								1880
								1881
								1882
								1883
								1884
								1885
111,276	483	15,904	127,663	2,684,311	11,765	395,469	3,091,545	1885
145,063	2,147	13,662	160,872	3,580,579	54,804	365,996	4,001,379	1886
149,581	1,647	15,828	167,056	3,622,386	41,018	380,071	4,043,475	1887
150,603	3,230	8,137	161,970	3,654,480	81,761	211,403	3,947,644	1888
156,864	1,224	7,273	165,361	4,069,104	31,399	195,205	4,295,708	1889
189,772	1,995	7,598	199,365	5,110,239	53,441	210,451	5,374,131	1890
173,603	3,209	9,630	186,442	4,462,446	83,940	270,936	4,817,322	1891
147,068	1,148	11,521	159,732	3,710,627	27,265	301,409	4,039,301	1892
166,960	6,937	7,711	181,608	4,255,006	189,368	203,079	4,647,453	1893
195,297	17,047	7,380	219,724	4,925,640	441,928	200,063	5,567,631	1894
183,682	17,716	6,670	208,068	4,610,219	481,890	179,789	5,271,898	1895
195,607	19,453	8,372	223,432	4,865,305	500,100	214,341	5,579,746	1896
240,885	11,466	10,595	262,946	6,513,224	315,736	265,515	7,094,485	1897
263,342	11,291	18,110	292,743	7,094,801	310,308	513,257	7,918,366	1898
253,044	16,769	25,542	295,355	6,751,921	462,453	634,063	7,848,437	1899
277,904	13,058	16,675	307,637	7,522,397	351,562	414,001	8,287,960	1900
293,981	23,297	1,315	338,593	7,142,602	479,263	552,439	8,174,304	1901
208,845	15,238	18,553	242,636	6,399,763	460,057	591,328	7,451,148	1902
231,419	8,524	11,863	251,806	7,643,753	257,647	414,054	8,315,454	1903

Included with "Deals, Pine," prior to 1885.

3-4 EDWARD VII., A. 1904

No. 19 (C).—EXPORTS of Canada—

Years.	LUMBER—DEAL ENDS.							
	Quantities.				Values.			
	Great Britain.	United States.	Other Countries.	Totals.	Great Britain.	United States.	Other Countries.	Totals.
St. Hd.	St. Hd.	St. Hd.	St. Hd.	£	£	£	£	
1868					129,628		2,150	131,778
1869				6,680	149,044		1,976	151,290
1870					206,602		1,887	222,286
1871					6,685	158,317	2	158,870
1872					43,388	218,981		227,602
1873					7,972	229,529	250	230,655
1874	8,197	16	104	8,617	268,885	1,925	1,524	272,334
1875	9,425	60	381	9,866	342,468	98	10,019	352,585
1876	10,662	1,584	109	12,355	323,428	23,201	1,451	348,080
1877	15,544	38	595	16,177	349,254	109	10,409	359,772
1878	11,117	14	676	11,807	270,993	493	11,753	283,239
1879	10,610	2	516	11,128	217,491	17	8,259	225,767
1880	8,648	3	842	9,493	208,788	82	13,631	222,501
1881	9,677	1	1,115	10,793	304,355	18	20,541	324,914
1882	8,774		1,327	10,101	220,329		25,687	246,007
1883	11,267		858	12,125	310,329		19,225	329,545
1884	11,813	31	930	12,774	300,153	593	15,069	315,815
1885	8,967	96	765	9,828	249,747	1,520	13,772	265,039
1886	9,999	25	958	10,982	282,268	399	19,368	302,035
1887	10,530	33	902	11,465	250,411	561	11,606	262,578
1888	9,963	8	369	10,280	254,675	174	5,907	260,756
1889	9,800		261	10,061	236,337		6,106	242,443
1890	10,253		90	10,343	328,511		9,604	338,115
1891	10,673	9	509	11,191	269,830	181	11,087	281,098
1892	11,542		487	12,029	281,018		9,483	290,501
1893	11,895		295	12,190	289,697		5,781	295,478
1894	15,978		636	16,614	470,679		13,645	484,324
1895	16,150	60	460	16,670	454,993	873	8,394	464,260
1896	17,127	242	542	17,911	506,331	5,192	9,123	520,646
1897	19,181	103	344	19,628	628,110	2,151	6,932	637,193
1898	20,876	218	1,129	22,223	616,015	5,432	19,596	641,043
1899	19,915	13	902	20,830	753,728	363	16,367	770,458
1900	19,028	181	556	19,765	543,055	4,214	17,600	564,869
1901	22,105	2,592	1,411	26,108	588,422	51,789	41,173	681,384
1902	14,074	466	733	15,273	444,863	10,064	17,088	472,015
1903	16,357	247	604	17,208	529,434	5,872	16,463	551,769

SESSIONAL PAPER No. 10

The Produce of the Forest—*Continued.*

LUMBER—LATHS, PALINGS AND PICKETS.								Years.
Quantities.				Values.				
Great Britain.	United States.	Other Countries.	Totals.	Great Britain.	United States.	Other Countries.	Totals.	
M	M	M	M	£	£	£	£	
				29,108	110,782	4,092	*143,982	1868
				33,448	157,659	1,440	*192,547	1869
			130,757	1,096	136,444	2,758	140,298	1870
			156,700	1,458	154,712	2,006	158,176	1871
			146,529	559	156,423	5,885	162,867	1872
			183,232	1,982	198,816	9,039	209,837	1873
			142,101	1,231	157,110	4,053	162,394	1874
937	138,750	2,414	136,636	2,040	126,417	3,458	131,915	1875
2,022	132,414	2,200	119,323	30,337	117,143	5,423	152,903	1876
6,137	110,668	2,518	119,641	42,873	97,428	6,663	146,964	1877
8,177	108,822	2,642	107,311	44,626	91,193	9,306	145,125	1878
9,439	94,613	3,259	117,977	36,991	90,908	8,587	136,486	1879
18,290	97,165	2,522	122,899	23,644	114,639	4,985	143,268	1880
5,061	116,250	1,588	177,392	27,375	147,900	5,479	180,754	1881
5,342	169,611	2,439	162,293	20,809	173,439	14,533	208,781	1882
5,327	151,935	5,031	157,842	26,684	186,501	17,452	230,637	1883
5,342	147,014	5,486	212,584	51,273	273,430	26,757	351,460	1884
9,048	196,474	7,062	147,707	22,084	220,507	27,636	270,227	1885
3,555	136,765	7,387	150,288	18,508	213,881	25,870	258,259	1886
3,854	141,220	5,214	242,648	16,569	301,536	25,826	343,931	1887
4,011	231,997	6,640	237,732	16,570	329,971	14,341	360,882	1888
2,453	232,139	3,140	250,300	11,157	323,346	39,127	373,630	1889
1,909	238,145	10,246	284,394	28,738	345,053	18,709	392,500	1890
4,500	274,492	5,402	279,578	17,184	363,655	11,333	392,172	1891
2,262	271,328	5,988	254,766	5,820	332,044	26,428	364,292	1892
1,088	246,061	7,617	310,354	32,524	464,449	9,854	506,827	1893
5,628	300,500	4,226	357,134	18,927	515,177	18,067	552,171	1894
2,352	349,958	4,824	360,224	12,627	469,011	11,306	492,944	1895
1,790	354,331	4,103	427,053	3,726	509,650	15,019	528,395	1896
653	421,368	5,032	433,234	7,224	500,361	7,691	515,276	1897
1,061	428,974	3,199	339,605	13,012	351,500	11,769	376,281	1898
2,288	332,019	5,298	332,998	19,549	401,237	11,537	432,323	1899
8,430	319,004	5,564	355,305	25,606	490,531	15,969	532,106	1900
5,287	341,526	8,492	325,618	46,618	536,852	20,250	603,720	1901
10,385	304,459	10,774	480,972	19,682	806,882	14,150	840,714	1902
1,466	473,121	6,385	482,523	28,188	998,279	12,445	1,038,912	1903
2,455	474,819	5,249						

* Includes 'Lathwood.'

3-4 EDWARD VII., A. 1904

No. 19 (C).—EXPORTS of Canada—

LUMBER—*JOISTS AND SCANTLING.

Year.	Quantities.				Values.			
	Great Britain.	United States.	Other Countries.	Totals.	Great Britain.	United States.	Other Countries.	Totals.
	M. Ft.	M. Ft.	M. Ft.	M. Ft.	£	£	£	£
1868					36,997	53,274	12,310	102,581
1869					93,611	71,305	16,049	180,965
1870					99,029	97,239	30,400	226,668
1871					82,940	124,995	20,788	228,723
1872					103,799	125,622	26,922	256,343
1873					117,927	95,160	38,020	251,107
1874					81,297	41,602	19,845	142,744
1875					75,892	40,890	17,693	133,875
1876					66,214	5,678	4,631	76,523
1877	11,264	1,244	718	13,226	84,193	9,745	7,152	101,090
1878	12,655	1,131	1,746	15,532	88,165	7,476	15,610	111,251
1879	10,672	9,351	1,086	21,109	58,310	58,631	10,040	126,981
1880	11,015	4,756	2,226	17,997	67,019	29,743	16,959	113,721
1881	10,421	6,547	2,150	19,118	70,605	43,021	19,099	132,725
1882	10,561	6,579	2,997	20,137	80,352	42,673	26,053	149,078
1883	6,815	6,485	2,307	15,607	47,960	46,236	21,218	115,414
1884	8,279	6,196	1,886	16,361	57,383	44,107	16,643	118,133
1885	7,198	5,911	2,522	15,631	49,994	42,765	26,816	119,575
1886	5,265	8,709	4,130	18,104	36,930	66,487	47,953	151,370
1887	5,849	6,553	1,593	13,995	38,820	50,895	16,672	106,387
1888	4,862	20,388	2,370	27,620	34,900	148,894	24,272	208,066
1889	5,163	12,230	2,617	20,010	33,191	96,250	26,832	156,273
1890	7,212	10,261	1,858	19,331	55,823	83,765	20,331	159,919
1891	5,628	12,197	2,071	19,896	38,928	98,148	23,115	160,191
1892	4,791	8,839	1,706	15,336	33,072	67,874	17,525	118,471
1893	6,211	8,198	4,547	18,956	43,198	67,382	46,143	156,723
1894	6,914	10,966	5,563	22,543	41,434	95,209	50,795	187,438
1895	6,542	13,884	2,201	22,627	46,348	117,947	20,385	184,680
1896	6,874	28,959	9,296	45,129	52,649	270,425	79,380	402,454
1897	12,749	24,461	12,786	49,996	113,448	212,245	112,281	437,974
1898	16,993	8,575	6,016	31,584	122,373	69,975	53,925	246,273
1899	15,730	8,657	4,731	29,118	109,802	78,411	46,752	234,968
1900	13,838	7,093	5,471	26,402	108,254	70,403	57,007	235,664
1901	29,270	9,242	3,341	41,853	262,791	85,869	38,490	387,150
1902	21,167	15,708	1,292	38,167	195,013	156,486	16,466	367,965
1903	30,261	10,825	3,312	44,398	290,131	121,393	39,670	451,194

* Scantling only, prior to 1889.

SESSIONAL PAPER No. 10

The Produce of the Forest—*Continued.*

LUMBER—+ PLANKS AND BOARDS.								
Quantities.				Values.				Years.
Great Britain.	United States.	Other Countries.	Totals.	Great Britain.	United States.	Other Countries.	Totals.	
M. Ft.	M. Ft.	M. Ft.	M. Ft.	\$	\$	\$	\$	
			671,025	110,154	5,734,281	796,254	6,640,689	1868
			677,859	74,345	5,644,059	972,552	6,690,956	1869
			846,882	96,028	7,053,720	1,106,851	8,256,599	1870
			829,550	59,891	6,996,959	1,299,024	8,355,874	1871
			898,209	61,819	7,036,752	1,625,824	8,724,395	1872
			901,734	41,596	9,318,692	1,996,811	11,357,099	1873
10,927	776,896	123,971	911,794	229,961	7,130,456	1,860,724	9,221,141	1874
12,584	465,610	101,492	579,686	187,769	4,623,012	1,414,000	6,224,781	1875
13,795	323,117	84,752	421,664	176,129	3,453,604	1,017,737	4,647,470	1876
24,090	319,997	81,133	425,220	333,610	3,212,728	967,069	4,513,407	1877
19,830	333,863	84,157	437,900	301,733	3,105,195	968,224	4,373,152	1878
15,419	327,946	102,661	446,026	180,916	2,914,780	1,023,500	4,119,196	1879
18,441	563,963	98,798	681,202	217,470	4,670,187	992,624	5,880,281	1880
20,900	562,827	68,894	652,621	254,527	6,083,609	763,396	7,101,532	1881
18,788	602,821	78,168	699,777	258,180	7,097,938	911,744	8,267,862	1882
11,657	537,517	82,974	632,148	140,269	6,861,052	1,020,774	8,022,095	1883
24,484	557,266	88,951	670,701	297,786	7,056,508	1,085,700	8,439,994	1884
19,156	562,542	74,202	655,900	251,070	6,956,248	846,560	8,053,878	1885
17,016	514,985	53,202	585,203	241,360	5,853,021	543,497	6,637,878	1886
12,673	508,304	59,850	580,827	155,221	6,209,023	643,193	7,007,437	1887
10,940	553,939	76,513	641,392	131,769	6,831,950	823,797	7,787,516	1888
13,437	617,688	90,775	721,900	158,443	7,187,101	996,926	8,342,470	1889
26,438	592,410	78,370	697,218	299,588	6,745,075	887,292	7,931,955	1890
14,041	686,577	75,175	775,793	162,520	7,633,262	831,130	8,626,912	1891
17,192	612,954	83,145	713,291	169,332	7,056,686	824,335	8,050,353	1892
27,127	723,639	103,680	854,446	288,244	8,313,222	1,039,217	9,640,683	1893
25,428	541,711	101,452	668,591	385,093	6,562,289	999,619	7,947,001	1894
28,426	535,573	103,724	667,723	493,486	6,054,825	859,273	7,407,584	1895
36,920	690,431	91,178	818,529	583,393	7,041,074	888,952	8,513,419	1896
63,043	887,715	123,423	1,074,181	948,090	8,612,241	1,257,581	10,817,912	1897
71,814	357,945	84,850	514,609	1,074,519	3,706,887	830,131	5,611,537	1898
93,011	421,854	134,183	649,048	1,283,396	4,352,393	1,240,434	6,876,223	1899
86,500	651,149	104,805	842,454	1,165,605	7,331,243	1,114,430	9,611,278	1900
117,074	504,579	114,042	735,695	1,532,860	6,582,695	1,264,950	9,380,505	1901
114,622	683,423	136,037	934,082	1,623,292	9,365,302	1,580,397	12,568,991	1902
98,134	724,677	131,430	951,241	1,552,756	10,571,940	1,881,092	14,005,788	1903

† Includes 'Joists' prior to 1889.

3-4 EDWARD VII., A. 1904

No. 19 (C).—EXPORTS of Canada—

LUMBER—STAVES, STANDARD AND OTHER AND HEADINGS.

Years.	Quantities.				Values.			
	Great Britain.	United States.	Other Countries.	Totals.	Great Britain.	United States.	Other Countries.	Totals.
	M.	M.	M.	M.	£	£	£	£
1868					509,987	187,240	85,969	783,196
1869				11,594	472,197	114,273	40,241	626,711
1870				10,372	427,182	101,174	62,046	590,402
1871				10,234	507,559	79,784	81,330	668,673
1872				10,210	629,840	115,978	67,010	812,828
1873				11,693	597,961	125,358	66,956	790,275
1874	3,667	3,469	803	7,939	605,455	139,616	82,226	827,297
1875	2,599	2,060	1,902	6,461	471,779	24,361	145,851	641,991
1876	2,700	1,339	962	5,001	365,466	26,827	80,802	473,095
1877	3,648	1,787	1,895	7,330	545,516	23,515	68,718	637,749
1878	2,978	2,765	1,817	7,560	362,770	20,858	59,287	442,915
1879	984	3,827	413	5,224	124,069	29,461	21,161	174,691
1880	1,159	9,467	764	11,390	140,959	40,101	29,201	209,897
1881	1,120	9,318	2,865	13,401	147,458	36,804	26,071	210,333
1882	674	30,535	759	31,968	92,509	151,018	50,490	294,017
1883	764	37,442	760	38,946	116,668	192,796	37,185	346,649
1884	415	54,206	737	55,358	57,783	256,777	19,115	333,675
1885	266	66,550	1,050	67,866	25,613	312,899	20,998	359,501
1886	99	81,087	425	81,610	9,450	329,076	6,681	345,207
1887	280	64,886	540	65,706	6,924	273,519	11,973	292,416
1888	5,960	31,786	669	38,415	39,565	160,593	9,039	209,197
1889	9,697	76,654	2,340	88,691	65,760	314,716	17,985	398,455
1890	13,080	70,165	1,021	84,266	57,862	333,836	10,876	402,574
1891	11,097	73,541	2,756	87,394	49,878	337,355	15,178	402,411
1892	7,330	84,905	1,182	93,417	34,895	416,040	8,618	459,553
1893					39,867	555,074	11,630	606,571
1894					36,640	592,998	11,439	641,077
1895					25,222	603,015	10,035	638,272
1896					87,176	604,912	9,895	701,983
1897					48,491	643,077	7,813	699,381
1898					57,227	336,539	7,317	401,083
1899					68,913	448,608	9,610	527,131
1900					65,641	475,730	8,445	549,816
1901					71,112	362,139	5,722	438,973
1902					68,124	224,092	8,831	301,047
1903					43,250	235,012	6,100	284,362

SESSIONAL PAPER No. 10

The Produce of the Forest—*Continued.*

LUMBER—ALL OTHER, N.E.S.				TOTAL LUMBER.				Years.
Values.				Values.				
Great Britain.	United States.	Other Countries.	Totals.	Great Britain.	United States.	Other Countries.	Totals.	
§	§	§	§	§	§	§	§	
2,043			2,043	4,744,513	6,103,379	946,138	11,794,030	1868
543		59	602	6,055,751	5,999,550	1,081,353	13,136,654	1869
715		299	1,014	5,671,599	7,414,653	1,272,426	14,358,678	1870
7,213		834	8,047	5,545,563	7,451,116	1,444,576	14,441,255	1871
2,808	5	25	2,838	6,036,420	7,500,699	1,763,732	15,300,851	1872
14,895	2,207	100	17,202	7,009,791	9,830,523	2,157,821	18,998,135	1873
7,806	467	214	8,487	9,025,460	7,477,548	2,630,278	18,533,286	1874
5,200	393	48	5,641	9,163,005	4,838,545	1,863,276	15,864,826	1875
25,769	61,983	278	88,030	8,613,822	3,704,052	1,196,361	13,514,235	1876
44,305	44,655	319	89,279	9,194,144	3,388,295	1,403,092	13,985,531	1877
32,238	32,755	2,856	67,849	8,326,298	3,270,637	1,466,638	13,063,573	1878
11,430	14,606	1,082	27,118	5,295,408	3,115,806	1,416,877	9,828,091	1879
22,146	23,582	174	45,902	6,027,834	4,888,901	1,474,469	12,391,204	1880
29,482	26,695	498	56,675	8,549,336	6,404,215	1,730,150	16,683,701	1881
15,934	76,559	6,752	99,245	7,323,686	7,625,410	2,261,395	17,210,491	1882
5,693	83,200	7,639	96,532	8,002,738	7,518,422	2,276,253	17,797,413	1883
18,393	139,129	5,599	163,121	8,393,584	7,837,298	2,686,939	18,817,821	1884
27,392	184,542	2,613	214,547	5,989,481	7,752,935	1,925,628	15,668,044	1885
53,151	293,440	21,732	368,323	7,370,407	6,811,396	1,534,097	15,715,900	1886
66,560	475,106	52,385	594,051	7,191,121	7,373,103	1,622,680	16,096,904	1887
90,863	517,988	439,719	1,048,570	6,422,837	8,071,747	1,672,818	16,167,402	1888
133,745	299,676	405,491	838,912	6,954,548	8,258,001	1,705,475	16,918,024	1889
93,220	251,828	428,575	773,623	9,664,950	7,813,952	1,668,936	19,147,838	1890
58,904	370,617	80,840	510,361	7,931,559	8,887,158	1,263,548	18,082,265	1891
64,168	241,211	56,361	361,740	6,702,698	8,141,120	1,270,263	16,114,081	1892
205,597	326,642	270,310	802,549	8,265,151	9,916,137	1,589,818	19,771,106	1893
30,709	209,792	180,306	420,807	8,658,018	8,417,393	1,476,107	18,551,518	1894
40,466	344,001	253,585	638,052	7,993,401	8,071,562	1,344,642	17,409,605	1895
142,619	380,515	165,134	688,268	9,266,768	9,311,868	1,394,066	19,972,702	1896
76,119	238,419	25,716	340,254	11,596,886	10,525,121	1,686,555	23,808,562	1897
112,531	147,374	4,117	264,022	12,879,349	4,928,105	1,466,098	19,273,552	1898
115,910	223,016	32,886	371,812	13,047,000	5,966,484	2,177,506	21,190,990	1899
150,113	388,862	9,874	548,849	12,804,256	9,144,275	1,658,527	23,607,058	1900
255,020	190,624	28,066	473,710	12,597,933	8,370,809	2,008,832	22,977,574	1901
196,292	159,378	17,979	373,649	11,962,723	11,300,470	2,276,888	25,540,081	1902
241,139	268,003	37,739	546,881	13,865,473	12,492,784	2,488,570	28,846,827	1903

3-4 EDWARD VII., A. 1904

No. 19 (C).—EXPORTS of Canada—

Years.	PULP Wood. BLOCKS FOR.				SHIN			
	Values.				Quantities.			
	Great Britain.	United States.	Other Countries.	Totals.	Great Britain.	United States.	Other Countries.	Totals.
	£	£	£	£	M.	M.	M.	M.
1868								127,371
1869								118,547
1870								112,128
1871								118,815
1872								109,589
1873								118,924
1874					118	115,411	19,666	135,195
1875						85,441	27,080	112,524
1876						36,388	24,571	60,959
1877						30,046	19,388	49,434
1878					1	37,160	31,672	68,833
1879					695	43,179	35,199	79,073
1880						49,123	18,238	67,361
1881						79,293	23,020	93,313
1882		Not separately stated prior to 1890.			14	77,808	21,524	99,346
1883						76,615	23,796	100,411
1884					1,734	70,348	22,869	94,951
1885					3	52,287	26,886	79,176
1886						55,197	13,957	69,154
1887						63,044	8,889	71,933
1888					20	139,366	12,452	151,838
1889					240	174,462	18,765	193,467
1890	22,808	57,197		80,005	2,651	135,415	49,735	178,801
1891	18,362	170,636		188,998		188,969	19,949	208,918
1892	36,146	183,312		219,458	3,241	276,674	10,933	290,848
1893	13,461	371,981	650	386,092		357,464	13,913	371,377
1894	24,250	369,010		393,260	4,725	365,223	18,638	388,586
1895	9,396	458,613		468,009	3,680	343,971	13,284	360,935
1896	27,580	600,285		627,865		456,679	9,952	465,731
1897	33,931	677,221		711,152		671,021	12,533	683,554
1898	34,772	876,690	579	912,041		551,640	14,119	565,759
1899	28,099	809,795	4,192	842,086	98	536,680	27,222	564,000
1900	38,370	864,677	325	902,772		593,839	15,370	609,209
1901	32,198	1,364,821		1,397,019	47,920	563,440	11,729	623,089
1902	120,445	1,194,593		1,315,038		769,495	11,665	781,160
1903		1,558,560		1,558,560		790,525	7,752	798,277

SESSIONAL PAPER No. 10

The Produce of the Forest—*Continued.*

VALUES.				SHOOKS, BOX AND OTHER.				Years.
Values.				Values.				
Great Britain.	United States.	Other Countries.	Totals.	Great Britain.	United States.	Other Countries.	Totals.	
\$	\$	\$	\$	\$	\$	\$	\$	
	190,865	66,268	257,133		84,590	395,865	480,455	1868
182	189,924	44,977	235,083		78,113	506,806	584,919	1869
32	178,619	39,591	218,242		27,432	565,434	592,866	1870
	204,357	34,054	238,411		72,473	638,464	710,937	1871
	197,684	43,746	241,430		51,365	508,753	560,118	1872
1,100	241,316	60,648	303,064		115,424	596,677	712,101	1873
310	268,304	47,441	316,055		64,856	355,208	420,064	1874
	202,071	72,469	274,540		46,718	241,912	288,630	1875
	81,669	54,398	136,067		16,838	188,328	205,166	1876
	60,581	39,262	99,843	5,500	17,911	164,290	187,701	1877
1	76,896	67,588	144,485		12,818	61,620	74,438	1878
2,053	71,556	73,737	149,346		13,511	82,388	95,899	1879
	88,755	32,690	121,445		22,876	46,634	69,510	1880
	144,553	43,891	188,444	35	29,101	40,279	69,415	1881
15	191,144	47,426	238,585		35,118	45,364	80,482	1882
	233,615	49,915	283,530	855	10,255	39,589	50,699	1883
4,229	165,922	37,833	207,984	4,270	30	25,913	30,213	1884
6	133,298	50,428	183,732	3,161	9,441	16,105	28,710	1885
	116,182	26,165	142,347	1,779	79,064	5,263	86,106	1886
	136,905	14,223	151,128	16,476	102,571	13,436	132,483	1887
25	289,005	22,163	311,193	15,499	214,800	12,957	243,256	1888
240	368,312	36,128	404,680	11,064	363,340	21,630	399,034	1889
6,685	296,933	37,254	340,872	23,113	141,327	34,063	198,503	1890
	400,891	38,038	438,929	41,667	121,105	38,944	201,716	1891
7,536	375,883	16,446	599,865	42,784	75,910	46,359	165,053	1892
	734,158	21,655	755,813	32,934	48,218	38,060	119,212	1893
7,681	716,225	30,837	754,743	34,875	38,408	31,956	105,239	1894
7,361	637,992	22,038	687,391	75,456	44,557	33,593	153,606	1895
	886,103	13,438	899,541	63,099	37,047	25,464	125,610	1896
	1,184,083	17,283	1,201,366	38,546	18,037	24,043	80,626	1897
	973,807	20,499	994,306	83,400	20,905	13,129	117,434	1898
654	939,243	36,256	976,153	164,976	36,077	24,107	225,160	1899
	1,109,296	22,210	1,131,506	121,713	59,899	69,745	251,357	1900
88,782	1,037,335	19,333	1,145,450	211,420	95,738	69,240	376,398	1901
	1,505,850	19,536	1,525,386	221,402	62,656	86,347	370,405	1902
	1,596,181	13,962	1,610,143	270,731	73,604	95,837	440,172	1903

3-4 EDWARD VII., A. 1904

No. 19 (C).—EXPORTS of Canada—

Years.	SLEEPERS AND RAILROAD TIES.							
	Quantities.			Values.				
	Great Britain.	United States.	Other Countries.	Totals.	Great Britain.	United States.	Other Countries.	Totals.
Pcs.	Pcs.	Pcs.	Pcs.	£	£	£	£	
1868				630,810	30,174	92,650	10	122,834
1869				482,620	9,482	71,641		81,123
1870				543,789	8,529	94,785	745	104,059
1871				1,156,270	340	217,281		217,621
1872				936,326	4,060	188,838	1,800	194,698
1873				1,659,718	6,606	381,733	3,323	391,662
1874		1,869,547		1,869,547		469,443		469,443
1875		965,523	60,503	966,026		196,066	12,338	208,404
1876	1,569	863,191	1,549	866,300	560	173,483	248	174,291
1877	7,296	998,590		915,886	28,534	165,508		194,042
1878	10,331	903,165	690	914,186	65,601	165,897	138	231,636
1879	2,736	1,997,849		1,010,585	1,040	190,036		191,076
1880	26,338	879,610	7,348	913,296	31,701	159,996	1,800	184,497
1881	10,804	3,641,147	4	3,651,955	25,791	298,776	1	324,568
1882	47,207	2,634,006	62,635	2,743,848	50,739	571,196	15,974	637,969
1883	31,555	2,074,930	20,183	2,126,668	62,606	484,769	6,953	554,328
1884	56,571	1,367,348	5,400	1,429,319	71,413	343,092	808	415,313
1885	45,106	712,935	2,406	760,435	55,417	142,049	360	197,826
1886	21,106	1,337,292		1,358,398	106,052	261,405		367,457
1887	17,275	1,779,985		1,797,260	20,672	335,274		355,946
1888	3,950	2,622,313		2,626,263	5,129	514,789		519,918
1889	3,812	2,399,873		2,403,685	765	469,793		470,558
1890	4,360	1,682,460		1,686,820	6,726	296,913		303,639
1891	2,547	1,603,169		1,605,716	2,992	307,684		310,676
1892		1,467,356	106	1,467,462		259,384	83	259,467
1893	7,226	1,403,472	3	1,410,701	2,247	212,632	13	214,892
1894		819,254		819,254		131,765		131,765
1895		825,640	53,503	881,143		127,019	3,189	130,208
1896	12,466	1,275,195		1,287,661	5,368	208,254		213,622
1897	16,816	1,309,122		1,325,938	7,851	221,929		229,780
1898	20,655	681,155		701,810	5,006	96,185		101,191
1899	15,711	513,357		529,068	4,776	79,529		84,305
1900	24,325	1,272,678		1,297,003	1,899	220,007		221,906
1901	30,368	799,760	4,689	834,817	8,848	142,658	703	152,209
1902	31,366	835,457	1,977	868,800	13,408	168,315	445	182,198
1903	6,529	962,978	500	970,007	2,634	267,750	500	210,884

SESSIONAL PAPER No. 10

The Produce of the Forest—*Continued.*

TIMBER, SQUARE—BIRCH.								Year.
Quantities.				Values.				
Great Britain.	United States.	Other Countries.	Totals.	Great Britain.	United States.	Other Countries.	Totals.	
Tons.	Tons.	Tons.	Tons.	\$	\$	\$	\$	
			23,183	163,609	254	493	164,356	1868
			31,377	222,018	281	1,005	223,304	1865
			30,044	211,010	20	1,576	212,606	1870
			28,192	182,462	1,977	1,940	186,379	1871
			25,394	171,215	1,647	183	173,045	1872
			30,750	237,173	3,738	1,153	242,064	1873
			43,968	395,067	10,310	419	405,796	1874
41,329	2,576	72	54,194	454,581	2,470	1,048	458,099	1875
53,640	348	206	54,194	454,581	2,470	1,048	458,099	1875
51,773	991	413	53,177	241,170	8,804	2,900	252,874	1876
41,767	60	459	42,286	293,363	600	2,360	296,323	1877
30,748	60	344	31,152	214,036	155	2,095	216,286	1878
20,914	10	263	21,187	124,846	30	1,744	126,620	1879
33,957		495	34,452	223,854		3,019	226,873	1880
36,511		144	36,655	254,363		863	255,826	1881
24,999	132	229	25,360	166,856	1,289	1,936	170,081	1882
24,904	66	385	25,355	191,455	480	2,410	194,345	1883
42,109	30	257	42,396	299,730	112	1,362	301,204	1884
31,223	129	451	31,803	241,934	1,373	2,724	246,031	1885
37,436	106	193	37,735	263,296	828	1,149	265,273	1886
18,843	43	61	18,947	132,174	262	500	132,936	1887
18,698		10	18,708	136,585		132	136,717	1888
19,441	160	109	19,710	158,992	823	516	160,331	1889
28,126	210	34	28,370	233,639	840	155	234,634	1890
23,780	400	223	24,403	190,403	600	1,474	192,477	1891
29,329		9	29,338	235,039		36	235,075	1892
25,950		722	26,672	207,695		4,301	211,996	1893
16,788	7	13	16,808	127,468	84	39	127,591	1894
14,813	20	8	14,841	111,176	88	41	111,305	1895
26,777	132	60	26,969	226,335	945	435	227,715	1896
23,778	24	448	24,250	192,142	120	1,518	194,080	1897
15,987	45	105	16,137	140,948	338	1,279	142,565	1898
25,716	163	282	26,161	201,681	991	1,514	204,186	1899
22,147	2,511	92	24,750	209,270	18,065	1,089	228,424	1900
24,475	648	64	25,187	213,123	5,430	655	219,208	1901
10,481	41	75	10,597	103,683	430	754	104,867	1902
19,616	15	32	19,663	203,971	164	555	204,690	1903

3-4 EDWARD VII., A. 1904

No. 19 (C).—EXPORTS of Canada—

TIMBER, SQUARE—ELM.

Years.	Quantities.				Values.			
	Great Britain.	United States.	Other Countries.	Totals.	Great Britain.	United States.	Other Countries.	Totals.
	Tons.	Tons.	Tons.	Tons.	£	£	£	£
1868				33,657	305,292	806	3,420	309,518
1869				35,965	318,107	763	232	319,102
1870				33,498	306,813	5,530	1,659	313,982
1871				27,456	260,816	6,585	328	267,729
1872				23,431	226,836	2,205	718	229,849
1873				22,401	260,029	779	6,768	267,576
1874	27,625	45	26	27,696	394,415	135	290	394,840
1875	25,651	852	126	26,629	377,126	9,871	2,512	389,509
1876	20,908		32	20,940	230,937		417	231,354
1877	26,849		70	26,919	323,877		812	324,689
1878	19,999	255	47	20,301	224,652	2,079	564	226,695
1879	8,292	20	303	8,615	94,107	140	3,447	97,694
1880	14,491		177	14,578	154,733		1,912	156,645
1881	28,612	210	83	28,905	373,984	560	1,066	375,610
1882	15,861	1,271	333	17,465	197,686	4,917	3,957	206,560
1883	22,189	365	276	22,830	273,422	1,120	2,280	276,822
1884	16,237		66	16,303	214,90		1,043	215,943
1885	18,028			18,028	257,168			257,168
1886	19,653		14	19,667	259,528		240	259,768
1887	9,842	6	375	10,223	120,376	58	4,205	124,639
1888	8,286	5	126	8,417	99,412	25	1,545	100,982
1889	13,198		20	13,218	174,038		222	174,260
1890	17,582	8	748	18,338	244,968	104	10,621	255,693
1891	14,344	13		14,357	188,360	193		188,553
1892	14,480	65		14,545	198,434	193		198,627
1893	14,331		36	14,367	189,808		554	190,362
1894	10,478			10,478	140,367			140,367
1895	12,214		25	12,239	158,566		470	159,036
1896	14,095		194	14,289	184,712		2,566	187,278
1897	12,095		12	12,107	170,549		140	170,689
1898	12,313	16	388	12,717	170,468	136	4,742	175,346
1899	15,327			15,327	221,663			221,663
1900	10,389	20	135	10,544	158,254	249	2,212	160,715
1901	12,815	313		13,128	216,693	3,511		220,204
1902	13,014	24	79	13,117	246,025	448	1,780	248,253
1903	13,674		359	14,033	295,364		9,494	304,858

SESSIONAL PAPER No. 10

The Produce of the Forest—*Continued.*

TIMBER, SQUARE—OAK.

Quantities.				Values.				Years.
Great Britain.	United States.	Other Countries.	Totals.	Great Britain.	United States.	Other Countries.	Totals.	
Tons.	Tons.	Tons.	Tons.	\$	\$	\$	\$	
			63,841	593,676	75,109	55,125	723,911	1868
			67,954	735,601	42,801	42,087	820,489	1869
			68,659	696,039	61,356	49,142	806,537	1870
			94,751	1,189,602	81,546	79,673	1,359,821	1871
			88,712	1,151,501	64,249	64,670	1,280,420	1872
			83,174	1,125,256	81,120	36,108	1,242,484	1873
71,631	15,511	3,283	90,425	1,456,483	81,556	56,060	1,594,099	1874
77,073	1,438	3,448	81,959	1,554,048	12,918	65,698	1,632,664	1875
62,439	3,058	1,455	66,952	1,050,067	16,303	26,640	1,093,010	1876
88,388	1,560	4,979	94,927	1,501,020	9,956	86,695	1,597,671	1877
62,047	965	5,876	68,888	994,616	6,173	95,757	1,096,546	1878
20,064	324	6,391	26,779	308,193	3,322	97,006	408,521	1879
37,367	1,068	4,675	43,110	526,939	7,648	57,496	592,083	1880
62,269	3,986	912	67,167	1,168,701	23,973	15,931	1,208,605	1881
35,449	399	1,781	37,629	707,728	5,327	35,054	748,109	1882
47,562	103	137	47,802	972,472	472	3,386	976,330	1883
43,310	647	244	44,201	876,342	8,853	5,302	890,497	1884
27,554	822	990	29,366	552,082	4,607	18,886	575,575	1885
36,407	11	74	36,492	703,725	205	1,056	704,986	1886
19,995	316	585	20,896	381,898	4,188	10,990	397,076	1887
21,123	83	156	21,362	413,415	608	3,292	417,315	1888
25,942	28	20	25,990	551,071	364	440	551,875	1889
40,245	48	386	40,679	847,915	502	10,069	858,486	1890
24,856	4	412	25,272	514,385	75	7,538	521,998	1891
20,495		358	20,853	423,777		7,424	431,201	1892
23,755		50	23,805	507,529		1,109	508,638	1893
25,333	5		25,338	570,609	66		570,675	1894
17,970		21	17,991	395,015		1,260	396,275	1895
27,669		37	27,706	583,229		722	583,951	1896
30,105	20	8	30,133	515,182	1,200	162	516,544	1897
26,395	14	56	26,465	605,784	270	670	606,724	1898
25,490		102	25,592	554,472		2,420	556,892	1899
13,562		108	13,670	279,219		1,079	280,298	1900
11,152	96	111	11,359	210,667	841	1,900	213,408	1901
15,221	89		15,310	354,759	1,193		355,952	1902
16,318	22		16,340	412,641	447		413,088	1903

3-4 EDWARD VII., A. 1904

No. 19 (C).—EXPORTS of Canada—

TIMBER, SQUARE—WHITE PINE,

Years.	Quantities.				Values.			
	Great Britain.	United States.	Other Countries.	Totals.	Great Britain.	United States.	Other Countries.	Totals.
	Tons.	Tons.	Tons.	Tons.	£	£	£	£
1868				455,837	2,317,474	120,890	29,265	2,467,629
1869				431,814	2,581,287	61,521	12,449	2,655,257
1870				374,561	2,797,438	83,737	13,906	2,805,081
1871				356,364	3,265,417	70,884	12,860	3,349,161
1872				433,826	4,078,129	56,672	21,173	4,155,974
1873				380,554	3,837,466	116,808	19,244	3,973,518
1874	243,235	2,329	10,807	256,371	2,651,724	33,572	55,262	2,740,558
1875	338,976	6,524	3,673	349,173	3,460,850	39,091	44,314	3,544,255
1876	282,753	5,896	792	289,441	2,908,641	27,782	6,837	2,943,260
1877	408,698	1,637	1,759	412,094	4,211,752	9,095	14,633	4,235,480
1878	292,108	1,409	3,008	296,516	2,766,961	6,296	25,215	2,798,472
1879	126,259	141	1,078	127,478	1,977,478	848	7,752	1,986,078
1880	144,253	2,327	2,221	148,801	1 175,751	23,598	14,900	1,214,159
1881	330,079	2,709	1,365	334,153	3,506,641	9,677	7,999	3,524,317
1882	182,841	10,881	1,257	194,979	2,153,839	24,335	10,671	2,188,845
1883	210,825	2,995	179	213,999	2,837,159	13,991	1,758	2,852,908
1884	249,745	1,450	102	251,297	3,160,812	7,064	360	3,168,236
1885	168,443	3,188	1,592	173,223	1,984,523	19,108	15,679	2,019,310
1886	167,356	270	13	167,639	1,748,055	2,226	248	1,750,529
1887	104,050		510	104,560	1,325,246		5,787	1,331,033
1888	122,784	262	250	123,296	1,480,771	2,887	2,874	1,486,532
1889	149,065	143	463	149,671	2,005,457	2,695	6,954	2,014,506
1890	173,479	60	1,721	175,260	2,659,847	450	47,629	2,698,926
1891	138,736	77	472	139,285	1,952,083	900	6,214	1,959,197
1892	118,454	162	12	118,628	1,572,138	1,542	138	1,573,818
1893	97,416	192	18	97,656	1,367,071	1,728	172	1,368,971
1894	109,098	154	60	109,312	1,566,060	2,195	580	1,568,835
1895	70,181	30	52	70,263	1,036,730	182	784	1,037,696
1896	91,106	27	147	91,280	1,514,760	432	2,850	1,518,042
1897	88,194	273		88,467	1,281,468	2,225		1,283,693
1898	86,331		330	86,661	1,530,379		5,688	1,536,067
1899	96,564	319	810	97,693	1,338,009	3,169	15,476	1,356,654
1900	72,842	206	60	73,108	1,182,048	2,041	873	1,184,962
1901	48,690	454	250	49,394	880,669	6,040	4,650	891,359
1902	46,446	988	252	47,686	906,747	10,298	6,750	923,795
1903	57,786	621	225	58,632	1,294,716	9,041	6,800	1,310,557

SESSIONAL PAPER No. 10

The Produce of the Forest—*Continued.*

TIMBER, SQUARE—ALL OTHER, N.E.S.								Years.
Quantities.				Values.				
Great Britain.	United States.	Other Countries.	Totals.	Great Britain.	United States.	Other Countries.	Totals.	
Tons.	Tons.	Tons.	Tons.	\$	\$	\$	\$	
			74,410	478,787	7,394	8,952	495,133	1868
			64,201	442,987	2,722	17,648	463,357	1869
				373,968	8,838	4,583	387,389	1870
			62,043	459,411	12,635	2,494	474,540	1871
			57,492	455,214	9,185	6,225	470,624	1872
			50,496	475,894	11,792	2,800	490,486	1873
			30,171	330,298	20,402	2,360	353,060	1874
27,430	2,637	104	56,329	557,378	9,866	1,736	568,980	1875
53,864	2,283	182	56,502	471,695	30,673	1,889	504,257	1876
49,987	6,341	174	74,966	601,834	4,352	5,809	611,995	1877
73,384	768	814	47,310	356,304	9,613	10,599	376,516	1878
44,949	1,490	871	26,452	195,889	3,032	4,903	203,824	1879
25,086	707	659	28,327	220,617	12,192	3,806	236,645	1880
26,400	1,438	489						
51,979	4,748	26	56,753	532,661	8,209	358	541,228	1881
32,381	4,348	1,024	38,753	365,518	17,118	9,683	392,319	1882
37,725	3,121	281	41,127	395,255	18,998	2,698	416,951	1883
40,419	1,331	1,054	42,804	402,562	9,488	11,627	423,677	1884
27,779	625	240	28,644	310,427	3,675	2,100	316,202	1885
27,069	343	13	27,425	289,734	2,187	143	292,064	1886
15,563	611	188	16,362	198,294	6,169	2,238	206,701	1887
18,049	520	112	18,681	239,098	2,017	1,376	242,491	1888
18,650	503	119	19,272	220,418	6,083	958	227,459	1889
23,436	314	644	24,394	297,131	2,595	6,405	306,131	1890
17,960	345	87	18,392	218,530	2,459	1,076	222,065	1891
14,194	931	296	15,421	145,803	4,119	2,313	152,235	1892
13,875	1,087	901	15,863	153,619	8,281	9,507	171,407	1893
14,214	1,328	2,415	17,957	165,400	6,634	11,040	183,074	1894
9,082	1,488	53	10,623	111,308	7,619	1,020	119,947	1895
16,406	984	97	17,487	203,775	5,451	1,205	210,431	1896
8,179	2,180	117	10,476	99,372	24,102	588	124,062	1897
8,236	1,218	121	9,575	104,172	13,647	1,465	119,284	1898
10,322	150	41	10,513	134,107	1,721	452	136,280	1899
18,883	1,213	512	20,608	141,177	16,057	2,113	159,347	1900
21,501	4,406	144	26,051	342,185	42,149	1,432	385,766	1901
7,742	1,468	398	9,608	115,162	14,041	5,509	134,712	1902
16,014	690	209	16,913	307,481	6,890	4,100	318,471	1903

3-4 EDWARD VII., A. 1904

No. 19 (C).—EXPORTS of Canada—

TOTAL TIMBER, SQUARE.

Years.	Quantities.				Values.			
	Great Britain.	United States.	Other Countries.	Totals.	Great Britain.	United States.	Other Countries.	Totals.
	Tons.	Tons.	Tons.	Tons.	£	£	£	£
1868				650,928	3,858,838	204,453	97,256	4,160,547
1869				631,311	4,300,090	108,088	73,421	4,481,509
1870					4,295,268	159,481	70,846	4,525,595
1871				568,806	5,357,708	173,627	97,295	5,628,630
1872				628,765	6,082,895	134,048	92,969	6,309,912
1873				567,375	5,935,818	214,237	66,073	6,216,128
1874	111,241	23,098	14,292	448,631	5,227,987	145,975	114,391	5,488,353
1875	549,204	11,445	7,635	568,284	6,403,983	74,216	115,308	6,593,507
1876	447,860	16,286	2,866	467,012	4,902,510	83,562	38,683	5,024,755
1877	639,086	4,925	8,081	651,192	6,931,846	24,003	110,309	7,066,158
1878	449,849	4,170	10,148	464,167	4,555,969	24,316	134,230	4,714,515
1879	200,615	1,292	8,694	210,511	1,800,513	7,372	114,852	1,922,737
1880	256,378	4,833	8,057	269,268	2,301,924	43,348	81,133	2,426,465
1881	509,450	11,653	2,530	523,633	5,836,950	42,419	26,217	5,905,586
1882	292,531	17,031	4,624	314,186	3,591,627	52,986	61,301	3,705,914
1883	343,205	6,650	1,258	351,113	4,669,763	35,061	12,532	4,717,356
1884	391,820	3,458	1,723	397,001	4,954,346	25,517	19,694	4,999,557
1885	273,927	4,764	3,273	281,964	3,346,134	28,763	39,389	3,414,286
1886	287,921	730	307	288,958	3,264,338	5,446	2,836	3,272,620
1887	168,293	976	1,719	170,988	2,157,988	10,677	23,726	2,192,385
1888	188,940	870	654	190,464	2,369,281	5,537	9,219	2,384,037
1889	226,296	834	731	227,861	3,109,976	9,365	9,090	3,128,431
1890	282,868	640	3,533	287,041	4,274,500	4,491	74,879	4,353,870
1891	219,676	839	1,194	221,709	3,063,761	4,227	16,302	3,084,290
1892	196,952	1,158	675	198,785	2,575,191	5,854	9,911	2,590,956
1893	175,357	1,279	1,727	178,363	2,425,722	10,009	15,643	2,451,374
1894	175,911	1,494	2,488	179,893	2,569,904	8,979	11,659	2,590,542
1895	124,260	1,538	159	125,957	1,812,795	7,889	3,575	1,824,259
1896	176,053	1,143	535	177,731	2,712,811	6,828	7,778	2,727,417
1897	162,751	2,497	585	165,833	2,258,713	27,647	2,708	2,289,068
1898	149,262	1,293	1,000	151,555	2,551,751	14,391	13,844	2,579,986
1899	173,419	632	1,235	175,286	2,449,932	5,881	19,862	2,475,675
1900	137,823	3,950	907	142,680	1,969,968	36,412	7,366	2,013,746
1901	118,633	5,917	569	125,119	1,863,337	57,971	8,637	1,929,945
1902	92,964	2,610	804	96,318	1,726,376	26,410	14,793	1,767,579
1903	123,408	1,348	825	125,581	2,514,173	16,542	20,940	2,551,664

SESSIONAL PAPER No. 10

The Produce of the Forest—*Concluded.*

ALL OTHER ARTICLES, N.E.S.				TOTALS.				Years
Values.				Values.				
Great Britain.	United States.	Other Countries.	Totals.	Great Britain.	United States.	Other Countries.	Totals.	
\$	\$	\$	\$	\$	\$	\$	\$	
161,864	340,344	39,668	541,876	9,354,244	7,842,526	1,545,855	18,742,625	1868
162,705	343,454	50,632	556,791	11,151,161	7,515,075	1,757,646	20,423,882	1869
126,471	346,609	52,050	525,130	10,600,994	8,925,122	2,007,184	21,533,300	1870
122,115	457,271	52,820	632,206	11,631,710	9,158,603	2,272,910	23,063,223	1871
138,661	486,942	54,893	680,496	12,776,984	9,215,403	2,467,490	24,459,877	1872
111,914	999,146	70,708	1,181,768	13,720,644	12,622,959	2,955,314	29,298,917	1873
145,660	663,923	41,511	851,094	14,928,878	9,719,946	2,588,955	27,237,779	1874
210,215	593,317	58,077	861,609	16,303,818	6,402,847	2,363,745	25,070,410	1875
96,599	172,633	31,544	300,776	14,029,090	4,793,065	1,511,075	20,333,230	1876
71,682	192,539	32,810	297,031	16,737,568	4,522,508	1,750,173	23,010,249	1877
65,497	129,795	26,579	221,871	13,271,372	4,481,053	1,759,150	19,511,575	1878
22,375	174,812	9,881	207,071	7,328,313	4,231,484	1,701,662	13,261,459	1879
34,423	441,617	10,441	486,481	8,673,336	6,532,418	1,648,753	16,854,507	1880
70,418	428,384	8,908	507,710	14,758,890	8,349,844	1,851,278	24,960,012	1881
57,097	639,153	10,304	706,554	11,349,866	10,192,933	2,448,256	23,991,055	1882
49,056	652,346	24,490	725,892	13,027,337	9,916,040	2,427,349	25,370,726	1883
95,303	525,113	12,012	632,428	13,742,663	9,883,749	2,184,745	25,811,157	1884
43,143	375,772	15,315	434,230	9,577,581	9,355,736	2,056,391	20,989,708	1885
36,274	422,303	11,181	469,758	10,899,727	8,545,406	1,589,478	21,034,611	1886
25,186	498,724	10,046	533,956	9,445,491	9,353,506	1,685,749	20,484,746	1887
10,828	551,778	16,451	579,057	8,932,177	10,622,338	1,748,299	21,302,814	1888
25,277	512,893	11,907	550,077	10,197,529	11,043,023	1,802,455	23,043,007	1889
38,916	529,218	5,090	573,224	14,098,865	10,247,640	1,832,631	26,179,136	1890
13,215	603,749	8,644	625,608	11,146,282	11,763,058	1,372,675	21,282,015	1891
26,192	518,535	9,872	554,599	9,453,768	11,472,306	1,355,670	22,281,744	1892
23,877	487,619	11,084	522,580	10,821,082	13,859,960	1,678,868	26,359,910	1893
17,952	437,960	18,449	474,361	11,475,692	13,308,196	1,571,560	26,355,448	1894
16,000	464,245	22,262	502,507	9,975,833	12,482,969	1,432,364	23,891,166	1895
43,625	356,975	16,400	417,000	12,186,806	13,528,047	1,460,833	27,175,686	1896
50,891	398,616	30,233	479,740	14,059,585	15,435,759	1,763,385	31,258,729	1897
43,480	378,155	19,328	440,963	15,638,549	9,336,252	1,536,738	26,511,539	1898
35,438	339,946	56,826	432,210	15,777,996	9,921,704	2,321,829	28,021,529	1899
56,364	436,094	39,494	531,952	15,058,036	12,805,139	1,800,493	29,663,668	1900
377,199	371,886	25,118	774,203	15,662,749	12,190,617	2,156,491	30,009,857	1901
47,613	520,774	47,171	615,558	14,154,467	15,517,528	2,447,434	32,119,429	1902
24,977	432,135	40,094	497,206	16,742,435	16,977,232	2,666,348	36,386,015	1903

3-4 EDWARD VII., A. 1904

No. 19 (D).—Exports of Canada—

Years.	ANIMALS, LIVING—HORSES.							
	Quantities.				Values.			
	Great Britain.	United States.	Other Countries.	Totals.	Great Britain.	United States.	Other Countries.	Totals.
No.	No.	No.	No.	§	§	§	§	
1868				7,175	584,658	5,396	590,054	
1869				10,355	853,959	5,215	859,174	
1870				16,461	1,452,421	5,690	1,458,111	
1871				15,293	1,431,759	5,575	1,437,464	
1872				11,997	1,209,374	6,015	1,215,389	
1873				8,782	912,856	9,397	922,233	
1874		5,252	147	5,399	560,349	10,195	570,544	
1875		4,130	252	4,382	442,027	18,645	460,672	
1876		4,094	205	4,299	427,343	14,995	442,338	
1877	554	7,496	256	8,306	668,467	18,040	779,222	
1878	1,743	12,213	223	14,179	268,706	985,897	1,273,728	
1879	1,247	15,104	278	16,629	178,653	1,180,461	1,376,794	
1880	510	20,594	289	21,393	65,843	1,793,616	1,880,379	
1881	21	21,583	389	21,993	3,750	2,061,567	2,094,037	
1882	42	20,636	242	20,920	10,930	2,296,077	2,326,637	
1883	49	12,635	335	13,019	9,678	1,597,611	1,633,291	
1884	224	11,123	248	11,595	18,728	1,574,906	1,617,829	
1885	12	11,681	285	11,978	2,650	1,524,023	1,554,629	
1886	121	16,113	291	16,525	19,279	2,104,355	2,147,584	
1887	329	18,225	225	18,779	38,230	2,214,338	2,268,833	
1888	246	19,925	226	20,397	36,750	2,402,371	2,458,231	
1889	164	17,277	326	17,767	26,975	2,113,782	2,170,722	
1890	125	16,118	307	16,550	17,925	1,887,895	1,936,073	
1891	1,222	9,957	479	11,658	156,254	1,215,022	1,417,244	
1892	1,369	9,261	433	11,063	214,785	1,094,461	1,354,027	
1893	1,946	10,606	667	13,219	274,310	1,123,339	1,461,157	
1894	3,510	4,490	734	8,734	400,507	480,525	945,660	
1895	7,430	6,664	650	14,744	747,767	510,765	1,312,676	
1896	17,179	4,021	652	21,852	1,729,508	328,338	2,113,095	
1897	13,720	3,696	577	17,993	1,357,472	307,906	1,710,922	
1898	11,479	2,457	413	14,349	1,160,367	307,124	1,497,444	
1899	5,810	6,284	290	12,384	591,200	283,533	898,063	
1900	5,044	1,527	3,482	10,053	517,641	222,625	1,166,981	
1901	2,113	2,088	3,378	7,609	230,295	327,294	910,273	
1902	4,508	1,879	6,300	12,687	435,155	345,048	1,457,173	
1903	1,638	1,907	333	3,878	224,845	340,239	595,921	

SESSIONAL PAPER No. 10

Animals and their Produce.

ANIMALS, LIVING—HORNEO CATTLE.								Years.
Quantities.				Values.				
Great Britain.	United States.	Other Countries.	Totals.	Great Britain.	United States.	Other Countries.	Totals.	
No.	No.	No.	No.	\$	\$	\$	\$	
			44,442		999,378	100,562	1,099,940	1868
			65,251		1,348,844	78,917	1,427,761	1869
			107,731		2,922,610	84,268	3,006,878	1870
			79,613		2,208,259	70,295	2,278,554	1871
			22,438		540,179	91,049	631,228	1872
			25,637		555,552	100,042	655,594	1873
63	36,671	2,889	39,623	142,280	724,254	84,735	951,269	1874
455	34,651	3,862	38,968	33,471	672,060	117,991	823,522	1875
638	20,809	3,910	25,357	83,250	404,381	113,517	601,148	1876
4,007	13,851	4,798	22,656	315,230	268,317	132,203	715,750	1877
7,433	17,657	4,835	29,925	686,700	330,562	135,072	1,152,334	1878
20,587	21,316	4,666	46,569	1,571,211	402,799	122,686	2,096,696	1879
32,680	16,044	6,220	54,944	2,292,161	287,057	185,219	2,764,437	1880
49,409	7,323	5,545	62,277	3,157,009	154,851	153,011	3,464,871	1881
41,519	15,914	4,673	62,106	2,706,051	423,807	126,472	3,256,330	1882
37,894	23,280	5,222	66,396	3,209,176	516,585	172,267	3,898,028	1883
53,962	30,593	4,708	89,263	4,631,767	893,759	155,556	5,681,082	1884
69,446	67,758	5,799	143,003	5,752,248	1,411,642	213,887	7,377,777	1885
60,549	25,338	5,979	91,866	4,998,327	633,094	193,767	5,825,188	1886
63,622	45,765	6,887	116,274	5,344,375	887,756	254,587	6,486,718	1887
54,248	40,047	6,452	100,747	4,123,873	648,178	240,662	5,012,713	1888
60,000	37,360	5,559	102,919	4,992,161	488,266	227,699	5,708,126	1889
66,965	7,840	6,649	81,454	6,565,315	104,623	279,479	6,949,417	1890
107,689	2,763	7,309	117,761	8,425,396	26,975	320,128	8,772,499	1891
101,426	551	5,202	107,179	7,481,613	21,327	246,009	7,748,949	1892
99,904	402	6,918	107,224	7,402,208	11,032	331,843	7,745,083	1893
80,531	256	5,270	86,057	6,316,373	3,771	179,453	6,499,597	1894
85,863	882	7,057	93,802	6,797,615	19,216	303,992	7,120,823	1895
97,042	1,646	5,763	104,451	6,816,361	8,870	257,311	7,082,542	1896
120,063	35,998	5,308	161,369	6,454,313	509,138	165,937	7,159,388	1897
122,106	87,905	2,999	213,010	7,403,990	1,239,448	79,854	8,723,292	1898
115,476	92,834	3,537	211,847	7,129,430	1,298,170	95,235	8,522,835	1899
115,056	86,989	3,479	205,524	7,579,080	1,401,137	100,559	9,080,776	1900
119,050	46,244	3,985	169,279	8,028,476	891,340	144,746	9,064,562	1901
148,927	31,743	3,803	184,473	9,742,738	787,864	133,217	10,663,819	1902
161,170	10,432	5,178	176,780	10,842,438	292,288	207,906	11,342,632	1903

3-4 EDWARD VII., A. 1904

No. 19 (D).—Exports of Canada—

Years.	ANIMALS, LIVING—SHEEP.							
	Quantities.				Values.			
	Great Britain.	United States.	Other Countries.	Totals.	Great Britain.	United States.	Other Countries.	Totals.
	No.	No.	No.	No.	£	£	£	£
1868				102,433		219,114	14,501	233,615
1869				195,682		442,364	12,204	454,568
1870				147,375		375,340	13,417	388,757
1871				313,619		819,688	9,674	829,362
1872				353,178		1,000,036	15,241	1,015,277
1873				315,832		943,200	14,521	957,721
1874		248,208	3,873	252,081		689,888	12,676	702,564
1875		236,808	5,630	242,438		617,632	19,929	637,561
1876		135,514	5,673	141,187		487,000	20,538	507,538
1877	3,170	198,820	7,909	209,899	21,968	536,648	24,404	583,020
1878	11,985	223,822	7,182	242,989	68,402	609,103	21,832	699,337
1879	54,421	246,573	7,099	308,093	333,531	636,174	24,340	988,045
1880	109,506	279,202	10,038	398,746	625,232	771,128	26,470	1,422,830
1881	80,222	264,812	9,121	354,155	594,596	748,945	28,586	1,372,127
1882	71,556	233,602	6,511	311,669	510,152	700,564	18,241	1,228,957
1883	72,038	228,541	7,895	308,474	632,386	723,655	32,015	1,388,056
1884	105,661	192,244	6,498	304,403	919,495	596,724	28,386	1,544,605
1885	51,355	274,962	8,726	335,043	456,136	773,491	31,444	1,261,071
1886	36,411	313,201	9,795	359,407	317,987	829,884	34,370	1,182,241
1887	68,545	363,046	11,904	443,495	568,433	974,482	49,252	1,592,167
1888	30,421	353,999	10,654	395,074	211,881	1,027,410	36,755	1,276,046
1889	43,477	307,775	8,879	360,131	303,009	918,334	41,782	1,263,125
1890	57,006	251,640	7,255	315,931	486,299	761,565	26,483	1,274,347
1891	49,732	244,996	13,619	299,347	344,405	759,081	42,979	1,146,465
1892	32,569	290,074	6,784	329,427	288,145	1,073,200	23,801	1,385,146
1893	14,821	337,718	7,970	360,509	133,222	1,088,814	25,819	1,247,855
1894	17,581	207,847	7,933	233,361	163,075	642,231	27,360	832,666
1895	137,889	146,783	7,979	291,751	1,253,399	346,746	24,442	1,624,587
1896	219,810	162,775	8,905	391,490	1,721,250	394,949	35,084	2,151,283
1897	78,496	224,837	10,977	313,410	361,705	602,894	37,412	1,002,011
1898	71,768	270,200	9,821	351,789	396,422	841,920	33,735	1,272,077
1899	62,495	334,890	7,937	405,322	333,736	1,176,687	30,434	1,540,857
1900	79,254	374,512	6,178	459,944	475,508	1,397,997	29,507	1,894,012
1901	77,632	308,820	8,229	394,681	435,335	1,158,069	32,298	1,625,702
1902	92,734	245,432	10,277	348,443	525,336	908,892	49,298	1,483,526
1903	114,392	278,506	8,545	401,443	656,887	961,109	37,685	1,655,681

SESSIONAL PAPER No. 10

Animals and their Produce—*Continued.*

ANIMALS, LIVING—ALL OTHER, N. E. S.				TOTAL ANIMALS, LIVING.				Years.
Values.				Values.				
Great Britain.	United States.	Other Countries.	Totals.	Great Britain.	United States.	Other Countries.	Totals.	
\$	\$	\$	\$	\$	\$	\$	\$	
229	85,709	1,206	87,144	229	1,888,859	121,665	2,010,753	1868
181	170,513	1,071	171,765	181	2,815,680	97,407	2,913,268	1869
.....	334,823	1,724	336,547	5,085,194	105,099	5,190,293	1870
.....	149,664	6,109	155,773	130	4,609,370	91,653	4,701,153	1871
.....	102,928	5,102	108,030	2,852,517	117,407	2,969,924	1872
.....	171,969	1,504	173,473	2,583,557	125,464	2,709,021	1873
.....	133,198	2,920	136,118	142,280	2,107,689	110,526	2,360,495	1874
.....	197,903	3,964	202,039	33,643	1,929,622	160,529	2,123,794	1875
1,149	84,443	3,266	88,858	84,399	1,403,167	152,316	1,639,882	1876
584	56,800	2,730	60,114	430,497	1,530,232	177,377	2,138,106	1877
15,325	71,379	3,999	90,703	1,039,133	1,996,541	180,028	3,216,102	1878
51,018	94,109	5,895	151,022	2,134,413	2,307,543	170,601	4,612,557	1879
52,407	124,658	5,250	182,315	3,035,643	2,976,459	237,859	6,249,961	1880
21,124	120,618	4,062	145,804	3,776,479	3,085,981	214,379	7,076,839	1881
2,708	154,999	2,972	160,679	3,229,841	3,575,447	167,315	6,972,603	1882
1,625	168,589	3,296	173,510	3,852,865	3,006,440	233,580	7,092,885	1883
1,022	203,044	3,085	207,151	5,571,012	3,268,433	211,222	9,050,667	1884
1,925	175,587	5,246	182,758	6,212,959	3,884,743	278,533	10,376,235	1885
185	127,649	5,916	133,750	5,335,778	3,694,982	258,003	9,288,763	1886
5,057	102,146	6,521	113,724	5,956,095	4,178,722	326,625	10,461,442	1887
1,962	126,064	4,294	132,320	4,374,466	4,204,023	300,821	8,879,310	1888
1,127	115,241	4,296	120,664	5,323,272	3,635,623	303,742	9,262,637	1889
1,623	107,388	6,045	115,056	7,071,162	2,861,471	342,260	10,274,893	1890
4,901	54,398	3,408	62,707	8,930,956	2,055,476	412,483	11,398,915	1891
3,349	45,116	2,825	51,290	7,987,892	2,234,104	317,416	10,539,412	1892
20,008	182,207	5,002	207,217	7,829,748	2,405,392	426,172	10,661,312	1893
5,904	57,766	6,258	69,928	6,885,859	1,184,293	277,699	8,347,851	1894
6,301	41,270	5,839	53,410	8,805,082	917,997	388,417	10,111,496	1895
5,451	68,558	5,738	79,747	10,272,570	800,715	353,382	11,426,667	1896
43,279	66,283	5,840	115,402	8,216,769	1,486,221	284,733	9,987,723	1897
10,216	45,851	5,865	61,932	8,970,995	2,434,343	149,407	11,554,745	1898
17,134	52,346	9,091	78,571	8,071,500	2,810,796	158,030	11,040,326	1899
751	51,548	7,527	59,826	8,572,980	3,073,307	555,308	12,201,595	1900
36,555	48,448	8,389	93,392	8,730,661	2,425,151	538,117	11,693,929	1901
2,046	125,886	6,663	134,595	10,705,275	2,167,690	866,148	13,739,113	1902
1,474	368,810	8,078	378,362	11,725,644	1,962,446	284,506	13,972,596	1903

3-4 EDWARD VII., A. 1904

No. 19 (D).—EXPORTS of Canada—

Years.	FURS, DRESSED AND UNDRESSED.				HIDES AND SKINS OTHER THAN FUR.			
	Values.				Values.			
	Great Britain.	United States.	Other Countries.	Totals.	Great Britain.	United States.	Other Countries.	Totals.
£	£	£	£	£	£	£	£	
1868	365,662	55,377	1,796	422,835	106	133,100	8	133,214
1869	257,346	110,211		367,557	855	289,047	396	290,298
1870	239,462	70,675		310,077	1,606	271,826		273,432
1871	223,137	77,746	14,739	315,622	8,739	203,168	254	212,161
1872	359,142	192,928	39,395	591,465	16	414,344	60	414,420
1873	538,935	392,919	4,119	935,973	950	524,144		525,694
1874	1,212,276	419,118	2,107	1,633,501	2,526	391,521	22	394,069
1875	661,328	662,678		1,324,006	5,243	360,250	300	365,793
1876	846,439	931,999	600	1,779,038	62,641	472,540	460	535,641
1877	1,056,640	284,676	1,441	1,322,757	11,174	504,063	95	515,332
1878	912,745	388,345	25,511	1,326,601	13,266	391,176	120	404,562
1879	763,975	453,416	30,965	1,191,356	30,872	385,644		416,516
1880	624,808	401,594	9,223	1,035,625	100,709	658,273	1,612	760,594
1881	1,638,578	338,453	6,065	1,983,096	9,822	435,762	115	445,699
1882	1,069,510	168,970	39,869	1,278,340	5,361	378,099	2,769	386,229
1883	819,768	213,898	53,857	1,087,523	4,867	472,492	1,781	479,140
1884	802,850	254,130	62,776	1,119,756	37,704	426,126	808	464,638
1885	1,432,572	188,575	5,679	1,626,826	141,570	477,928	2,128	621,626
1886	1,325,309	306,295	24,609	1,656,204	785	494,271	2,932	497,988
1887	1,343,689	341,439	39,174	1,715,302	178,449	437,215	2,031	617,695
1888	1,775,609	286,584	6,017	2,068,201	25,634	535,996	11,529	573,159
1889	1,393,953	433,967	8,357	1,836,277	7,070	470,240	1,196	478,506
1890	1,154,427	412,010	5,959	1,572,396	28,082	481,165	751	509,998
1891	1,115,965	299,021	14,243	1,429,229	13,455	492,422	3,048	508,925
1892	1,210,894	332,735	11,603	1,555,142	650	493,143	5,822	499,615
1893	1,089,724	385,688	7,671	1,483,083	5,307	453,322	1,831	460,460
1894	1,235,726	496,413	24,624	1,756,763	21,575	294,125	2,992	318,692
1895	1,154,378	411,914	9,262	1,575,554	12,624	946,820	2,944	962,388
1896	1,389,165	499,193	19,300	1,799,658	19,887	1,121,938	19,925	1,161,750
1897	1,289,632	410,987	2,687	1,694,306	11,355	1,541,053	10,205	1,562,613
1898	1,256,396	271,383	2,208	1,529,897	4,863	1,114,236	1,523	1,120,622
1899	1,195,260	382,266	7,761	1,555,287	7,414	1,257,622	3,449	1,268,485
1900	1,483,100	310,688	13,178	1,806,966	6,421	1,396,635	3,283	1,406,339
1901	1,245,499	394,290	6,042	1,645,831	173,873	2,046,809	6,533	2,227,215
1902	1,130,529	653,298	13,051	1,796,878	32,600	1,697,396	3,188	1,703,184
1903	1,444,619	840,780	113,099	2,398,498	77,666	1,890,577	3,637	1,971,880

SESSIONAL PAPER No. 10

Animals and their Produce—Continued.

PROVISIONS—BUTTER.

Quantities.				Values.				Years.
Great Britain.	United States.	Other Countries.	Totals.	Great Britain.	United States.	Other Countries.	Totals.	
Lbs.	Lbs.	Lbs.	Lbs.	£	£	£	£	
			* 17,865,310	1,196,586	1,088,015	143,061	* 2,427,662	1868
			10,853,268	1,367,724	772,063	202,483	2,342,270	1869
			12,260,887	1,449,428	712,244	191,898	2,353,570	1870
			15,439,266	1,928,731	909,750	226,753	3,065,234	1871
			19,068,448	2,719,118	634,239	259,322	3,612,679	1872
			15,208,633	1,833,223	751,496	224,260	2,808,979	1873
			12,233,046	1,743,333	712,002	164,970	2,620,305	1874
8,638,736	2,802,488	791,822	12,233,046	1,668,524	353,987	314,813	2,337,324	1875
6,579,405	1,301,991	1,386,648	9,268,044	1,668,524	353,987	314,813	2,337,324	1875
9,430,712	1,619,206	1,200,148	12,250,066	1,975,905	339,317	225,672	2,540,894	1876
12,997,380	305,255	1,389,154	14,691,789	2,746,630	65,773	261,006	3,073,409	1877
11,031,366	783,650	1,191,610	13,006,626	2,048,838	140,932	192,467	2,382,237	1878
12,656,567	285,500	1,365,910	14,307,977	1,891,611	37,577	172,709	2,101,897	1879
16,687,978	557,785	1,289,599	18,535,362	2,756,064	111,158	190,847	3,058,069	1880
16,282,376	291,862	1,075,253	17,649,491	3,333,419	58,522	181,093	3,573,034	1881
11,183,746	2,711,977	1,266,116	15,161,839	2,195,127	529,169	211,860	2,936,156	1882
6,230,173	986,387	889,887	8,106,447	1,330,585	206,154	169,078	1,705,817	1883
6,889,713	236,921	948,903	8,075,537	1,395,652	46,618	170,211	1,612,481	1884
6,028,902	88,081	1,213,805	7,330,788	1,212,768	16,795	201,342	1,430,905	1885
3,546,182	111,388	1,011,171	4,668,741	652,863	17,545	161,947	832,355	1886
4,076,365	100,895	1,308,249	5,485,509	757,261	17,207	204,658	979,126	1887
3,343,601	64,230	1,007,550	4,415,381	614,214	13,468	170,991	798,673	1888
902,087	36,096	842,582	1,780,765	174,027	7,879	150,052	331,958	1889
1,029,346	27,667	894,572	1,951,585	184,105	5,059	150,967	340,131	1890
2,758,855	68,008	941,238	3,768,101	440,060	10,054	152,061	602,175	1891
4,636,550	40,262	1,059,884	5,736,696	877,455	6,038	172,565	1,056,058	1892
6,076,757	41,323	917,933	7,036,013	1,118,614	7,539	170,661	1,296,814	1893
4,684,537	33,186	816,898	5,534,621	936,422	6,048	153,118	1,095,588	1894
2,751,848	27,757	870,653	3,650,258	536,797	5,365	155,311	697,476	1895
4,970,047	16,708	902,486	5,889,241	893,053	2,729	156,307	1,052,089	1896
10,413,131	37,676	1,002,514	11,453,351	1,912,389	6,233	170,551	2,089,173	1897
10,461,823	18,913	773,051	11,253,787	1,915,550	3,738	127,398	2,046,686	1898
19,120,034	24,644	994,517	20,139,195	3,526,007	3,984	170,882	3,700,873	1899
24,317,436	28,804	913,497	25,259,737	4,947,000	5,044	170,112	5,122,156	1900
15,602,445	25,932	707,151	16,335,528	3,142,353	5,839	117,471	3,295,663	1901
26,846,205	249,180	760,593	27,855,978	5,459,300	41,149	160,092	5,660,541	1902
32,203,944	50,745	1,874,255	34,128,944	6,554,014	10,225	390,379	6,954,618	1903

* Includes 'Cheese and Lard.'

3-4 EDWARD VII., A. 1904

No. 19 (D).—EXPORTS of Canada—

Years.	PROVISIONS—CHEESE.							
	Quantities.				Values.			
	Great Britain.	United States.	Other Countries.	Totals.	Great Britain.	United States.	Other Countries.	Totals.
Lbs.	Lbs.	Lbs.	Lbs.	\$	\$	\$	\$	
1868				Included with 'Butter' prior to 1869.				
1869				4,503,370	543,524	3,394	2,654	549,572
1870				5,827,782	667,541	2,872	4,073	674,486
1871				8,271,439	1,099,052	8,413	2,441	1,109,906
1872				16,424,025	1,817,857	12,829	9,598	1,840,284
1873				19,483,211	2,207,779	63,727	8,906	2,280,412
1874	22,634,897	1,156,579	259,506	24,050,982	3,348,840	137,143	37,218	3,523,201
1875	30,889,353	1,406,805	45,872	32,342,030	3,681,296	198,878	6,052	3,886,226
1876	33,927,697	1,026,995	69,398	35,024,090	3,639,629	104,403	7,236	3,751,268
1877	33,659,159	2,215,984	55,381	35,930,524	3,447,310	295,294	5,971	3,748,575
1878	36,331,358	1,641,248	81,688	38,054,294	3,861,643	186,530	9,348	3,997,521
1879	43,959,028	2,311,376	143,631	46,414,035	3,589,317	188,317	12,666	3,790,300
1880	59,153,726	1,141,358	73,594	49,368,678	3,772,769	114,507	6,090	3,893,366
1881	48,913,873	260,529	81,121	49,255,523	5,471,362	28,500	10,581	5,510,443
1882	50,555,644	156,024	95,381	50,807,049	5,471,676	18,436	10,756	5,500,868
1883	57,672,959	221,529	146,899	58,041,387	6,409,857	24,468	17,545	6,451,870
1884	69,338,074	231,149	186,200	69,755,423	7,207,425	24,866	19,698	7,251,989
1885	78,841,459	628,168	185,740	79,655,367	8,178,953	68,978	17,309	8,265,240
1886	77,823,157	174,674	115,096	78,112,927	6,729,134	15,478	10,014	6,734,626
1887	73,185,517	304,318	114,613	73,604,448	7,065,983	30,667	12,328	7,108,978
1888	83,323,842	758,162	91,263	84,173,267	8,834,997	83,153	10,092	8,928,242
1889	88,109,021	297,417	128,399	88,534,837	8,871,205	31,473	13,006	8,915,684
1890	94,037,860	67,318	155,009	94,260,187	9,349,731	6,425	16,056	9,372,212
1891	105,942,677	128,256	131,207	106,202,140	9,481,373	13,485	13,942	9,508,800
1892	117,703,193	383,409	183,450	118,270,052	11,593,690	39,558	19,164	11,632,412
1893	133,559,110	163,664	223,591	133,946,365	13,360,237	23,578	23,655	13,407,470
1894	154,557,761	63,984	355,735	154,977,480	15,439,198	9,552	39,441	15,488,191
1895	145,726,022	32,292	246,336	146,004,650	14,229,505	5,058	27,439	14,253,002
1896	164,410,940	60,371	217,812	164,689,123	13,924,672	10,359	21,540	13,956,571
1897	163,942,649	33,962	244,088	164,220,699	14,645,859	4,486	25,894	14,676,239
1898	196,220,771	146,349	336,203	196,703,323	17,522,681	14,604	35,478	17,572,763
1899	189,259,989	169,010	398,840	189,827,835	16,718,418	17,739	40,608	16,776,765
1900	185,627,757	49,479	316,194	185,984,430	19,812,670	4,836	38,818	19,856,324
1901	195,125,317	345,933	455,147	195,926,397	20,609,361	37,601	49,989	20,696,951
1902	200,392,350	86,502	467,549	200,946,401	19,620,239	12,038	54,014	19,686,291
1903	228,394,482	56,676	648,767	229,099,925	24,620,004	7,779	85,160	24,712,943

SESSIONAL PAPER No. 10

Animals and their Produce—Continued.

PROVISIONS—EGGS.								
Quantities.				Values.				Years.
Great Britain.	United States.	Other Countries.	Totals.	Great Britain.	United States.	Other Countries.	Totals.	
Doz.	Doz.	Doz.	Doz.	\$	\$	\$	\$	
			1,893,872	66	205,451	454	205,971	1868
			1,539,411		188,650	199	188,249	1869
			2,460,687		314,635	157	314,812	1870
			3,312,145		422,843	1,190	424,033	1871
			3,724,977		453,491	1,022	454,513	1872
			3,753,781		508,270	1,177	509,447	1873
	4,405,500	2,034	4,407,534		587,284	315	587,599	1874
81,078	3,427,830	12,160	3,521,068	12,250	420,548	1,475	434,273	1875
1,700	3,863,671	15,442	3,880,813	200	506,502	1,723	508,425	1876
9,610	4,999,445	16,898	5,025,953	1,290	531,560	2,041	534,891	1877
93,759	5,152,542	16,619	5,262,920	13,509	631,204	1,861	646,574	1878
260,890	5,167,738	12,194	5,440,822	18,691	554,164	1,238	574,093	1879
14,888	6,416,501	21,191	6,452,580	1,510	736,902	2,253	740,665	1880
24,831	9,044,640	20,664	9,090,135	1,877	1,099,454	2,481	1,103,812	1881
370,134	10,115,315	13,633	10,499,082	60,080	1,581,873	1,756	1,643,709	1882
	13,413,744	37,666	13,451,410		2,251,304	5,282	2,256,586	1883
	11,384,856	105,999	11,490,855		1,950,561	9,636	1,960,197	1884
	11,512,279	30,424	11,542,703		1,826,729	3,903	1,830,632	1885
	12,708,883	49,649	12,758,532		1,722,579	5,503	1,728,082	1886
	12,907,956	37,370	12,945,326		1,821,364	4,195	1,825,559	1887
2,379	14,147,739	20,741	14,170,859	262	2,119,582	2,439	2,122,283	1888
98	14,011,017	17,778	14,028,893	18	2,156,725	2,767	2,159,510	1889
3,600	12,825,735	10,325	12,839,660	820	1,793,104	1,290	1,795,214	1890
649,476	7,354,235	19,224	8,022,935	83,589	1,074,247	2,523	1,160,359	1891
3,987,635	3,918,015	25,534	7,931,204	592,218	494,409	3,171	1,089,798	1892
4,104,632	2,664,942	35,858	6,805,432	538,944	324,355	4,708	868,907	1893
3,449,243	1,611,881	80,462	5,141,586	503,533	199,636	10,885	714,054	1894
4,184,271	2,256,518	60,028	6,500,817	524,577	275,827	7,586	807,990	1895
5,585,725	894,989	39,964	6,520,678	704,768	97,309	5,009	807,086	1896
6,939,496	479,258	57,882	7,476,636	923,965	47,623	6,891	978,479	1897
10,280,466	38,643	50,887	10,369,996	1,244,051	5,029	6,224	1,255,304	1898
9,564,220	45,029	43,263	9,652,512	1,254,392	6,666	6,005	1,267,063	1899
10,109,383	21,929	56,594	10,187,906	1,447,030	2,621	8,251	1,457,902	1900
11,273,452	37,197	52,415	11,363,064	1,677,727	6,529	7,384	1,691,640	1901
11,353,825	237,435	43,848	11,635,108	1,691,024	35,764	6,454	1,733,242	1902
7,305,136	46,773	52,191	7,404,100	1,420,760	6,436	8,934	1,436,130	1903

3-4 EDWARD VII., A. 1904

No. 19 (D).—EXPORTS of Canada—

Years.	PROVISIONS—LARD.							
	Quantities.				Values.			
	Great Britain.	United States.	Other Countries.	Totals.	Great Britain.	United States.	Other Countries.	Totals.
Lbs.	Lbs.	Lbs.	Lbs.	£	£	£	£	
1868				Included with 'Butter' prior to 1869.				
1869				465,290	55,157	1,315	1,534	58,006
1870				1,369,117	188,168	8,808	2,528	199,504
1871				1,291,138	140,912	1,236	6,500	148,648
1872				*1,114,047	92,364	8,256	5,101	*105,721
1873				3,353,344	195,305	6,813	2,104	204,222
1874	2,107,295	8,234	21,706	2,137,145	214,672	1,238	2,587	218,497
1875	315,660	12,792	10,664	339,056	37,000	1,969	1,485	40,544
1876				637,555	44,380	5,639	1,777	51,796
1877	461,476	65,410	12,910	539,826	55,578	5,883	1,537	62,998
1878	258,617	342	6,388	265,347	26,880	37	724	27,641
1879	288,591	29,872	3,070	312,443	16,857	1,296	311	18,464
1880	416,238	47,040	5,402	498,680	25,992	4,760	518	31,270
1881	203,508		6,171	209,679	19,173		709	19,882
1882	131,756	64	3,349	135,169	13,382	10	477	13,869
1883	46,318	50	4,835	51,203	5,192 ¹	5	658	5,855
1884	186,999	19,932	7,841	214,772	18,549	1,994	882	21,425
1885	59,112	40	4,407	63,559	5,035	5	451	5,491
1886	90,772	40	4,978	95,790	6,215	5	502	6,722
1887	157,160	115	1,973	159,248	12,222	12	200	12,434
1888	68,255	5,180	1,730	75,165	6,479	459	131	7,069
1889	90,397	100	1,565	92,062	8,192	13	136	8,341
1890	82,300	20	114	82,434	6,061	1	10	6,072
1891	28,700	14,700	4,334	47,734	1,862	970	342	3,174
1892	26,650	245	4,991	31,886	2,001	12	491	2,504
1893	698,517	90	11,017	709,624	65,861	81	904	66,773
1894	794,628	1,392	6,905	802,925	75,758	155	776	76,689
1895	1,272,791		3,885	1,276,586	103,833		297	104,130
1896	154,240	15,820	3,499	173,559	11,267	1,322	283	12,872
1897	172,060		56,143	228,203	13,765		3,200	16,965
1898	246,270	660	6,192	253,122	18,500	40	556	19,096
1899	170,137	1,600	1,484,267	1,656,004	5,662	90	62,117	67,869
1900	190,128	2,100	4,742	196,970	10,667	174	374	11,215
1901	835,949	1,452	9,237	846,638	57,521	151	930	58,602
1902	167,980	100	150,996	319,076	12,531	10	9,645	22,186
1903	2,322,585	1,126	90,264	2,413,975	227,080	130	8,797	236,007

¹Includes 'Tallow' from Ontario.

SESSIONAL PAPER No. 10

Animals and their Produce—*Continued.*

PROVISIONS—MEATS—BACON AND HAMS.								Years.
Quantities.				Values.				
Great Britain.	United States.	Other Countries.	Totals.	Great Britain.	United States.	Other Countries.	Totals.	
Lbs.	Lbs.	Lbs.	Lbs.	\$	\$	\$	\$	
			9,446,900	775,008	4,821	3,652	783,481	1868
			7,856,400	851,675	17,490	581	869,746	1869
			17,524,300	1,506,366	42,478	4,479	1,553,323	1870
			10,344,400	1,010,023	7,745	1,150	1,018,918	1871
			12,543,900	935,717	61,190	2,249	999,156	1872
			35,698,300	2,233,076	88,117	2,106	2,323,299	1873
17,530,600	496,300	42,500	18,069,400	1,538,544	43,375	5,544	1,587,463	1874
6,950,900	1,888,900	57,100	8,896,900	667,701	154,110	4,880	826,691	1875
7,257,800	740,600	60,900	8,059,300	756,272	74,653	8,180	839,105	1876
8,147,000	5,893,600	50,000	14,090,600	778,187	468,027	6,041	1,252,255	1877
5,574,599	28,701	84,924	5,688,224	465,540	2,613	9,779	477,932	1878
4,443,847	185,159	18,148	4,647,154	265,686	21,047	1,882	288,615	1879
9,506,035	19,953	46,354	9,572,342	527,195	1,972	4,826	533,998	1880
10,317,155	19,715	17,817	10,354,687	755,015	1,653	1,666	758,334	1881
9,791,943	2,469	35,212	9,829,624	1,067,098	163	4,597	1,071,858	1882
4,230,114	628	23,618	4,254,360	495,617	87	3,554	499,258	1883
8,069,941	337	47,692	8,117,970	789,564	41	4,197	793,802	1884
8,078,952	53,413	19,722	8,152,087	709,494	5,563	2,198	717,255	1885
8,543,951	1,644	20,895	8,566,490	651,582	176	2,094	653,852	1886
11,403,700	1,037	21,205	11,425,942	903,952	128	2,310	906,390	1887
6,996,531	755	22,537	7,019,823	657,395	94	2,526	660,015	1888
4,044,853	642	21,187	4,066,682	378,736	87	2,470	381,293	1889
7,470,086	793	21,203	7,492,082	628,615	106	2,358	631,979	1890
7,529,529	1,429	23,279	7,554,237	625,997	175	2,297	628,469	1891
12,052,152	3,328	86,898	12,142,378	1,142,999	415	8,592	1,152,006	1892
18,416,838	2,600	84,909	18,504,347	1,960,646	336	9,536	1,970,518	1893
28,284,663	133,973	90,371	28,509,007	2,914,778	13,633	9,963	2,938,374	1894
40,053,786	17,861	62,379	40,134,026	3,798,341	1,787	6,581	3,806,709	1895
53,618,513	24,482	93,090	53,736,085	4,370,349	2,949	8,670	4,381,968	1896
68,989,296	67,620	71,536	69,128,452	5,831,623	5,099	6,897	5,843,619	1897
85,208,562	55,634	44,633	85,308,829	8,029,482	6,561	4,735	8,040,778	1898
116,573,133	48,125	31,669	116,652,927	10,407,592	5,709	3,177	10,416,478	1899
134,949,129	10,659	72,086	135,031,874	12,749,175	1,429	7,421	12,758,025	1900
105,130,008	357,638	61,859	105,549,505	11,732,785	38,851	6,810	11,778,446	1901
107,593,082	372,898	14,069	107,980,049	12,356,648	44,853	2,292	12,403,793	1902
141,699,171	7,858	249,880	141,956,909	15,873,739	1,223	31,372	15,906,334	1903

3-4 EDWARD VII., A. 1904

No. 19 (D).—EXPORTS of Canada—

Years.	Quantities.				Values.			
	Great Britain.	United States.	Other Countries.	Totals.	Great Britain.	United States.	Other Countries.	Totals.
	Lbs.	Lbs.	Lbs.	Lbs.	£	£	£	£
1868				2,424,600	177,488	14,506	11,711	203,705
1869				2,108,600	95,672	18,457	40,106	154,235
1870					111,904	20,329	65,432	197,665
1871				4,087,600	150,812	71,789	18,765	241,366
1872				1,902,200	92,438	54,475	13,959	160,872
1873				1,437,400	78,231	24,584	10,375	113,390
1874	1,984,400	3,574,200	343,200	5,901,800	172,502	80,738	17,068	270,308
1875	700,600	832,800	311,600	1,845,000	69,472	48,110	16,165	133,747
1876	1,118,500	234,100	220,600	1,573,200	109,260	15,114	15,734	140,108
1877	2,848,500	1,665,700	325,800	4,840,000	223,807	126,432	25,735	375,974
1878	5,082,696	139,309	323,457	5,545,462	448,361	21,282	17,955	487,598
1879	1,918,751	49,804	383,032	2,351,587	145,566	2,445	18,159	166,170
1880	351,589	133,090	309,031	793,730	25,905	7,549	13,918	47,372
1881	949,371	74,976	522,260	1,546,607	65,796	4,312	22,444	92,552
1882	316,546	325,456	442,288	1,084,290	26,016	20,128	22,386	68,530
1883	15,866	553,976	456,166	1,026,008	1,752	36,887	24,909	63,548
1884	37,223	190,134	373,393	600,750	3,770	13,446	21,243	38,459
1885	7,850	320,061	544,674	872,585	640	21,501	31,107	53,248
1886	13,436	411,038	530,594	955,068	626	23,261	27,004	50,891
1887	13,172	388,234	464,703	866,109	1,243	20,007	21,652	42,902
1888	21,188	497,740	524,791	1,043,719	2,295	28,312	21,304	51,911
1889	20,855	116,701	430,887	568,443	1,752	9,363	25,425	36,540
1890	16,410	49,741	248,059	314,210	961	4,104	14,253	19,318
1891	84,498	183,558	333,726	601,782	8,806	14,506	16,732	40,044
1892		367,835	160,700	528,535		13,079	7,033	20,112
1893	3,705	46,908	395,450	446,063	394	5,759	22,797	28,950
1894	2,012,980	33,037	313,434	2,359,451	135,247	4,086	14,080	153,413
1895	5,324,793	216,864	244,251	5,785,908	418,440	9,592	15,794	443,826
1896	57,556	211,731	292,194	561,481	3,477	7,972	17,167	28,616
1897	383,633	1,256,637	221,465	1,861,735	23,085	50,404	10,939	84,428
1898	483,225	268,528	284,503	1,036,256	33,871	14,981	14,068	62,920
1899	169,599	34,470	299,623	503,692	15,502	2,569	17,243	35,314
1900	2,554,618	73,657	261,655	2,889,930	203,783	4,445	15,196	223,424
1901	8,844,228	78,716	864,389	9,787,333	728,067	5,655	85,333	819,055
1902	4,077,557	28,902	303,777	4,410,236	397,754	2,302	19,574	420,230
1903	1,603,182	121,507	737,698	2,462,387	133,169	13,675	67,513	214,357

SESSIONAL PAPER No. 10

Animals and their Produce—*Continued.*

PROVISIONS—MEATS—CANNED OR PRESERVED.

Quantities.				Values.				Years
Great Britain.	United States.	Other Countries.	Totals.	Great Britain.	United States.	Other Countries.	Totals.	
Lbs.	Lbs.	Lbs.	Lbs.	\$	\$	\$	\$	
Not separately stated prior to 1876.								1868
Not separately stated prior to 1876.								1869
Not separately stated prior to 1876.								1870
Not separately stated prior to 1876.								1871
Not separately stated prior to 1876.								1872
Not separately stated prior to 1876.								1873
Not separately stated prior to 1876.								1874
Not separately stated prior to 1876.								1875
Not separately stated prior to 1876.								1876
1,136,481	5,008	337,081	1,478,570	40,091	56,824		96,915	1876
1,094,013	5,072	7,977	1,107,062	139,672	581	40,542	180,795	1877
591,060	51,437	27,719	670,216	197,413	732	1,293	199,438	1878
1,049,951	116,666	4,567	1,171,184	76,196	5,828	4,076	86,160	1879
1,010,743	26,583	2,925	1,040,251	110,534	13,522	535	124,591	1880
1,256,687	23,853	5,465	1,286,005	100,464	2,522	303	103,289	1881
1,620,829	148,780	1,165	1,770,774	122,537	1,880	471	124,888	1882
1,777,887	6,197	9,165	1,793,249	163,515	16,403	162	180,080	1883
256,197		1,396	257,593	158,870	515	827	160,212	1884
211,942	53,114	9,804	274,860	20,510		121	20,631	1885
392,075	52,520	35,520	480,115	16,874	4,403	1,007	22,284	1886
1,314,605	31,584	302	1,346,491	35,745	4,776	2,475	42,996	1887
354,687	10,368	1,352	366,407	124,575	2,303	53	126,931	1888
1,155,848	400	700	1,156,948	28,841	756	73	29,670	1889
2,736,150	30,186	744	2,767,080	107,817	108	97	108,022	1890
6,371,226		25,274	6,396,500	267,959	3,155	70	271,184	1891
10,077,846	75	37,705	10,115,626	628,727		2,620	631,347	1892
7,790,962	21,574	16,486	7,829,022	1,001,314	4	3,769	1,005,087	1893
3,417,401	48,333	4,712	3,470,446	727,105	2,028	1,507	730,640	1894
9,306,885	28,810	3,642	9,339,337	314,841	4,421	440	319,702	1895
4,826,508	120	22,266	4,848,894	816,850	2,101	437	819,388	1896
2,348,382	37,160	38,531	2,424,073	308,216	9	2,224	310,449	1897
1,067,049	1,676	41,440	1,110,165	217,506	3,873	3,674	225,053	1898
2,139,207	34,793	705,897	2,879,897	92,668	507	4,312	97,487	1899
3,103,864	22,903	600,230	3,726,997	235,284	4,464	69,400	309,148	1900
8,466,293	11,327	167,296	8,644,916	357,047	3,657	59,255	419,959	1901
5,543,826	70,760	169,069	5,783,655	855,895	1,071	24,612	881,578	1902
				595,072	6,208	18,019	619,299	1903

3-4 EDWARD VII., A. 1904

No. 19 (D).—EXPORTS of Canada—

Years.	PROVISIONS—MEATS—PORK.							
	Quantities.				Values.			
	Great Britain.	United States.	Other Countries.	Totals.	Great Britain.	United States.	Other Countries.	Totals.
Lbs.	Lbs.	Lbs.	Lbs.	£	£	£	£	
1868				3,134,000	132,951	15,477	91,024	239,452
1869				2,390,800	109,605	23,861	69,615	203,081
1870				5,843,200	170,081	12,113	92,107	274,301
1871				5,549,700	285,900	22,505	193,113	501,518
1872				1,898,200	49,344	21,895	67,193	138,432
1873				4,453,500	130,392	73,558	63,770	267,720
1874	5,861,700	3,204,300	962,500	10,029,100	65,928	177,775	72,007	314,810
1875	1,652,700	78,200	984,100	2,715,000	161,475	6,830	79,427	247,732
1876	1,201,600	118,600	1,299,800	2,620,000	117,695	7,745	117,345	242,785
1877	1,096,800	320,100	1,240,500	2,657,400	97,871	30,216	92,135	220,222
1878	328,004	17,018	568,748	913,770	23,044	1,302	34,960	59,306
1879	258,681	4,377	235,232	498,290	13,631	266	11,486	25,383
1880	895,242	41,110	345,039	1,281,391	46,680	2,988	17,612	67,280
1881	1,174,931	9,414	393,823	1,578,168	88,213	636	24,845	113,694
1882	761,379	11,623	452,406	1,225,408	62,015	1,064	30,542	93,621
1883	230,892	3,645	572,306	806,843	24,304	328	45,337	69,969
1884	325,381	2,213	303,376	630,970	23,648	189	20,681	44,51
1885	147,549	1,441	406,446	555,436	11,725	117	23,427	35,269
1886	98,632	5,642	241,831	346,105	6,055	382	12,474	18,911
1887	139,964	8,050	469,121	617,135	9,876	427	26,235	36,538
1888	2,200	7,393	284,547	294,140	188	417	18,972	19,577
1889	11,000	14,298	259,399	284,697	748	1,019	16,483	18,250
1890	9,800	2,490	226,609	238,899	506	195	13,580	14,281
1891	550	3,700	63,437	67,687	40	198	3,851	4,089
1892	2,600	1,465	138,321	142,386	194	112	7,560	7,866
1893	398,174	5,292	499,556	903,022	46,689	323	34,941	81,953
1894	476,963	1,177	277,582	755,722	19,776	138	18,195	38,109
1895	211,436	25,358	282,942	519,736	11,944	1,763	18,729	32,436
1896	873,161	7,884	461,904	1,342,949	36,874	475	27,567	64,916
1897	483,593	3,382	284,823	771,798	13,218	191	14,960	28,369
1898	1,371,993	3,226	227,042	1,602,261	38,748	242	13,162	52,152
1899	1,867,594	3,409	283,843	2,154,846	41,053	190	15,490	56,733
1900	663,350	9,659	436,532	1,109,550	21,386	582	23,041	45,009
1901	431,474	36,110	274,538	742,122	30,669	1,930	18,775	51,374
1902	101,517	6,101	515,297	622,915	8,503	664	44,903	54,070
1903	43,357	74,827	1,213,309	1,331,493	2,591	8,631	111,713	122,935

SESSIONAL PAPER No. 10

Animals and their Produce *Continued.*

PROVISIONS—ALL OTHER, N. E. S.				TOTAL PROVISIONS.				Years.
Values.				Values.				
Great Britain.	United States.	Other Countries.	Totals.	Great Britain.	United States.	Other Countries.	Totals.	
\$	\$	\$	\$	\$	\$	\$	\$	
887	1,524		2,411	2,282,986	1,329,794	249,902	3,862,682	1868
464	2,004		2,468	3,023,821	1,026,634	317,172	4,367,627	1869
1,612	1,894		3,506	4,095,100	1,115,393	360,674	5,571,167	1870
1,612	1,967		3,579	4,617,042	1,446,248	449,912	6,513,202	1871
479	5,853		6,332	5,707,317	1,252,228	358,444	7,317,989	1872
1,165	3,143		4,308	6,679,171	1,519,708	312,898	8,511,777	1873
1,420	2,393	55	3,868	7,084,339	1,741,948	299,764	9,126,051	1874
1,978	1,689	93	3,760	6,299,786	1,186,121	424,390	7,910,297	1875
1,604	1,231	105	2,940	6,685,036	1,111,428	377,772	8,174,236	1876
3,460	1,004	69	4,533	7,493,805	1,524,770	435,077	9,453,652	1877
11,117	269	139	11,525	7,036,345	984,901	268,526	8,289,772	1878
2,272	71	367	2,710	6,019,827	811,011	222,894	7,053,732	1879
4,222	307	5	4,534	7,270,871	993,665	236,604	8,501,140	1880
4,523	606		5,129	9,839,842	1,196,205	244,122	11,280,169	1881
5,621	804	100	6,525	9,023,552	2,153,527	282,945	11,460,024	1882
1,821	628		2,449	8,432,643	2,536,264	266,525	11,235,432	1883
526			526	9,598,004	2,038,230	247,375	11,883,609	1884
25,289	2,048	405	27,742	10,164,414	1,941,736	280,263	12,386,413	1885
23,393	53,005	742	77,140	8,086,742	1,836,834	221,287	10,144,863	1886
12,719	49,385	3,146	65,250	8,799,001	1,943,973	277,199	11,020,173	1887
139,610	36,512	5,115	181,237	10,380,015	2,284,300	231,623	12,895,938	1888
18,561	98,097	2,504	119,162	9,482,080	2,305,412	212,916	12,000,408	1889
34,286	85,591	3,180	123,057	10,312,902	1,894,693	201,791	12,409,386	1890
4,676	29,707	8,054	42,437	10,914,362	1,146,497	199,872	12,260,731	1891
6,888	18,719	19,087	44,694	14,844,172	572,342	240,283	15,656,797	1892
13,918	17,440	14,710	46,068	18,106,617	379,342	285,681	18,771,640	1893
49,517	5,495	23,025	78,037	20,801,334	240,771	270,990	21,313,095	1894
67,162	19,150	16,358	102,670	19,996,440	322,963	248,538	20,567,941	1895
47,344	17,120	12,838	77,302	20,808,654	142,336	249,818	21,200,808	1896
334,185	48,201	18,679	401,065	24,006,305	162,246	260,235	24,428,786	1897
403,572	23,951	8,698	438,221	29,425,961	73,019	213,993	29,712,973	1898
155,306	19,853	7,245	182,404	32,216,600	57,307	327,079	32,600,986	1899
248,214	15,349	16,452	280,015	39,675,209	38,944	349,065	40,063,218	1900
532,541	16,140	14,787	563,468	38,868,071	116,353	390,734	39,375,158	1901
323,244	16,919	22,237	362,400	40,725,138	155,370	343,823	41,224,331	1902
211,343	28,691	20,468	260,502	49,637,772	82,998	742,355	50,463,125	1903

3-4 EDWARD VII., A. 1904

No. 19 (D).—EXPORTS of Canada—

Years.	WOOL.							
	Quantities.				Values.			
	Great Britain.	United States.	Other Countries.	Totals.	Great Britain.	United States.	Other Countries.	Totals.
Lbs.	Lbs.	Lbs.	Lbs.	\$	\$	\$	\$	
1868				1,695,635	69,379	374,809	7	444,195
1869				2,819,962	55,905	760,748	32	816,685
1870				2,442,692	1,116	769,113	70	770,299
1871				2,892,329		839,145		839,145
1872					870	1,370,868		1,371,738
1873				3,126,572	668	1,450,259		1,450,927
1874	71,607	2,693,189		2,764,796	17,401	966,445		983,846
1875	10,957	2,636,521		2,647,478	1,725	917,949	6	919,680
1876	70,771	2,836,458	20	2,907,229	17,827	915,774		933,601
1877	98,576	2,377,120	788	2,476,484	16,836	681,978	160	698,974
1878	156,027	2,281,666	206	2,445,893	34,046	673,225	48	707,319
1879	640,826	2,372,761		3,013,587	144,339	547,555		691,894
1880	66,685	3,551,906	590	3,619,181	9,501	911,271	151	920,923
1881	89,423	1,314,700		1,404,123	16,397	393,286		409,683
1882	121,286	931,419	600	1,053,305	22,531	223,926	200	246,657
1883	167,902	1,297,582	88	1,375,572	25,463	255,043	24	280,530
1884	114,252	1,386,639	140	1,501,031	24,451	285,583	26	310,060
1885	78,129	911,796		989,925	9,253	186,925		196,178
1886	297,053	1,316,228	903	1,524,184	45,251	271,424	259	316,937
1887	118,082	1,297,867	289	1,416,238	28,912	288,251	87	317,250
1888		954,189	786	954,975		223,125	141	223,266
1889	2,800	1,011,457	744	1,015,001	470	216,918	212	217,600
1890		1,046,894	860	1,047,754		235,466	203	235,669
1891		1,107,560	726	1,108,286		245,322	181	245,503
1892		913,170	3,220	916,390		200,125	735	200,860
1893		1,167,360	1,474	1,168,834		228,030	281	228,311
1894	256	76,982	2,640	79,878	24	15,486	646	16,156
1895	10,205	5,449,955	3,001	5,463,161	2,091	1,046,726	642	1,049,459
1896	60,563	3,851,432	4,379	3,916,374	11,775	811,528	617	823,920
1897	236,731	7,499,949	3,497	7,740,177	44,529	1,382,637	793	1,427,959
1898	580	1,010,969	2,871	1,014,420	52	176,436	666	177,154
1899	59,394	21,996	8,648	90,038	9,350	3,437	1,633	14,420
1900	241,062	1,933,627	6,358	2,181,047	48,129	368,721	1,269	418,119
1901	93,300	945,623	4,750	1,043,673	19,040	166,555	945	186,540
1902	81,963	1,885,367	5,442	1,972,772	12,573	288,406	1,068	302,049
1903	235,178	2,286,911	5,061	2,527,150	39,229	343,107	543	382,879

SESSIONAL PAPER No. 10

Animals and their Produce—*Concluded.*

ALL OTHER ARTICLES, N. E. S.				TOTALS.				Years.
Values.				Values.				
Great Britain.	United States.	Other Countries.	Totals.	Great Britain.	United States.	Other Countries.	Totals.	
§	§	§	§	§	§	§	§	
5,655	12,734	1,009	19,488	2,724,017	3,794,673	374,477	6,893,167	1868
4,269	9,669	34	13,972	3,342,377	5,011,989	415,041	8,769,407	1869
7,955	14,563	375	22,893	4,345,179	7,326,764	466,218	12,138,161	1870
10,661	15,477	1,085	27,223	4,859,709	7,191,154	557,643	12,608,506	1871
20,447	20,799	185	41,431	6,087,792	6,103,684	515,491	12,706,967	1872
25,691	83,313	1,221	110,225	7,245,415	6,553,900	443,702	14,243,017	1873
100,942	79,645	620	181,207	8,559,764	5,706,366	413,039	14,679,169	1874
25,005	28,552	3,380	56,937	7,026,730	5,085,172	588,605	12,700,507	1875
191,285	61,878	299,008	552,171	7,887,627	4,896,786	830,156	13,614,569	1876
24,489	66,988	319	91,796	9,013,441	4,592,707	614,469	14,220,617	1877
24,744	48,518	2,239	75,501	9,060,279	4,483,106	476,472	14,019,857	1878
83,715	48,093	2,741	134,549	9,120,141	4,553,262	427,201	14,100,604	1879
62,691	75,726	917	139,334	11,104,223	6,016,988	486,366	17,607,577	1880
46,846	97,257	20,630	164,733	15,327,964	5,546,944	485,311	21,360,219	1881
14,604	92,099	4,203	110,906	13,365,309	6,592,068	497,292	20,454,759	1882
22,588	83,451	2,794	108,833	13,158,194	6,567,588	558,561	20,284,343	1883
19,983	95,200	2,195	117,378	16,054,004	6,367,792	524,402	22,946,108	1884
19,127	109,655	1,044	129,826	17,979,895	6,789,562	567,647	25,337,104	1885
20,804	138,983	891	160,678	14,814,672	6,742,789	507,972	22,065,433	1886
9,328	101,769	3,978	115,075	16,315,474	7,291,369	640,094	24,246,937	1887
15,357	61,715	2,351	79,423	16,571,072	7,595,743	552,482	24,719,297	1888
20,215	74,846	4,218	99,279	16,227,060	7,137,006	530,641	23,894,707	1889
12,149	81,669	10,835	104,653	18,578,722	5,966,474	561,799	25,106,995	1890
16,405	78,241	29,792	124,438	20,991,143	4,316,979	659,619	25,967,741	1891
24,563	103,475	14,986	143,024	24,068,081	3,935,924	590,845	28,594,850	1892
20,654	100,076	10,963	131,693	27,052,050	3,951,850	732,599	31,736,499	1893
41,577	80,016	7,823	129,416	28,986,095	2,311,104	584,774	31,881,973	1894
51,864	66,728	2,340	120,932	30,022,479	3,713,148	652,143	34,387,770	1895
30,020	64,565	253	94,838	32,523,071	3,341,275	643,295	36,507,641	1896
41,301	98,667	3,897	143,865	33,600,891	5,081,811	562,550	39,245,252	1897
78,912	123,526	3,641	206,079	39,737,089	4,192,943	371,438	44,301,470	1898
134,875	117,105	11,646	263,626	41,604,999	4,628,533	509,598	46,743,130	1899
95,791	138,455	18,324	252,570	49,881,630	5,326,750	940,427	56,148,807	1900
148,881	182,499	35,258	366,638	49,186,025	5,331,657	977,629	55,495,311	1901
81,881	207,102	106,671	395,654	52,687,998	5,139,262	1,333,949	59,161,209	1902
73,997	199,290	355,277	628,564	62,998,927	5,319,198	1,499,411	69,817,542	1903

3-4 EDWARD VII., A. 1904

No. 19 (E)—EXPORTS of Canada—

Years.	BRAN.							
	Quantities.				Values.			
	Great Britain.	United States.	Other Countries.	Totals.	Great Britain.	United States.	Other Countries.	Totals.
Cwt.	Cwt.	Cwt.	Cwt.	£	£	£	£	
1868				141,232		52,734	592	53,326
1869				41,078		23,259	314	23,573
1870				119,191		107,324	47	107,371
1871				157,598		90,664	62	90,726
1872				58,782		36,241	1,366	37,607
1873				33,336		19,686	28	19,714
1874		13,898		13,898		27,992		27,992
1875		15,093		15,093		18,153		18,153
1876		9,232	20	9,252		6,620	92	6,712
1877	4,552	6,977	63	11,592	5,522	5,227	142	10,891
1878	11,318	8,378	82	19,784	10,571	3,587	102	14,260
1879	28,713	11,649	206	40,568	26,594	5,069	180	31,843
1880	31,807	56,842	464	89,113	25,088	27,202	448	52,738
1881	20,204	69,720	206	90,130	18,755	33,254	232	52,241
1882	17,915	38,527	17	56,459	17,294	22,281	15	39,590
1883	16,717	7,237	607	24,561	16,678	4,378	750	21,806
1884	37,343	14,023	706	52,072	38,325	7,504	808	46,637
1885	37,359	23,089	2,433	62,881	33,730	10,646	2,301	46,677
1886	25,733	89,108	1,266	116,107	23,657	39,775	1,081	64,513
1887	35,605	73,401	2,425	111,431	33,826	37,936	2,032	73,788
1888	33,080	29,174	2,121	64,384	31,163	16,548	1,944	49,655
1889	56,634	24,840	4,232	85,706	54,237	10,874	4,191	69,302
1890	70,727	31,493	4,128	106,348	68,340	14,103	3,782	86,225
1891	100,562	80,522	7,751	188,835	97,872	56,444	8,008	162,324
1892	90,420	80,164	7,145	186,729	86,961	51,318	6,864	145,143
1893	98,818	145,182	11,022	255,022	87,506	83,016	10,244	180,766
1894	70,950	44,034	19,580	134,564	55,470	21,776	19,303	96,549
1895	84,355	24,859	9,923	119,137	66,461	12,575	8,223	87,259
1896	113,361	15,614	10,177	139,152	94,507	8,509	9,369	112,385
1897	126,643	38,228	8,318	173,189	100,696	14,876	6,605	122,177
1898	124,003	135,328	11,161	270,492	96,063	61,806	7,861	165,730
1899	118,425	96,939	11,868	227,232	120,936	36,418	9,766	167,120
1900	123,188	55,683	13,696	192,567	100,044	34,966	10,196	145,206
1901	86,673	204,910	57,772	349,355	63,499	137,957	40,789	242,245
1902	80,074	267,329	36,193	383,596	61,920	147,209	28,019	237,148
1903	130,596	155,264	65,781	351,641	93,292	91,048	57,630	241,970

SESSIONAL PAPER No. 10

Agricultural Products.

FLAX.								Year.
Quantities.				Values.				
Great Britain.	United States.	Other Countries.	Totals.	Great Britain.	United States.	Other Countries.	Totals.	
Cwt.	Cwt.	Cwt.	Cwt.	£	£	£	£	
			16,134	1,449	112,049		113,498	1868
			11,681		116,943		116,943	1869
			64,333		74,273		74,273	1870
					112,778		112,778	1871
			39,419		115,290		115,290	1872
			8,124	276	86,609		86,879	1873
					113,256		113,256	1874
	18,212		18,212		164,406		164,406	1875
	24,632		24,632		165,125		165,125	1876
	26,195		26,195		182,979		182,979	1877
	13,367		13,367		98,971		98,971	1878
	5,864		5,864		46,194		46,194	1879
	10,137		10,137		95,502		95,502	1880
110	6,176		6,286	1,780	66,094		67,874	1881
	6,509		6,509		85,537		85,537	1882
	11,634		11,634		108,220		108,220	1883
31	5,281		5,312	890	72,889		73,779	1884
	7,060		7,060		59,904		59,904	1885
	7,286		7,286		49,301		49,301	1886
	10,128		10,128		78,422		78,422	1887
	10,325		10,325		80,207		80,207	1888
	17,108		17,108		121,807		121,807	1889
	21,207		21,207		175,563		175,563	1890
	21,877		21,877		181,386		181,386	1891
	38,457		38,457		112,360		112,360	1892
	34,864		34,864		124,082		124,082	1893
10,811	16,919		27,730	101,126	167,077		268,203	1894
5,867	10,825		16,692	52,041	99,526		151,567	1895
3,887	11,503		15,390	33,936	94,951		128,887	1896
2,608	35,414		38,022	21,438	283,214		304,652	1897
	5,710		5,710		38,735		38,735	1898
55	12,612		12,667	274	74,858		75,132	1899
	28,344		28,344		196,769		196,769	1900
	32,140		32,140		235,080		235,080	1901
	14,645		14,645		143,531		143,531	1902
	19,301		19,301		175,243		175,243	1903

3-4 EDWARD VII., A. 1904

No. 19 (E).—EXPORTS of Canada—

Years.	FRUITS—APPLES GREEN.							
	Quantities.				Values.			
	Great Britain.	United States.	Other Countries.	Totals.	Great Britain.	United States.	Other Countries.	Totals.
Brls.	Brls.	Brls.	Brls.	£	£	£	£	
1868								
1869								
1870								
1871								
1872								
1873								
1874								
1875								
1876								
1877								
1878								
1879								
1880								
1881								
1882								
1883								
1884								
1885	297,659	25,320	5,957	238,936	537,699	51,609	12,952	602,260
1886	176,505	41,407	4,831	222,743	410,898	55,302	10,804	477,004
1887	295,931	103,232	2,978	402,141	649,282	197,613	5,995	852,890
1888	218,019	170,840	3,453	392,312	529,754	284,252	8,089	813,095
1889	619,217	144,618	8,135	771,970	1,277,577	239,108	20,764	1,528,449
1890	313,684	61,927	2,864	378,475	835,545	149,479	8,139	993,163
1891	390,169	58,308	2,359	450,836	1,235,247	147,158	7,309	1,389,714
1892	668,793	16,995	5,163	690,951	1,405,527	27,661	11,695	1,444,883
1893	946,063	228,302	13,300	1,187,665	2,247,482	447,249	36,492	2,731,223
1894	184,856	87,160	6,222	278,238	569,156	221,187	18,130	808,473
1895	751,232	86,841	15,195	853,268	1,659,441	134,702	27,329	1,821,463
1896	504,680	54,062	8,440	567,182	1,303,451	85,419	27,600	1,416,470
1897	1,579,272	54,348	30,850	1,664,470	2,409,787	50,498	42,683	2,502,968
1898	414,181	7,933	17,304	439,418	1,239,777	18,875	48,025	1,306,681
1899	972,125	81,294	21,739	1,075,068	2,412,728	156,191	52,433	2,621,352
1900	896,935	29,529	29,994	956,458	2,423,079	73,625	81,529	2,578,233
1901	643,945	12,502	22,294	678,651	1,422,665	18,188	42,074	1,482,927
1902	490,358	17,162	8,715	516,215	1,495,197	49,348	22,353	1,566,808
1903	973,805	6,064	20,659	1,000,528	2,696,927	11,508	50,289	2,758,724

Not separately stated prior to 1885.

SESSIONAL PAPER No. 10

Agricultural Products—Continued.

FRUITS—OTHER (INCLUDING DRIED) N.E.S.				TOTAL FRUITS.				Years.
Values.				Values.				
Great Britain.	United States.	Other Countries.	Totals.	Great Britain.	United States.	Other Countries.	Totals.	
§	§	§	§	§	§	§	§	
				44,405	35,740	7,188	87,333	1868
				8,788	14,266	7,096	30,150	1869
				23,462	23,946	11,403	58,811	1870
				39,791	48,110	10,956	98,857	1871
				139,687	108,852	15,618	264,157	1872
				131,876	30,493	20,979	183,348	1873
				59,651	62,104	7,160	128,915	1874
				139,915	24,079	15,869	179,863	1875
				45,127	118,296	6,582	170,005	1876
				161,156	26,564	7,222	194,942	1877
				86,115	55,906	7,312	149,333	1878
				127,822	18,950	10,846	157,618	1879
				294,428	42,065	10,673	347,166	1880
				591,006	44,775	9,877	645,658	1881
				372,519	157,916	10,029	540,464	1882
				402,654	81,902	14,629	499,185	1883
				78,890	83,912	10,246	173,048	1884
3,944	27,666	1,370	32,980	541,643	79,275	14,322	635,240	1885
38	22,064	492	22,594	410,936	77,366	11,296	490,598	1886
2,725	14,724	849	18,298	652,007	212,337	6,844	871,188	1887
5,282	39,387	231	44,900	526,036	323,639	8,320	857,995	1888
7,774	88,992	2,603	99,369	1,285,351	319,100	23,367	1,627,818	1889
6,765	73,288	674	80,727	842,310	222,767	8,813	1,073,890	1890
19,950	141,583	15,890	177,423	1,255,197	288,741	23,199	1,567,137	1891
34,531	150,385	4,383	189,299	1,440,058	178,046	16,078	1,634,182	1892
78,546	154,227	135,962	368,735	2,326,028	601,476	172,454	3,099,958	1893
20,090	136,866	92,461	249,417	589,246	358,053	110,591	1,057,899	1894
103,681	243,936	160,244	507,861	1,763,122	378,638	187,564	2,329,324	1895
61,252	195,924	42,632	299,808	1,364,703	281,343	70,232	1,716,278	1896
97,111	185,390	202,370	484,871	2,506,898	235,888	245,053	2,987,839	1897
147,568	129,032	126,079	402,679	1,387,345	147,911	174,104	1,709,360	1898
320,763	191,187	463,113	975,063	2,733,491	347,378	515,546	3,596,415	1899
272,391	182,303	272,735	727,429	2,695,470	255,928	354,264	3,305,662	1900
182,362	175,297	169,430	527,089	1,605,027	193,485	211,504	2,010,016	1901
138,246	110,190	107,979	356,415	1,633,353	159,538	130,332	1,923,223	1902
405,808	144,892	381,790	932,490	3,102,735	156,400	432,079	3,691,214	1903

3-4 EDWARD VII., A. 1904

No. 19 (E).—EXPORTS of Canada—

Years.	Quantities.				Values.			
	Great Britain.	United States.	Other Countries.	Totals.	Great Britain.	United States.	Other Countries.	Totals.
	Bush.	Bush.	Bush.	Bush.	£	£	£	£
1868				4,055,872	93,674	3,092,864	18	3,186,556
1869				4,630,969		5,003,754	111	5,094,105
1870				6,663,877	5,101	4,747,644	29	4,752,774
1871				4,832,997	8,608	3,416,720	264	3,425,592
1872				5,606,343	31,016	3,443,647	57	3,474,720
1873				4,346,923		2,956,008	98	2,956,106
1874	24	3,745,087	3,159	3,748,270	24	4,074,553	2,278	4,076,855
1875		5,413,844	5,210	5,419,054		5,359,341	3,930	5,363,271
1876	22	10,164,551	3,603	10,168,176	17	7,426,827	2,760	7,429,604
1877	95,696	6,338,098	6,968	6,440,762	58,061	4,568,280	5,773	4,632,114
1878	764,062	6,498,444	4,893	7,267,399	524,569	3,787,718	3,452	4,315,739
1879	186,580	5,193,324	4,018	5,383,922	143,244	4,643,048	3,195	4,789,487
1880	486,806	6,732,403	20,353	7,239,562	285,697	4,184,007	11,981	4,481,685
1881	69,188	8,724,931	6,460	8,800,579	42,834	6,212,998	4,351	6,260,183
1882	6,306	11,577,251	4,889	11,588,446	4,660	10,105,556	4,467	10,114,623
1883	68,729	8,741,626	6,861	8,817,216	42,315	6,245,263	5,655	6,293,233
1884	63,238	7,700,581	14,443	7,780,262	40,175	5,054,144	10,323	5,104,642
1885	30,077	9,028,314	9,004	9,067,395	20,235	5,477,441	6,157	5,503,833
1886	19,153	8,528,287	6,862	8,554,302	11,248	5,708,130	5,315	5,724,693
1887	10,443	9,437,717	8,804	9,456,964	5,827	5,245,968	6,094	5,257,889
1888	1,687	9,360,521	7,950	9,370,158	700	6,488,317	5,399	6,494,416
1889	6,312	9,934,501	7,394	9,948,207	3,838	6,454,663	6,148	6,464,589
1890	27,132	9,939,745	9,031	9,975,908	12,017	4,582,562	5,830	4,600,409
1891	132,650	4,752,953	6,724	4,892,327	75,225	2,849,269	5,379	2,929,873
1892	2,439,959	2,721,168	41,641	5,262,768	1,233,844	1,354,485	25,034	2,613,363
1893	550,695	1,431,398	58,555	2,040,648	278,515	638,271	27,569	944,355
1894	97,971	493,551	5,883	597,405	44,269	216,493	3,438	264,200
1895	30,365	1,674,193	3,812	1,708,370	11,961	706,586	2,171	720,718
1896	45,769	787,787	7,169	840,725	15,483	297,438	3,107	316,028
1897	534,096	1,246,343	50,655	1,831,094	178,532	371,633	16,340	566,505
1898	308,424	84,083	51,149	443,656	111,410	28,867	18,701	158,978
1899	116,131	122,374	443	238,948	50,664	59,158	218	110,040
1900	1,753,135	164,468	238,679	2,156,282	810,917	77,754	121,754	1,010,425
1901	2,009,708	190,547	186,116	2,386,371	947,964	85,927	89,164	1,123,055
1902	345,936	17,461	93,720	457,117	172,028	9,499	49,672	231,199
1903	626,006	37,112	253,894	947,012	291,032	17,148	149,053	457,233

* Includes 'Rye' prior to 1878.

SESSIONAL PAPER No. 10

Agricultural Products—Continued.

GRAIN BEANS.								
Quantities.				Values.				Years.
Great Britain.	United States.	Other Countries.	Totals.	Great Britain.	United States.	Other Countries.	Totals.	
Bush.	Bush.	Bush.	Bush.	\$	\$	\$	\$	
			33,340		55,442	704	56,146	1868
			38,802	1,467	64,749	4	66,220	1869
			63,958	437	68,097	1,469	70,003	1870
			35,557	102	44,605	283	44,990	1871
			45,225		65,550	273	65,823	1872
			50,366		72,217	112	72,329	1873
	89,928	168	90,096		132,508	420	132,928	1874
	111,411	39	111,450		128,400	134	128,534	1875
5,600	69,604	250	75,454	4,331	60,474	461	65,266	1876
1,578	118,281	241	120,100	1,370	117,920	447	119,737	1877
6	71,62	94	71,162	8	75,807	198	76,013	1878
	59,057	94	59,151		52,975	187	53,162	1879
4,042	70,975	174	75,191	4,784	71,954	210	76,948	1880
720	108,138	65	108,923	750	116,843	115	117,768	1881
160	95,416	40	95,616	290	197,215	97	197,602	1882
	142,325	97	142,422		212,282	232	212,514	1883
137	55,652	130	55,919	611	91,841	250	92,702	1884
923	192,512	167	193,602	702	184,917	250	185,869	1885
	155,092	996	156,088		154,739	1,375	156,114	1886
2	197,764	552	198,318	4	206,617	781	207,402	1887
	66,531	237	66,768		124,214	581	124,795	1888
	302,826	346	303,172		405,534	821	406,355	1889
	183,638	357	183,995		249,323	721	250,044	1890
	321,898	1,831	323,729		493,486	2,282	495,768	1891
390	313,643	1,530	315,563	523	408,520	2,602	411,645	1892
	273,354	2,959	276,313		351,058	4,624	355,682	1893
327	216,235	2,018	218,580	700	261,662	3,115	265,477	1894
	349,189	1,745	350,934		422,521	2,762	425,283	1895
8,146	243,220	2,849	254,215	9,046	245,909	3,491	258,446	1896
100,914	155,855	7,674	264,443	81,310	162,221	11,570	195,101	1897
75,017	58,105	140,173	273,295	54,487	43,583	101,482	199,552	1898
48,692	16,496	239,197	304,385	42,233	15,145	181,657	239,035	1899
15,867	66,992	229,197	312,056	17,700	99,341	217,845	334,886	1900
8,550	250,267	51,599	310,416	11,049	338,261	68,851	418,161	1901
7,690	123,574	22,867	154,131	9,477	185,921	30,415	225,813	1902
5,090	33,526	12,427	51,043	7,327	53,865	18,429	79,621	1903

3-4 EDWARD VII., A. 1904

No. 19 (E).—EXPORTS of Canada—

Year.	GRAIN—BUCKWHEAT.							
	Quantities.				Values.			
	Great Britain.	United States.	Other Countries.	Totals.	Great Britain.	United States.	Other Countries.	Totals.
Bush.	Bush.	Bush.	Bush.	£	£	£	£	
1868								
1869								
1870								
1871								
1872								
1873								
1874								
1875								
1876								
1877								
1878								
1879								
1880								
1881								
1882								
1883								
1884								
1885								
1886								
1887								
1888								
1889								
1890								
1891								
1892								
1893	68,272	156,301	370,031	594,604	32,547	67,376	177,758	277,681
1894	41,742	244,649	224,825	511,216	22,391	139,700	114,942	277,033
1895	33,330	127,714	218,750	379,794	14,195	53,933	105,928	174,056
1896	16,398	31,179	357,423	405,000	7,098	11,924	154,757	173,689
1897	144,560	50	334,945	479,555	57,568	13	124,152	181,733
1898	330,750	28,636	361,833	721,219	131,884	9,285	156,322	297,491
1899	183,794	8,976	141,722	334,492	97,372	4,508	76,757	178,637
1900	121,664	3,784	149,132	274,580	63,086	2,196	80,773	146,055
1901	180,669	3,392	245,273	429,334	93,798	1,689	132,230	227,717
1902	147,620	4,133	162,797	314,550	79,094	2,141	94,282	175,517
1903	123,998	1,977	188,374	314,349	67,960	1,080	106,414	175,394

Not separately stated prior to 1893.

SESSIONAL PAPER No. 10

Agricultural Products—Continued.

GRAIN—OATS.

Quantities.				Values.				Years.
Great Britain.	United States.	Other Countries.	Totals.	Great Britain.	United States.	Other Countries.	Totals.	
Bush.	Bush.	Bush.	Bush.	§	§	§	§	
			1,738,441	396,294	342,310	15,922	754,526	1868
			762,620	210,490	120,773	30,486	361,749	1869
			2,187,547	69,474	638,245	12,736	720,455	1870
			42,386	38,245	177,556	15,426	231,227	1871
			85,976	16,385	151,795	12,162	180,342	1872
			629,467	140,050	66,488	10,490	217,028	1873
			998,100	367,428	57,148	31,223	455,799	1874
788,654	138,125	71,321	2,989,839	778,276	610,539	57,980	1,446,795	1875
1,524,648	1,350,692	114,439	857,706	857,706	34,352	247,203	1,139,261	1876
1,984,574	88,372	571,287	2,970,284	1,130,712	24,906	91,542	1,247,160	1877
2,636,703	72,378	201,263	2,340,062	891,880	6,752	61,353	959,985	1878
2,181,815	19,378	138,869	2,373,230	647,798	3,219	153,308	804,325	1879
1,909,983	8,940	454,367	4,717,040	1,084,562	152,354	470,410	1,707,326	1880
3,032,940	481,138	1,202,962						
2,504,331	54,407	367,794	2,926,532	1,005,516	19,615	166,742	1,191,873	1881
1,839,710	1,796,104	511,140	4,146,954	776,533	724,004	228,237	1,728,774	1882
129,117	607,953	286,983	1,024,053	54,379	275,320	131,122	460,821	1883
901,069	22,985	422,666	1,346,720	322,479	9,013	170,220	501,712	1884
1,866,221	94,971	397,810	2,359,002	703,001	34,515	155,997	893,513	1885
3,280,787	240,159	629,042	4,149,988	1,147,969	75,817	230,210	1,453,996	1886
1,627,629	40,342	380,269	2,048,240	509,875	12,210	131,752	653,887	1887
177,194	25,182	364,345	566,721	49,885	9,019	126,156	185,010	1888
2,568	16,789	317,828	337,185	750	6,729	123,153	130,632	1889
454,090	27,530	276,172	757,792	138,371	8,527	109,258	256,156	1890
16,528	2,264	241,777	260,569	5,954	931	123,032	129,917	1891
5,743,720	165,947	504,662	6,414,329	1,975,485	54,623	211,148	2,241,256	1892
6,261,258	63,300	949,348	7,273,906	2,137,145	22,223	394,542	2,553,910	1893
1,738,666	63,342	1,016,694	2,818,702	642,471	20,817	413,463	1,076,751	1894
257,253	175,043	494,679	926,975	71,623	51,099	197,736	320,458	1895
487,252	45,320	435,565	968,137	112,704	11,506	149,651	273,861	1896
5,409,808	43,470	1,093,603	6,546,881	1,338,748	8,388	307,994	1,655,130	1897
8,143,107	65,574	1,667,782	9,876,463	2,472,488	23,417	545,673	3,041,578	1898
8,977,646	129,954	1,205,392	10,312,992	2,811,112	38,726	418,550	3,268,388	1899
6,028,704	137,785	762,725	6,929,214	1,866,521	38,935	237,723	2,143,179	1900
6,611,396	63,446	1,480,221	8,155,063	1,996,298	18,598	475,625	2,490,521	1901
3,544,674	137,081	1,348,368	5,030,123	1,401,150	60,930	590,479	2,052,559	1902
5,623,116	120,702	1,849,359	7,593,177	1,861,661	39,062	682,428	2,583,151	1903

3-4 EDWARD VII., A. 1904

No. 19 (E).—EXPORTS of Canada—

GRAIN—PEASE.

Years.	Quantities.			Values.				
	Great Britain.	United States.	Other Countries.	Totals.	Great Britain.	United States.	Other Countries.	Totals.
	Bush.	Bush.	Bush.	Bush.	£	£	£	£
1868				2,133,817	1,122,900	709,241	18,524	1,850,665
1869				1,046,300	578,392	373,762	19,345	971,499
1870				1,449,560	842,476	343,330	14,284	1,200,090
1871				1,159,956	708,516	277,311	15,928	1,001,755
1872				1,458,716	967,349	262,924	15,889	1,246,162
1873				1,128,027	672,124	244,393	11,455	927,972
1874	1,136,235	571,256	9,621	1,717,112	934,720	451,299	7,742	1,393,761
1875	2,247,788	579,685	12,308	2,839,781	2,138,675	502,176	13,925	2,654,776
1876	1,167,256	1,190,097	11,306	2,368,659	1,040,529	886,815	12,245	1,939,589
1877	1,262,566	470,472	12,879	1,745,917	1,100,104	379,841	14,969	1,494,914
1878	1,684,991	716,255	18,798	2,420,044	1,429,425	537,579	17,097	1,984,101
1879	2,329,818	373,566	11,611	2,714,995	1,755,017	288,059	12,796	2,055,872
1880	3,355,320	391,756	72,314	3,819,390	2,598,089	321,576	57,851	2,977,516
1881	3,781,853	416,541	47,196	4,245,590	3,061,074	370,637	46,292	3,478,003
1882	2,852,162	521,146	148,185	3,521,493	2,522,774	525,746	143,349	3,191,869
1883	1,885,100	368,697	85,490	2,339,287	1,692,245	381,084	88,379	2,161,708
1884	1,691,663	355,120	154,314	2,201,097	1,518,839	338,602	151,834	2,009,275
1885	2,257,055	369,166	71,932	2,698,153	1,713,349	300,669	63,744	2,077,762
1886	2,598,544	506,704	113,893	3,219,141	1,739,917	377,003	90,173	2,207,093
1887	3,348,180	405,358	222,233	3,975,771	2,026,670	331,349	149,385	2,507,404
1888	1,738,612	363,556	62,101	2,164,069	1,131,941	351,365	49,839	1,532,245
1889	1,595,902	332,027	54,924	1,982,853	1,091,078	312,650	45,689	1,449,417
1890	2,006,930	528,052	193,131	2,728,113	1,286,045	445,547	153,320	1,884,912
1891	2,149,203	500,978	104,104	2,754,285	1,485,348	457,603	89,650	2,032,601
1892	3,475,623	547,324	616,876	4,639,823	2,422,088	483,814	544,632	3,450,534
1893	2,509,102	462,686	442,558	3,414,346	1,795,758	427,136	355,738	2,578,632
1894	2,488,768	335,909	554,069	3,378,746	1,641,118	329,968	420,435	2,391,521
1895	1,688,657	329,633	240,834	2,259,124	1,184,833	357,937	187,839	1,730,659
1896	1,347,170	198,699	211,246	1,757,115	869,873	263,701	165,917	1,299,491
1897	3,434,614	255,507	317,642	4,007,763	1,816,701	322,505	213,685	2,352,891
1898	2,870,223	87,294	278,614	3,236,131	1,537,690	81,834	194,268	1,813,792
1899	2,568,660	67,822	274,936	2,911,418	1,651,192	73,320	231,086	1,955,598
1900	2,609,976	74,883	375,068	3,059,927	1,743,130	87,973	314,368	2,145,471
1901	3,108,205	151,813	604,909	3,864,927	2,062,071	118,590	494,051	2,674,712
1902	1,458,819	120,876	422,084	2,001,779	1,210,590	170,026	425,102	1,805,718
1903	607,301	175,674	361,779	1,144,754	476,714	210,633	365,996	1,052,743

SESSIONAL PAPER No. 10

Agricultural Products—Continued.

GRAIN—RYE.								Years.
Quantities.				Values.				
Great Britain.	United States.	Other Countries.	Totals.	Great Britain.	United States.	Other Countries.	Totals.	
Bush.	Bush.	Bush.	Bush.	\$	\$	\$	\$	
Included with 'Barley' prior to 1878.								1868
								1869
								1870
								1871
								1872
								1873
								1874
								1875
								1876
								1877
2,537	404,207	9,081	415,825	1,900	244,265	5,504	251,669	1878
38,222	440,544	162,158	640,924	26,700	234,024	103,293	364,017	1879
37,040	560,324	360,456	957,820	28,144	379,323	295,234	702,701	1880
60,125	454,825	355,346	870,296	58,818	381,276	343,746	738,840	1881
2,450	893,787	385,441	1,281,678	1,960	815,703	373,456	1,191,119	1882
.....	912,486	135,323	1,047,809	605,801	107,099	712,900	1883
.....	628,530	244,439	872,969	391,575	174,088	565,663	1884
3,756	249,140	34,400	287,296	2,212	151,379	26,282	179,873	1885
.....	164,324	6,440	170,764	94,158	4,508	98,666	1886
.....	26,030	98,397	124,427	12,350	54,919	67,269	1887
.....	26	26	14	14	1888
.....	1889
34,387	237,042	165,264	436,693	19,277	113,320	88,164	220,761	1890
103,623	150,330	86,011	339,964	68,444	95,131	62,895	226,470	1891
59,222	111,503	50,526	221,251	56,198	88,207	46,100	190,505	1892
37,617	10,541	10,963	59,121	24,436	5,302	9,505	39,243	1893
45,544	51	17,377	62,972	22,442	43	10,454	32,939	1894
49,548	13,394	62,942	27,510	5,493	33,003	1895
.....	29	29	18	18	1896
178,141	24	38,298	216,463	75,243	10	17,391	92,644	1897
513,149	5,163	621,234	1,139,546	283,648	2,371	330,520	616,539	1898
326,354	1,126	6	327,486	195,791	653	3	196,447	1899
472,416	2,156	474,572	278,228	1,058	279,286	1900
521,555	4	165,500	687,059	327,472	4	97,401	424,877	1901
377,913	8	21,359	399,280	227,469	6	12,815	240,290	1902
321,490	148,929	470,419	179,664	90,288	269,952	1903

3-4 EDWARD VII., A. 1904

No. 19 (E).—EXPORTS of Canada—

Years.	GRAIN—WHEAT.							
	Quantities.				Values.			
	Great Britain.	United States.	Other Countries.	Totals.	Great Britain.	United States.	Other Countries.	Totals.
Bush.	Bush.	Bush.	Bush.	£	£	£	£	
1868				2,284,702	1,149,099	2,494,047	4,335	3,648,081
1869				3,809,208	1,739,388	1,443,730	265	3,183,383
1870				3,557,101	2,828,307	822,348	54,458	3,705,173
1871				1,748,977	1,238,579	743,338		1,981,917
1872				2,993,119	1,894,771	2,047,375	48,436	3,900,582
1873				4,379,741	4,361,078	1,662,304	494	6,023,876
1874	4,509,195	1,871,202	197,820	6,581,217	6,356,277	2,248,200	281,600	8,886,077
1875	3,967,495	415,527		4,383,022	4,548,914	410,822		4,959,736
1876	4,376,740	1,693,629	24	6,070,393	5,125,289	1,623,975	34	6,749,298
1877	2,035,831	348,946	8,378	2,393,155	2,357,070	376,019	9,294	2,742,383
1878	3,402,625	988,514	2,396	4,393,535	4,241,292	1,131,564	3,339	5,376,195
1879	4,951,545	1,657,835	1,344	6,610,724	4,803,500	1,469,707	1,433	6,274,640
1880	4,120,027	911,323	59,155	5,090,505	4,810,636	1,066,483	64,923	5,942,042
1881	2,329,958	129,668	73,047	2,523,673	2,396,370	123,879	73,571	2,593,820
1882	3,255,495	561,394	28,146	3,845,035	4,401,244	750,091	29,000	5,180,335
1883	4,877,276	878,471	111,711	5,867,458	4,896,187	841,738	143,563	5,881,488
1884	689,626	55,898	2	745,526	768,255	44,665	3	812,923
1885	1,978,201	345,410	17,345	2,340,956	1,681,172	298,718	16,397	1,966,287
1886	3,089,706	309,772	19,699	3,419,168	2,759,251	256,767	18,846	3,025,864
1887	5,048,084	341,508	242,134	5,631,726	4,278,417	265,940	200,781	4,745,138
1888	1,377,788	777,698	8,273	2,163,754	1,244,737	633,438	8,275	1,886,470
1889	449,685	36,569	4,639	490,905	439,863	26,591	4,667	471,121
1890	410,796	6,723	4,755	422,274	379,893	6,589	2,379	383,861
1891	1,015,954	1,092,109	153	2,108,216	969,134	613,690	260	1,583,084
1892	6,810,664	1,489,881	413,609	8,714,154	5,726,505	871,263	350,983	6,947,851
1893	8,617,967	454,633	199,285	9,271,885	6,666,382	246,568	147,083	7,060,033
1894	9,090,310	124,619	57,279	9,272,208	6,012,122	76,846	44,484	6,133,452
1895	8,786,798	20,199	18,701	8,825,689	5,339,085	19,258	9,766	5,359,109
1896	9,729,368	115,184	74,699	9,919,542	5,677,637	40,424	53,460	5,771,521
1897	7,717,292	16,603	121,379	7,855,274	5,477,219	11,737	55,241	5,544,197
1898	18,091,962	81,630	786,515	18,963,107	16,477,076	76,242	759,998	17,313,916
1899	9,917,572	17,337	370,561	10,305,470	7,458,538	12,643	313,306	7,784,487
1900	15,975,858	82,785	786,007	16,844,650	11,350,942	58,395	586,241	11,995,488
1901	8,630,666	53,186	1,056,506	9,739,758	6,112,239	34,989	724,720	6,871,939
1902	25,244,489	15,988	857,933	26,117,539	18,024,257	9,161	654,674	18,688,092
1903	30,726,947	892,904	1,365,894	32,985,745	22,999,745	536,264	1,050,694	24,566,703

SESSIONAL PAPER No. 10

Agricultural Products—Continued.

GRAIN—ALL OTHER, N. E. S.

Quantities.				Values.				Year.
Great Britain.	United States.	Other Countries.	Totals.	Great Britain.	United States.	Other Countries.	Totals.	
Bush.	Bush.	Bush.	Bush.	\$	\$	\$	\$	
			10,057	4	5,500	687	6,191	1868
			6,093		4,990	888	5,878	1869
			14,644	4	8,856	273	9,133	1870
			23,954	12,821	3,720		16,541	1871
			102,243	40,900	15,140	926	56,966	1872
			706,619	395,299	2,934	155	398,388	1873
235,776	68	20	235,864	81,144	57	23	81,224	1874
26,109	1,915	375	28,399	21,482	1,414	360	23,256	1875
9,109	87	103	9,299	8,327	81	63	8,471	1876
201	4,333	906	5,440	116	3,185	602	3,903	1877
8	6,358	182	6,548	17	6,176	118	6,311	1878
1,383	5,816	69	7,268	814	2,539	45	3,398	1879
1,719	14,174	1,164	17,057	752	5,735	724	7,211	1880
1,170	2,899	102	4,171	524	1,463	64	2,051	1881
2,220	185,547	42	187,809	1,282	184,302	75	185,659	1882
2,842	103,173	255	106,270	1,618	57,853	257	59,728	1883
12,678	89,695	127	102,500	9,489	58,384	75	67,948	1884
19,803	54,293	244	74,340	11,812	32,569	144	44,525	1885
10,673	59,152	20,380	90,205	5,633	25,651	9,730	41,014	1886
11,791	55,390	3,629	70,810	5,506	23,238	1,817	30,561	1887
4,496	14,172	272	18,940	1,743	10,944	179	12,866	1888
12	71,200	514	71,726	15	40,083	387	40,485	1889
624	35,970	11,669	48,263	187	18,267	5,903	24,357	1890
2,660	40,639	37,629	80,928	1,183	17,169	18,870	37,222	1891
124,464	248,239	334,274	706,977	63,775	124,183	189,675	377,633	1892
675	15,300	26,773	42,748	400	7,155	17,186	24,741	1893
	4,011	1,226	5,237		1,779	876	2,655	1894
	7,463	146	7,609		2,877	96	2,973	1895
2,546	7,232	256	10,034	1,145	2,426	183	3,754	1896
52,850	2,155	669	55,674	23,170	440	274	23,884	1897
2,458	1,243	1,944	5,645	1,099	497	925	2,521	1898
123,683	2,771	22,017	148,471	42,123	407	10,208	52,738	1899
	1,908	2,141	4,049		1,261	1,182	2,443	1900
1,680	2,250	1,260	5,190	750	1,198	709	2,657	1901
204,264	22,063	9,345	235,672	120,824	7,486	6,238	134,548	1902
56,225	2,713	16,840	75,778	27,726	1,586	10,312	39,624	1903

3-4 EDWARD VII., A. 1904

No. 19 (E).—EXPORTS OF CANADA—

Year.	TOTAL GRAIN.							
	Quantities.				Values.			
	Great Britain.	United States.	Other Countries.	Totals.	Great Britain.	United States.	Other Countries.	Totals.
Bush.	Bush.	Bush.	Bush.	£	£	£	£	
1868				10,256,229	2,761,971	6,699,404	49,790	9,502,165
1869				10,293,092	2,529,977	7,011,758	51,099	9,592,834
1870				13,936,687	3,745,859	6,628,520	83,249	10,457,628
1871				8,343,827	2,006,871	4,663,250	31,901	6,702,022
1872				10,691,622	2,860,421	5,986,431	77,743	8,924,595
1873				11,241,143	5,568,551	5,004,344	22,804	10,595,699
1874	6,669,884	6,418,666	282,109	13,370,659	7,739,593	6,963,765	323,286	15,026,644
1875	7,766,040	7,873,074	132,431	15,771,545	7,487,547	7,012,692	76,329	14,576,368
1876	7,543,301	13,296,340	586,573	21,336,214	7,036,199	10,032,524	262,766	17,331,489
1877	6,092,575	7,352,508	230,575	13,675,658	4,647,433	5,470,151	122,627	10,240,211
1878	8,036,044	8,704,218	174,313	16,914,575	7,089,091	5,789,861	91,061	12,970,013
1879	9,417,531	7,739,082	633,661	17,790,274	7,377,073	6,693,571	274,257	14,344,901
1880	11,037,894	9,162,093	1,716,578	21,916,565	8,812,664	6,181,432	901,333	15,895,429
1881	8,747,345	9,882,409	859,010	19,479,764	6,565,886	7,226,711	634,881	14,427,478
1882	7,958,503	15,630,645	1,077,883	24,667,031	7,708,743	13,302,617	778,621	21,789,981
1883	6,963,064	11,754,731	626,720	19,344,515	6,686,744	8,619,341	476,307	15,782,392
1884	3,360,411	8,908,461	836,121	13,104,993	2,659,848	5,988,224	506,793	9,154,865
1885	6,156,036	10,333,806	530,902	17,020,744	4,132,483	6,450,298	268,971	10,851,662
1886	8,998,863	9,963,490	797,303	19,759,656	5,655,018	6,692,265	360,157	12,707,440
1887	10,946,129	10,504,109	956,018	21,506,256	6,826,299	6,097,672	545,529	13,469,500
1888	3,299,772	10,607,486	443,178	14,350,436	2,428,076	7,617,311	190,429	10,235,816
1889	2,054,480	10,693,963	385,665	13,134,048	1,535,544	7,246,190	180,865	8,962,599
1890	2,933,959	10,958,700	660,379	14,553,038	1,835,790	5,424,135	365,575	7,625,500
1891	3,420,618	6,861,171	478,229	10,760,018	2,605,288	4,527,279	302,368	7,434,935
1892	18,654,042	5,597,765	1,963,118	26,214,865	11,478,418	3,385,095	1,369,274	16,232,787
1893	18,045,586	2,867,513	2,060,472	22,973,571	10,935,183	1,765,089	1,134,065	13,834,277
1894	13,503,328	1,482,367	1,879,371	16,865,066	8,385,513	1,047,308	1,011,207	10,444,028
1895	10,845,951	2,696,819	978,667	14,521,437	6,649,257	1,610,704	506,298	8,766,259
1896	11,636,649	1,428,950	1,089,198	14,154,797	6,692,896	873,346	539,566	8,096,808
1897	17,572,275	1,720,007	1,964,865	21,257,147	9,048,491	816,947	746,647	10,612,085
1898	30,335,090	414,728	3,909,244	34,659,062	21,070,382	266,096	2,107,889	23,444,367
1899	22,262,532	366,856	2,254,274	24,883,662	12,349,025	204,560	1,231,785	13,785,370
1900	26,977,620	534,761	2,542,949	30,055,330	16,130,524	396,823	1,559,886	18,087,233
1901	21,071,829	714,905	3,791,384	25,578,118	11,551,632	599,256	2,082,751	14,233,639
1902	31,331,405	440,284	2,938,493	34,710,182	21,244,889	445,170	1,863,677	23,553,736
1903	38,090,173	1,264,608	4,227,496	43,582,277	25,911,769	839,038	2,453,614	29,224,421

SESSIONAL PAPER No. 10

Agricultural Products—Continued.

GRAIN PRODUCTS—FLOUR OF WHEAT.

Quantities.				Values.				Year.
Great Britain.	United States.	Other Countries.	Totals.	Great Britain.	United States.	Other Countries.	Totals.	
Brls.	Brls.	Brls.	Brls.	£	£	£	£	
Not separately stated prior to 1869.								
			375,219	983,512	423,919	541,265	1,948,696	1868
			382,177	1,483,008	264,551	554,590	2,302,149	1870
			306,339	1,006,374	110,423	493,052	1,609,849	1871
			453,144	1,392,161	538,271	741,482	2,671,914	1872
			474,190	1,583,564	364,930	954,960	2,903,454	1873
307,391	138,845	94,081	540,317	1,809,409	802,895	582,368	3,194,672	1874
158,821	35,160	108,802	302,783	740,583	193,484	611,175	1,545,242	1875
204,445	98,057	113,002	415,504	1,103,727	485,453	589,209	2,178,389	1876
128,875	30,405	109,325	268,605	683,769	173,989	627,680	1,485,438	1877
339,869	21,631	114,931	476,431	1,931,999	122,951	684,516	2,739,466	1878
445,074	20,247	109,626	574,947	1,953,599	87,903	531,173	2,572,675	1879
449,368	8,249	86,974	544,591	2,436,891	45,506	448,558	2,930,955	1880
376,008	4,758	58,962	439,728	1,848,259	23,671	301,178	2,173,108	1881
370,775	4,016	94,948	469,739	2,131,332	23,008	594,048	2,748,988	1882
359,724	2,820	126,502	489,046	1,798,710	14,220	703,025	2,515,955	1883
158,926	1,236	37,227	197,389	825,732	6,728	193,535	1,025,995	1884
86,168	2,736	34,873	123,777	381,194	9,676	165,660	556,530	1885
235,027	17,070	134,002	386,099	1,056,558	79,230	609,181	1,744,969	1886
345,769	4,695	169,749	520,213	1,582,147	17,572	722,425	2,322,144	1887
229,420	5,076	115,619	350,115	1,068,139	20,172	491,708	1,580,019	1888
79,437	1,527	50,217	131,181	388,376	8,314	249,378	646,068	1889
87,071	7,472	20,556	115,099	387,309	32,655	102,019	521,383	1890
181,543	12,439	102,802	296,784	851,912	55,249	481,417	1,388,578	1891
249,329	3,998	136,669	389,996	1,110,368	14,448	659,597	1,784,413	1892
204,687	2,412	203,086	410,185	851,026	7,030	882,972	1,741,028	1893
203,467	3,862	221,281	428,610	812,338	9,937	877,192	1,699,467	1894
104,501	2,818	115,656	222,975	420,983	10,706	407,423	839,112	1895
89,425	2,430	94,861	186,716	347,685	7,428	360,320	718,433	1896
246,754	4,270	170,734	421,758	809,434	15,828	715,589	1,540,851	1897
908,399	5,392	335,647	1,249,438	3,954,049	22,182	1,449,529	5,425,760	1898
540,971	5,052	246,513	792,536	2,097,773	19,582	987,933	3,105,288	1899
455,075	3,834	309,253	768,162	1,665,708	12,993	1,113,184	2,791,885	1900
770,714	14,682	333,394	1,118,700	2,702,132	43,579	1,269,515	4,015,226	1901
648,199	10,485	427,964	1,086,648	2,290,056	37,455	1,641,339	3,968,850	1902
633,250	18,940	635,576	1,287,766	2,338,667	68,216	2,292,260	4,699,143	1903

3-4 EDWARD VII., A. 1904

No. 19 (E).—EXPORTS of Canada—

Years.	GRAIN PRODUCTS—OATMEAL.							
	Quantities.				Values.			
	Great Britain.	United States.	Other Countries.	Totals.	Great Britain.	United States.	Other Countries.	Totals.
Brls.	Brls.	Brls.	Brls.	£	£	£	£	
1868								
1869								
1870								
1871								
1872								
1873								
1874								
1875								
1876								
1877								
1878	155,355	17,539	1,617	174,511	674,482	72,012	7,763	754,257
1879	96,111	2,530	1,418	100,059	385,545	9,343	6,481	401,370
1880	95,360	3,793	1,768	100,921	415,776	13,735	8,509	438,020
1881	51,968	560	1,297	53,825	226,978	1,746	5,426	234,150
1882	45,536	1,426	2,678	49,640	187,487	6,397	13,814	207,698
1883	63,001	1,078	1,972	66,051	260,311	5,132	11,131	276,574
1884	52,742	954	2,205	55,901	214,747	4,301	11,246	230,294
1885	63,254	1,666	1,250	65,600	241,854	2,891	5,574	250,319
1886	69,778	4,398	1,750	75,926	286,155	15,680	7,796	309,631
1887	44,757	1,064	2,241	48,062	176,518	3,805	8,899	189,222
1888	11,792	659	1,398	13,849	45,465	1,810	6,250	53,525
1889	37,580	6,490	2,760	46,830	152,516	23,900	11,460	187,876
1890	54,684	13,605	1,949	70,238	261,518	44,839	8,300	254,657
1891	9,304	576	1,868	11,748	35,455	1,900	7,840	45,195
1892	95,444	1,234	5,102	101,780	381,950	4,722	22,647	409,319
1893	124,212	30,534	1,641	156,387	503,294	115,962	6,721	625,977
1894	80,691	3,659	3,764	88,114	285,580	8,756	13,767	308,103
1895	77,149	26	3,088	80,263	265,320	97	10,893	276,310
1896	106,002	7	4,246	110,255	350,526	26	14,103	364,655
1897	138,854	4,164	9,001	152,019	424,496	11,707	26,746	462,949
1898	167,731	4,837	4,253	176,821	525,657	13,729	15,380	554,757
1899	116,324	165	3,497	119,986	384,012	518	12,038	396,568
1900	140,195	304	5,368	145,867	456,843	891	17,347	474,991
1901	147,397	121	4,423	151,851	453,326	330	14,151	467,807
1902	87,936	419	3,351	91,706	329,042	2,442	12,848	344,332
1903	131,024	219	13,593	144,836	480,458	888	55,656	537,002

Not separately stated prior to 1878.

SESSIONAL PAPER No. 10

Agricultural Products—*Continued.*

GRAIN PRODUCTS—ALL OTHER, N.E.S.								Years.
Quantities.				Values.				
Great Britain.	United States.	Other Countries.	Totals.	Great Britain.	United States.	Other Countries.	Totals.	
Brls.	Brls.	Brls.	Brls.	\$	\$	\$	\$	
Not separately stated prior to 1869.								1868
.....	23,862	31,411	86,058	20,845	138,314	1869
.....	38,556	46,783	95,319	11,670	153,772	1870
.....	19,119	12,891	63,262	14,089	90,242	1871
.....	32,655	22,487	104,343	23,643	150,513	1872
.....	47,651	151,694	54,798	24,149	230,632	1873
41,574	9,539	2,049	53,162	180,302	41,959	8,559	230,820	1874
8,392	19,530	2,804	30,726	46,868	81,114	12,416	140,398	1875
29,459	28,799	5,703	63,961	145,476	120,513	21,752	287,741	1876
19,614	12,081	3,513	35,208	93,355	49,276	13,805	156,436	1877
594	16	1,604	2,214	2,019	71	5,831	7,921	1878
506	120	1,849	2,475	1,282	655	4,958	6,895	1879
52	1,174	709	1,935	187	3,400	1,240	4,827	1880
171	79	549	799	553	244	1,729	2,526	1881
1,231	1,660	426	3,317	2,486	6,504	1,744	10,734	1882
3,142	836	232	4,210	6,510	3,562	946	11,018	1883
9,655	1,490	213	11,358	24,676	4,997	656	30,329	1884
6,791	506	225	7,522	17,779	1,297	672	19,748	1885
5,797	421	431	6,649	18,583	885	1,563	21,031	1886
3,501	2,934	268	6,703	12,214	8,103	714	21,031	1887
5,075	7,496	239	12,810	20,287	28,976	756	50,019	1888
7,874	13,370	881	22,125	31,718	44,402	3,375	79,495	1889
21,546	3,039	677	25,262	68,719	9,546	2,044	80,309	1890
3,568	21	561	4,150	12,304	71	1,568	13,943	1891
19,302	286	1,299	20,887	47,269	2,634	4,680	54,583	1892
4,151	662	963	5,776	11,434	916	2,922	15,272	1893
181	280	1,674	2,135	591	373	4,961	5,925	1894
13	594	1,087	1,694	39	1,818	3,226	5,083	1895
438	66	1,513	2,017	1,500	208	4,214	5,922	1896
2,787	750	1,493	5,030	7,619	1,858	2,824	12,301	1897
2,655	718	2,166	5,539	10,447	994	4,244	15,685	1898
1,108	93	2,817	4,018	2,530	274	5,848	8,652	1899
5,200	1,447	1,697	8,344	12,426	1,964	3,331	17,721	1900
14,934	2,317	2,205	19,456	25,021	2,973	4,775	32,769	1901
20,697	5,253	3,494	29,444	39,317	6,593	9,848	55,758	1902
7,605	489	3,157	11,251	19,746	1,242	10,228	31,216	1903

3-4 EDWARD VII., A. 1904

No. 19 (E)—EXPORTS of Canada—

TOTAL GRAIN PRODUCTS.								
Year.	Quantities.				Values.			
	Great Britain.	United States.	Other Countries.	Totals.	Great Britain.	United States.	Other Countries.	Totals.
	Brls.	Brls.	Brls.	Brls.	£	£	£	£
1868				383,344	1,174,083	850,769	604,688	2,629,540
1869				399,081	1,014,923	509,977	562,110	2,087,010
1870				420,733	1,529,791	359,870	566,260	2,455,921
1871				325,458	1,019,265	173,685	507,141	1,700,091
1872				485,799	1,414,648	642,654	765,125	2,822,427
1873				521,841	1,735,258	419,728	979,100	3,134,086
1874	348,965	148,384	96,130	593,479	1,989,711	844,854	590,927	3,425,492
1875	167,213	54,690	111,606	333,509	787,451	274,598	623,591	1,685,640
1876	233,904	126,856	118,705	479,465	1,249,203	605,966	610,961	2,466,130
1877	148,489	42,486	112,838	303,813	777,124	223,265	641,485	1,641,874
1878	495,818	39,186	118,152	653,156	2,608,500	195,034	698,110	3,501,644
1879	541,691	22,897	112,893	677,481	2,340,427	97,901	542,612	2,980,940
1880	544,780	13,216	89,451	647,447	2,852,854	62,641	458,307	3,373,802
1881	428,147	5,397	60,808	494,352	2,075,790	25,661	308,333	2,409,784
1882	417,542	7,102	98,052	522,696	2,321,905	35,909	609,606	2,967,420
1883	425,867	4,734	128,706	559,307	2,065,531	22,914	715,102	2,803,547
1884	221,323	3,680	39,645	264,648	1,065,155	16,026	205,437	1,286,618
1885	156,213	4,338	36,348	196,899	640,827	13,864	171,906	826,597
1886	310,602	21,889	136,183	468,674	1,361,296	95,795	618,540	2,075,631
1887	394,027	8,693	172,258	574,978	1,770,879	29,480	732,038	2,532,397
1888	246,287	13,231	117,256	376,774	1,133,891	59,958	498,714	1,683,563
1889	124,891	21,387	53,858	200,136	572,610	76,616	264,213	913,439
1890	163,301	24,116	23,182	210,599	657,546	86,440	112,363	856,349
1891	194,415	13,636	105,231	312,682	899,671	57,220	490,825	1,447,716
1892	355,975	5,518	143,070	503,663	1,539,587	21,804	686,924	2,248,315
1893	333,050	33,608	205,690	572,348	1,365,754	123,908	892,615	2,382,277
1894	284,339	7,801	226,719	518,859	1,098,509	19,066	895,920	2,013,495
1895	181,663	3,438	119,831	304,932	686,342	12,621	421,542	1,120,505
1896	195,865	2,503	100,620	298,988	699,711	10,662	378,637	1,089,010
1897	388,395	9,184	181,228	578,807	1,241,549	29,393	745,159	2,016,101
1898	1,078,785	10,947	342,066	1,431,798	4,490,153	36,896	1,469,153	5,996,202
1899	658,403	5,310	252,827	916,540	2,484,315	20,374	1,005,819	3,510,508
1900	600,470	5,585	316,318	922,373	2,134,977	15,758	1,133,862	3,284,597
1901	932,955	17,120	339,932	1,290,007	3,180,479	46,882	1,288,441	4,515,802
1902	756,832	16,157	434,809	1,207,798	2,658,415	46,490	1,664,035	4,368,940
1903	771,879	19,648	652,326	1,443,853	2,838,871	70,346	2,358,144	5,267,361

SESSIONAL PAPER No. 10

Agricultural Products—Continued.

HAY.								Years.
Quantities.				Values.				
Great Britain.	United States.	Other Countries.	Totals.	Great Britain.	United States.	Other Countries.	Totals.	
Tons.	Tons.	Tons.	Tons.	\$	\$	\$	\$	
			7,859	30	56,700	13,891	70,621	1868
			4,952	2,366	35,447	5,618	43,431	1869
			8,819		63,005	2,211	65,216	1870
			23,487		279,294	10,923	290,217	1871
			50,827		673,453	16,580	690,033	1872
			36,385		436,010	12,271	448,281	1873
	25,904	821	26,725		282,660	10,550	293,210	1874
	19,409	1,349	20,758		192,778	17,908	210,686	1875
604	30,744	2,172	33,520	13,198	279,832	28,503	321,533	1876
723	27,682	1,170	29,575	10,903	227,773	16,087	254,763	1877
1,069	15,401	799	17,269	14,354	137,878	11,396	163,628	1878
2,839	7,650	1,215	11,704	35,261	58,004	12,378	105,643	1879
4,791	58,357	1,296	64,444	41,297	429,193	14,477	484,967	1880
5,344	160,673	2,364	168,381	63,620	1,718,679	30,909	1,813,208	1881
4,064	85,136	1,447	90,647	51,953	845,503	18,235	915,691	1882
3,304	89,005	1,431	93,740	41,581	843,404	17,120	902,105	1883
5,251	101,639	1,571	108,461	64,058	831,601	17,398	913,057	1884
5,308	127,820	1,811	134,939	66,367	1,181,616	22,542	1,270,525	1885
5,674	85,490	2,780	93,944	69,534	897,806	33,996	1,001,336	1886
6,523	69,450	870	76,843	61,436	670,749	11,211	743,396	1887
6,044	81,068	3,157	93,269	64,781	800,622	37,926	903,329	1888
6,928	82,308	2,244	91,480	84,610	822,381	27,091	934,082	1889
10,408	101,713	3,041	115,162	109,634	922,797	36,123	1,068,554	1890
11,852	50,070	3,161	65,083	150,291	375,813	33,385	559,489	1891
14,969	67,067	2,890	84,926	167,604	598,567	34,362	800,533	1892
50,892	94,282	6,707	151,881	515,461	854,958	82,453	1,452,872	1893
175,559	87,847	13,400	276,806	1,700,409	753,575	147,204	2,601,188	1894
54,933	137,514	6,625	199,072	492,683	979,914	67,094	1,539,691	1895
29,293	182,719	2,628	214,640	305,616	1,641,471	29,344	1,976,431	1896
18,752	92,002	3,006	113,754	193,172	773,079	32,987	999,238	1897
30,230	3,296	3,565	37,091	299,462	24,959	33,423	357,844	1898
34,700	23,200	4,528	62,428	258,604	118,274	34,753	411,631	1899
47,748	101,982	25,686	175,416	378,946	715,594	319,569	1,414,109	1900
51,644	155,221	46,112	252,977	459,235	1,158,108	480,539	2,097,882	1901
212,145	68,689	153,751	434,585	1,702,538	502,700	2,208,173	4,413,411	1902
163,178	266,482	20,393	450,053	1,421,506	1,924,598	249,561	3,595,665	1903

3-4 EDWARD VII., A. 1904

No. 19 (E).—EXPORTS of Canada—

Years.	Quantities.				Values.			
	Great Britain.	United States.	Other Countries.	Totals.	Great Britain.	United States.	Other Countries.	Totals.
	Bush.	Bush.	Bush.	Bush.	£	£	£	£
1868				33,896		38,382		38,382
1869				22,332		33,102		33,102
1870				127,343		112,120		112,120
1871				167,939		132,810		132,810
1872				241,889		205,260		205,260
1873				374,934		215,137		215,137
1874		481,099		481,099		153,780		153,780
1875		101,889		101,889		109,517		109,517
1876		153,926		153,926		144,336		144,336
1877		306,432	1,120	307,552		275,213	870	276,083
1878		614,199		614,199		439,792		439,792
1879		505,716	213	505,929		423,258	85	423,343
1880		1,055,244	1,050	1,056,294		843,132	438	843,570
1881	3	736,445	101	736,549	10	649,772	75	649,857
1882		1,171,440	100	1,171,540		1,108,833	110	1,108,943
1883		1,329,641	317	1,329,958		1,136,556	144	1,136,700
1884		235,842	117	235,959		178,110	220	178,330
1885		374,961		374,961		280,137		280,137
1886		284,443		284,443		222,187		222,187
1887		182,176		182,176		146,012		146,012
1888		193,465		193,465		154,145		154,145
1889		131,821	584	132,405		105,183	687	105,870
1890		258,891	1,078	259,969		149,310	1,070	150,380
1891		120,093	1,400	121,493		87,084	1,090	88,174
1892		25	1,924	1,949		20	1,430	1,450
1893		22	1,800	1,822		19	1,226	1,245
1894		62	7,020	7,082		45	4,353	4,398
1895		7,753	9,662	17,415		4,479	7,681	12,160
1896		33	12,213	12,246		82	9,397	9,479
1897		400	8,905	9,305		690	7,120	7,810
1898		1,142	5,461	6,603		525	3,572	4,097
1899		500	4,407	4,907		375	2,948	3,323
1900			9,199	9,199			10,939	10,939
1901			4,087	4,087			3,563	3,563
1902		145	5,980	6,125		116	5,590	5,706
1903			9,032	9,032			7,415	7,415

SESSIONAL PAPER No. 10

Agricultural Products—*Continued.*

SEEDS—CLOVER AND GRASS.

Quantities.				Values.				Years.
Great Britain.	United States.	Other Countries.	Totals.	Great Britain.	United States.	Other Countries.	Totals.	
Bush.	Bush.	Bush.	Bush.	£	£	£	£	
Not separately stated prior to 1889.								1868
								1869
								1870
								1871
								1872
								1873
								1874
								1875
								1876
								1877
								1878
								1879
								1880
								1881
								1882
								1883
								1884
								1885
								1886
								1887
								1888
.....				123,249	28,252	12,846	164,347	1889
.....				140,884	30,066	5,262	176,212	1890
.....				223,093	55,419	39,691	318,203	1891
.....				393,898	24,374	37,243	455,515	1892
.....				136,151	78,116	7,650	221,917	1893
63,959	7,237	7,057	78,253	454,181	29,405	47,229	530,815	1894
113,430	35,202	16,038	164,670	625,996	115,463	81,600	823,059	1895
62,869	24,632	10,517	98,018	289,996	74,973	46,885	411,854	1896
60,569	14,796	9,603	84,968	294,969	32,484	32,190	359,643	1897
65,058	32,757	13,303	111,118	303,613	44,981	56,999	405,623	1898
91,318	40,268	65,242	196,828	409,686	50,529	261,915	722,130	1899
29,420	50,528	22,930	102,878	188,829	57,199	71,240	317,268	1900
54,490	62,022	18,082	134,594	371,980	119,243	99,340	590,563	1901
93,428	152,575	54,587	300,590	623,057	350,547	316,267	1,289,871	1902
58,239	57,111	63,470	178,820	397,150	124,303	393,470	914,923	1903

3-4 EDWARD VII., A. 1904

No. 19 (E).—EXPORTS of Canada—

Year.	SEEDS—ALL OTHER (INCLUDING FLAX) N. E. S.				TOTAL SEEDS.			
	Values.				Values.			
	Great Britain.	United States.	Other Countries.	Totals.	Great Britain.	United States.	Other Countries.	Totals.
	\$	\$	\$	\$	\$	\$	\$	\$
1868					66,434	95,762	551	162,747
1869					17,131	61,674	839	79,644
1870					569	138,684	170	139,423
1871					153,682	337,528	818	492,028
1872					23,227	69,434	1,241	93,902
1873					687	7,554	723	8,964
1874					185	11,669	452	12,306
1875					7,605	41,370	287	52,262
1876					43,594	275,996	78	319,668
1877					132,321	152,861	502	285,684
1878					151,475	37,690	14,554	203,719
1879					133,217	57,310	352	190,879
1880					425,778	149,341	15,946	591,065
1881	Not separately stated prior to 1889.				156,631	45,489	2,356	204,476
1882					741,205	139,951	32,059	913,215
1883					177,307	29,164	581	207,052
1884					64,994	8,653	7,357	81,004
1885					67,861	46,187	2,219	116,267
1886					126,156	6,870	7,007	140,033
1887					87,719	3,756	5,915	97,390
1888					104,769	56,537	1,681	162,987
1889	1,592	9,881	69	11,542	124,841	38,133	12,915	175,889
1890	1,240	4,723	25	5,988	142,124	34,789	5,287	182,200
1891	972	2,346	13	3,331	224,065	57,765	39,704	321,534
1892	112	1,251	1,259	2,622	394,010	25,625	38,502	458,137
1893	1	5,379	243	5,626	136,155	83,495	7,893	227,54
1894	548	6,004	55	6,607	454,729	35,409	47,284	537,422
1895	47,913	45,240	4,422	97,575	673,909	160,703	86,022	920,634
1896	48,559	10,135	1,176	59,870	338,555	85,108	48,061	471,724
1897	76,188	3,668	66	79,922	371,157	36,152	32,256	439,565
1898	11,430	10,154	14	21,598	315,073	55,135	57,013	427,221
1899	13,688	3,162	2,037	18,887	423,374	53,691	263,952	741,017
1900	894	4,367	123	5,384	189,723	61,566	71,363	322,652
1901	3,943	8,930	1,648	14,521	375,923	128,173	100,988	605,084
1902	956	18,442	53	19,451	624,013	368,989	316,320	1,309,322
1903	46	4,137	66	4,249	397,196	128,440	393,536	919,172

SESSIONAL PAPER No. 10

Agricultural Products—*Continued.*

VEGETABLES—POTATOES.								Years.
Quantities.				Values.				
Great Britain.	United States.	Other Countries.	Totals.	Great Britain.	United States.	Other Countries.	Totals.	
Bush.	Bush.	Bush.	Bush.	\$	\$	\$	\$	
Not separately stated prior to 1876.								1868
								1869
								1870
								1871
								1872
								1873
								1874
								1875
630	14,136	216,685	231,451	315	6,067	78,944	85,326	1876
450	2,890,596	222,774	3,113,820	180	1,297,567	97,037	1,394,784	1877
319,985	462,585	279,659	1,062,229	104,411	145,823	110,900	361,134	1878
222	2,407,694	246,506	2,654,422	107	1,128,350	132,932	1,261,389	1879
444,026	579,523	399,866	1,423,415	147,871	160,693	151,104	459,668	1880
27,331	1,902,709	365,267	2,295,307	11,923	67,6507	141,788	830,218	1881
150	3,578,253	221,759	3,800,162	117	2,131,125	137,527	2,268,769	1882
103	2,181,631	243,245	2,424,979	62	928,637	120,255	1,048,954	1883
67	387,437	365,931	753,435	62	98,444	133,210	231,716	1884
111	377,885	282,719	660,715	47	108,797	125,968	234,812	1885
627	1,848,462	373,838	2,222,927	192	374,122	118,388	492,702	1886
1,317	1,276,809	290,545	1,568,671	640	328,602	109,964	439,206	1887
1,427	2,486,441	206,862	2,694,730	973	957,570	91,952	1,050,495	1888
444	717,668	257,739	975,851	245	192,576	94,942	287,763	1889
.....	1,053,230	405,567	1,458,797	308,915	186,830	495,745	1890
2,278	3,326,546	339,901	3,668,725	1,400	1,478,092	214,179	1,693,671	1891
5,648	135,324	445,224	586,196	1,810	41,886	251,725	295,421	1892
5,876	800,225	306,737	1,112,838	2,645	259,176	160,137	421,958	1893
3	635,959	461,614	1,097,576	2	193,917	204,073	397,992	1894
628	773,707	604,707	1,379,042	556	238,977	287,846	527,379	1895
787	77,072	518,776	596,635	454	15,309	211,843	227,606	1896
6	80,180	690,153	770,339	2	19,611	226,494	246,107	1897
.....	964,613	485,465	1,450,078	327,223	306,704	633,927	1898
485	134,363	516,387	651,235	375	47,629	267,473	315,477	1899
954	44,084	635,482	680,520	392	17,415	312,424	330,231	1900
3,514	232,101	651,794	887,409	1,379	68,151	294,857	364,387	1901
.....	808,041	522,411	1,330,452	327,046	361,235	688,281	1902
.....	138,855	522,112	660,967	56,969	329,779	386,748	1903

3-4 EDWARD VII., A. 1904

No. 19 (E).—EXPORTS of Canada—

Years.	VEGETABLES—ALL OTHER, N.E.S.				TOTAL VEGETABLES.			
	Values.				Values.			
	Great Britain.	United States.	Other Countries.	Totals.	Great Britain.	United States.	Other Countries.	Totals.
	§	§	§	§	§	§	§	§
1868					12	107,779	10,169	117,960
1869					4,252	50,365	22,279	76,896
1870					60	21,576	34,687	56,323
1871					149	160,482	44,887	205,518
1872					42	28,035	45,424	73,501
1873					2,010	96,831	54,994	153,835
1874					9,434	214,622	108,022	332,078
1875					390	71,545	75,978	147,913
1876	343	8,719	12,643	21,705	658	14,786	91,587	107,031
1877	5	53,892	11,875	65,772	185	1,351,459	108,912	1,460,556
1878	42	17,144	8,830	26,016	104,453	162,967	119,730	387,150
1879	702	15,187	9,134	25,023	809	1,143,537	142,066	1,286,412
1880	572	32,015	7,813	40,400	148,443	192,708	158,917	500,068
1881	53	53,755	13,937	67,745	11,976	730,262	155,725	897,963
1882	83	180,259	15,093	195,435	200	2,311,384	152,620	2,464,204
1883	335	82,151	9,401	91,887	397	1,010,788	129,656	1,140,841
1884	334	79,940	12,006	92,280	396	178,384	145,216	323,996
1885	200	61,624	13,238	75,062	247	170,421	139,206	309,874
1886	254	49,828	13,924	64,006	446	423,950	132,312	556,708
1887	773	75,517	7,349	83,639	1,413	404,119	117,313	522,845
1888	259	93,102	5,390	98,751	1,232	1,050,672	97,342	1,149,246
1889	542	63,613	5,811	69,966	787	256,189	100,753	357,729
1890	1,383	96,079	6,837	104,299	1,383	404,994	193,667	600,044
1891	1,487	92,933	8,334	102,754	2,887	1,571,025	222,513	1,796,425
1892	260	70,064	10,595	80,919	2,070	111,950	262,320	376,340
1893	27,107	106,872	10,684	144,663	29,752	366,048	170,821	566,621
1894	3,145	107,233	17,453	127,831	3,147	301,150	221,526	525,823
1895	12,454	104,272	15,585	132,311	13,010	343,249	303,431	659,690
1896	2,142	96,056	9,178	107,376	2,596	111,365	221,021	334,982
1897	8,908	111,143	10,668	130,719	8,910	130,754	237,162	376,826
1898	5,147	88,162	11,308	104,617	5,147	415,385	318,012	738,544
1899	17,163	120,296	13,405	150,864	17,538	167,925	280,878	466,341
1900	27,570	132,015	14,177	173,762	27,962	149,430	326,601	503,993
1901	52,317	123,250	18,269	193,836	53,696	191,401	313,126	558,223
1902	24,854	258,592	24,183	307,629	24,854	585,638	385,418	995,910
1903	7,375	122,269	42,269	171,913	7,375	179,238	372,048	558,661

Not separately stated prior to 1876.

SESSIONAL PAPER No. 10

Agricultural Products—*Concluded.*

ALL OTHER ARTICLES, N.E.S.				TOTALS.				Years.
Values.				Values.				
Great Britain.	United States.	Other Countries.	Totals.	Great Britain.	United States.	Other Countries.	Totals.	
\$	\$	\$	\$	\$	\$	\$	\$	
7,956	86,698	829	95,483	4,056,340	8,136,017	678,698	12,871,055	1868
43,147	55,226	746	99,119	3,620,584	7,912,017	650,101	12,182,702	1869
78,229	71,012	292	149,533	5,377,970	7,600,330	698,319	13,676,619	1870
3,173	23,831	1,873	28,877	3,222,931	6,022,432	608,561	9,853,924	1871
2,416	148,510	1,193	152,119	4,440,441	8,014,160	924,290	13,378,891	1872
16,620	129,982	2,795	149,397	7,455,272	6,446,374	1,093,694	14,995,340	1873
5,801	68,967	1,701	76,469	9,804,375	8,743,669	1,042,098	19,590,142	1874
10,255	100,675	2,620	113,550	8,432,963	8,012,813	812,582	17,258,358	1875
6,124	101,134	378	107,636	8,394,103	11,741,615	1,000,947	21,139,665	1876
17,906	122,758	729	141,393	5,752,550	8,038,256	898,576	14,689,376	1877
22,770	55,352	2,122	80,244	10,087,329	6,977,038	944,387	18,008,754	1878
7,429	47,349	5,913	60,691	10,048,632	8,591,143	988,689	19,628,464	1879
41,409	63,579	5,033	110,021	12,641,961	8,086,795	1,565,572	22,294,328	1880
5,436	90,677	3,675	99,788	9,490,890	10,631,374	1,146,063	21,268,327	1881
30,333	179,187	1,147	210,667	11,244,152	18,189,118	1,602,442	31,035,712	1882
83,848	132,613	210	216,671	9,474,740	11,989,280	1,354,499	22,818,519	1883
17,571	137,808	11,130	166,509	3,990,127	7,503,111	904,605	12,397,843	1884
19,605	100,083	1,722	121,410	5,502,763	8,392,341	623,189	14,518,293	1885
82,221	247,679	6,132	336,032	7,729,264	8,752,994	1,170,521	17,652,779	1886
4,829	285,771	697	291,297	9,438,408	7,966,248	1,421,579	18,826,235	1887
2,692	155,639	1,086	159,417	4,292,640	10,306,278	837,442	15,436,360	1888
16,075	129,234	267	145,576	3,674,055	9,125,707	614,349	13,414,111	1889
4,699	84,355	271	89,325	3,661,826	7,519,253	726,951	11,908,030	1890
18,757	88,489	492	107,738	5,254,028	7,291,246	1,121,584	13,666,858	1891
11,072	88,994	3,971	104,037	15,119,780	4,573,779	2,419,725	22,113,284	1892
47,372	130,014	2,463	179,849	15,443,211	4,132,105	2,474,174	22,049,490	1893
43,126	81,061	4,466	128,653	12,431,275	2,784,520	2,461,854	17,677,649	1894
17,555	107,613	6,871	132,039	10,414,380	3,710,022	1,594,726	15,719,128	1895
18,796	125,956	2,625	147,377	9,551,316	3,232,793	1,299,252	14,083,361	1896
15,031	98,821	2,501	116,353	13,507,342	2,419,814	2,055,490	17,982,646	1897
83,515	85,845	11,825	181,185	27,747,140	1,133,293	4,182,852	33,063,285	1898
59,986	125,833	10,239	196,058	18,447,543	1,149,686	3,355,686	22,952,915	1899
17,319	244,276	13,854	275,449	21,674,965	2,941,110	3,800,534	27,516,609	1900
48,142	217,627	14,183	279,952	17,337,633	2,907,969	4,535,884	24,781,486	1901
23,521	155,835	22,405	201,761	27,973,503	2,555,216	6,623,969	37,152,688	1902
433,949	297,931	211,319	943,199	34,206,693	3,882,282	6,535,346	44,624,321	1903

3-4 EDWARD VII., A. 1904

No. 19 (F).—EXPORTS of Canada—

Years.	AGRICULTURAL IMPLEMENTS.				BOOKS, PAMPHLETS, MAPS, &C.			
	Values.				Values.			
	Great Britain.	United States.	Other Countries.	Totals.	Great Britain.	United States.	Other Countries.	Totals.
£	£	£	£	£	£	£	£	
1868					746	12,923	124	13,793
1869					1,410	16,814	89	18,304
1870					5,763	46,030		51,793
1871					6,554	24,126	1,393	32,073
1872					12,119	53,686	2,935	68,740
1873					11,028	32,629	1,175	44,832
1874					2,499	34,529	254	37,282
1875					4,632	40,935	67	45,634
1876					7,098	13,431		20,529
1877					4,018	16,019	50	20,087
1878	46,032	6,394	33,575	86,001	8,605	14,152	556	23,313
1879	38,214	14,575	27,122	79,911	3,646	15,781	92	19,519
1880	49,184	7,852	2,092	59,128	7,696	22,865	400	30,961
1881	15,463	8,019	7,787	31,269	10,082	20,798	441	31,321
1882	13,329	10,116	22,697	46,142	7,270	15,035	918	23,223
1883	7,390	7,697	1,679	16,766	14,127	16,099	15,325	45,551
1884	9,352	6,389	1,511	17,252	30,271	16,222	58,993	105,486
1885	2,390	9,451	10,799	22,640	42,505	23,285	89,721	155,511
1886	3,056	5,434	8,168	16,658	24,243	16,001	46,433	86,677
1887	24,910	6,950	16,200	48,060	45,928	19,103	53,853	118,884
1888	59,099	8,018	88,102	155,219	9,003	23,936	38,847	71,786
1889	45,379	9,730	266,232	321,341	16,559	20,681	12,274	49,514
1890	71,435	3,089	292,674	367,198	13,952	29,504	12,164	55,620
1891	100,031	10,196	142,393	252,620	19,458	35,558	13,000	68,016
1892	214,091	4,443	184,244	402,778	24,573	41,943	11,135	77,651
1893	298,539	16,377	237,337	462,253	13,713	45,501	12,222	71,436
1894	157,601	6,575	301,506	465,682	15,153	33,822	10,117	59,092
1895	298,879	7,808	357,031	663,718	10,201	39,772	11,356	61,329
1896	257,233	4,034	332,197	593,464	12,934	41,995	7,994	62,923
1897	268,218	2,137	491,487	761,842	23,603	49,761	10,973	84,337
1898	462,498	4,209	976,433	1,443,140	28,131	59,390	13,446	100,967
1899	602,875	9,590	1,251,003	1,863,468	23,452	49,659	22,425	95,536
1900	474,532	9,590	1,208,033	1,692,155	37,733	52,400	51,083	141,216
1901	375,594	35,085	1,332,267	1,742,946	44,970	62,968	18,785	126,723
1902	378,229	18,159	1,418,342	1,814,730	25,614	85,823	22,721	134,158
1903	448,668	29,468	1,806,768	2,284,904	44,988	80,522	28,019	153,529

Not separately stated prior to 1878.

SESSIONAL PAPER No. 10

Manufactures.

CARRIAGES, WAGONS, CARTS, &C.—BICYCLES.								Years.
Quantities				Values.				
Great Britain.	United States.	Other Countries.	Totals.	Great Britain.	United States.	Other Countries.	Totals.	
No.	No.	No.	No.	§	§	§	§	
								1868
								1869
								1870
								1871
								1872
								1873
								1874
								1875
								1876
								1877
								1878
								1879
								1880
								1881
								1882
								1883
								1884
								1885
								1886
								1887
								1888
								1889
								1890
								1891
								1892
								1893
								1894
								1895
								1896
								Included with 'Carriages, wagons, &c., all other,' n.e.s., for 1896.
481	159	5,491	6,131	23,188	9,573	266,903	299,664	1897
616	307	7,694	8,617	28,901	10,760	333,722	373,383	1898
265	144	5,710	6,119	10,787	5,332	225,634	241,753	1899
57	133	5,097	5,287	2,843	3,841	170,059	176,743	1900
1,724	218	8,543	10,485	54,315	6,172	286,735	347,222	1901
1,202	138	8,444	9,784	38,415	2,777	271,643	312,835	1902
133	94	3,979	4,206	3,901	1,857	122,808	128,566	1903

3-4 EDWARD VII., A. 1904

No. 19 (F).—EXPORTS of Canada—

Years.	CARRIAGES, WAGONS, &C.—ALL OTHER, N.E.S.				CLOTHING.			
	Values.				Values.			
	Great Britain.	United States.	Other Countries.	Totals.	Great Britain.	United States.	Other Countries.	Totals.
	£	£	£	£	£	£	£	£
1868	1,525	19,797	630	21,952				
1869	2,760	22,142	255	25,157				
1870	1,180	22,857	804	24,841				
1871	1,525	23,326	726	25,577				
1872	300	26,412	200	26,912				
1873	945	23,753	564	25,262				
1874	1,500	18,160	390	20,050				
1875	700	13,277	226	14,203				
1876	2,434	14,866	645	17,945				
1877	2,473	9,776	2,183	14,432	12,556	6,884	3,076	22,516
1878	5,315	18,720	34,374	58,409	7,439	15,070	2,245	24,754
1879	2,919	23,906	17,159	43,984	2,399	15,235	5,419	23,053
1880	4,646	31,990	3,844	40,480	2,136	5,878	728	8,742
1881	3,628	31,013	11,801	46,442	2,363	7,234	355	9,952
1882	4,217	18,230	9,609	32,056	1,120	5,313	413	6,846
1883	1,993	10,030	9,691	21,714	2,711	6,467	879	10,057
1884	2,447	12,718	6,591	21,756	1,932	6,053	7,536	15,521
1885	3,160	10,666	3,939	17,765	3,066	9,016	2,973	15,055
1886	3,923	12,130	6,316	22,369	4,096	7,933	955	12,984
1887	976	14,477	3,987	18,540	4,825	13,048	1,187	19,060
1888	2,747	10,528	4,415	17,690	5,167	41,566	3,607	50,340
1889	1,781	22,058	3,413	27,252	3,967	49,563	2,207	55,737
1890	1,630	12,573	3,254	17,457	5,315	39,704	2,751	47,770
1891	4,526	17,451	4,128	26,105	10,784	26,613	27,043	64,440
1892	7,187	15,642	18,614	41,443	2,491	20,148	17,127	39,766
1893	16,265	17,893	12,342	46,500	3,568	31,251	16,300	51,119
1894	8,570	14,391	56,586	79,547	5,453	17,800	10,167	33,420
1895	15,853	15,783	22,517	54,153	5,416	24,279	7,792	37,487
1896	25,853	19,099	52,289	97,241	6,604	28,353	19,712	54,669
1897	19,421	11,465	40,500	71,386	4,749	18,147	18,921	41,817
1898	28,224	9,763	36,289	74,276	4,266	16,987	13,338	34,591
1899	12,838	12,231	40,628	65,697	5,468	19,643	14,589	39,700
1900	12,476	13,798	33,967	60,241	28,283	29,193	113,608	171,084
1901	15,335	12,883	82,657	110,875	282,512	31,986	327,498	641,996
1902	24,291	39,383	104,230	167,904	13,573	46,673	37,667	97,913
1903	19,205	17,234	86,635	123,074	20,761	47,775	43,748	112,284

Not separately stated prior to 1877.

SESSIONAL PAPER No. 10

Manufactures—Continued

CORDAGE, ROPE AND TWINE.				COTTONS.				Year.
Values.				Values.				
Great Britain.	United States.	Other Countries.	Totals.	Great Britain.	United States.	Other Countries.	Totals.	
\$	\$	\$	\$	\$	\$	\$	\$	
				560	2,650	350	3,000	1868
				1,153	15,372	250	16,182	1869
				2,036	10,141	1,611	12,905	1870
					630	1,038	3,704	1871
					2,512	3,396	5,908	1872
					5,949	3,427	9,376	1873
				1,301	3,736		5,037	1874
					2,209	36	2,245	1875
				597	6,383		6,980	1876
				599	4,580	500	5,679	1877
					158	2,017	2,371	1878
					370	319	1,418	1879
				2,045	1,494	631	4,170	1880
				276	343	921	1,540	1881
					350	1,022	1,372	1882
					10,096	1,469	11,565	1883
				4,820	2,755	3,356	10,931	1884
				33,123	2,080	1,988	37,191	1885
				6,373	7,860	6,399	20,632	1886
				670	6,742	2,734	10,146	1887
				10,586	57,459	7,128	75,173	1888
				6,926	127,806	14,001	148,733	1889
				4,446	101,455	2,921	108,822	1890
				5,995	79,574	74,385	159,954	1891
				3,667	63,027	256,017	322,711	1892
				2,025	105,123	264,329	371,477	1893
				3,831	66,964	478,963	549,758	1894
				7,938	150,722	387,508	546,168	1895
				22,309	141,840	602,663	766,812	1896
				60,149	127,542	727,636	915,327	1897
				33,008	91,095	393,532	517,635	1898
				35,760	65,541	312,267	413,571	1899
				51,810	94,210	268,239	414,259	1900
				54,333	118,560	331,607	504,500	1901
				81,348	59,819	762,428	903,595	1902
				81,853	42,818	477,930	602,604	1903

Not separately stated prior to 1877.

3-4 EDWARD VII., A. 1904

No. 19 (F).—EXPORTS of Canada—

Years.	COTTON WASTE.							
	Quantities.				Values.			
	Great Britain.	United States.	Other Countries.	Totals.	Great Britain.	United States.	Other Countries.	Totals.
Lbs.	Lbs.	Lbs.	Lbs.	£	£	£	£	
1868								
1869								
1870								
1871								
1872								
1873								
1874								
1875								
1876								
1877								
1878								
1879								
1880								
	Not separately stated prior to 1888.							
1881								
1882								
1883								
1884								
1885								
1886								
1887								
1888		1,009,188		1,009,188		30,121		30,121
1889		1,744,760		1,744,760		54,547		54,547
1890		1,263,323	53,573	1,316,896		45,318	1,637	46,955
1891	100	1,680,790		1,680,890	15	48,024		48,039
1892		2,274,850		2,274,850		67,762		67,762
1893		1,714,234		1,714,234		52,594		52,594
1894	64,262	1,375,086		1,439,348	3,612	39,711		43,323
1895	30,505	2,007,000	4,717	2,042,222	1,217	42,758	292	44,267
1896	14,300	2,050,817	6,150	2,071,267	443	42,128	430	43,001
1897	101,725	1,544,777	1,120	1,647,622	1,754	32,696	84	34,534
1898		2,208,150		2,208,150		46,776		46,776
1899	12,464	2,018,224	106,456	2,137,144	209	37,147	1,906	39,262
1900	9,488	2,804,858	338,927	3,153,273	43	50,572	6,565	57,180
1901	60,789	2,212,959	871,253	3,145,001	844	45,228	24,553	70,625
1902	34,858	2,202,054	472,810	2,709,722	540	44,824	10,004	55,368
1903		2,678,906	92,504	2,771,410		59,375	2,204	61,579

SESSIONAL PAPER No. 10

Manufactures—Continued.

DRUGS, CHEMICALS, DYES, &C.—EXTRACT OF HEMLOCK BARK.								
Quantities.				Values.				Years.
Great Britain.	United States.	Other Countries.	Totals.	Great Britain.	United States.	Other Countries.	Totals.	
Brls.	Brls.	Brls.	Brls.	\$	\$	\$	\$	
			20,910	123,783	81,768	49	205,600	1868
			18,751	32,186	154,144	420	186,750	1869
				27,618	126,841	477	154,936	1870
				33,793	49,224	310	83,327	1871
				64,467	53,256	100	117,823	1872
			13,629	77,534	28,170	560	106,264	1873
4,312	5,224	40	9,776	46,395	48,822	500	95,717	1874
15,123	5,288	2,221	22,632	155,670	52,389	22,170	230,229	1875
25,478	3,247		28,725	343,020	36,238		379,258	1876
9,115	6,708		15,823	117,631	44,006		161,637	1877
10,254	6,789	2,399	19,442	117,917	41,149	28,774	187,840	1878
3,734	6,164	704	10,602	56,469	40,389	5,039	101,897	1879
8,480	10,136	25	18,641	104,318	67,099	391	171,808	1880
5,498	16,505	31	22,034	76,238	113,285	545	190,068	1881
10,373	18,602	400	29,375	116,391	114,147	4,370	234,908	1882
10,344	28,995	984	40,323	119,820	170,620	14,978	305,418	1883
17,733	5,659	4,554	27,946	264,673	37,612	58,871	361,156	1884
9,419	2,977	3,370	15,766	137,279	24,118	41,814	203,211	1885
9,751	2,742	1,406	13,899	128,785	20,267	17,965	167,017	1886
7,247	5	2,247	9,499	102,177	58	33,842	136,077	1887
8,397	25	1,459	9,881	130,957	317	27,129	158,403	1888
9,484		205	9,689	156,312		2,727	159,039	1889
11,047		180	11,227	158,437		3,385	161,822	1890
10,302		677	10,979	175,335		11,841	187,176	1891
9,838	54	281	10,173	150,714	766	6,273	157,753	1892
6,233		165	6,398	105,596		2,489	108,085	1893
8,967		287	9,254	122,950		4,742	127,692	1894
7,710	5	81	7,796	114,734	43	1,117	115,894	1895
9,926	95	237	10,258	171,127	892	2,800	174,819	1896
5,620	264	241	6,125	91,360	3,015	3,108	97,483	1897
5,494		368	5,862	80,198		4,091	84,289	1898
6,522			6,522	77,607			77,607	1899
5,355		1	5,356	64,389		16	64,405	1900
4,125	345	325	4,795	52,190	2,757	2,374	57,321	1901
5,514	176	369	6,059	66,814	1,408	4,018	72,240	1902
4,398	20	397	4,815	53,376	293	4,690	58,359	1903

3-4 EDWARD VII., A. 1904

No. 19 (F).—EXPORTS of Canada—

Years.	DRUGS, CHEMICALS, &C.—ALL OTHER, N.E.S.				EXPLOSIVES.			
	Values.				Values.			
	Great Britain.	United States.	Other Countries.	Totals.	Great Britain.	United States.	Other Countries.	Totals.
£	£	£	£	£	£	£	£	
1868								
1869								
1870								
1871								
1872	Not separately stated prior to 1877.							
1873								
1874								
1875								
1876								
1877	5,636	1,808	3,722	11,166				
1878	54	2,875	3,062	5,991				
1879	1,600	6,549	142	8,291				
1880		77	21	98				
1881		30	49	79				
1882	570	86	150	806	Not separately stated prior to 1890.			
1883								
1884								
1885								
1886								
1887								
1888								
1889								
1890	19,135	24,075	24,767	67,977		19,219		19,219
1891	8,047	29,890	34,939	72,876		61,039	5,114	66,153
1892	12,821	35,229	26,814	74,864	11,648	42,820	7,295	61,763
1893	3,766	40,784	43,391	87,941		36,921	19,843	56,764
1894	9,695	21,037	41,869	72,601		19,978	9,072	29,050
1895	3,364	65,400	38,782	107,546		88,319	9,764	98,083
1896	10,472	48,452	31,381	90,305		79,645	13,118	92,763
1897	4,005	36,020	59,869	99,894		68,132	8,446	76,578
1898	6,411	41,400	73,059	120,870	70	66,960	7,275	74,305
1899	36,776	40,878	92,607	170,321	7,297	93,811	13,957	115,065
1900	114,922	43,657	93,382	251,961	509	134,185	21,070	155,764
1901	121,433	157,608	92,972	372,013	27,128	162,990	50,417	240,535
1902	117,590	300,164	131,143	548,897	12,153	206,388	29,893	248,434
1903	120,995	304,977	205,303	631,275	14,814	360,858	37,262	412,934

SESSIONAL PAPER No. 10

Manufactures—Continued.

FURS.				HOUSEHOLD EFFECTS.				Years.
Values.				Values.				
Great Britain.	United States.	Other Countries.	Totals.	Great Britain.	United States.	Other Countries.	Totals.	
\$	\$	\$	\$	\$	\$	\$	\$	
315	466	1,558	2,339					1868
105	113	3,341	3,559					1869
804	8,783	168	9,755					1870
357	1,405	3,439	5,201					1871
2,084	6,139	12,010	20,233					1872
810	2,608	3,216	6,634					1873
2,123	987		3,110					1874
	2,345	113	2,458					1875
1,797	2,049		3,846					1876
	4,933		4,933					1877
1,370	1,557	3,270	6,197					1878
2,357	4,072	4,214	10,643					1879
1,765	1,785	1,119	4,669					1880
975	2,223	25	3,223					1881
	600	2,146	2,746	Included with 'Miscellaneous Articles' prior to 1890.				1882
116	2,150	1,210	3,476					1883
1,434	3,935		5,369					1884
1,857	3,689	3,897	9,443					1885
511	3,109	191	3,811					1886
10,227	4,665	100	14,992					1887
407,580	2,899	835	411,314					1888
3,103	3,758	1,535	8,396					1889
3,787	4,125	3,300	11,212	50,807	761,850	5,344	818,001	1890
3,110	7,935		11,045	59,784	977,190	4,879	1,032,853	1891
491	14,209	2,624	17,324	45,349	1,110,854	9,856	1,166,059	1892
603	6,664	1,500	8,767	22,296	1,246,085	14,883	1,283,264	1893
1,464	6,359	363	8,186	54,407	894,749	14,844	964,000	1894
1,313	9,887	4,416	15,616	39,942	938,914	12,879	991,735	1895
530	6,665	150	7,345	53,314	1,163,605	20,374	1,237,293	1896
7,524	4,979	57	12,560	60,063	874,220	11,572	945,855	1897
4,236	8,009	698	12,943	82,299	812,468	13,222	907,989	1898
2,145	9,978	149	12,272	71,340	910,409	11,064	992,813	1899
524	1,769	415	2,708	54,975	1,026,276	14,285	1,095,536	1900
3,633	7,873	1,628	13,134	63,828	1,090,424	12,281	1,166,533	1901
7,978	6,423	1,821	16,222	66,541	1,450,533	21,112	1,538,186	1902
4,169	10,994	2,026	17,189	42,202	1,238,329	46,244	1,326,775	1903

3-4 EDWARD VII., A. 1904

No. 19 (F.)—EXPORTS of Canada—

Years.	IRON AND STEEL—CASTINGS.				IRON AND STEEL—HARDWARE.			
	Values.				Values.			
	Great Britain.	United States.	Other Countries.	Totals.	Great Britain.	United States.	Other Countries.	Totals.
	\$	\$	\$	\$	\$	\$	\$	\$
1868	Not separately stated prior to 1877.				Not separately stated prior to 1888.			
1869								
1870								
1871								
1872								
1873								
1874								
1875								
1876								
1877	111	4,763	2,663	7,537				
1878	750	6,481	4,893	12,124				
1879	343	9,909	3,303	13,555				
1880	2,984	14,897	2,796	20,677				
1881	388	13,741	258	14,387				
1882	489	6,772	634	7,895				
1883	1,251	4,062	1,386	6,699				
1884	3,003	6,690	2,059	11,752				
1885	1,342	5,115	1	6,458				
1886	5,548	5,005	1,323	11,876				
1887	3,442	13,163	965	17,570				
1888	12,977	7,338	417	20,732	37,986	39,894	22,424	100,304
1889	3,603	5,676	445	9,724	35,795	29,741	13,651	79,187
1890	4,090	4,908	640	9,638	35,508	31,212	17,389	84,109
1891	1,761	1,903	743	4,407	23,196	17,080	24,527	64,803
1892	1,196	3,350	2,037	6,583	32,215	16,169	26,569	74,953
1893	2,674	4,273	2,201	9,148	16,432	14,114	52,796	83,342
1894	1,882	2,721	5,892	10,495	6,711	15,993	108,307	131,011
1895	8,536	10,530	6,647	25,713	15,827	24,966	65,041	105,834
1896	46,196	14,390	42,905	103,491	16,022	25,586	24,390	65,998
1897	83,507	2,866	41,586	127,959	15,299	16,270	69,546	101,115
1898	70,982	4,774	40,160	115,916	62,295	21,141	41,202	124,638
1899	54,268	6,662	48,707	109,637	49,412	25,885	48,143	123,440
1900	44,996	12,432	111,725	169,153	106,903	48,574	122,577	278,054
1901	21,570	29,987	49,507	101,064	30,811	22,263	56,786	109,860
1902	16,503	17,793	75,262	109,558	20,408	16,911	41,929	79,248
1903	54,707	51,846	74,663	181,216	20,010	19,691	27,591	67,292

SESSIONAL PAPER No. 10

Manufactures—Continued.

IRON AND STEEL—MACHINERY.				IRON AND STEEL—PIG AND SCRAP.				Years.
Values.				Values.				
Great Britain.	United States.	Other Countries.	Totals.	Great Britain.	United States.	Other Countries.	Totals.	
\$	\$	\$	\$	\$	\$	\$	\$	
45,449	32,752	14,179	92,380	15,083	155,320	325	170,728	1868
34,112	29,657	2,144	65,913	2,605	149,388	24	152,017	1869
4,105	24,737	4,907	33,749	5,590	288,907	294,497	1870
2,206	28,406	11,259	41,871	380,337	380,337	1871
11,787	79,598	14,163	105,548	2,200	544,424	546,624	1872
14,358	44,385	7,593	66,336	14,410	738,272	752,682	1873
20,275	18,389	105	38,769	11,963	353,852	365,815	1874
8,953	24,190	7,620	40,763	2,450	232,202	234,652	1875
25,039	35,269	60,308	196,928	196,928	1876
26,259	44,222	25,784	96,265	6,300	29,172	35,472	1877
18,131	41,102	18,249	77,482	6,560	41,073	215	47,848	1878
30,347	14,735	9,123	54,205	395	37,908	38,303	1879
18,915	18,481	9,797	47,193	277,157	277,157	1880
6,452	16,042	17,707	40,201	1,475	189,914	191,389	1881
2,056	35,912	39,464	77,432	20	121,473	121,493	1882
12,261	18,111	43,994	74,366	46,799	46,799	1883
12,508	34,529	35,454	82,491	10	26,632	26,642	1884
10,186	24,237	51,740	86,163	1,325	2,472	3,797	1885
14,910	25,187	40,358	80,455	46,117	46,117	1886
24,709	33,628	19,265	77,602	102	63,822	63,924	1887
59,005	30,826	20,620	110,451	2,000	39,749	41,749	1888
36,072	47,323	25,486	108,881	1,104	6,669	38	7,811	1889
12,372	36,191	51,658	100,221	26,172	26,172	1890
18,514	30,418	61,205	110,137	12,263	22	12,285	1891
30,935	27,156	17,374	75,465	3,546	95	3,641	1892
28,561	44,637	60,694	133,892	2,852	991	30	3,873	1893
24,278	12,565	41,652	78,495	2,816	1,868	48	4,732	1894
42,066	29,963	32,023	104,052	2,785	7,486	1,941	12,212	1895
74,493	54,389	69,637	198,519	3,645	46,245	4,459	54,349	1896
81,077	36,266	49,525	166,868	4,409	43,553	22,623	70,585	1897
86,568	52,366	83,057	221,991	22,736	49,893	2,644	75,273	1898
101,543	57,705	133,749	292,997	17,377	62,873	10,255	90,505	1899
111,481	110,904	210,703	433,088	39,602	347,530	24,359	411,491	1900
143,980	113,522	202,248	459,750	55,726	165,964	34,560	256,250	1901
70,333	60,333	249,221	379,887	977,073	273,483	11,729	1,262,285	1902
145,259	110,110	247,377	502,746	33,861	294,499	7,598	335,958	1903

3-4 EDWARD VII., A. 1904

No. 19 (F.)—EXPORTS of Canada—

IRON AND STEEL—SEWING MACHINES.

Years.	Quantities.				Values.			
	Great Britain.	United States.	Other Countries.	Totals.	Great Britain.	United States.	Other Countries.	Totals.
	No.	No.	No.	No.	£	£	£	£
1868					19,500	33,260	141	52,901
1869				4,849	44,521	15,882	590	60,993
1870				6,417	76,196	38,072	1,881	116,149
1871					151,637	7,446	11,210	170,293
1872					151,426	26,852	49,386	227,664
1873				34,558	190,523	54,860	120,848	366,231
1874	5,086	7,009	11,306	23,401	79,105	63,141	110,227	252,473
1875	5,094	6,469	10,269	21,832	100,089	69,303	85,118	254,510
1876	9,594	11,161	10,369	31,124	120,975	101,868	82,906	305,749
1877	16,527	5,373	4,786	26,686	169,996	46,016	44,103	260,115
1878	20,415	1,568	8,446	30,429	172,217	18,583	82,458	273,258
1879	15,128	801	10,867	26,796	102,599	10,443	105,359	218,601
1880	15,766	1,249	10,588	27,603	91,246	12,181	98,118	201,545
1881	13,650	1,344	7,469	22,463	76,768	11,499	77,185	165,452
1882	15,851	639	6,073	22,563	77,627	5,574	67,442	150,643
1883	5,351	369	3,427	9,147	28,268	5,710	35,955	69,933
1884	5,516	717	1,860	8,093	70,947	5,617	19,662	95,326
1885	7,080	803	1,535	9,418	47,974	6,810	14,451	69,235
1886	3,526	412	1,356	5,294	17,954	4,714	12,959	35,627
1887	3,502	488	974	4,964	19,466	6,198	8,681	34,345
1888	4,299	490	1,844	6,633	28,046	8,300	13,656	50,002
1889	6,056	464	1,061	7,581	39,694	9,135	7,734	56,563
1890	3,883	369	1,457	5,709	24,114	8,039	11,441	43,594
1891	1,356	373	1,037	2,766	10,728	7,931	9,182	27,841
1892	397	510	761	1,668	6,062	9,158	6,346	21,566
1893	188	466	112	766	3,470	12,758	1,834	18,062
1894	159	295	217	671	2,692	8,605	3,524	14,821
1895	279	427	5	711	7,176	7,835	190	15,201
1896	491	507	599	1,597	8,916	12,561	8,353	29,830
1897	162	244	287	693	2,778	6,819	4,757	14,354
1898	239	267	666	1,172	4,322	6,779	9,671	20,772
1899	65	331	487	883	1,334	7,855	7,659	16,848
1900	71	281	352	704	1,152	6,465	5,586	13,203
1901	37	422	169	728	2,411	11,483	2,618	16,512
1902	17	430	515	962	356	11,864	8,422	20,642
1903	99	464	714	1,277	2,557	11,643	12,729	26,929

SESSIONAL PAPER No. 10

Manufactures—Continued.

IRON AND STEEL—ALL OTHER, N. E. S.				TOTAL IRON AND STEEL.				Years
Values.				Values.				
Great Britain.	United States.	Other Countries.	Totals.	Great Britain.	United States.	Other Countries.	Totals.	
\$	\$	\$	\$	\$	\$	\$	\$	
16,709	57,492	76,210	150,411	96,741	278,824	90,855	466,420	1868
19,832	62,216	40,799	122,847	101,070	257,143	43,557	401,770	1869
21,542	71,158	55,231	147,931	107,433	422,874	62,019	592,326	1870
49,134	66,500	57,976	173,610	202,977	482,689	80,445	766,111	1871
79,182	68,049	64,363	201,594	244,595	708,923	127,912	1,081,430	1872
81,180	128,567	97,310	307,057	300,471	966,084	225,751	1,492,306	1873
147,698	76,703	27,713	252,114	259,041	512,085	138,045	909,171	1874
84,379	90,811	21,990	197,180	195,871	416,506	114,728	727,105	1875
38,083	44,807	12,393	95,283	184,097	378,872	95,299	658,268	1876
79,067	43,785	24,025	146,877	281,733	167,958	96,575	546,266	1877
38,253	65,107	32,241	135,601	235,911	172,346	138,056	546,313	1878
21,296	83,310	17,332	121,938	154,980	156,305	135,317	446,602	1879
69,547	91,109	11,935	172,591	182,692	413,825	122,646	719,163	1880
145,486	73,591	12,601	231,678	230,569	304,787	107,751	643,107	1881
63,791	219,520	23,538	306,849	143,983	389,251	131,078	664,312	1882
39,741	304,114	19,972	363,827	81,521	378,796	101,307	561,624	1883
50,964	182,969	15,791	249,724	136,532	256,437	72,966	465,935	1884
34,767	83,424	12,278	130,469	95,594	122,058	78,470	296,122	1885
39,520	43,445	19,058	102,023	77,932	124,468	73,698	276,098	1886
71,733	51,801	30,450	153,984	119,452	168,612	59,361	347,425	1887
40,121	53,747	6,382	100,250	180,135	179,854	63,499	423,488	1888
19,462	6,377	8,714	34,553	135,730	104,921	56,068	296,719	1889
14,968	13,658	2,368	30,994	91,052	120,180	83,496	294,728	1890
18,219	16,065	3,714	37,998	72,418	85,660	99,393	257,471	1891
39,728	15,481	6,440	61,649	110,136	74,860	58,861	243,857	1892
43,976	18,226	5,935	68,137	97,965	94,999	123,490	316,454	1893
42,546	9,418	4,406	56,370	80,925	51,170	163,829	295,924	1894
25,379	14,410	5,910	45,699	101,769	95,190	111,752	308,711	1895
28,592	18,916	7,251	54,759	177,864	172,087	156,995	506,946	1896
9,302	17,423	15,382	42,107	196,372	123,197	203,419	522,988	1897
14,820	19,001	13,671	47,492	261,723	153,954	190,405	606,082	1898
10,527	17,387	45,070	72,984	234,461	178,367	293,583	706,411	1899
9,304	47,781	63,089	120,174	313,438	573,686	538,039	1,425,163	1900
135,319	196,772	157,434	489,525	389,817	539,991	503,153	1,432,961	1901
88,949	347,237	172,975	609,161	1,173,622	727,621	559,538	2,460,781	1902
101,855	1,930,426	117,518	2,149,799	358,249	2,418,215	487,476	3,263,940	1903

3-4 EDWARD VII., A. 1904

No. 19 (F.)—EXPORTS OF CANADA—

Years.	JUNK AND OAKUM.				LEATHER—BOOTS AND SHOES.			
	Values.				Values.			
	Great Britain.	United States.	Other Countries.	Totals.	Great Britain.	United States.	Other Countries.	Totals.
	£	£	£	£	£	£	£	£
1868								
1869								
1870								
1871								
1872	Not separately stated prior to 1877.				Not separately stated prior to 1876.			
1873								
1874								
1875								
1876					55	1,919	81,365	83,279
1877	2,425	15,268	94	17,787	81,533	3,631	111,258	196,422
1878	255	17,273	17,528	78,777	26,558	131,010	236,345
1879	100	32,183	4	32,287	49,917	8,113	135,523	193,553
1880	146	34,757	36	34,939	54,537	1,716	108,894	165,147
1881	1,345	33,742	90	35,177	35,733	772	65,222	101,727
1882	30,751	95	30,846	48,356	892	68,620	117,868
1883	70	34,858	35	34,963	19,758	1,402	75,655	96,815
1884	232	32,322	20	32,574	33,966	518	74,916	109,430
1885	240	30,995	1,173	32,408	9,985	800	59,414	70,199
1886	108	37,580	8	37,696	6,552	4,207	57,775	68,534
1887	500	28,864	27	29,391	9,097	2,544	50,311	61,952
1888	3,118	31,307	11	34,436	3,215	594	62,229	66,038
1889	25,596	61	25,657	47,671	759	60,970	109,400
1890	26,442	26,442	38,822	382	43,745	82,949
1891	31,883	31,883	7,539	849	45,581	53,969
1892	1,049	22,941	847	24,837	5,307	1,367	69,226	75,900
1893	440	34,056	42	34,538	536	8,603	82,426	91,565
1894	21,463	58	21,521	550	939	92,850	94,339
1895	969	17,681	88	18,678	7,855	1,151	65,235	74,241
1896	19,931	19,931	3,000	2,138	70,781	75,919
1897	15,982	46	16,028	7,735	1,245	88,168	97,148
1898	9,898	26,922	163	36,983	1,885	12,163	66,120	80,168
1899	3,450	31,471	198	35,119	9,331	6,839	62,666	78,836
1900	3,545	49,024	552	53,121	17,510	5,126	60,789	83,425
1901	12,411	57,126	1,061	70,598	35,103	13,105	160,934	209,142
1902	130	26,673	27	26,830	53,875	15,092	110,555	179,522
1903	332	38,607	568	39,507	23,464	10,436	110,804	144,704

SESSIONAL PAPER No. 10

Manufactures—Continued.

LEATHER—SOLE AND UPPER, INCLUDING LEATHER, N. E. S.				LEATHER—ALL OTHER MFRS., N. E. S.				Years.
Values.				Values.				
Great Britain.	United States.	Other Countries.	Totals.	Great Britain.	United States.	Other Countries.	Totals.	
\$	\$	\$	\$	\$	\$	\$	\$	
								1868
								1869
								1870
								1871
								1872
								1873
								1874
								1875
								1876
								1877
								1878
								1879
								1880
								1881
								1882
								1883
								1884
								1885
								1886
								1887
								1888
								1889
								1890
								1891
								1892
								1893
								1894
								1895
								1896
								1897
								1898
								1899
								1900
								1901
								1902
								1903

Not separately stated prior to 1876.

3-4 EDWARD VII., A. 1904

No. 19 (F).—EXPORTS of Canada—

Years.	TOTAL LEATHER.				LIME AND CEMENT.			
	Values.				Values.			
	Great Britain.	United States.	Other Countries.	Totals.	Great Britain.	United States.	Other Countries.	Totals.
£	£	£	£	£	£	£	£	
1868	40,058	41,482	30,554	112,094				
1869	147,258	11,873	54,943	214,074				
1870	180,344	47,139	83,219	310,702				
1871	94,780	10,852	68,329	173,961				
1872	40,726	17,290	107,151	165,167				
1873	148,308	10,606	155,689	314,603				
1874	130,735	67,799	146,720	345,254				
1875	328,569	37,549	161,230	527,348	1	1,222	125	1,348
1876	814,258	85,974	198,694	1,098,926	12,440	6,465	118	19,023
1877	406,836	110,107	203,112	720,055	38,949	11,257	108	50,314
1878	578,510	33,670	209,597	821,777		8,244	57	8,301
1879	206,999	53,639	204,713	465,351		4,070	229	4,299
1880	422,661	8,746	154,119	585,526		7,965	82	8,047
1881	366,851	17,121	144,389	528,361		4,658	33	4,691
1882	393,625	8,419	150,294	552,338		7,541	38	7,579
1883	357,766	30,171	106,346	494,283		10,930	182	11,112
1884	406,197	6,564	165,981	518,742	300	9,036	1,066	10,402
1885	430,842	5,222	77,316	513,380		7,965	3,040	11,005
1886	256,205	19,483	82,902	358,590		18,552	86	18,638
1887	461,038	44,559	76,154	581,751		41,285	57	41,342
1888	338,184	10,458	107,674	456,316	25	101,207	315	101,547
1889	651,057	40,554	125,764	817,375		130,493	573	131,066
1890	707,309	46,906	125,186	879,401	10	175,242	254	175,506
1891	838,984	23,741	87,731	950,456	630	154,164	217	155,011
1892	955,511	39,731	133,605	1,128,847	100	125,031	516	125,647
1893	789,774	20,265	192,690	1,002,729	4,525	98,665	3,809	106,999
1894	1,441,118	15,829	247,989	1,704,936		65,465	6,974	72,439
1895	1,113,411	28,800	224,853	1,367,064	4,691	75,378	3,969	84,038
1896	1,707,922	20,253	266,900	1,995,075		74,835	2,651	77,486
1897	1,268,624	19,292	253,816	1,541,732	5	53,337	4,710	58,052
1898	1,413,221	29,642	165,489	1,608,352		48,438	478	48,916
1899	1,504,519	39,589	137,175	1,681,283	2	65,400	1,499	66,901
1900	1,593,082	45,308	233,240	1,871,630		74,392	5,207	79,599
1901	2,018,895	118,115	286,065	2,423,075	4,615	65,534	16,844	86,993
1902	2,033,932	53,140	214,891	2,301,963		86,336	26,933	113,269
1903	2,062,313	45,586	257,739	2,365,638		98,989	31,292	130,281

Not separately stated prior to 1875.

SESSIONAL PAPER No. 10

Manufactures—Continued.

LIQUORS—WHISKEY.								
Quantities.				Values.				Years.
Great Britain.	United States.	Other Countries.	Totals.	Great Britain.	United States.	Other Countries.	Totals.	
Galls.	Galls.	Galls.	Galls.	\$	\$	\$	\$	
			6,990	1,284	1,214	2,339	4,837	1868
			4,351	24	2,445	1,076	4,145	1869
			31,819	378	30,372	435	31,185	1870
			13,386		13,935	1,014	14,949	1871
			27,879	263	17,456	2,044	19,763	1872
			11,259	100	4,809	4,429	9,338	1873
61	2,900	52	3,013	86	2,617	84	2,787	1874
100	9,631	619	10,350	70	4,800	330	5,200	1875
	3,255	833	4,088		6,324	555	6,879	1876
69	130,390	2,227	132,686	41	51,385	867	52,293	1877
33	1,069	33	1,135	58	928	55	1,041	1878
132	19,483	1,676	21,291	161	8,403	2,073	10,637	1879
493	3,688		4,181	542	2,738		3,280	1880
60	2,443	10	2,513	120	2,465	13	2,598	1881
60	6,775	221	7,056	127	5,298	166	5,591	1882
8,466	2,757	3,292	14,515	6,854	3,270	2,362	12,486	1883
1,959	3,268	2,827	8,054	1,479	2,979	2,210	6,668	1884
1,731	5,052	3,847	10,630	1,449	6,074	2,788	10,311	1885
129	2,357	6,647	9,133	248	4,928	4,811	9,987	1886
33	4,607	746	5,386	68	8,289	575	8,932	1887
82	6,835	1,890	8,807	100	14,900	1,393	16,393	1888
37	8,973	725	9,735	69	17,334	428	17,831	1889
1,963	8,318	2,544	12,825	5,154	16,132	4,097	25,383	1890
1,226	12,416	6,302	19,944	3,510	29,399	12,710	45,619	1891
2,061	26,297	7,331	36,289	4,847	68,830	15,239	88,916	1892
7,601	35,254	9,326	52,181	19,130	95,682	20,794	135,606	1893
20,650	46,469	7,986	75,105	28,862	127,220	18,167	174,249	1894
15,673	82,921	18,221	116,815	38,852	236,350	50,770	325,972	1895
5,955	117,471	8,786	132,212	14,337	339,516	20,160	374,013	1896
3,836	147,136	3,397	154,369	11,259	425,499	5,803	442,561	1897
16,097	77,310	4,807	98,214	30,877	222,084	12,454	265,415	1898
12,112	88,032	21,403	121,547	29,732	254,868	55,328	339,928	1899
20,942	90,100	33,756	144,798	48,955	256,885	90,831	396,671	1900
11,947	92,956	38,496	143,399	32,739	255,976	103,725	392,440	1901
15,284	81,489	35,501	132,274	40,924	221,814	104,358	367,126	1902
11,904	110,494	36,541	158,939	38,804	352,023	102,631	493,458	1903

3-4 EDWARD VII., A. 1904

No. 19 (F).—EXPORTS of Canada—

Years.	LIQUORS—ALL OTHER, N.E.S.							
	Quantities.				Values.			
	Great Britain.	United States.	Other Countries.	Totals.	Great Britain.	United States.	Other Countries.	Totals.
Galls.	Galls.	Galls.	Galls.	\$	\$	\$	\$	
1868				98,369	167	42,808	12,033	55,008
1869				174,314	18	84,701	18,163	102,882
1870				157,248	66	82,595	23,912	106,573
1871				247,002	36	145,917	29,953	175,906
1872				368,587		191,596	30,304	221,810
1873				287,694	1,407	129,993	33,468	164,868
1874	304	198,611	69,750	268,665	242	91,810	25,198	117,250
1875	50	127,931	58,233	186,214	20	92,569	19,030	111,619
1876	10	64,138	43,726	107,874	5	46,837	16,245	63,087
1877	240	98,807	61,206	160,253	100	105,475	25,553	131,128
1878	197	176,440	73,151	249,788	106	138,056	30,131	168,293
1879	1,745	96,031	40,456	138,232	366	71,979	16,224	88,569
1880	112	19,926	45,810	65,848	84	13,880	17,200	31,164
1881	15,074	9,406	37,880	62,360	5,634	4,533	14,588	24,755
1882	2,865	5,723	39,225	47,813	1,938	2,634	17,813	22,385
1883	240	4,183	16,584	21,007	654	2,359	7,366	10,379
1884	2,652	18,135	20,787	1,892	7,015	8,817
1885	25	1,123	4,363	5,511	19	1,029	1,813	2,861
1886	475	2,665	2,954	6,094	284	2,224	1,632	4,140
1887	391	1,925	1,399	3,715	315	788	851	1,954
1888	30	976	236	1,242	54	639	124	817
1889	28	1,907	3,320	5,255	22	1,444	1,390	2,856
1890	284	640	19,222	20,146	200	438	10,304	10,942
1891	338	940	37,061	38,339	157	783	18,462	19,402
1892	159	8,339	52,985	61,483	185	5,657	24,561	30,403
1893	1,300	15,956	40,495	57,751	2,000	7,836	20,608	30,444
1894	12	3,542	39,535	43,089	46	2,272	19,874	22,192
1895	100	5,721	21,941	27,762	1,250	3,102	11,273	15,625
1896	91	32,552	1,230	33,873	150	10,734	1,119	12,003
1897	319	8,393	8,708	17,420	313	9,126	5,534	14,973
1898	119	3,460	6,418	9,997	219	1,975	3,411	5,605
1899	52	4,260	5,185	9,497	109	2,466	2,486	5,061
1900	8	7,808	1,966	9,782	28	7,590	1,867	9,485
1901	10,496	6,712	5,642	22,850	7,713	7,366	4,126	19,205
1902	8,011	6,227	28,071	42,309	4,895	4,336	21,879	31,110
1903	480	5,867	56,357	62,704	1,144	5,844	40,174	47,162

SESSIONAL PAPER No. 10

Manufactures—Continued.

TOTAL LIQUORS.								
Quantities.				Values.				Years.
Great Britain.	United States.	Other Countries.	Totals.	Great Britain.	United States.	Other Countries.	Totals.	
Galls.	Galls.	Galls.	Galls.	\$	\$	\$	\$	
.....	105,359	1,451	44,022	14,372	59,845	1868
.....	178,665	42	87,146	19,839	107,027	1869
.....	189,067	444	112,967	24,347	137,758	1870
.....	260,388	36	159,852	30,967	190,855	1871
.....	396,466	263	208,962	32,348	241,573	1872
.....	298,953	1,507	134,802	37,897	174,206	1873
365	201,511	69,802	271,678	328	94,427	25,282	120,037	1874
150	137,562	58,852	196,564	90	97,369	19,360	116,819	1875
10	67,393	44,559	111,962	5	53,161	16,800	69,966	1876
309	229,197	63,433	292,939	141	156,860	26,420	183,421	1877
230	177,509	73,184	250,923	164	138,984	30,186	169,334	1878
1,877	115,514	42,132	159,523	527	80,382	18,297	99,206	1879
605	23,614	45,810	70,029	626	16,618	17,200	34,444	1880
5,134	11,849	37,890	64,873	5,754	6,998	14,601	27,353	1881
2,925	12,498	39,446	54,869	2,065	7,932	17,979	27,976	1882
8,706	6,940	19,876	35,522	7,508	5,629	9,728	22,865	1883
1,959	5,920	20,962	28,841	1,479	4,781	9,225	15,485	1884
1,756	6,175	8,210	16,141	1,468	7,103	4,601	13,172	1885
604	5,022	9,601	15,227	532	7,152	6,443	14,127	1886
424	6,532	2,145	9,101	383	9,077	1,426	10,886	1887
112	7,811	2,126	10,049	154	15,539	1,517	17,210	1888
65	10,880	4,045	14,990	91	18,778	1,818	20,687	1889
2,247	8,958	21,766	32,971	5,354	16,570	14,401	36,325	1890
1,564	13,356	43,363	58,283	3,667	30,182	31,172	65,021	1891
2,220	34,636	60,916	97,772	5,032	74,487	39,800	119,319	1892
8,901	51,210	49,821	109,932	21,130	103,518	41,402	166,050	1893
20,662	50,011	47,521	118,194	28,908	129,492	38,041	196,441	1894
15,773	88,642	40,162	144,577	40,102	239,452	62,043	341,597	1895
6,046	150,023	10,016	166,085	14,487	350,250	21,279	386,016	1896
4,155	155,529	12,105	171,789	11,572	434,625	11,337	457,534	1897
16,216	80,770	11,225	108,211	31,096	224,059	15,865	271,020	1898
12,164	92,292	26,588	131,044	29,841	257,334	57,814	344,989	1899
20,950	97,908	35,722	154,580	48,983	264,475	92,698	406,156	1900
22,443	99,668	44,138	166,249	40,452	263,342	107,851	411,645	1901
23,295	87,716	63,572	174,583	45,819	226,150	126,267	398,236	1902
12,384	116,361	92,898	221,643	39,948	357,867	142,865	540,620	1903

3-4 EDWARD VII., A. 1904

No. 19 (F).—EXPORTS of Canada—

Years.	METALS OTHER THAN IRON OR STEEL.				MUSICAL INSTRUMENTS			
	Values.				Quantities.			
	Great Britain.	United States.	Other Countries.	Totals.	Great Britain.	United States.	Other Countries.	Totals.
	£	£	£	£	No.	No.	No.	No.
1868								
1869								
1870								
1871								Not separately
1872								
1873								
1874								
1875								
1876					85	40	64	189
1877					134	12	78	224
1878					203	22	68	293
1879								
1880								
1881	Not separately stated prior to 1889.				220	18	68	306
1882					786	37	142	965
1883					255	43	161	459
1884					899	61	154	1,114
1885					1,746	27	234	2,007
1886					1,767	29	343	2,139
1887					2,454	39	344	2,837
1888					2,654	104	745	3,503
1889	22,795	2,348	15,072	40,215	3,163	178	689	4,030
1890	32,523	2,528	1,588	36,639	3,848	52	720	4,620
1891	31,605	5,576	5,452	42,633	5,013	111	547	5,671
1892	11,940	1,589	3,966	17,495	4,944	156	579	5,679
1893	17,708	4,193	2,232	24,133	3,086	174	549	3,809
1894	15,486	5,862	2,821	24,169	2,614	73	669	3,356
1895	10,174	7,779	979	18,932	3,111	128	999	4,238
1896	17,880	11,283	2,145	31,308	3,939	60	863	4,862
1897	30,938	5,530	5,133	41,601	4,830	39	921	5,790
1898	30,107	18,920	4,290	53,317	4,488	56	1,042	5,586
1899	9,494	20,649	4,389	34,532	6,611	46	959	7,616
1900	17,667	46,320	4,623	68,610	7,232	44	821	8,097
1901	31,015	102,693	2,649	136,357	6,913	111	1,110	8,134
1902	23,906	134,116	203,406	361,428	6,600	74	1,009	7,683
1903	117,202	109,894	179,457	406,553	4,823	107	1,360	6,290

SESSIONAL PAPER No. 10

Manufactures—Continued.

—ORGANS.				MUSICAL INSTRUMENTS—ALL OTHER, N. E. S.				Years
Values.				Values.				
Great Britain.	United States.	Other Countries.	Totals.	Great Britain.	United States.	Other Countries.	Totals.	
\$	\$	\$	\$	\$	\$	\$	\$	
								1868
								1869
								1870
								1871
								1872
								1873
								1874
								1875
								1876
								1877
6,536	3,655	7,643	17,834	1,650	2,431	160	4,241	1878
12,115	1,315	6,711	20,141	950	2,884	200	4,034	1879
19,520	1,735	7,600	28,855	1,400	6,565	500	8,465	1880
20,177	1,240	6,195	27,612	565	2,755	293	3,613	1881
66,173	4,807	13,315	84,295	4,530	1,737	472	6,739	1882
23,888	4,340	12,144	40,372	2,224	4,813	1,360	8,397	1883
68,018	6,408	11,049	85,475	2,700	8,014	1,900	12,614	1884
116,222	2,640	16,350	135,212	1,400	7,643	250	9,293	1885
118,129	2,241	25,983	146,353	1,330	15,071	16,401	1886
166,863	2,880	20,805	190,548	5,166	11,325	300	16,791	1887
190,637	8,670	53,731	253,038	4,150	12,006	2,230	13,386	1888
227,825	12,321	48,125	288,271	4,000	18,462	5,835	28,297	1889
239,973	4,927	46,315	291,215	7,785	19,440	11,415	38,640	1890
301,834	7,806	38,882	348,522	12,675	21,478	18,878	53,031	1891
289,733	11,352	40,347	341,432	5,736	29,862	19,163	54,761	1892
213,627	13,548	40,853	268,028	900	30,368	10,004	41,272	1893
163,100	5,896	41,217	210,213	4,440	30,358	20,497	55,295	1894
188,441	9,539	57,224	255,204	4,320	24,303	14,055	42,678	1895
234,684	4,203	45,921	284,808	7,380	32,232	17,812	57,424	1896
288,031	9,408	45,836	343,275	17,524	21,731	17,195	56,450	1897
256,106	3,124	53,073	312,303	12,084	21,887	12,811	46,782	1898
350,637	2,839	47,253	400,729	10,539	18,356	30,037	58,932	1899
391,139	2,743	45,455	439,337	13,121	18,285	37,240	68,646	1900
391,457	7,816	58,615	457,888	20,335	22,077	45,315	87,727	1901
332,861	6,555	54,773	394,189	14,281	26,324	31,024	71,629	1902
269,668	5,684	72,809	348,161	14,635	34,477	21,297	70,409	1903

stated prior to 1878.

3-4 EDWARD VII., A. 1904

No. 19 (F). EXPORTS of Canada—

Years.	TOTAL MUSICAL INSTRUMENTS.				OIL			
	Values.				Quantities.			
	Great Britain.	United States.	Other Countries.	Totals.	Great Britain.	United States.	Other Countries.	Totals.
	£	£	£	£	Cwt.	Cwt.	Cwt.	Cwt.
1868		4,374	1,155	5,529				
1869		6,752	860	7,612				
1870	500	8,302	100	8,902				
1871		5,470	140	5,610				
1872		7,454	150	7,604				
1873	400	3,248	4,830	8,478				
1874	120	3,691		3,751				
1875	1,310	3,886		7,196				
1876	3,247	7,116	800	11,163	13,157	13,900		27,057
1877	8,612	11,161	1,078	20,851	10,873	26,936		37,809
1878	8,186	6,086	7,803	22,075	23,630	27,236		50,866
1879	13,065	4,199	6,911	24,175	57,176	10,734		67,910
1880	20,920	8,300	8,100	37,320	10,729	1,426		12,155
1881	20,742	3,995	6,488	31,225	13,833	4,957		18,790
1882	70,703	6,544	13,787	91,034	15,767	450		16,217
1883	26,112	9,153	13,504	48,769	8,697	1	3	8,701
1884	70,718	14,422	12,949	98,089	4,310			4,310
1885	117,622	10,283	16,600	144,505	8,460	3,839	6	12,305
1886	119,459	17,312	25,983	162,754	2,438	21,957	6	24,401
1887	172,029	14,205	21,105	207,339	3,183	42,569	20	45,772
1888	194,787	20,676	55,961	271,424	1,200	43,256	7,225	51,681
1889	231,825	30,783	53,960	316,568	25,830	39,961	5	65,796
1890	247,758	24,367	57,730	329,855	2,545	33,000		35,545
1891	314,509	29,284	57,760	401,553	79,496	13,856	110	93,462
1892	295,469	41,214	59,510	396,193	75,505	83,698	3	159,206
1893	214,527	43,916	50,857	309,300	32,861	68,355	34	101,250
1894	167,540	36,254	61,714	265,508	161,042	13,601	21	174,664
1895	192,761	33,842	71,279	297,882	67,029	11,420	43	78,492
1896	242,064	36,435	63,733	342,232	97,270		301	97,571
1897	305,555	31,139	63,031	399,725	135,183	2,389	4	137,576
1898	268,190	25,011	65,884	359,085	151,150	10,984	16	162,150
1899	361,176	21,195	77,290	459,661	100,101	4,815		104,916
1900	404,260	21,028	82,695	507,983	209,062		2,337	211,399
1901	411,792	29,893	103,930	545,615	161,809	5,091	9,679	176,579
1902	347,142	32,879	85,797	465,818	170,911		14,318	185,229
1903	284,303	40,161	94,106	418,570	233,183	4,700	19,528	257,411

SESSIONAL PAPER No. 10

Manufactures—Continued.

CAKE.				RAGS.				Years.
Values.				Values.				
Great Britain.	United States.	Other Countries.	Totals.	Great Britain.	United States.	Other Countries.	Totals.	
\$	\$	\$	\$	\$	\$	\$	\$	
34,465	476	2,110	37,051	7,874	20,510		28,384	1868
60,610	5		60,615	4,148	25,565		29,713	1869
40,626		2,176	42,802	2,218	26,600		28,818	1870
25,713			25,713	681	25,753		26,434	1871
67,227		560	67,787	1,267	18,811		20,078	1872
63,938			63,938		9,401		9,401	1873
53,749	5,883		59,632	2,864	10,192		13,056	1874
30,966	25,566		56,532	5,560	8,652		14,212	1875
21,816	25,950		47,766	3,075	10,532		13,607	1876
18,330	46,654		64,984	3,043	8,364		11,407	1877
23,482	46,280		69,762	2,498	12,113		14,611	1878
22,762	21,810		44,572	2,155	24,649	30	26,834	1879
16,779	5,040		21,819		49,294		49,294	1880
26,709	12,765		39,474	235	48,809		49,044	1881
36,488	1,800		38,288	370	35,430		35,800	1882
20,841	4	10	20,855	1,501	29,319		30,820	1883
6,947			6,947	560	12,239		12,799	1884
15,216	7,890	21	23,127	250	11,384		11,634	1885
5,176	45,158	13	50,347	600	5,347		5,947	1886
6,692	80,218	63	86,973	1,600	7,746		9,346	1887
3,120	70,427	1,827	75,374	6,478	21,676		27,554	1888
17,171	45,920	11	63,102	400	28,044		28,444	1889
3,901	38,461		42,362	104	31,034		31,138	1890
101,500	16,547	120	118,167		37,799	400	38,199	1891
88,802	98,279	5	187,086	1,336	40,948		42,284	1892
251,859	84,841	14	336,714	850	35,770	105	36,725	1893
189,691	15,838	32	205,561	1,130	24,635	179	25,944	1894
85,581	8,589	54	94,224	1,085	62,734		63,819	1895
120,949		475	121,424	1,325	31,906	471	33,702	1896
192,644	2,388	7	195,039	3,697	74,867		78,564	1897
187,873	10,984	18	198,875	5,677	37,899		43,576	1898
139,046	4,815		143,861	2,892	28,167		31,059	1899
221,825		2,337	224,162	3,593	45,694		49,287	1900
166,685	4,261	12,213	183,159	5,965	41,173	108	47,246	1901
187,895		17,898	205,793	21,343	64,625		85,968	1902
264,327	4,700	20,918	289,945	26,424	59,577	50	86,051	1903

3-4 EDWARD VII., A. 1904

No. 19 (F).—EXPORTS of Canada—

Years.	SHIPS.							
	Tonnage.				Values.			
	Great Britain.	United States.	Other Countries.	Totals.	Great Britain.	United States.	Other Countries.	Totals.
	Tons.	Tons.	Tons.	Tons.	£	£	£	£
1868				22,722	789,330		48,262	837,592
1869				27,000	1,003,080		76,920	1,080,000
1870				18,127	602,480		122,600	725,080
1871				14,688	529,682		28,462	558,144
1872				7,911	332,262			332,262
1873				15,658	757,350		25,550	782,900
1874	14,485			14,485	796,675			796,675
1875	15,789			15,789	789,450			789,450
1876	42,401	964	20,769	64,134	1,483,280	22,150	683,840	2,189,270
1877	30,277	233	15,819	46,329	1,111,846	4,000	460,398	1,576,244
1878	27,103	192	7,744	35,039	1,000,645	6,000	211,500	1,218,145
1879	14,280	545	4,493	19,318	399,236	2,750	127,838	529,824
1880	9,013	2,038	5,157	16,208	310,980	21,700	131,647	464,327
1881	6,923	1,098	8,787	16,808	205,900	12,830	129,288	348,018
1882	13,125	362	2,674	16,161	315,186	6,900	80,225	402,311
1883	11,360	606	11,930	23,896	245,902	12,120	248,516	506,538
1884	5,010		12,358	17,368	144,620		272,136	416,756
1885	3,178	81	3,918	13,177	78,300	100	167,877	246,277
1886	5,702	397	8,244	14,343	99,608	2,350	164,405	266,363
1887	1,771	116	7,376	9,263	35,134	400	108,238	143,772
1888	1,800	699	11,980	14,479	105,393	7,000	177,576	289,969
1889	4,467	1,113	10,593	16,173	57,220	15,500	194,097	266,817
1890		17	22,827	22,844		700	442,081	442,781
1891	1,912	33	13,198	15,143	22,606	5,257	252,611	280,474
1892	8,958	699	26,742	36,399	92,500	8,000	406,247	506,747
1893	8,479		22,838	31,317	115,633		248,283	363,916
1894	619	59	21,282	21,960	6,500	35,300	201,629	243,429
1895	1,327	673	14,567	16,567	6,635	10,000	155,928	172,563
1896	1,320		10,883	12,203	5,400		93,992	99,392
1897	198	1,830	7,130	9,158	2,410	18,750	84,004	105,164
1898	3,479	2,559	11,172	17,210	17,000	36,450	137,619	191,069
1899	325	395	6,699	7,419	7,500	3,715	80,966	92,181
1900		1,480	11,684	13,164		23,020	175,448	198,468
1901	1,198	208	2,984	4,390	9,000	7,768	49,000	65,768
1902	363	1,002	2,920	4,285	8,000	23,700	44,883	76,583
1903		509	2,531	3,040		1,781	48,526	50,307

SESSIONAL PAPER No. 10

Manufactures—Continued.

STARCH.								Years.
Quantities.				Values.				
Great Britain.	United States.	Other Countries.	Totals.	Great Britain.	United States.	Other Countries.	Totals.	
Lbs.	Lbs.	Lbs.	Lbs.	\$	\$	\$	\$	
			24,926	1,205	1,196	89	2,490	1868
			250,221	10,588		34	10,622	1869
			1,740	97	86		183	1870
			1,130			113	113	1871
			750			72	72	1872
			42,876	7,100	6	109	7,215	1873
								1874
								1875
		70	70			14	14	1876
3,000	119,200		122,200	270	2,526		2,796	1877
110		1,684	1,794	11		183	194	1878
2,936		13,779	16,715	122		741	863	1879
641,668	900	489	643,057	31,537	84	29	31,650	1880
876,544		3,548	880,092	32,494		197	32,691	1881
22,540	68,930	2,209	93,679	1,396	3,105	120	4,621	1882
436,940	383,673	3,436	824,049	14,648	10,534	178	25,360	1883
1,402,000	1,272,800	360	2,675,160	37,446	31,618	33	69,097	1884
666,240	482,022	9,335	1,157,597	14,592	10,650	553	25,795	1885
861,072	44,800	9,048	914,920	21,101	1,100	241	22,442	1886
1,056,650	172,660	80	1,229,390	23,329	3,415	6	26,750	1887
450,600	17,344	2,428	470,372	12,532	3,067	65	15,664	1888
1,041,080	313,400	6,090	1,360,570	22,542	6,537	155	29,234	1889
28,000		4,048	32,048	925		173	1,098	1890
3,260	568,600	48	571,908	223	13,465	3	13,691	1891
493,587	101,537	3,656	598,780	15,505	2,259	275	18,039	1892
196,600	100	240	196,940	5,795	6	13	5,814	1893
3,800		176	3,976	258		13	271	1894
1,800	600	141	2,541	135	20	11	166	1895
1,925	400	2,508	4,833	235	28	150	413	1896
3,200		156	3,356	213		14	227	1897
4,506	200	40	4,746	285	8	2	295	1898
56,520		1,532	58,052	856		84	940	1899
169,250		488	169,738	6,208		35	6,243	1900
567,460	80	4,115	571,655	24,102	4	180	24,286	1901
39,299	3,000	1,600	43,899	1,027	158	80	1,265	1902
880	550	1,280	2,710	44	55	54	153	1903

3-4 EDWARD VII., A. 1904

No. 19 (F).—EXPORTS of Canada—

SUGAR.

Years.	Quantities.				Values.			
	Great Britain.	United States.	Other Countries.	Totals.	Great Britain.	United States.	Other Countries.	Totals.
	Lbs.	Lbs.	Lbs.	Lbs.	£	£	£	£
1868								
1869								
1870								
1871								
1872								
1873								
1874								
1875								
1876								
1877								
1878								
1879		47,465		47,465		1,420		1,420
1880		42,366		42,366		1,282		1,282
1881		79,503		79,503		2,391		2,391
1882		1,899	100	1,999		38	10	48
1883		100	600	700		9	48	57
1884			752	752			57	57
1885		90	265	355		9	18	27
1886	5,197	268	1,707	7,172	510	22	161	693
1887	1,959	534	4,508	6,992	160	42	293	495
1888		10,066	1,837	11,903		755	106	861
1889	1,316	812	4,181	6,309	119	58	275	452
1890	310	711	3,566	4,587	27	66	240	333
1891	3,000	266,426	3,185	272,611	270	12,605	169	13,044
1892	33,391	1,011,152	366,600	1,411,143	1,069	49,946	13,702	55,117
1893	120	4,291,361	1,419,029	5,710,510	11	170,206	58,147	228,364
1894	4,899	1,064,500	558,372	1,627,762	252	47,307	25,003	72,562
1895		2,583,930	334,981	2,918,911		99,420	12,934	112,354
1896		290	67,250	67,540		19	2,989	3,008
1897		50	1,986,578	1,986,628		4	76,231	76,235
1898	800	1,627	2,286,772	2,289,199	40	95	98,143	98,278
1899	1,009	44,136	1,247,715	1,292,851	25	2,689	44,049	46,163
1900		13,405	20,121	33,526		855	889	1,744
1901	457,806	333,422	17,824	809,052	22,234	18,167	851	41,252
1902	132,109	137,455	9,742	279,306	3,226	4,288	433	7,947
1903	205,543	54,264	29,311	289,118	5,425	1,493	858	7,776

Not separately prior to 1879.

SESSIONAL PAPER No. 10

Manufactures—Continued.

TOBACCO.								Years.
Quantities.				Values.				
Great Britain.	United States.	Other Countries.	Totals.	Great Britain.	United States.	Other Countries.	Totals.	
Lbs.	Lbs.	Lbs.	Lbs.	§	§	§	§	
			272,402	110	3,023	29,207	32,340	1868
			230,601		1,933	36,903	38,836	1869
			420,895	2,785	2,965	64,129	69,879	1870
			605,263	15,489	22,238	73,424	111,151	1871
			641,564	5,521	3,210	90,993	99,724	1872
			373,927	15,571	2,343	53,944	71,858	1873
			17,869	17,869	1,183	48,249	67,301	1874
			462,194	10,793	16,385	50,279	77,457	1875
83,433	6,668	263,345	447,334	36,409	875	60,146	97,430	1876
164,973	2,754	279,607	462,194	10,793	16,385	50,279	77,457	1876
66,252	131,476	264,466	456,389	3,394	2,135	75,115	80,644	1877
9,734	15,225	431,430	402,385	8,064	36,519	36,427	81,010	1878
36,540	168,343	197,502	414,383	1,427	27,646	27,765	56,838	1879
5,627	229,958	178,798	409,173	3,493	17,824	19,182	40,499	1880
9,345	271,567	128,261						
40,014	123,261	165,527	328,802	7,307	12,595	24,901	44,803	1881
58,635	221,145	412,941	695,721	10,639	21,723	34,789	67,151	1882
51,087	277,857	323,539	652,483	10,118	32,617	31,302	74,037	1883
8,600	112,027	491,290	611,917	1,135	7,277	22,212	30,924	1884
13,658	48,585	419,894	487,137	8,032	2,796	23,894	34,722	1885
11,887	78,235	275,936	366,058	2,538	5,303	23,656	31,497	1886
1,518	71,089	498,136	570,743	950	4,381	12,382	17,713	1887
1,887	76,044	395,639	473,570	1,186	14,167	11,417	26,770	1888
4,039	47,533	223,115	274,687	1,263	8,080	16,564	25,907	1889
22,098	41,310	625,786	689,194	2,464	2,748	23,065	28,277	1890
24,632	11,474	286,758	322,864	1,846	928	14,041	16,815	1891
12,211	15,700	228,716	256,627	2,751	1,088	12,730	16,569	1892
12,570	25,672	543,489	581,731	2,799	2,004	45,046	49,849	1893
17,741	91,081	639,296	748,118	3,117	5,102	92,659	100,878	1894
8,671	124,551	321,895	455,117	4,828	7,500	72,640	84,968	1895
12,347	166,698	322,121	501,166	2,289	13,557	57,424	73,270	1896
10,521	203,121	325,572	539,214	2,989	11,651	53,962	68,602	1897
13,868	182,916	342,334	539,118	5,972	15,686	47,590	69,248	1898
46,803	315,902	169,352	532,037	12,017	18,689	41,710	72,416	1899
29,921	209,879	179,707	419,507	11,244	30,935	55,070	97,249	1900
78,807	339,828	272,888	691,523	13,969	54,313	46,756	115,038	1901
18,036	207,037	210,075	435,168	9,068	5,750	45,724	60,542	1902
				12,132	13,891	38,526	64,549	1903

3-4 EDWARD VII., A. 1904

No. 19 (F).—EXPORTS of Canada—

Years.	Tow.							
	Quantities.				Values.			
	Great Britain.	United States.	Other Countries.	Totals.	Great Britain.	United States.	Other Countries.	Totals.
Cwt.	Cwt.	Cwt.	Cwt.	£	£	£	£	
1868								
1869								
1870								
1871								
1872								
1873								
1874								
1875								
1876								
1877								
1878								
1879								
1880								
1881	Not separately stated prior to 1890.							
1882								
1883								
1884								
1885								
1886								
1887								
1888								
1889								
1890		12,990		12,990		95,698		95,698
1891		15,565		15,565		99,299		99,299
1892		19,014		19,014		114,653		114,653
1893	47	18,291		18,338	375	116,768		117,143
1894	707	8,892		9,599	7,623	63,800		71,423
1895	991	12,872		13,863	8,917	83,231		92,148
1896	2,526	15,853		18,379	6,189	87,006		93,195
1897	360	18,535		18,835	350	84,378		84,728
1898		11,281		11,281		43,847		43,847
1899		8,536		8,536		50,566		50,566
1900		11,749		11,749		79,619		79,619
1901	10	600	2	612	64	4,206	10	4,280
1902		3,131		3,131		23,548		23,548
1903		555		555		3,943		3,943

SESSIONAL PAPER No. 10

Manufactures—*Continued.*

WOOD—HOUSEHOLD FURNITURE.				WOOD—DOORS, SASHES, BLINDS, & C.				Years.
Values.				Values.				
Great Britain.	United States.	Other Countries.	Totals.	Great Britain.	United States.	Other Countries.	Totals.	
\$	\$	\$	\$	\$	\$	\$	\$	
Not separately stated prior to 1876.								1868
Not separately stated prior to 1876.								1869
Not separately stated prior to 1876.								1870
Not separately stated prior to 1876.								1871
Not separately stated prior to 1876.								1872
Not separately stated prior to 1876.								1873
Not separately stated prior to 1876.								1874
Not separately stated prior to 1876.								1875
345	85,948	1,047	87,340	9,834	625	10,459	1876
6,321	133,825	2,210	142,356	12,583	12,583	1877
7,884	69,200	2,806	79,890	12,181	20,690	3,906	36,777	1878
8,762	86,722	504	95,988	12,564	4,961	2,500	20,025	1879
3,256	114,077	1,628	118,961	18,258	4,219	265	22,742	1880
2,932	96,724	731	100,387	16,108	5,014	1,158	22,280	1881
7,142	98,730	982	106,854	23,013	15,138	1,846	39,997	1882
3,575	129,169	1,188	133,932	16,389	3,085	2,673	22,147	1883
8,187	121,543	1,975	131,705	49,416	2,592	7,637	59,645	1884
21,424	147,416	275	169,115	44,860	478	1,340	46,678	1885
17,802	205,437	1,784	225,023	28,622	1,913	2,535	33,070	1886
36,200	203,512	4,182	243,894	33,506	1,664	30	35,200	1887
12,258	173,215	1,925	187,398	54,201	1,193	8,770	64,164	1888
25,172	163,394	4,384	192,950	23,701	21,643	7,545	52,889	1889
41,684	132,197	2,493	176,374	69,380	94	69,474	1890
28,024	107,062	3,619	138,705	85,620	293	537	86,450	1891
17,419	43,418	2,964	63,801	115,967	2,697	4,480	123,144	1892
33,350	123,872	17,399	174,621	109,099	1,441	19,809	130,349	1893
37,083	56,290	39,277	132,650	135,454	1,892	20,850	158,196	1894
43,730	33,934	19,341	97,005	130,790	736	7,876	139,402	1895
31,348	28,625	15,474	75,447	168,673	1,150	20,181	190,004	1896
65,990	20,355	29,518	115,863	273,989	1,288	9,884	285,161	1897
167,321	13,973	60,883	242,177	302,291	80	22,121	324,492	1898
271,786	19,796	59,897	351,479	360,592	449	17,165	378,206	1899
238,657	46,370	95,002	380,029	287,602	256	11,496	299,354	1900
163,538	18,968	57,765	240,271	164,903	20,887	8,372	194,162	1901
181,773	17,888	79,599	279,260	231,770	10,152	61,727	303,649	1902
227,424	14,754	116,884	359,062	249,351	22,296	60,312	331,959	1903

3-4 EDWARD VII., A. 1904

No. 19 (F).—EXPORTS of Canada—

Year.	WOOD—MATCHES AND MATCH SPLINTS				WOOD—SPOOL WOOD AND SPOOLS.			
	Values.				Values.			
	Great Britain.	United States.	Other Countries.	Totals.	Great Britain.	United States.	Other Countries.	Totals.
£	\$	£	£	£	£	\$	£	£
1868								
1869								
1870								
1871								
1872								
1873								
1874								
1875								
1876								
1877								
1878								
1879								
1880								
1881	Not separately stated prior to 1890.				Not separately stated prior to 1890.			
1882	Not separately stated prior to 1890.				Not separately stated prior to 1890.			
1883	Not separately stated prior to 1890.				Not separately stated prior to 1890.			
1884	Not separately stated prior to 1890.				Not separately stated prior to 1890.			
1885	Not separately stated prior to 1890.				Not separately stated prior to 1890.			
1886	Not separately stated prior to 1890.				Not separately stated prior to 1890.			
1887	Not separately stated prior to 1890.				Not separately stated prior to 1890.			
1888	Not separately stated prior to 1890.				Not separately stated prior to 1890.			
1889	Not separately stated prior to 1890.				Not separately stated prior to 1890.			
1890	94,197	13,693	6,802	114,692	88,356	10,368	98,724
1891	140,851	21,880	5,499	168,230	76,007	14,651	90,658
1892	162,028	28,102	5,741	195,871	92,962	18,308	111,270
1893	159,224	35,818	9,368	204,410	67,939	14,924	82,863
1894	182,370	26,107	7,558	216,035	61,193	5,291	66,484
1895	124,395	36,478	11,280	172,153	75,014	111	75,125
1896	178,648	8,793	8,395	195,836	99,022	99,022
1897	136,384	4,072	10,820	151,276	85,713	57	85,770
1898	187,748	4,113	3,909	195,770	76,617	40	76,657
1899	253,867	2,591	1,523	257,981	166,955	2,428	169,383
1900	78,969	20,814	4,178	103,961	63,559	345	63,904
1901	81,387	5,012	2,531	88,930	87,321	4,131	187	91,639
1902	45,887	442	5,338	51,667	105,012	1,049	2,370	108,431
1903	110,117	567	1,327	112,011	112,606	9,569	122,175

SESSIONAL PAPER No. 10

Manufactures—Continued.

WOOD—WOOD PULP.				WOOD—ALL, OTHER N.E.S.				Years.
Values.				Values.				
Great Britain.	United States.	Other Countries.	Totals.	Great Britain.	United States.	Other Countries.	Totals.	
%	%	%	%	%	%	%	%	
								1868
								1869
								1870
								1871
								1872
								1873
								1874
								1875
								1876
								1877
								1878
								1879
								1880
								1881
								1882
								1883
								1884
								1885
								1886
								1887
								1888
								1889
								1890
								1891
								1892
								1893
								1894
								1895
								1896
								1897
								1898
								1899
								1900
								1901
								1902
								1903

Not separately stated prior to 1876.

Not separately stated prior to 1890.

3-4 EDWARD VII., A. 1904

No. 19 (F).— EXPORTS of Canada—

Year.	TOTAL WOOD MANUFACTURED.				WOOLLENS.			
	Values.				Values.			
	Great Britain.	United States.	Other Countries.	Totals.	Great Britain.	United States.	Other Countries.	Totals.
	£	£	£	£	£	£	£	£
1868	6,895	32,853	31,745	71,493	1,602	7,743	19,530	28,875
1869	12,814	32,847	19,376	65,037	9,296	8,994	6,163	24,453
1870	15,707	42,468	28,357	86,532	2,043	11,524	21,203	34,770
1871	21,179	64,865	38,135	124,179	2,411	2,249	26,443	31,103
1872	19,896	110,205	22,362	152,463	2,799	4,422	28,241	35,462
1873	11,689	65,568	21,860	98,617	5,183	23,833	23,764	52,780
1874	15,910	46,918	7,739	70,567	9,782	10,149	6,790	26,721
1875	9,309	83,449	14,814	107,563	4,359	7,866	5,729	17,954
1876	19,821	147,349	29,016	196,186	34,473	4,208	6,568	45,249
1877	46,156	210,789	40,509	297,454	14,396	1,667	22,589	38,652
1878	126,803	145,635	36,755	309,193	5,852	2,694	25,351	33,897
1879	129,989	148,323	22,506	300,818	5,007	824	29,294	35,125
1880	169,122	217,181	23,435	409,738	4,173	7,869	20,645	32,687
1881	145,709	246,419	22,196	414,324	2,983	2,592	16,106	21,681
1882	213,023	266,906	20,965	500,894	1,788	7,942	16,022	25,752
1883	247,495	254,627	38,753	540,875	3,013	8,532	19,751	31,296
1884	253,919	297,216	70,560	621,695	15,348	2,321	23,391	41,060
1885	268,283	372,196	45,520	685,999	27,057	2,849	25,827	55,733
1886	190,814	417,206	29,371	637,591	5,608	5,739	16,936	28,283
1887	159,831	386,851	26,530	573,212	7,903	3,027	14,163	25,093
1888	210,669	403,362	38,669	652,700	4,274	18,814	21,807	44,895
1889	245,920	410,512	40,526	696,958	14,763	11,309	16,007	42,079
1890	356,399	457,863	56,204	870,466	6,919	2,390	10,681	19,990
1891	406,970	566,422	51,056	1,024,448	11,613	9,161	17,754	38,528
1892	485,470	570,660	30,293	1,086,423	7,965	42,922	29,757	80,644
1893	488,508	698,125	94,357	1,280,990	6,358	1,645	27,989	35,992
1894	725,833	498,806	123,560	1,348,199	4,417	2,201	23,644	30,262
1895	750,864	471,773	66,985	1,289,622	7,830	42,610	21,502	71,942
1896	831,502	641,241	82,365	1,555,108	3,829	35,476	23,088	62,393
1897	913,707	665,730	72,880	1,652,317	11,855	5,533	30,496	47,884
1898	1,671,032	583,529	117,478	2,372,039	4,852	15,491	14,758	35,101
1899	2,024,230	654,633	140,845	2,819,708	4,710	7,426	15,469	27,605
1900	1,530,501	1,368,738	228,003	3,127,242	18,189	5,962	23,610	47,761
1901	1,678,921	1,061,288	222,479	2,962,688	8,287	34,089	14,673	57,049
1902	1,658,409	1,255,696	275,738	3,189,843	23,263	16,651	20,016	59,930
1903	2,086,094	1,926,025	461,833	4,473,952	16,206	17,940	21,746	55,892

SESSIONAL PAPER No. 10

Manufactures—Continued.

ALL OTHER ARTICLES, N. E. S.				TOTALS.				Years.
Values.				Values.				
Great Britain.	United States.	Other Countries.	Totals.	Great Britain.	United States.	Other Countries.	Totals.	
\$	\$	\$	\$	\$	\$	\$	\$	
1,308	130,744	39,562	171,614	1,107,408	682,851	310,152	2,100,411	1868
38	79,931	42,879	122,848	1,385,965	720,774	305,820	2,412,559	1869
17,849	196,506	54,033	268,388	1,009,044	1,086,083	465,243	2,560,370	1870
4,914	219,122	45,458	269,494	942,127	1,091,801	398,822	2,432,750	1871
5,887	217,780	49,594	273,261	799,413	1,439,062	478,024	2,716,499	1872
26,914	232,698	81,621	341,233	1,428,748	1,541,698	639,457	3,609,903	1873
27,053	275,844	70,397	373,294	1,367,944	1,134,345	444,366	2,946,655	1874
8,669	190,509	71,608	270,786	1,571,556	986,604	470,352	3,028,512	1875
22,998	216,082	53,668	292,748	2,965,249	1,047,211	1,135,741	5,148,201	1876
19,673	151,287	64,948	235,908	2,098,817	988,433	1,018,172	4,105,422	1877
47,102	253,229	99,332	399,663	2,224,373	983,027	920,355	4,127,755	1878
63,042	195,720	61,310	320,072	1,107,385	881,685	711,211	2,700,281	1879
51,398	331,260	55,084	437,742	1,386,746	1,283,342	572,529	3,242,617	1880
55,569	415,795	55,466	526,830	1,211,915	1,310,557	552,623	3,075,095	1881
65,872	381,042	74,129	521,043	1,398,147	1,339,614	591,837	3,329,598	1882
48,197	560,151	65,516	673,864	1,211,189	1,603,274	688,757	3,503,220	1883
48,292	501,380	135,237	684,909	1,443,630	1,265,652	868,253	3,577,535	1884
49,605	445,904	86,991	582,500	1,335,706	1,135,741	710,054	3,181,501	1885
75,234	425,612	57,314	558,160	1,026,861	1,207,356	589,920	2,824,137	1886
90,481	416,501	79,333	586,315	1,270,162	1,289,052	520,758	3,079,972	1887
75,137	539,056	93,283	707,476	1,762,894	1,632,025	766,363	4,161,282	1888
43,616	649,770	82,311	775,697	1,679,359	1,822,948	932,642	4,434,949	1889
32,143	583,187	70,785	686,115	1,816,147	2,667,282	1,257,755	5,741,184	1890
64,402	589,614	71,268	725,284	2,252,295	3,006,423	1,037,531	6,296,249	1891
67,605	289,291	70,371	427,267	2,617,472	3,006,708	1,416,808	7,040,988	1892
59,086	453,078	147,399	659,563	2,454,009	3,563,827	1,676,123	7,693,959	1893
65,050	308,175	194,017	567,242	3,120,614	2,448,607	2,123,534	7,692,755	1894
114,945	349,772	113,305	569,022	2,944,280	3,030,449	1,794,146	7,768,875	1895
105,761	373,325	139,817	618,903	3,799,266	3,531,239	2,034,879	9,365,384	1896
104,167	343,726	176,751	624,644	3,617,128	3,213,677	2,691,209	9,522,014	1897
145,381	389,125	179,076	704,582	4,900,806	2,829,510	2,948,000	10,678,316	1898
158,918	485,331	187,476	831,725	5,474,562	3,150,711	3,081,434	11,706,707	1899
472,105	742,757	305,420	1,520,282	5,625,073	4,857,413	3,741,801	14,224,287	1900
598,372	817,564	436,752	1,852,688	6,652,336	4,963,247	4,396,625	16,012,208	1901
923,724	924,845	613,778	2,462,347	7,322,602	6,024,373	5,115,995	18,462,970	1902
580,129	814,632	967,231	2,361,992	6,728,298	8,236,129	5,660,540	20,624,967	1903

3-4 EDWARD VII., A. 1904

No. 19 (G).—EXPORTS of Canada—

Years.	(A) * MISCELLANEOUS ARTICLES.				(B) TOTAL EXPORTS OF MERCHANDISE, THE PRODUCE OF CANADA.			
	Values.				Values.			
	Great Britain.	United States.	Other Countries.	Totals.	Great Britain.	United States.	Other Countries.	Totals.
	\$	\$	\$	\$	\$	\$	\$	\$
1868	15,791	271,007	15,482	302,280	17,905,808	22,387,846	5,249,523	45,543,177
1869	14,480	298,186	37,893	350,559	20,486,389	23,640,188	5,196,727	49,323,304
1870	16,437	335,000	20,215	371,652	22,512,991	27,398,980	6,169,271	56,081,192
1871	22,600	342,323	22,631	387,554	21,733,556	26,715,690	6,732,110	55,181,356
1872	73,807	391,691	50,487	515,985	25,223,785	29,984,440	7,735,802	62,944,027
1873	55,053	383,391	26,848	465,292	31,402,234	33,421,725	8,421,647	73,245,606
1874	35,547	358,666	25,587	419,800	35,769,190	30,380,556	7,777,002	73,926,748
1875	54,183	337,426	17,572	409,181	34,199,134	25,683,818	7,607,941	67,490,893
1876	52,946	326,242	14,180	393,368	34,379,005	27,451,150	8,031,694	69,861,849
1877	19,764	287,326	13,726	320,816	35,491,671	22,160,666	8,212,543	65,864,880
1878	31,844	367,133	2,894	401,871	35,861,110	22,131,313	7,747,681	65,740,134
1879	28,802	356,811	1,386	386,999	29,393,424	23,149,909	7,546,245	60,089,578
1880	30,653	608,668	834	640,155	35,208,031	26,762,705	8,125,455	70,096,191
1881	31,106	588,276	2,800	622,182	42,637,219	31,015,109	7,269,051	80,921,379
1882	17,811	514,680	3,444	535,935	39,816,813	41,687,638	8,538,260	90,042,711
1883	19,741	502,050	7,104	528,895	39,538,067	36,096,501	8,651,139	84,285,707
1884	38,958	507,691	14,041	560,690	37,410,870	31,631,622	8,089,587	77,132,079
1885	54,684	485,961	16,726	557,374	36,479,651	32,618,593	7,085,874	76,183,518
1886	47,136	551,503	5,372	604,011	36,604,263	31,503,292	6,777,951	74,975,506
1887	62,884	569,918	11,559	644,361	38,714,331	32,273,033	6,976,656	77,964,020
1888	66,340	701,616	5,921	773,877	33,648,284	37,323,161	7,326,305	78,297,750
1889	53,995	727,273	2,384	783,652	33,504,281	36,449,288	7,248,235	77,201,804
1890	5,352	76,773	381	82,506	41,499,149	33,291,207	7,545,158	82,335,514
1891	360	43,144	1,833	45,337	43,243,784	34,829,436	7,684,524	85,757,744
1892	50	70,621	847	71,518	54,949,055	31,317,857	9,417,341	95,684,253
1893	47,618	45,876	198	93,692	58,409,606	33,813,802	9,783,082	102,006,490
1894	20,052	54,308	967	75,327	60,878,056	29,297,598	10,411,199	100,586,853
1895	14,191	70,617	1,130	85,938	57,903,564	32,363,773	9,321,014	99,528,351
1896	19,968	87,589	1,708	109,265	62,717,941	34,460,428	9,200,383	106,378,752
1897	28,056	33,760	1,715	63,531	69,533,852	39,717,057	10,434,501	119,685,410
1898	6,443	51,562	3,400	61,405	93,065,019	34,361,795	12,494,118	139,920,932
1899	43,458	53,238	2,473	99,169	85,113,681	34,766,955	12,920,626	132,801,262
1900	58,289	117,024	32,757	208,070	96,562,875	52,534,977	14,412,938	163,510,790
1901	27,596	9,305	7,588	44,489	92,857,525	67,983,673	16,590,188	177,431,386
1902	31,056	1,146	397	32,599	109,347,345	66,567,784	20,104,634	196,019,763
1903	21,704	44,655	17,425	83,784	125,199,980	67,766,367	21,435,327	214,401,674

* Includes 'Household effects' prior to 1890.

SESSIONAL PAPER No. 10

Miscellaneous and Recapitulation.

(C) ESTIMATED SHORT REPORTED	(D) COIN AND BULLION.				(E) GRAND TOTAL EXPORTS, THE PRODUCE OF CANADA.				Years.
	Values.				Values.				
	United States.	Great Britain.	United States.	Other Countries.	Totals.	Great Britain.	United States.	Other Countries.	
\$	\$	\$	\$	\$	\$	\$	\$	\$	
2,961,722	889,032	3,975,189	1,947	4,866,168	18,794,846	29,324,757	5,251,470	53,371,067	1868
3,077,468	12,486	4,205,722		4,218,208	20,498,875	30,923,378	5,196,727	56,618,980	1869
2,962,398	1,134,784	6,867,494		8,002,278	23,647,775	37,228,822	6,169,271	67,045,868	1870
2,448,668	2,576,738	4,113,612		6,690,350	*24,310,294	*33,277,970	*6,732,110	*64,320,374	1871
2,887,056	5,355	3,388,765	616,278	4,010,398	25,229,140	36,260,261	8,352,080	69,841,481	1872
3,292,419		3,749,957	105,030	3,845,987	31,402,234	40,455,101	8,526,677	80,384,012	1873
2,815,249	67,652	1,928,183		1,995,835	35,836,842	35,123,988	7,777,002	78,737,832	1874
2,218,930		1,039,837		1,039,837	34,199,134	28,942,585	7,607,941	70,749,660	1875
2,629,588	38,017	1,202,020		1,240,037	34,417,022	31,282,758	8,031,694	73,731,474	1876
2,165,666					35,491,671	34,326,332	8,212,543	68,030,546	1877
2,249,666					35,861,110	24,381,009	7,747,681	67,989,800	1878
2,341,447					29,393,424	25,491,356	7,546,245	62,431,025	1879
2,803,506					35,208,031	29,566,211	8,125,455	72,899,697	1880
3,023,322					42,637,219	34,038,431	7,269,051	83,944,701	1881
4,094,946					39,816,813	45,782,584	8,538,260	94,137,657	1882
3,416,724					39,538,067	39,513,225	8,651,139	87,702,431	1883
2,701,019					37,410,870	34,332,641	8,089,587	79,833,098	1884
2,948,217					36,479,051	35,566,810	7,085,874	79,131,735	1885
2,781,198					36,694,263	34,284,490	6,777,951	77,756,704	1886
2,996,889					38,714,331	35,269,922	6,976,656	80,960,909	1887
3,084,322					33,648,284	40,407,483	7,326,305	81,382,072	1888
3,070,652					33,504,281	39,519,940	7,248,235	80,272,456	1889
2,922,072					41,499,149	36,213,279	7,545,158	85,257,586	1890
2,913,994		129,328		129,328	43,243,784	37,872,758	7,684,524	88,801,066	1891
3,348,213		306,447		306,447	54,949,055	34,972,517	9,417,341	99,338,913	1892
3,482,308		309,459		309,459	58,409,606	37,605,569	9,783,082	105,798,257	1893
3,264,911		310,006		310,006	60,878,056	32,872,515	10,411,199	104,161,770	1894
3,300,090		256,571		256,571	57,903,564	35,860,434	9,321,014	103,085,012	1895
3,329,053	1,000	206,447	85	207,532	62,718,941	37,995,928	9,200,468	109,915,337	1896
3,947,130		327,298		327,298	69,533,852	43,991,485	10,434,501	123,959,838	1897
4,627,730		1,045,723		1,045,723	93,065,019	40,035,248	12,494,118	145,594,385	1898
4,559,530	874	1,100,371		1,101,245	85,114,555	40,426,856	12,920,626	138,462,037	1899
5,461,511		1,670,068		1,670,068	96,562,875	59,666,556	14,412,938	170,642,369	1900
†					92,857,525	67,983,673	16,590,188	177,431,386	1901
†					109,347,345	66,567,784	20,104,634	196,019,763	1902
†					125,199,980	67,766,367	21,435,327	214,401,674	1903

* Includes exports from Manitoba, for only three months ended June 30, 1871.

† After 1900 no estimate is made of the amount short reported in Exports to United States.

SESSIONAL PAPER No. 10

Bleaching, laundry.....	Dut. Lbs.	156,827	16,123	199,873	14,517	195,633	17,562	153,695	16,082	20,224
Books, periodicals, &c.— Advertising pamphlets, pictorial show cards, circulars, &c.....	Dut. Lbs.	29,001	7,703	27,518	7,254	41,366	10,476	29,875	6,348	34,858	7,060
Bibles, prayer books, psalm and hymn books and religious tracts, &c.....	Free.....	71,605	52,901	71,845	69,285	88,859
Newspapers and quarterlies, monthly and semi-monthly mag- azines and weekly literary pa- pers, unbound.....	".....	28,151	27,589	36,775	35,524	34,327
Novels or works of fiction or liter- ature of a similar character, un- bound or paper bound or in sheets, &c.....	Dut.	14,706	13,904	21,861	12,653	15,229
Periodicals and pamphlets, N. E. S., &c.....	".....	170,298	151,073	156,616	139,843	163,793
All other.....	(Free.....	57,925	53,038	38,488	37,033	49,127
Totals, books, &c.....	(Dut.	222,365	205,496	227,441	195,897	235,209
.....	(Free.....	157,681	133,528	162,540	136,507	186,922
Boot, shoe and stay laces.....	Dut.	40,153	45,325	61,265	65,448	62,818
Braces and suspenders and metal parts of.....	".....	39,291	28,297	32,434	34,691	35,001
Breadstuffs— Arrowroot and tapioca.....	Dut. Lbs.	840,069	17,932	582,716	18,567	923,006	26,001	1,329,120	29,384	700,583	12,701
Biscuits.....	".....	91,125	9,297	92,636	7,567	92,118	10,468	93,855	9,626	106,211	13,341
Rice, all kinds.....	".....	2,918,435	75,480	15,537,220	223,665	5,661,991	123,121	4,581,210	98,526	11,523,524	199,370
All other.....	(Free.....	21,765	39,244	28,413	30,354	78,913
Totals, breadstuffs.....	(Dut.	124,384	288,983	187,943	167,890	304,325
.....	(Free.....	41	36	43
Bricks, clays and tiles— Bricks, building.....	Dut. M.	37	1,067	169	3,029	67	826	82	2,396	143	4,133
Bricks, fire, and stove linings, N. E. S.,.....	".....	5,950	10,128	4,190	5,856	5,481
Bricks, fire, for use in process of manufacture.....	Free. M.	4,374	51,220	7,323	92,416	6,921	56,796	5,693	52,702	7,892	130,522
Bricks, paving.....	Dut. "	564	6,913	992	13,389	446	5,696	716	10,003	568	8,733
China clay.....	Free. Cwt.	119,387	40,495	93,665	33,564	101,849	32,821	121,274	45,252	134,356	46,322
Drain pipes, sewer pipes, chimney linings or vents, chimney tops and inverted blocks, glazed or unglazed.....	Dut.....	4,656	2,971	9,185	5,009	9,645

3-4 EDWARD VII., A. 1904

No. 20—Continued.

GREAT BRITAIN—Continued.

IMPORTS—Continued.

	1899.		1900.		1901.		1902.		1903.	
	Quantity.	Value.	Quantity.	Value.	Quantity.	Value.	Quantity.	Value.	Quantity.	Value.
ARTICLES.										
Bricks, clays and tiles— <i>Con.</i>										
Fire clay, unmanufactured.....										
(Dut.)		10,340		11,255		7,476		9,491		10,665
(Free		3,079		2,354		4,017		6,878		2,910
All other.....		1,909		4,368		197		5,175		3,080
Totals, bricks, &c.....		21,065		31,892		23,914		30,112		30,992
		103,964		111,663		97,290		112,620		190,529
Bristles.....	37,957	25,009	35,716	29,656	30,531	30,200	33,033	26,340	47,330	46,263
Brooms and brushes.....		15,272		16,013		16,070		19,432		18,916
(Dut.)		30,451		33,023		30,421		36,728		48,996
(Free				1		1,117		521		458
Buttons.....		6,141	133,380	10,534	128,343	11,891	130,217	12,036	142,232	13,048
Candles.....										
Carpets, mats and rugs—										
Carpets, N. E. S.....	118,347	81,400	191,615	111,855	218,945	129,627	184,334	415,550	16,005	9,798
All other.....		40,299		68,141		90,506		99,164		127,431
Totals, carpets, &c.....		121,699		179,996		220,133		214,714		137,229
Carriages—										
Bicycles and tricycles.....	26	727	6	244	12	492	11	377	25	1,394
" parts of.....		8,205		3,740		8,168		5,370		5,765
Buggies and carriages.....	10	4,003	4	486	82	10,302	7	4,265	10	5,600
All other.....		4,440		3,641		8,652		6,198		8,512
Totals, carriages, &c.....		17,375		8,111		27,614		16,510		21,211
Celluloid and infs. of.....		1,746		2,293		1,520		3,753		6,418
" xylonite, xyolite in sheets										
" blocks or balls, in the rough.....		11,774		10,935		17,836		20,395		22,066

SESSIONAL PAPER No. 10

Cement—	420,380	124,295	619,659	245,914	567,242	226,776	357,679	145,315	701,775	185,751
Portland.....		1,483		3,366		3,808		3,506		4,003
All other.....		123,778		249,280		230,584		148,818		189,754
Totals, cement.....										
Clocks, clock keys and clock move- ments.....				6,840		9,887		12,425		12,389
Cloths not ribbed or made water- proof, whether of wool, cotton, union, silk or ramie, sixty inches or over in width and weighing not more than seven ounces to the square yard, imported exclusively for the manufacture of mackintosh clothing.....	154,383	27,796	234,953	44,790	228,235	50,365	343,610	70,631	491,605	98,045
Coal and coke—										
Coal, anthracite.....	128	362			13,442	52,544			62,088	345,015
" bituminous.....	48,923	90,220	16,810	38,114	33,840	88,428	42,479	95,159	99,784	344,467
" dust.....	4,818	6,546	6,552	14,293	13,596	17,885	23,287	31,211	7,235	11,302
Coke.....	2,567	6,943	243	1,127	43	223	22,167	67,011	15,638	70,469
All other (charcoal).....										10,145
Totals, coal, coke, &c.....	53,741	96,766	23,362	52,317	47,436	106,263	65,766	126,370		306,514
(Free, ".....)	2,695	7,305	213	1,127	13,485	32,767	22,167	67,041		415,481
Cocoa beans, nibs, paste, chocolate and preparations of.....	391,940	76,144	543,669	98,613	579,677	102,336	821,256	151,571	939,786	176,460
(Free, ".....)	96,578	15,336	126,671	21,150	99,784	20,518	70,548	13,161	172,571	26,789
(Dut, ".....)	104,273	8,692	62,968	3,005	73,016	5,354	87,164	6,001	86,535	1,926
All other (charcoal).....	565,961	82,607	509,319	68,215	333,664	79,221	427,879	39,598	484,828	65,643
Totals, collars and cuffs—										
Collars.....	48,776	41,825	35,401	34,439	25,932	24,588	28,514	20,329	40,526	37,409
Cuffs.....	7,165	1,382	7,441	2,064	1,453	736	6,007	892	9,028	1,154
Totals, collars and cuffs.....		43,207		36,503		25,344		30,221		38,563
Combs.....		51,756		54,570		53,246		59,734		60,262
(Dut, ".....)		33,748		32,285		66,005		107,845		107,245
(Free, ".....)		575		752		1,897		19,441		58,487

SESSIONAL PAPER No. 10

	249,478	287,742	304,508	332,332	412,219
Curtaims and shams.....	Dut.				
Drugs, dyes and chemicals—					
Aniline dyes and coal tar dyes in bulk or packages of not less than 1 pound.....	89,663	19,516	16,690	29,112	91,865
Aniline salts and arseniate of aniline.....	74,747	6,661	10,024	15,176	175,254
Borax.....	1,345,221	62,256	1,825,965	2,338,103	14,254
Brunstone, crude.....	5,583,320	130,326	8,796,746	70,994	70,574
Chloride of lime.....	3,356,810	39,431	2,177,657	140,469	105,716
Cream of tartar, in crystals.....	112,127	6,361	107,949	20,343	2,296,676
Extract of logwood.....	44,358	43,282	47,541	16,963	24,070
Gelatine and isinglass.....	47,228	19,107	12,599	36,436	58,685
Glycerine.....	668,953	135,275	1,509,817	13,741	13,338
Gums.....	44,782	171,951	165,563	217,446	1,529,863
Liquorice.....	97,697	10,264	11,469	38,518	121,578
Proprietary medicines, all kinds.....	170,353	4,413	4,541	7,236	102,388
Soda, bicarbonate of.....	3,363,242	54,298	76,758	5,266	4,688
Soda, nitrate of, soda ash, soda caustic, soda, bichromate of, sal soda and silicate of soda, in crystals or solution.....	18,682,266	23,953	24,048	71,489	80,146
All other.....		23,953	24,048	27,440	24,876
Totals, drugs, dyes, &c.....	(Dut.)	609,426	704,581	643,531	667,545
	(Free.)	670,795	697,776	757,796	804,031
Earthenware and china ware—					
Decorated, painted or stonced, and all earthenware, N.E.S.....	217,082	217,414	233,541	315,169	425,988
China and porcelain ware.....	70,711	58,299	39,808	75,166	74,556
White granite or ironstone ware, C. C. or cream coloured ware.....	187,396	188,797	217,418	198,161	290,358
All other.....	190,781	163,911	151,685	116,416	84,339
Totals, earthenware, &c.....		568,421	702,086	684,912	785,270
Elastic.....	Dut.	70,029	61,368	78,297	73,711
Electric apparatus.....	"	21,585	8,480	13,745	53,241
Embroideries, N.O.P.....	"	18,278	29,026	22,745	33,517

3-4 EDWARD VII., A. 1904

No. 20—Continued.

GREAT BRITAIN—Continued.

IMPORTS—Continued.

ARTICLES.	1899.		1900.		1901.		1902.		1903.	
	Quantity.	Value.	Quantity.	Value.	Quantity.	Value.	Quantity.	Value.	Quantity.	Value.
Fancy goods—										
Bead ornaments and statuettes.										
N. P. S.		9,087		8,814		5,929		8,926		10,623
Bangles, bracelets, cords, &c.		146,042		155,187		128,415		145,268		175,619
Feathers.		155,686		156,644		136,630		149,439		249,125
Flowers, artificial.		87,244		73,122		56,190		81,639		59,317
Laces, lace collars and similar goods, &c.		464,483		505,277		534,463		633,043		776,609
All other		29,685		31,451		32,119		40,368		58,796
Totals, fancy goods		892,227		930,475		893,746		1,058,685		1,280,139
Fertilizers										
(Dut.)		565		5,820		3,427		6,253		6,186
(Free.)		730		8,485		5,141		308		16,918
Totals		1,295		14,305		8,568		6,561		23,104
Fisheries, articles for the use of										
(Free.)		298,252		305,719		298,054		356,119		340,924
(Dut.)		73,690		58,059		63,324		77,223		63,230
(Free.)		137								
Fish and fish products										
(Dut.)		124,786		100,882		91,432		85,333		77,383
Flax, hemp and jute, and mfts. of										
Carpeting, rugs, matting and mats.										
Danask of linen, stair linen, paper, napkins, doylies, tray cloths, quilts and like articles of linen, N. O. P.		345,447		381,943		408,977		429,551		529,269
Handkerchiefs		118,245		126,532		144,324		134,132		145,877
Hemp, undressed		92,755		540,387		61,299		623,104		547,789
Jute cloth, as taken from the loom, not coloured, cropped, mangle-d, pressed, calendered, nor finished in any way.		11,700,321		13,338,597		14,135,163		17,681,499		735,221
Jute cloth not otherwise finished than bleached or calendered.		731,914		28,374		777,924		21,546		35,359

SESSIONAL PAPER No. 10

Jute, flax or hemp yarn, plain, dyed or coloured, jute canvases, not pressed or calendered, imported by manufacturers of carpets, rugs and mats, jute webbing or jute cloth, hammocks, twines, floor-oilcloth and towels, for use in the manufacture of any of these articles only, in their own factories.....	Free. Lbs. 1,381,181	113,948	1,092,881	89,596	1,151,688	98,559	1,896,723	147,390
Linum, brown or bleached.....	Dut. Yds. 1,080,650	126,148	735,660	59,934	1,446,385	118,777	1,047,167	89,581
Linum duck, canvas, huckabacks or other mfrs. of flax, N.E.S.....	" Lbs. 400,253	436,127	324,296	487,210	487,210	482,318	555,483	555,483
Linum thread.....	" Lbs. 107,374	129,453	324,296	145,963	311,328	176,052	310,798	160,130
Shirts.....	" Doz. 433	4,116	408	3,694	576	4,679	620	6,360
Towels.....	" Lbs. 130,565	140,876	126,054	126,054	126,054	138,758	158,575	158,575
All other.....	" (Free) 251,172	294,352	221,893	221,893	221,893	190,271	170,865	170,865
	" (Free) 1,909	697	13,663	13,663	13,663	7,196	5,111	5,111
Totals, flax, hemp, &c.....	(Dut.) 1,395,799	1,687,024	1,732,336	1,732,336	1,732,336	1,780,837	1,923,862	1,923,862
	(Free) 1,081,210	1,269,254	1,101,085	1,101,085	1,101,085	1,567,092	1,435,511	1,435,511
Fruits—								
Dried fruits—								
Currants.....	Dut. Lbs. 250,729	6,628	114,772	8,670	99,585	4,766	199,012	6,646
Dates.....	" " 382,461	22,297	252,582	7,208	369,178	8,502	539,216	12,353
Figs.....	" " 326,899	6,043	687,825	16,872	255,654	4,949	454,463	10,063
Raisins.....	" " 232,129	8,717	433,273	24,949	590,474	30,409	222,740	11,528
All other, including nuts.....	" " 93,671	6,240	74,360	3,810	19,575	1,914	219,963	7,333
Totals, fruits, dried.....	" " 1,285,889	62,233	1,637,217	61,509	1,244,476	50,540	1,655,328	48,553
Green fruits—								
Grapes.....	Dut. Lbs. 274,462	19,555	316,482	25,091	404,367	29,912	484,997	34,761
Oranges, lemons and limes.....	" " 93,911	137,770	131,335	131,335	131,335	119,924	124,242	124,242
All other.....	" (Dut.) 21	29	15	15	15	698	132	132
	" (Free) 117,246	157,354	156,501	156,501	156,501	150,534	159,155	159,155
Totals, fruits, green.....	(Dut.) 481,384	177,104	584,152	584,152	584,152	584,152	584,152	584,152
	(Free) 117,246	157,354	156,501	156,501	156,501	150,534	159,155	159,155
Preserved fruits—								
Jellies, jams and preserves.....	Dut. Lbs. 611,914	55,388	779,622	56,497	723,860	52,334	1,034,853	72,314
Fruits in air tight cans.....	" " 127,766	14,876	385,190	21,401	429,338	20,570	518,029	22,523
All other.....	" (Free) 1,005	2,393	2,863	2,863	2,863	1,737	1,918	1,918
Totals, fruits, preserved.....	(Dut.) 48,891	72,657	89,761	89,761	89,761	74,641	96,785	96,785
	(Free) 1,005	2,393	2,863	2,863	2,863	1,737	1,918	1,918

3-4 EDWARD VII., A. 1904

No. 20. *Continued.*
GREAT BRITAIN. *Continued.*
Imports—*Continued.* Imports—*Continued.*

ARTICLES.	1899.		1900.		1901.		1902.		1903.	
	Quantity.	Value.	Quantity.	Value.	Quantity.	Value.	Quantity.	Value.	Quantity.	Value.
<i>Reception.</i>										
Fruits		(Dut. 211,248 Free.)		(Dut. 292,241 Free. 131)		(Dut. 298,771 Free. 31)		(Dut. 275,745 Free.)		(Dut. 304,493 Free.)
Furs and manufactures of		(Dut. 278,886 Free. 250,457)		(Dut. 297,665 Free. 215,258)		(Dut. 303,787 Free. 283,206)		(Dut. 336,498 Free. 339,253)		(Dut. 310,129 Free. 383,171)
Glass and manufactures of Common and colourless window glass and plain, coloured, opaque, stained or tinted or muffled in sheets		(Dut. 5,633,355 Free.)		(Dut. 5,633,355 Free.)		(Dut. 5,633,355 Free.)		(Dut. 5,633,355 Free.)		(Dut. 5,633,355 Free.)
Plate glass, not bevelled, in sheets or panes, not exceeding 25 sq. ft. each, N.O.P.		(Dut. 11,888 Free. 260,791)		(Dut. 33,915 Free. 80,315)		(Dut. 36,313 Free. 67,992)		(Dut. 30,917 Free. 64,903)		(Dut. 27,436 Free. 350,383)
Plate glass, not bevelled, N.E.S. All other		(Dut. 65,786 Free.)		(Dut. 78,093 Free.)		(Dut. 91,283 Free.)		(Dut. 91,283 Free.)		(Dut. 110,353 Free.)
Totals, glass and infra. of		(Dut. 280,128 Free.)		(Dut. 364,919 Free.)		(Dut. 351,472 Free.)		(Dut. 388,504 Free.)		(Dut. 460,915 Free.)
Gloves and mitts, all kinds		(Dut. 218,638 Free. 20,630)		(Dut. 208,849 Free. 24,341)		(Dut. 213,989 Free. 25,529)		(Dut. 199,590 Free. 27,028)		(Dut. 270,067 Free. 34,327)
Glue, glue stock and manilla		(Dut. 393 Free. 1,184)		(Dut. 297 Free. 4,173)		(Dut. 1,554 Free. 6,517)		(Dut. 1,362 Free. 35,140)		(Dut. 272 Free. 110,583)
Grease, all kinds		(Dut. 7,267 Free. 158,891)		(Dut. 461 Free. 2,899)		(Dut. 563 Free. 82,473)		(Dut. 895 Free. 25,626)		(Dut. 124 Free. 17,961)
Gunpowder and other explosives		(Dut. 10,539 Free. 119,523)		(Dut. 52,446 Free. 118,111)		(Dut. 78,168 Free. 151,944)		(Dut. 110,952 Free. 217,812)		(Dut. 168,104 Free. 466,811)
Gutta percha, India rubber and manufactures of		(Dut. 9,614 Free. 8,915)		(Dut. 41,198 Free. 8,941)		(Dut. 251 Free. 7,286)		(Dut. 5,966 Free. 8,941)		(Dut. 7,119 Free. 7,357)
Hair and manufactures of		(Dut. 15,990 Free.)		(Dut. 18,465 Free.)		(Dut. 23,824 Free.)		(Dut. 11,402 Free.)		(Dut. 16,030 Free.)

SESSIONAL PAPER No. 10

Hats, caps and bonnets— Beaver silk or felt	Dut.	503,704	604,508	533,144	560,553	445,962
Straw, grass, chip or other material, N.E.S.	"	249,288	227,416	271,716	257,301	250,643
All other, including materials for same.	(Free)	45,043	49,833	63,735	76,865	37,616
Totals, hats, caps, &c.	(Dut.) (Free)	794,977 45,043	882,277 69,982	889,442 63,735	842,929 76,865	754,221 75,601
Hides and skins other than fur	Free.	880,327	1,008,698	680,730	1,122,509	1,301,762
Hops	Dut. Lbs.	21,416	18,462	19,040	23,631	20,324
Hats, writing and printing	"	20,839	19,195	21,678	22,165	23,433
Ivory and manufactures of	(Free)	36	27	9	69	27
Jewellery	Dut.	16,339	21,735	27,368	14,030	9,898
Blank, old or oakum	Free, Cwt.	39,161	47,877	67,619	69,413	74,336
Totals, leather and manufactures of— Boots and shoes	Dut.	20,237	9,628	18,694	34,178	29,435
Calf, kid, lamb and sheep skins.	"	39,255	24,775	34,145	41,461	60,145
Leather, belting leather of all kinds	"	38,377	58,334	38,536	51,967	39,333
Leather belting.	"	17,698	38,690	24,687	11,166	25,422
Upper leather, including Dongola cowhvan, kangaroo, &c., dressed, waxed or glazed	"	19,582	16,210	24,987	30,972	24,036
All other	"	65,139	77,455	63,905	88,006	117,373
Totals, leather and mfrs. of	"	206,298	221,157	294,974	257,750	316,966
Machine card clothing	Dut.	36,933	23,841	24,191	21,903	37,489
Marble and manufactures of	"	3,312	3,869	4,750	2,694	2,631
Metals and minerals and mfrs. of— Brass and manufactures of	(Dut.) (Free)	43,894 57,016	47,563 72,845	47,177 69,801	54,273 69,006	86,586 79,135
Copper and manufactures of— Copper in strips, sheets or plates, not planished or coated, &c.	Free, Cwt.	31,533	38,397	3,279	60,946	25,395
Copper in pigs or ingots, &c.	"	7,494	24,014	17,539	28,621	3,349
All other	(Dut.) (Free)	4,022 28,583	5,482 12,480	4,430 14,730	4,056 8,517	4,854 7,312
Totals, copper and mfrs. of	(Dut.) (Free)	4,022 67,210	5,482 74,891	4,590 35,548	4,056 98,081	9,854 36,036

3-4 EDWARD VII., A. 1904

No. 20—Continued

GREAT BRITAIN—Continued

IMPORTS—Continued.

Articles.	1899		1900		1901		1902		1903	
	Quantity	Value.	Quantity	Value.	Quantity	Value.	Quantity	Value.	Quantity	Value.
Metals and minerals and mfrs. of										
Gold and silver and mfrs. of		%		%		%		%		%
		50,974		55,001		62,333		58,100		75,191
Iron and steel and mfrs. of										
Agricultural implements										
Bar iron or steel rolled whether										
in coils, bundles, rods or bars,										
comprising rounds, ovals,										
squares and flats, and rolled										
shapes, N.O.P.										
Chains										
Cream separators and steel										
bowls for										
Cutlery										
Hardware, viz.: Builders' cabi-										
netmakers, upholsterers, &c.										
Hoop, band, spiral or strip of										
iron or steel										
Iron in pig, kelpidge and cast										
scrap iron										
Iron or steel ingots, cogged in-										
gots, blooms, slabs, billets,										
puddled bars, and loops or										
other forms, N.O.P., less fin-										
ished than iron or steel bars,										
but more advanced than pig										
iron, except castings										
Iron or steel, beams, sheets,										
plates, angles and knees, for										
iron, steel or composite ships										
or vessels										
	Quantity	Value.	Quantity	Value.	Quantity	Value.	Quantity	Value.	Quantity	Value.
	27,030	61,062	82,180	175,051	18,519	12,236	128,250	211,981	361,281	514,861
		30,641		44,869		27,009		55,219		92,080
		75,879		65,883		61,079		130,864		174,275
		297,384		261,181		288,253		295,033		353,302
		41,103		45,302		39,016		58,377		67,615
	7,150	13,603	25,192	16,083	7,563	19,069	19,823	35,843	38,117	65,277
	31	301			11	70	90	248		
	2,918	37,604	14,371	250,615	6,538	106,855	12,028	162,764	53,049	901,619
	14,953	20,015	206,888	289,378	1,720	6,015	189,609	221,520	213,712	239,059
	3,393	7,239	11,092	26,654	4,061	12,249	6,990	14,112	104,370	150,181

SESSIONAL PAPER No. 10

Totals, zinc and mfrs. of.	(Dut.)	800	133	757	297
	(Free.)	45,744	32,391	56,992	95,798
Miscellaneous metals and minerals and mfrs. of—					
Pins, N. O. P.	(Dut.)	17,200	24,651	27,698	32,065
Type for printing	(Free.)	19,326	29,739	27,202	25,985
Yellow metal, in bars, bolts and for sheathing	(Dut.)	29,670	35,744	52,376	39,005
All other.	(Free.)	63,173	56,645	66,124	69,423
		61,700	37,107	67,262	57,697
Totals, miscellaneous metals (Dut.)		99,699	110,455	121,024	127,474
and minerals and mfrs. of. (Free.)		91,460	72,851	119,638	96,702
<i>Recapitulation.</i>					
Metals and minerals and mfrs. of. (Dut.)		4,721,432	2,497,337	5,135,622	7,782,998
(Free.)		3,564,205	2,585,470	3,638,649	3,085,697
Musical instruments.	(Dut.)	7,284	9,943	8,130	11,163
(Free.)				868	738
Mustard—					
Ground	(Dut. Lbs.)	54,319	68,194	69,337	69,940
All other.	(Free.)	182	14	196	312
Totals, mustard		54,501	68,208	69,533	70,252
Oils—					
Mineral oils	(Dut. Galls.)	1,666	2,042	1,539	442
(Free. ")		1,081	337	5,007	2,003
Fish oils	(Dut. ")	1,235	762	2,063	622
Animal, vegetable and lubricating oils—					
Castor oil	(Dut. Galls.)	27,352	22,826	41,334	49,892
Flax seed or linseed oil	(Free. ")	471,678	431,801	387,255	276,967
All other.	(Dut. ")	37,674	32,209	39,644	39,904
(Free. ")		8,194	53,657	41,226	66,695
Totals, animal, vegetable, &c. (Dut.)		536,704	486,836	488,233	386,363
oil. (Free.)		8,194	53,657	41,226	66,695
<i>Recapitulation.</i>					
Oils	(Dut.)	539,625	489,640	491,826	387,427
(Free.)		9,275	53,994	46,233	68,698

3-4 EDWARD VII., A. 1904

No. 20. *Continued.* IMPORTS—*Continued.*

GREAT BRITAIN. *Continued.*

ARTICLES.	1899.		1900.		1901.		1902.		1903.	
	Quantity.	Value.	Quantity.	Value.	Quantity.	Value.	Quantity.	Value.	Quantity.	Value.
Settlers, effects		£		£		£		£		£
Silk and wares, of										
Clothing		170,048		161,137		132,052		126,861		130,227
Fabrics		1,031,705		1,333,168		1,318,712		1,480,332		1,439,922
Handkerchiefs		31,150		12,128		41,783		38,201		45,342
Veils, velveteens, plush fabrics, N. E. S.	611,301	223,434	570,323	201,457	454,711	166,783	160,669	196,493	538,174	252,897
All other		91,913		69,240		78,023		86,993		83,966
		647		36		143		143		733
Totals, silk and wares, of		1,550,750		1,807,430		1,737,383		1,929,383		1,972,351
		647		36		36		143		733
Soap										
Common or laundry	3,117,116	157,191	3,817,319	200,110	1,754,729	88,190	80,755	3,487	28,968	1,557
Perfume or toilet	84,461	21,075	103,452	24,308	108,916	21,475	81,012	24,784	27,865	27,865
All other	145,778	6,116	117,017	6,127	188,823	11,074	201,382	9,696	3,183	3,183
Totals, soap	3,347,355	183,982	4,037,818	230,545	2,052,468	120,739	366,149	37,967	34,845	34,845
Spices										
Ginger and spices, all kinds, N. E. S.	722,829	67,378	925,236	100,156	1,056,518	111,543	1,220,307	132,381	968,433	107,777
Nutmegs and mace	83,079	20,248	97,927	23,888	78,439	17,872	83,779	19,085	88,779	19,829
Totals, spices	805,908	87,626	1,023,163	124,044	1,135,007	129,415	1,304,086	151,466	1,056,932	127,106
Spirits and wines—										
Brandy	17,081	39,812	19,876	46,861	21,412	51,261	21,297	52,299	17,728	32,792
Gin	51,876	33,031	69,949	69,365	80,630	76,883	62,464	66,648	58,841	66,307
Rum	28,617	13,065	32,953	21,837	28,668	21,219	23,233	15,827	31,228	19,235
Whisky	370,912	513,351	426,821	608,913	476,220	679,356	470,565	662,048	527,217	786,855

SESSIONAL PAPER No. 10

All other spirits.....	Dut.	Galls.	4,797	14,395	7,505	21,566	8,754	21,370	5,968	13,933	3,368	9,445
Wines, non-sparkling.....	"	"	30,568	38,661	32,357	48,337	26,872	39,117	21,214	31,560	29,110	31,339
Wines, sparkling.....	"	"	3,804	28,334	1,322	10,701	1,974	17,183	990	7,960	1,362	10,798
Totals, spirits and wines.....	"	"	508,558	694,192	590,766	827,541	643,930	906,389	605,641	50,395	659,954	956,771
Stone and mfrs. of.....	(Dut.)			48,470		46,341		50,489		53,955		63,404
	(Free.)			1,199		855		2,786		2,734		5,138
Sugar, syrup and molasses—												
Sugar, refined.....	Dut.	Lbs.	7,162,134	170,372	2,773,278	69,610	9,308,989	248,190	8,167,431	178,928	3,789,618	74,907
" unrefined.....	"	"	131,127	3,344	836,848	22,176	18,523,542	401,062	6,008,537	127,377		
Sugar candy, brown or white, and confectionery, including sweetened gums, candied peel and pop corn.....	"	"	616,391	57,969	621,657	66,790	911,551	80,325	839,954	83,460	1,148,213	107,944
Syrup or molasses.....	"	"		195		26,771		99,897		26,159		1,161
All other.....	"	"		533		258		1,725				191
Totals, sugar, &c.....	"	"	232,413			185,695		831,199		415,924		184,293
Table cloths, all kinds.....	Dut.			50,365		36,569		36,457		29,883		
Tar, coal and pitch.....	Free.	Galls.	1,175,885	41,521	1,279,122	18,598	1,657,395	31,704	682,212	28,722	795,864	41,360
Tea.....	(Dut.)	Lbs.	16,729	3,477	2,934	904	35,994	6,554	5,727	1,079	15,662	2,263
	(Free.)	"	4,072,673	786,737	4,446,338	747,432	4,733,476	685,445	5,292,188	842,641	6,099,125	946,138
Tobacco and mfrs. of.....	(Dut.)	"	51,738	46,253	70,733	65,887		80,949	98,298	102,286	132,996	132,940
	(Free.)	"	1,316	215	4,683	861	14,858	1,708			612,666	76,797
Tobacco pipes of all kinds, pipe mounts, cigar and cigarette holders and cases for same, smokers' sets and cases therefor, and tobacco pouches.....	Dut.			55,708		70,001		92,190		129,212		162,832
Umbrellas, parasols, &c.....	(Dut.)	Galls.	12,585	39,789	11,928	101,473	60,785	68,400		60,785		50,431
	(Free.)	"	284	48	260	127	13,229	35,437	13,727	34,733	12,689	33,421
Varnish, lacquers, &c.....	Dut.	"		16,451		23,038	111	25	17	33	52	116
Vegetables.....	"	Galls.	30,265	7,749	32,178	8,332	39,072	11,349	38,758	14,042	36,187	29,722
Vinegar.....	"	"		13,947		8,784		10,532		12,618		16,080
Watches and parts of.....	"	"		43,290		51,427		53,369		46,170		22,526
Webbing.....	"	"		52,908		77,980		74,524		60,909		48,148
Wood and mfrs. of.....	(Free.)			1,177		10,664		15,528		7,631		101,811
												13,517
Wool and mfrs. of—												
Blankets.....	Dut.	Lbs.	102,922	39,190	93,367	41,686	76,635	26,969	71,012	25,098	106,811	38,601
Carpets, Flosseds.....	"	Yds.	646,898	398,960	796,181	182,618	645,689	406,145	657,577	414,118	848,153	545,393
" tapestry.....	"	"	1,421,066	457,481	1,384,087	555,180	1,388,766	460,679	1,564,089	559,757	1,828,041	649,454
" other.....	"	"	38,865	21,277	47,805	26,030	63,631	38,356	137,396	93,519	343,543	211,612

3-4 EDWARD VII., A. 1904

No. 20—Continued.

GREAT BRITAIN—Continued.

IMPORTS—Continued.

	1899.		1900.		1901.		1902.		1903.	
	Quantity.	Value.	Quantity.	Value.	Quantity.	Value.	Quantity.	Value.	Quantity.	Value.
Wool and wools, of <i>Col.</i>										
Cassimeres, cloths and doestings.										
Dut. Yds.	2,637,741	1,463,812	2,282,835	1,269,910	3,447,684	1,783,560	3,551,530	1,839,885	1,405,190	2,291,538
" Yds.		476,636		118,614		164,214		500,728		633,060
Clothing, ready-made.										
Dut. Yds.	925,290	513,654	970,949	579,125	962,602	476,932	1,108,289	632,681	1,586,860	927,597
Coatings and overcoatings.										
Dut. Yds.		2,567,429		2,589,017		2,571,290		2,506,831		2,491,978
Fabrics composed wholly or in part of wool, worsted, &c.										
Dut. Lbs.	97,180	34,099	109,048	35,099	68,497	27,000	68,001	25,897	69,071	23,565
" Yds.	404,589	54,265	444,019	61,529	402,353	68,401	118,929	79,611	400,956	69,452
Felt, pressed, of all kinds, not filled or covered by or with woven fabric.										
Dut. Yds.		104,573		69,940		62,358		51,087		67,629
Knitted goods, including knitted underwear, N. E. S.										
Dut. Yds.		130,334		120,814		57,313		171,530		138,841
" Doz. Pcs.	312,317	62,045	382,750	59,047	264,125	47,426	310,067	511,151	455,131	796,616
" Yds.		17,432		24,455		62,986		116,157		1,355,261
Hosiery, N. E. S.										
Dut. Yds.	823,215	500,099	1,373,431	817,294	1,190,607	718,379	1,775,665	984,839	2,488,521	1,355,261
" Doz. Pcs.		38,604		11,358		89,480		56,806		56,864
Tweeds.										
Dut. Lbs.	3,517,363	604,257	4,034,404	757,752	3,875,534	565,597	5,223,045	3,895,566	3,895,566	508,070
" Doz. Pcs.	463,172	205,843	613,576	277,685	613,011	271,506	838,433	343,662	1,538,040	570,683
" Yds.	56,365	21,089	61,494	25,628	68,821	22,121	181,818	68,221	166,677	83,582
Under-shirts and drawers.										
Dut. Yds.		48,054		88,703		57,479		81,321		91,657
Wool not further prepared than washed, N. E. S.										
Dut. Yds.		7,005,467		7,943,274		7,940,370		8,881,911		11,134,291
" Doz. Pcs.		755,680		904,194		645,331		890,026		790,496
Yarns.										
Dut. Yds.		282,384		311,801		329,939		333,473		339,097
" Doz. Pcs.		115,369		179,674		73,455		72,022		89,236
All other.										
Totals, wool and wools, of.										
Dut. Yds.		11,134,291		11,134,291		11,134,291		11,134,291		11,134,291
" Doz. Pcs.		790,496		790,496		790,496		790,496		790,496
All other articles imported.										
Dut. Yds.		339,097		339,097		339,097		339,097		339,097
" Doz. Pcs.		89,236		89,236		89,236		89,236		89,236

SESSIONAL PAPER No. 10

<i>Recapitulation.</i>									
Imports, dutiable.....	27,450,325	32,286,198	31,868,310	35,329,879	42,438,595				
" free.....	9,366,340	12,676,349	11,097,818	13,914,473	16,526,248				
Total imports (noise).....	36,816,665	44,962,547	42,966,128	49,244,352	58,964,843				
Coin and bullion.....	128,800	509,747	198,169	191,036	103,863				
Total imports.....	36,945,465	45,472,294	43,164,297	49,435,388	59,068,706				
" exports.....	99,091,855	107,736,368	105,328,956	117,320,221	131,202,321				
Total trade.....	136,037,320	153,208,662	148,493,253	166,755,609	190,271,027				

3-4 EDWARD VII., A. 1904

No. 20. *Continued.*

EXPORTS.

GREAT BRITAIN. *Continued.*

EXPORTS.

Articles.	1899.		1900.		1901.		1902.		1903.	
	Quantity.	Value. %	Quantity.	Value. %	Quantity.	Value. %	Quantity.	Value. %	Quantity.	Value. %
Animals, living										
Horses, one year old or less	36	5,400			4	590	1	435	50	224,815
" over one year old	5,898	596,627	3,082	521,666	2,148	230,775	4,508	435,155	1,638	163,806
Cattle, one year old or less	165	7,737	651	14,823	351	24,600	3	9,742	130	10,812,438
" over one year old	11,910	7,157,573	114,405	7,561,257	118,696	8,003,576	148,924	95,281	161,170	94,386
Sheep, one year old or less	9,618	48,395	3,655	11,595	22,776	91,916	22,468	130,055	93,528	562,501
" over one year old	52,877	283,141	76,199	460,913	54,856	310,419	70,266	1,996	1,171	1,171
All other		17,134		771		36,555				
Totals, animals living		8,118,267		8,577,925		8,731,731		10,765,275		11,725,611
Animal products, N. E. S.		30,328		28,120		31,818				36,134
Ashes, pot and pearl	1,441	42,360	1,555	48,623	1,193	38,595	1,578	10,927	1,128	34,652
" other		250		189		1,115				
Totals, ashes, &c.		42,610		48,812		39,710		40,927		34,652
Books, photographs, &c.		28,256		40,139		47,421		27,501		52,013
Breadstuffs—										
(Grain)—										
Barley	263,351	120,143	2,017,087	957,721	2,111,490	997,182	345,936	172,028	626,006	291,632
Buckwheat	183,794	97,372	121,661	63,086	180,669	93,798	147,620	79,091	123,998	67,400
Indian corn	13,303,289	5,288,133	10,568,131	4,286,133	10,494,177	4,744,317	2,413,737	1,148,060	1,892,281	963,281
Oats	9,606,224	3,626,335	6,671,185	2,600,017	7,704,355	2,855,068	3,612,830	1,431,179	5,781,683	1,909,291
Pease, whole	2,345,340	1,629,351	2,573,497	1,767,322	3,043,523	1,999,929	1,376,292	1,112,814	1,067,301	476,714
" split	31,751	26,419	55,604	48,995	74,406	70,824	92,527	101,776	101,776	101,776
Rye	703,926	433,541	567,042	334,841	874,717	535,889	735,954	463,225	1,038,733	600,584
Wheat	16,979,214	13,627,655	21,347,517	15,533,286	16,766,772	12,104,884	33,371,876	24,102,110	35,887,271	26,861,708

SESSIONAL PAPER No. 10

All other	Bush.	49,680	42,833	15,867	17,700	10,230	11,799	18,578	18,331	5,000	7,327
Totals, grain.....	"	43,667,369	41,294,398	13,937,597	21,980,556	41,260,939	22,913,690	42,145,330	28,611,617	43,962,369	31,180,778
Grain products											
Bran	Cwt.	118,125	120,936	123,188	100,041	88,213	64,386	80,074	61,920	130,506	93,292
Ornamental	Bbls.	116,324	38,402	110,195	456,843	147,267	433,326	87,936	329,042	131,224	481,065
Wheat flour	"	543,928	2,102,261	453,075	1,663,708	770,714	2,772,132	648,196	2,300,656	633,250	2,338,667
All other.....	"	1,108	2,530	3,200	12,420	14,934	25,021	20,697	30,317	8,080	23,310
Totals, grain products.....		2,609,739	2,609,739	2,285,021	2,285,021	3,244,865	3,244,865	2,720,335	2,720,335	2,936,874	2,936,874
Breadstuffs, other.....		36,132	36,132	22,235	22,235	19,291	19,291	20,873	20,873	19,485	19,485
<i>Receiptation.</i>											
Breadstuffs.....		26,940,263	26,940,263	27,246,612	27,246,612	26,177,846	26,177,846	31,382,825	31,382,825	34,137,137	34,137,137
Carrriages, bicycles, &c., and parts of	No.	288	12,956	57	2,843	1,725	51,395	1,206	38,564	137	4,006
Bicycles.....	"	36	6,570	12	2,905	38	4,196	19	7,010	37	4,003
Carts.....	"	87	3,135	107	1,271	38	1,800	47	2,069	4	262
All other.....		3,263	3,263	3,630	3,630	9,925	9,925	20,349	20,349	14,910
Totals, carrriages, &c.....		25,864	25,864	15,649	15,649	70,316	70,316	67,932	67,932	23,211
Clothing and wearing apparel.....		7,139	7,139	31,181	31,181	289,188	289,188	14,743	14,743	31,367
Coal, coke, &c.....		65,176	65,176	66,396	66,396	477,939	477,939	49,621	49,621	93,534
Cordage, rope and twine.....		94,871	94,871	137,394	137,394	131,610	131,610	20,164	20,164	20,752
Cotton and manufactures of		39,830	39,830	33,746	33,746	63,353	63,353	166,812	166,812	84,108
Drugs, dyes, chemicals, &c.—		6,522	6,522	5,335	5,335	4,125	4,125	5,514	5,514	4,398	53,376
Extract of hemlock bark.....	Bbls.	38,742	38,742	113,556	113,556	128,356	128,356	128,796	128,796	123,518
All other.....		116,349	116,349	179,945	179,945	180,546	180,546	195,610	195,610	176,894
Totals, drugs, dyes, &c.....		8,450	8,450	150
Fertilizers		19,253	19,253	19,921	19,921	22,359	22,359	30,500	30,500	28,273	115,555
Fish and fish products—		929,415	929,415	3,263,430	3,263,430	3,115,908	3,115,908	4,156,637	4,156,637	4,009,358	925,715
Codfish, dry salted.....	Cwt.	2,296,292	2,296,292	34,027,556	34,027,556	23,322,111	23,322,111	47,867,581	47,867,581	21,677,368	2,439,499
Salmon, canned.....	Lbs.	13,313	13,313	21,537	21,537	78,080	78,080	37,943
All other.....	"	3,313,682	3,313,682	3,594,585	3,594,585	3,102,414	3,102,414	5,818,292	5,818,292	3,598,712
Totals, fish, &c.....	

3-4 EDWARD VII., A. 1904

No. 20 *Continued.*
 GREAT BRITAIN—*Continued.*
 EXPORTS—*Continued.*

ARTICLES.	1899.		1900.		1901.		1902.		1903.	
	Quantity.	Value.	Quantity.	Value.	Quantity.	Value.	Quantity.	Value.	Quantity.	Value.
Flax, hemp, jute and manufactures of										
Flax..... Cwt.	55	274			10	64				
Tow..... "	55	274			10	64				
Totals, flax, hemp, &c.										
Fruits										
Apples, dried..... Lbs.	571,482	38,132	321,911	22,597	656,217	251,513	120,330	8,009	539,845	29,145
" green..... Bbls.	974,942	2,415,702	896,435	2,423,979	613,915	1,422,665	490,498	1,495,307	973,818	2,696,937
All other.....		283,308		251,688		159,576		131,820		378,373
Totals, fruits		2,757,142		2,697,361		1,665,784		1,635,336		3,105,653
Furs and skins										
Furs and skins the produce of marine animals.										
Furs, undressed.....	34,700	9,584		9,930		15,711		15,664		20,324
All other.....		258,604	47,748	378,946	51,644	459,235	212,496	1,702,901	163,178	1,421,306
Totals, furs and skins		7,414		6,421		174,001		32,660		77,666
Hair										
Hair..... Tons.										
Hides and skins other than fur, including horns, hoofs, tails and pelts.										
Leather and manufactures of										
Sole and upper, including leather N. E. S. Lbs.	7,102,143	1,450,199	6,027,665	1,406,029	7,181,750	1,820,093	8,880,353	1,803,859	9,305,667	2,015,285
All other.....		53,573		188,142		201,280		236,113		48,339
Totals, leather and mfrs. of		1,505,772		1,594,171		2,021,373		2,039,972		2,063,624

No. 20.—Continued.
GREAT BRITAIN—Continued. Exports—Continued.

ARTICLES.	1899.		1900.		1901.		1902.		1903.	
	Quantity.	Value.	Quantity.	Value.	Quantity.	Value.	Quantity.	Value.	Quantity.	Value.
Seeds and bulbous roots										
Clover and grass	65,186	431,002	29,420	188,829	55,018	374,849	95,036	632,451	60,641	416,182
Flax	729,432	729,430	680,394	961,189	88,835	134,869	113,116	172,721	286,261	392,767
All other		1,879		891		2,943		956		46
Totals, seeds, &c.		1,165,371		1,151,212		512,652		806,128		808,965
Settlers' effects		75,730		58,212		65,590		68,218		46,961
Spirits and wines										
Whiskey	12,175	29,865	21,511	49,800	14,441	38,726	15,407	41,823	11,916	38,847
All other	3,757	1,012	8	28	12,708	9,592	13,202	17,280	2,335	6,651
Totals, spirits and wines	15,932	30,907	21,519	49,828	27,149	48,318	28,609	59,112	14,251	45,498
Ships	1	7,500	1	1	1	9,000	1	8,000	1	17,542
Tallow	325	57,046	1,242,250	59,557	1,198	89,152	363	8,597	283,720	
	1,517,707				1,682,757		169,316			
Wood and manufactures of										
Wood, unmanufactured										
Basswood, butternut and hickory	311	16,641	481	18,651	12,688	363,816	558	16,754	266	13,365
Logs	299	4,761	1,022	16,843	52,471	143,951	1,388	16,297	1,919	29,795
Lumber	89,021	1,007,471	69,528	3,233,667	67,381	2,714,320	62,354	3,017,753	81,372	3,538,272
Deals, pine	253,044	6,751,921	277,904	7,592,397	293,981	7,142,692	298,845	6,399,763	231,419	7,643,753
" spruce and other	19,915	733,728	19,028	543,057	22,105	588,122	11,074	44,863	16,357	599,431
Deal ends	49,255	1,292,805	86,686	1,171,945	118,911	1,362,232	114,946	1,623,888	98,148	1,563,587
Planks and boards	15,730	169,802	13,838	168,254	29,472	294,698	21,167	135,013	30,261	290,131
Joists and scantling		68,913		65,641		71,891		68,124		43,256
Staves, other and headings		136,159		187,053		319,570		216,184		299,327
All other lumber		122,213		91,590		63,088		65,768		15,400
Shooks, box	1,163,026	42,763	888,769	30,122	721,349	63,088	2,510,723	65,768	796,759	15,400
" other						118,332		155,631		255,331

SESSIONAL PAPER No. 10

Timber, square:—Ash.....	Tons.	2,932	34,833	11,725	43,352	4,305	57,947	3,027	43,317	2,059	26,623
Birch.....	"	25,716	201,681	221,254	210,400	24,826	217,245	10,701	106,677	19,616	203,971
Elm.....	"	15,327	221,663	13,533	292,670	15,375	270,008	13,016	246,068	13,686	245,586
Oak.....	"	25,490	534,472	19,423	404,520	15,580	314,545	15,280	335,659	17,073	433,634
Pine, red.....	"	5,259	61,061	5,600	65,601	8,245	131,279	2,105	27,689	10,733	217,228
" white.....	"	96,564	1,338,009	76,283	1,251,543	49,941	905,762	46,446	906,747	57,786	1,294,716
All other.....	"	2,266	43,578	2,181	40,172	9,237	158,415	2,610	44,156	3,222	63,630
Wood, blocks and other for pulp.....			28,099		33,370		32,198		120,445		14,245
All other wood, unmanufactured.....			23,377		39,420		112,339		49,543		16,731,349
Totals, wood, unmanufactured.....			15,814,850		15,285,279		15,872,764		14,120,342		
Wood, manufactured—											
Household furniture.....			271,883		238,730		163,655		184,746		228,684
Doors, sashes and blinds.....			360,592		267,602		164,903		231,770		249,351
Matches and match splints.....			253,897		78,969		81,387		45,887		110,117
Spool wood and spools.....			168,586		65,431		87,913		105,012		113,498
Wood pulp.....			671,704		562,178		324,722		818,380		1,129,173
All other wood, mfd.....			391,455		302,533		251,481		279,953		262,353
Totals, wood, manufactured.....			2,028,067		1,535,463		1,684,061		1,666,000		2,093,176
<i>Recapitulation.</i>											
Wood and mfrs. of.....			17,842,917		16,820,742		17,536,825		15,786,342		18,824,525
Wood and manufactures of—											
Wood, raw.....		59,394	9,350	241,062	48,129	95,100	19,340	81,963	12,575	235,178	39,229
Woodlens.....			10,213		27,679		12,369		43,367		21,354
Totals, wood and mfrs. of.....			19,563		75,808		31,739		55,942		60,583
All other articles exported.....			483,373		686,406		949,784		1,082,000		879,182
<i>Recapitulation.</i>											
Exports, home produce.....			85,113,681		96,562,875		92,837,525		109,347,345		125,139,980
" foreign.....			13,973,300		11,173,063		12,471,431		7,970,876		6,062,118
Total exports (mdse.).....			99,086,981		107,735,938		105,328,956		117,318,221		131,202,098
Coin and bullion.....			4,874		400				2,000		223
Total exports.....			99,091,855		107,736,368		105,328,956		117,320,221		131,202,321
" imports.....			36,945,465		45,472,294		43,164,297		49,435,388		59,068,706
Total trade.....			136,037,320		153,208,662		148,493,253		166,755,609		190,271,027

3-4 EDWARD VII., A. 1904

No. 20 *Continued.*

IMPORTS.

AUSTRALASIA.

IMPORTS.

ARTICLES.	1899.		1900.		1901.		1902.		1903.	
	Quantity.	Value.	Quantity.	Value.	Quantity.	Value.	Quantity.	Value.	Quantity.	Value.
		%		%		%		%		%
Drugs, dyes, chemicals, &c.....	{ Dut.	3,026								
	{ Free.									
Fertilizers.....	{ Dut.	5			9,894				5,182	
	{ Free.								10	
Flax, hemp, jute and mfrs. of.....	{ Dut.				4,038				10,907	
	{ Free.	1,626			1,767				2,250	
Fruits.....	{ Dut.	575								
	{ Free.	822								
Furs and mfrs. of.....	{ Dut.				6,813				17	
	{ Free.				88,807				1,972	
Hides and skins, other than fur.....	{ Dut.	38,128			20,880				15,264	
	{ Free.				303				250	
Leather and mfrs. of.....	{ Dut.									
	{ Free.									
Metals and minerals and mfrs. of.....	{ Dut.	1,142			2,336				1,155	
	{ Free. Cwt.	26,949			61,566				33,953	
Tin in blocks, pigs and bars.....	{ Dut.				2,675					
" plates and sheets.....	{ Dut.				39,838					
All other metals and minerals and mfrs. of.....	{ Dut.				3,025				87	
	{ Free.	547			5,722					
Totals, metals, &c.....	{ Dut.	27,496			3,025				87	
	{ Free.				108,233				291,422	
Oil.....	{ Dut. Galls.	3			65				224	
	{ Free.	1,394			1,086				3,530	
Precious stones and imitations of.....	{ Dut.									
	{ Free.				371				468	
Provisions—	{ Dut. Lbs.	6,720			5,450				40,320	
Butter.....	{ Dut.	1,255			33,600				1,411	
Meats—	{ Dut.									
Canned meats and canned poultry and game.....	{ Dut.	271,515			201,950				17,293	
	{ Free.				17,867				8,883	
	{ Free.				86,988				3,005	

SESSIONAL PAPER No. 10

Mutton and lamb, fresh.....	Dut. Lbs.	670,728	23,433	354,502	14,902	330,151	14,847	232,164	9,742	724
Other meats.....	"		623		1,208		298		8,797	
Totals, provisions.....	(Dut. (Free)		46,118		39,427		28,425		37,293	12,612
Settlers' effects.....	Free.		5,245		790		910		754	12,500
Sugar and molasses—										
Sugar.....	Dut. Lbs.	17,980,041	427,965	16,809,649	404,200	44,890	1,588			
All other sugar and molasses.....	"		334		163		26		257	145
Totals, sugar, &c.....	"		428,299		404,363		1,614		257	145
Wood and mfrs. of.....	(Dut. (Free)		180				167			599
Wood and mfrs. of—										
Wool not further prepared than	Free, Lbs.	46,638	8,427	46,930	9,844	71,155	13,379	295,402	16,897	9,318
washed, N.E.S.....	(Dut. (Free)									175
All other.....	"									
Totals, wool and mfrs. of.....	(Dut. (Free)		8,427		9,844		13,379		46,897	175
All other articles imported.....	(Dut. (Free)		703		1,433		1,755		1,074	1,022
Recapitulation.			1,158		1,994		1,121		692	18,487
Imports, dutiable.....			477,591		449,606		33,972		40,856	16,536
" free.....			85,359		210,805		130,444		116,381	123,839
Coin and bullion.....			562,950		660,411		164,416		157,235	140,435
Total imports.....			1,045,899		1,320,822		528,832		514,462	426,810
" exports.....			1,527,810		1,633,173		164,416		157,235	140,435
Total trade.....			2,573,709		2,953,995		693,248		671,697	567,245
			2,091,171		2,313,581		2,475,821		3,097,484	3,532,834

3-4 EDWARD VII., A. 1904

No. 20 *Continued.*

EXPORTS.

AUSTRALASIA—Continued.

	1899.		1900.		1901.		1902.		1903.	
	Quantity	Value.	Quantity	Value.	Quantity.	Value.	Quantity.	Value.	Quantity.	Value.
<i>Articles.</i>										
Ashes, pot and pearl.....	2	70	36	1,033	36	912	20	650	20	615
Books, &c.....		3,106		15,788		5,900		5,948		9,892
<i>Breadstuffs.</i>										
Grain—Wheat.....	18,580	15,583	11,350	8,931	10,585	9,800	3,289	3,483	103,785	72,615
All other.....			7	10					126,566	56,878
Totals, grain.....	18,580	15,583	11,357	8,944	10,585	9,800	3,289	3,483	230,351	129,493
<i>Grain products.</i>										
Flour of wheat.....	17,107	72,287	39,560	101,856	47,481	209,947	69,118	231,636	171,763	587,597
Oatmeal.....	50	277	228	1,352			20	80	1,301	7,253
All other.....			20	80						
Totals, grain products.....	17,157	72,564	39,808	103,368	47,484	209,947	69,138	231,716	173,064	594,850
Breadstuffs, other.....		20				12				42
<i>Recapitulation.</i>										
Breadstuffs.....		88,167		112,312		219,759		235,199		721,385
Carrriages, &c.—										
Bicycles.....	4,717	191,029	4,839	161,236	7,575	252,283	7,373	233,400	8,655	112,998
Carrriages.....	23	2,369	67	7,069	18	2,550	12	1,100	223	21,157
All other.....		16,952		16,365		57,234		80,631		58,819
Totals, carrriages.....		210,350		184,861		312,067		315,134		192,974
Clothing.....				18,131		21,873		8,713		7,920

3-4 EDWARD VII., A. 1904

No. 20 —Continued.

AUSTRALASIA—Continued.

Exports Concluded.

AUSTRALASIA—Continued.

Exports Concluded.

Exports Concluded.

ARTICLES.	1899.		1900.		1901.		1902.		1903.	
	Quantity.	Value.	Quantity.	Value.	Quantity.	Value.	Quantity.	Value.	Quantity.	Value.
Spirits and wines—										
Whisky.....	1,780	5,017	3,258	9,359	5,631	15,317	5,527	16,418	5,010	14,838
All other.....		%	3	4	1,127	3,115		%		%
Totals, spirits and wines.....	1,780	5,017	3,261	9,363	6,761	18,432	5,527	16,418	5,010	14,838
Tobacco and manufactures of.....	878	670	723	332	16	17	131	120		223
Vegetables.....		419		260				111		1,708
Wood and manufactures of—										
Lumber:										
Deals, spruce and other.....	1,884	52,359	165	13,880	1,491	55,321	4,009	130,878	1,831	49,512
Doel ends.....	26	439			26	619	115	2,194	67	2,222
Laths, palings and pickets.....	3,526	7,501	3,825	9,048	1,460	9,461	3,856	8,346	3,626	8,424
Planks and boards.....	23,386	169,582	13,290	127,582	31,142	287,475	28,323	236,275	7,106	75,123
All other lumber.....		663		2,053		6,584		351		3,298
All other unmanufactured wood.....		2,031		24		11,755		206		739
Wood, manufactured.....		37,337		77,701		91,162		60,123		46,058
Totals, wood and mfrs. of.....		270,032		230,288		462,375		438,376		187,376
Wool and man. factures of.....		147				1,377		3,309		4,082
All other articles exported.....		25,491		66,500		138,753		143,855		101,297
Exports, home produce.....		1,520,016		1,618,926		2,297,521		2,924,889		3,348,065
foreign.....		7,794		4,247		13,881		15,358		44,304
Total exports (value).....		1,527,810		1,623,173		2,311,405		2,940,247		3,392,369
Coin and bullion.....										

Recapitulation.

SESSIONAL PAPER No. 10

Total exports.....	1,527,810	1,658,173	2,311,105	2,940,247	3,392,799
" imports.....	563,361	660,411	164,416	157,237	140,435
Total trade.....	2,091,171	2,318,584	2,475,521	3,097,484	3,532,834

3-4 EDWARD VII., A. 1904

No. 20—Continued.

IMPORTS.

BRITISH AFRICA.

IMPORTS.

ARTICLES.	1899.		1900.		1901.		1902.		1903.	
	Quantity.	Value.	Quantity.	Value.	Quantity.	Value.	Quantity.	Value.	Quantity.	Value.
Furs and mfrs. of.....		173				48				
(Dut.)		4,441		31,041				100		
(Free		25,960		9,814		27,212		10,628		26,562
Hides and skins other than fur.....										
Wood and mfrs. of.....	533,501	68,029	271,399	46,845	408,678	60,841	37,345	5,067	175,569	22,188
Wool not further prepared than washed, N.E.S.				51						
(Dut.)										
(Free				46,845		60,841		5,067		22,188
All other										
Totals, wool and mfrs. of.....		68,029		46,845		60,841		5,067		22,188
(Dut.)		221		154		526		1		158
(Free		88				2,068		2		213
All other articles imported.....										
<i>Recapitulation.</i>										
Imports, dutiable.....		394		205		574		15,797		158
" free.....		98,518		87,700		90,121		15,797		48,963
Total imports (mdse).....		98,912		87,905		90,695		15,798		49,121
Coin and bullion.....								8		
Total imports.....		98,912		87,905		90,695		15,806		49,121
" exports.....		222,473		1,204,365		1,086,965		3,842,070		1,948,126
Total trade.....		321,385		1,292,270		1,177,660		3,857,876		1,997,247

SESSIONAL PAPER No. 10

No. 20—Continued.

BRITISH AFRICA—Continued.

EXPORTS.

EXPORTS.

ARTICLES.	1899.		1900.		1901.		1902.		1903.	
	Quantity.	Value.	Quantity.	Value.	Quantity.	Value.	Quantity.	Value.	Quantity.	Value.
Animals, living: Horses No.		%	3,287	112,250		%	3,063	328,125		%
Breadstuffs—										
Grain—										
Bash Bush							833	333		
Corn "			1,500	900				1,095		15,885
Oats "			33,334	11,229			25,258	1,016		33,968
Pease "			6,126	5,560			12,641	642,810		372,326
Rye "				14,070			10,729	10,215		9,916
Wheat "										48,383
All other "	1,166	1,933	792	760	923	1,296	1,860		113,615	70,807
Totals, grain "	7,292	6,593	52,400	27,029	39,655	22,498	658,226	313,828	602,838	299,531
Grain products										
Bran "			4,390	3,171	39,001	21,001		6,314		9,717
Oatmeal Cwt.								150		340
Wheat flour Bbls.			31,457	131,559	500	2,000	83,913	373,636		143,949
All other "					715	1,110	746	2,044		721
Totals, grain products "				134,730		24,111		384,071		534,318
Breadstuffs, other "				1,043		6,625		571		3,230
Breadstuffs "		6,593		162,802		53,234		698,473		837,079
<i>Recapitulation.</i>										

3-4 EDWARD VII., A. 1904

No. 20—Continued.

BRITISH AFRICA *Concluded.*

EXPORTS—*Concluded.*

EXPORTS—*Concluded.*

ARTICLES.	1899.		1900.		1901.		1902.		1903.	
	Quantity.	Value.	Quantity.	Value.	Quantity.	Value.	Quantity.	Value.	Quantity.	Value.
		£.		£.		£.		£.		£.
Carrriages, &c.—										
Bicycles.....	No.									
Carrriages.....	124	6,051			38	1,214	2	80	42	1,365
Carts.....	12	1,010	2	252	37	1,876	32	3,487	85	8,550
Caris.....	54	2,540	21	771	36	2,031	8	374	49	2,341
All other.....		836		2,190		10,933		3,089		3,783
Totals, carrriages, &c.....		10,437		3,213		15,814		7,030		16,039
Clothing.....										
Coal.....										
Cotton and manufactures of Iron and steel and manufactures of										
Drugs, dyes, chemicals, &c.....										
Fish and fish products.....										
Fruits.....										
Hay.....										
Leather and manufactures of.....										
Metals and minerals and manufactures of										
Iron and steel and manufactures of										
Agricultural implements										
Machinery.....										
All other metals, &c.....										
Totals, metals, &c.....										
Milk and cream, condensed.....										
Musical instruments—										
Organs.....	No.									
All other.....	102	5,581	56	3,035	105	6,200	43	3,380	337	17,982
		1,276		1,026		240		1,237		1,638

3-4 EDWARD VII., A. 1904

No. 20—Continued.

BRITISH EAST INDIES.

IMPORTS.

IMPORTS.

ARTICLES.	1899.		1900.		1901.		1902.		1903.	
	Quantity.	Value.	Quantity.	Value.	Quantity.	Value.	Quantity.	Value.	Quantity.	Value.
Breadstuffs										
Arrowroot and tapioca	799,066	11,346	656,757	18,261	946,271	21,892	1,494,497	34,307	2,854,304	47,588
Rice, cleaned	148,280	3,862	91,840	1,823	81,008	1,716	1,363,374	22,976	184,126	5,394
Rice, milled, unshelled or paddy	5,711,341	65,233	2,064,358	5,201	10,833,216	116,885	8,297,148	102,328	43,932,377	173,393
Rice and sago flour and sago	208,001	3,397	266,358	8,132	86,672	1,391	363,121	5,353	468,007	6,071
All other						45		4,550		
Totals, breadstuffs		86,838		33,420		114,929		169,711		232,446
Carpets, mats and rugs		739		5,328		46		3,059		1,300
Coffee	28,791	3,882	65,705	9,072	92,062	12,682	161,529	17,549	64,350	8,301
Drugs, dyes, chemicals, &c.										
Gums, crude			55,919	7,300	48,406	6,513	33,299	5,453	16,167	4,325
Opium, crude			5,752	24,257	37,817	112,461	54,876	192,112	25,056	78,915
Sulphur	363,912	7,359								
All other		8				6				
Totals, drugs, dyes, &c.		7,359		21,237		112,461		192,112		78,915
Flax, hemp, jute and mfrs. of		11,315		29,969		7,057		13,903		66,305
Fruits		2,781		7,971		27,315		61,338		141,590
Hides and skins other than fur		101		857		2,900		4,572		10,031
		1,709		46,149		48,245		75,615		27,660

No. 20—Continued.
BRITISH EAST INDIES Concluded.

EXPORTS.

EXPORTS.

ARTICLES.	1899.		1900.		1901.		1902.		1903.	
	Quantity.	Value.	Quantity.	Value.	Quantity.	Value.	Quantity.	Value.	Quantity.	Value.
Breadstuffs				2,929						960
Fish		6,121		30,012		2,498		10,510		7,960
Metals and minerals and manufactures of		1,611		1,018	949	2,535	173	4,257		13,687
Spirits and wines	817		1,181		1,799		2,531		341	
Tobacco			1,799		1,801		2,531		1,200	
										170
Wood and manufactures of		398								
Furniture		29,576	40	402						35
Planks and boards	3,436						3,036			61,639
All other		77				8,299		300		
Totals, wood and mfrs. of		30,921		402		8,299		26,103		61,634
All other articles exported		2,325		2,752		7,779		4,526		9,469
Exports, home produce		40,636		11,633		23,606		47,067		96,307
foreign		75				56		70		633
Total exports (mdse)		40,711		11,633		23,662		47,137		96,940
Total exports		40,111		11,633		23,662		47,137		96,940
imports		820,695		1,318,675		1,374,476		1,563,505		2,160,158
Total trade		860,807		1,330,306		1,398,138		1,610,642		2,257,398

Receiptation.

No. 20 *Continued.*
 BRITISH GUIANA.

IMPORTS.

ARTICLES.	1899.		1900.		1901.		1902.		1903.	
	Quantity.	Value.	Quantity.	Value.	Quantity.	Value.	Quantity.	Value.	Quantity.	Value.
IMPORTS.										
Metals and minerals and mfrs. of										
Dut.		27,761		970		1,413		2,820		
Free		274								
Packages, all kinds		2,621		2,589		2,879		2,681		
Spirits and wines										
Rum	62,574	10,486	44,582	15,430	50,577	20,365	58,571	12,462	53,382	6,926
All other										
Totals, spirits and wines	62,574	10,486	44,582	15,430	50,577	20,365	58,571	12,462	53,382	6,926
Sugar and molasses										
Sugar	599,360	15,794	740,470	20,448	4,912,961	96,136	7,408,086	154,317	25,707,068	571,481
Syrup or molasses	88,119	17,675	82,992	19,171	19,717	5,922				
Totals, sugar, &c.		33,469		39,619		101,458		154,317		571,481
All other articles imported						300		70		1,447
<i>Recapitulation.</i>										
Imports, dutiable		46,576		85,632		125,382		171,971		583,908
" free				271		300		70		1,447
Total imports (und'co)		46,576		85,306		125,682		171,141		585,355
Total imports		46,576		85,306		125,682		171,141		585,355
" exports	238,614	282,161				372,757		500,086		511,334
Total trade	285,190	367,467		367,467		498,439		671,227		1,096,689

3-4 EDWARD VII., A. 1904

No. 20 Continued.
BRITISH GUIANA Concluded.

EXPORTS.

BRITISH GUIANA Concluded.

EXPORTS.

ARTICLES.	1899.		1900.		1901.		1902.		1903.	
	Quantity.	Value.	Quantity.	Value.	Quantity.	Value.	Quantity.	Value.	Quantity.	Value.
Animals, living		%		%		%		%		%
Horses	30	2,100	10	900			1	150	12	1,615
All other		2,165		540		855		102		1,432
Totals, animals, living		4,265		1,400		855		552		3,067
Books, &c	192					41		233		295
Breadstuffs—										
Oats	36,309	13,912	48,733	17,947	25,277	9,498	53,233	21,958	62,473	26,358
Pease	22,541	20,713	11,151	11,697	15,676	14,883	58,561	59,679	30,473	55,463
Wheat flour	2,178	9,536	1,110	3,530	2,030	6,131	7,918	23,008	23,999	80,748
All other		85		2,078		1,925		2,608		1,430
Totals, breadstuffs		4,246		35,252		32,457		111,619		143,999
Carrriages, bicycles, &c, and parts of										
Coal	4,141	558	2,618	7,758	9,139	38,837	9,937	37,379	3,473	25
Fish and fish products										
Godfish, including haddock, ling and pollock, dry salted	34,913	125,159	46,610	182,845	44,085	167,979	61,999	230,185	56,481	211,325
Herrings, pickled	1,062	4,191	1,677	8,188	1,832	6,790	2,543	10,183	2,334	9,002
All other		5,606		8,730		17,732		21,451		5,830
Totals, fish, &c		434,956		199,763		192,501		261,819		226,157
Fruits										
Hay	298	127	93	10	3,880	192	75	325	92	101
Leather and manufactures of		2,930		969		42,191		1,082		431
Metals and minerals and mfrs. of		221		25		68		189		4,928
				726		10,825		1,677		6,952

No. 20—Continued.

BRITISH WEST INDIES.

IMPORTS.

ARTICLES.	1892.		1900.		1901.		1902.		1903.	
	Quantity.	Value.	Quantity.	Value.	Quantity.	Value.	Quantity.	Value.	Quantity.	Value.
Asphaltum or asphalt	4,470	3,283	2,383	1,104	1,865	6,230	10,540	10,901	5,194	6,049
Breadstuffs		1,235		2,702		874		361		215
Cocoa beans, nibs, paste, chocolate and preparations of	5	51,288	370,943	50,824	505,246	150	150	15	15	54,670
Cocoanuts	1,454,965	23,767	1,459,535	24,022	2,070,667	35,198	2,285,634	38,019	2,130,868	36,570
Coffee	389,625	31,895	248,673	21,851	86,342	8,464	155,749	31,671	111,749	10,065
Drugs, dyes, chemicals, &c		1,816		6,366		26		1,916		72
Fruits—										
Bananas	13,377	5,568	1,502	925	2,006	976	40,985	23,355	68,225	44,489
Oranges, lemons and limes		15,548		15,632		33,548		13,651		7,793
All other		541		21		992		403		2,077
Totals, fruits		16,079		15,633		34,540		14,141		74,870
		6,087		1,640		2,085		27,960		34,812
Furs and mfrs. of										30
Hides and skins other than fur		35,034		24,543		17,912		72,621		67,201
Lime juice, crude only		3,431		3,958		4,658		8,547		5,763
Metals and Minerals and mfrs. of		1,672		20,797		7,751		1,772		5,745
Salt		5,117		6,943		900		1,226		1,237
Settlers' effects	17,537,420	22,149	21,455,635	19,412	11,188,641	12,472	21,833,591	26,487	13,307,847	17,832
Spices	143,009	3,500	88,197	918	1	1	1	1,050	1	870
		14,142		8,361		15,541		9,247		16,669

SESSIONAL PAPER No. 10

Spirits and wines—												
Rum	20,309	6,669	18,452	8,221	20,824	10,448	22,897	9,535	25,657	10,493		
All other	27	35	22	54	251	301	127	108	10	42		
Totals, spirits and wines	20,336	6,724	18,474	8,275	21,055	10,744	23,024	9,643	25,667	10,535		
Sugar and molasses—												
Sugar	15,087,738	310,288	6,644,663	169,012	23,006,207	517,385	39,152,905	726,411	69,059,925	1,094,785		
Syrup or molasses	1,916,047	354,601	1,899,872	467,639	2,238,365	482,079	2,998,861	463,468	2,059,537	349,318		
All other										19		
Totals, sugar, &c.		664,889		636,711		999,464		1,189,879		1,444,122		
Tobacco												
(Dut. Lbs.)	1,328	3,240	669	1,943		1,672	427	1,271	634	1,752		
(Free, ")												
Vegetables		1,680		3,606		541		62		1,366		
Wood and mfrs. of		1,464		1,105		906		128		1,358		
(Free, ")		144		287		126		109		611		
Wood and mfrs. of		235		391		15		12				
(Free, ")		6,610		9,057		241		7,701		9,618		
All other articles imported		2,313		4,912		2,061		824		424		
<i>Recapitulation.</i>												
Imports, dutiable		741,563		732,235		1,115,397		1,302,242		1,603,565		
" free		164,842		146,382		164,555		226,928		226,765		
Total imports (mdse)		906,405		878,617		1,279,952		1,529,170		1,829,330		
Coin and bullion		1,490				846		1,982		923		
Total imports		907,895		878,617		1,280,798		1,531,152		1,830,253		
" exports		1,752,251		1,698,357		1,923,047		1,974,379		2,184,833		
Total trade		2,660,146		2,577,574		3,203,845		3,505,531		4,015,086		

No. 20 *Continued.*BRITISH WEST INDIES *Continued.*

ARTICLES.	1899.		1900.		1901.		1902.		1903.		EXPORTS.
	Quantity.	Value.	Quantity.	Value.	Quantity.	Value.	Quantity.	Value.	Quantity.	Value.	
Alc. beer and porter.....	1,619	1,852	610	328	193	337	565	338	382	289	
Animals, living.....											
Horned cattle.....	111	5,457	72	4,223	39	1,104	45	2,077	66	4,977	
Horses.....	90	7,267	33	2,720	26	2,475	150	13,715	86	9,400	
Sheep.....	2,340	12,942	615	3,232	953	5,309	1,619	13,657	2,392	13,183	
All other.....		935		614		1,360		1,300		1,333	
Totals, animals, living.....		26,601		10,789		10,838		31,379		31,363	
Books, &c.....		7,064		11,285		2,107		4,196		4,513	
Breadstuffs.....											
Gram.....											
Beans.....	15,287	13,301	5,329	6,188	3,611	4,929	1,200	1,639	544	816	
Oats.....	600,597	153,121	336,238	99,608	410,881	132,822	371,254	164,287	441,198	162,131	
Pease, whole.....	32,398	24,739	35,650	30,102	21,351	19,000	38,855	36,381	62,633	74,406	
" split.....	63,139	65,232	77,797	76,967	80,907	79,828	40,269	46,637	1	1	
All other.....	15,932	8,114	21	18	2,273	1,051	1,332	981	3,420	1,826	
Totals, grain.....	390,353	264,510	455,338	212,883	519,689	237,630	452,940	250,128	567,736	239,229	
Grain products: Wheat flour.....	21,890	84,951	12,635	42,686	33,722	115,356	36,775	123,315	43,624	152,668	
All other.....		6,719		6,318		7,416		12,964		14,304	
Totals, grain products.....		91,673		49,004		122,772		136,279		167,972	
Breadstuffs, other.....		7,131		4,992		6,232		11,234		19,438	

3-4 EDWARD VII., A. 1904

SESSIONAL PAPER No. 10

Recapitulation.		363,317	296,879	396,634	397,641	426,239
Breadstuffs						
Carrriages, bicycles, &c., and parts of						
Coal	Tons.	16,797	3,168	1,469	6,042	2,361
Cordage, rope and twine.		18,464	20,624	21,738	30,801	81,570
Cotton and manufactures of.		2,809	4,065	14,488	18,168	28,314
Drugs, dyes, chemicals, &c.		272	314	1,846	465	31,003
		15,722	16,363	17,052	17,562	64,148
Fish and fish products						
(Codfish, including haddock, ling and pollock, dry salted)	Cwt.	704,163	197,973	750,486	737,116	770,744
Mackerel, pickled	Bbls.	13,336	1,724	4,628	46,325	13,574
Herrings	"	103,635	26,514	138,086	130,864	135,798
" smoked	Dbs.	8,845	571,892	37,506	10,878	11,376
Sea fish, pickled	Bbls.	39,985	9,060	9,437	10,878	524,382
Salmon	"	6,730	692	2,173	1,533	467
All other	"	3,449	692	14,269	8,321	6,063
			2,423	7,477	13,691	6,591
Totals, fish, &c.		880,133	973,422	965,635	969,328	944,613
Fruits						
Gunpowder, &c.	Lbs.	1,899	1,633	3,949	5,483	3,300
Hay	Tons.	10,875	16,549	15,151	22,330	19,164
				1,566		1,776
Leather and manufactures of—						
Boots and shoes		11,216	12,587	14,768	17,724	20,238
All other		1,358	298	909	1,174	6,904
Totals, leather and manufactures of		12,574	12,795	15,677	18,898	27,162
Metals and minerals and manufactures of						
		21,815	3,801	4,534	4,169	24,101
Musical instruments—						
Organs	No.	5	305	833	272	770
Pianos	"	4	1,280	550	4,115	2,665
All other	"			20	25	
Totals, musical instruments		980	1,585	1,403	4,412	3,375
Oils		1,239	226	2,037	3,258	1,571

3-4 EDWARD VII., A. 1904

No. 20 *Continued.*BRITISH WEST INDIES *Concluded.* EXPORTS *Concluded.*

ARTICLES.	1899.		1900.		1901.		1902.		1903.	
	Quantity.	Value.	Quantity.	Value.	Quantity.	Value.	Quantity.	Value.	Quantity.	Value.
Provisions										
Butter.....	202,459	41,875	258,345	53,657	257,396	59,188	303,468	71,816	177,042	112,968
Cheese.....	141,118	15,571	102,150	13,393	131,042	16,346	160,752	18,542	357,683	41,674
Meats.....										
Bacon and hams.....	9,657	1,040	5,604	595	5,180	630	7,351	1,335	56,113	4,532
Pork.....	77,085	3,969	157,300	7,811	43,357	5,160	68,716	3,711	141,175	9,128
Other provisions.....		1,716		1,020		1,669		3,150		7,759
Totals, provisions.....		67,174		79,476		86,227		100,784		179,361
Slips										
No. of Tons.			14	1,600						
97										
Settlers' effects.....	530			1,383		1,230		2,362		1,840
Siccap.....	281,790	7,836	201,815	6,803	215,852	8,136	197,658	6,676	163,078	6,685
Spirits and wines.....	3,395	6,241	1,566	8,184	6,318	8,936	4,874	7,498	1,242	6,294
Sugar.....	1,611	40	22,390	622	3,811	206	23,798	655	32,460	739
Tobacco.....	11,634	5,319	8,881	1,616	6,301	3,876	3,441	3,902		1,119
Vegetables										
Potatoes.....	102,540	52,313	129,672	65,398	139,172	61,198	104,601	70,643	112,025	61,155
All other.....		2,919		2,262		9,352		6,187		9,089
Totals, vegetables.....		55,232		67,660		73,550		77,130		73,544
Wood and manufactures of										
Lumber.....										
Planks and boards.....	14,977	148,988	9,356	101,181	13,236	156,701	10,384	125,467	8,636	111,799
Other lumber, N. F. S.....		1,549		5,005		27,170		4,866		2,420
Shingles.....	24,183	31,811	13,065	19,252	8,037	13,614	8,681	15,533	5,276	10,180
Shooks, box and other.....		16,647		23,124		19,462		7,768		11,188
Household furniture.....		3,861		4,053		3,167		8,122		3,486

SESSIONAL PAPER No. 10

All other wood and manufactures of.....	6,093	7,768	9,823	11,060	14,104
Totals, wood and mfrs. of.....	208,949	160,727	229,937	172,816	159,127
Wood and manufactures of.....	304	980	911	955	972
All other articles exported.....	18,193	20,077	67,803	42,190	60,830
<i>Receiptation.</i>					
Exports, home produce.....	1,725,321	1,673,163	1,898,262	1,922,098	2,178,850
" foreign ".....	26,930	29,794	26,783	27,948	28,983
Total exports (mfrs).....	1,752,251	1,698,957	1,925,047	1,950,046	2,184,833
Coin and bullion.....				24,333	
Total exports.....	1,752,251	1,698,957	1,925,047	1,974,379	2,184,833
" imports.....	907,895	878,617	1,280,798	1,531,152	1,836,253
Total trade.....	2,660,146	2,577,574	3,205,845	3,505,531	4,015,086

3-4 EDWARD VII., A. 1904

No. 20 - Continued.

NEWFOUNDLAND.

IMPORTS.

IMPORTS.

	1899.		1900.		1901.		1902.		1903.	
	Quantity.	Value.	Quantity.	Value.	Quantity.	Value.	Quantity.	Value.	Quantity.	Value.
Books, periodicals, &c.	(Dut.	21	15	225	69	81	58			
(Free.	1	934		1,790						
Fisheries, articles for the use of.	(Dut.	1,341	3,478	5,157	3,688	3,411				
(Free.										
Fish and fish products										
Cod, haddock, ling and pollack,	(Dut.	49,928	157,684	59,329	220,257	27,109	84,910	49,965	182,641	102,175
dry, salted or smoked.	(Free.	7,429	7,429	991,600	14,705	2,689,330	26,962	2,869,568	29,015	2,811,110
Herrings, fresh.	(Dut.	5,518,025	70,230	8,453,115	113,092	7,749,908	100,345	8,403,556	138,169	9,488,973
" pickled.	(Free.	512,006	99,753	359,905	81,568	353,968	85,257	4,330	461	
LoBSTERS, fresh in cans.	(Dut.	27,678	6,604	14,708	3,958			248,253	57,136	216,988
" preserved in cans.	(Free.									
Salmon, fresh.	(Dut.	511,675	39,587	569,630	31,468	687,263	11,717	134,066	14,904	200,689
" pickled.	(Free.									
All other.	(Dut.	1	13,581	1	6,841					
(Free.	4	385,805		185,117		359,053		472,685		218
Totals, fish, &c.	(Dut.	24	13,167	10	14,602	18,322	40	12,800	14,005	14,005
(Free.	2,969	7,201	1,451	17,168	51	22,885	2,032	15,059	65	8,354
Furs and mfrs. of.	(Dut.									
Glass and mfrs. of.	(Free.									
Hides and skins, other than fur	(Dut.									
Leather and mfrs. of.	(Free.									
Metals and minerals and mfrs. of										
Ores of metal, all kinds, including	(Dut.	606,210	57,415	39,957	40,733	519,426	165,032	6,508,751	467,478	6,824,240
coalst ore.	(Free.	269	1,658	1,497	1,497	4,554	8,355	4,554	8,355	4,554
All other.	(Dut.	1,054	1,054	1,084	1,084	8,542	8,542	7,091	8,542	7,091
(Free.										

ARTICLES.

SESSIONAL PAPER No. 10

Totals, metals, &c.	289	2,658	1,497	8,355	4,354
(Dut.)	38,449	45,866	166,116	476,020	388,579
(Free.)					
<i>Dut. Galls.</i>					
Oils	37,009	38,361	37,973	40,364	74,017
Settlers' effects	3,288	10,311	5,082	4,692	3,158
Spirits and wines	2,044	1,338	1,294	1,907	1,066
Wool and wfs. of	136	163	3	288	
All other articles imported	251	2,810	4,006	4,124	1,708
(Dut.)	1,997	431	1,569	8,094	2,778
(Free.)	1,876	4,891	3,347	10,710	8,545
<i>Recapitulation.</i>					
Imports, dutiable	6,482	11,856	4,596	35,302	9,030
" free	488,521	625,141	620,014	1,027,355	1,131,339
Total imports (mds.)	495,003	636,996	624,610	1,062,657	1,140,369
Com and ballion	33,080	23,234	1,000	55,740	57,063
Total imports	528,083	660,230	625,610	1,118,397	1,197,432
" exports	1,808,682	2,144,846	2,260,439	2,381,082	2,316,576
Total trade	2,336,765	2,805,076	2,886,049	3,499,479	3,513,918

3-4 EDWARD VII., A. 1904

No. 20 - *Continued.*
NEWFOUNDLAND *Continued.*

EXPORTS.

ARTICLES.	1899.		1900.		1901.		1902.		1903.	
	Quantity.	Value. \$	Quantity.	Value. \$	Quantity.	Value. \$	Quantity.	Value. \$	Quantity.	Value. \$
Animals, living										
Horned cattle.....	2,069	66,611	2,115	72,822	2,015	74,231	2,267	80,767	2,219	78,896
Horses.....	169	13,828	119	10,495	271	20,634	150	10,665	228	18,642
Sheep.....	2,847	9,541	3,086	10,516	3,445	11,906	3,522	12,923	2,637	10,331
All other.....		2,577	605	605		1,753		327		2,899
Totals, animals, living.....		92,560		94,438		108,521		101,952		110,768
Books, &c.....		9,527		13,413		4,815		7,098		11,377
Breadstuffs										
Grain:—Indian corn.....	2,172	918	617	261	10	5	1,381	874	1,396	922
Oats.....	153,945	52,885	191,053	60,192	182,999	58,689	103,370	12,580	238,091	89,409
Pease, whole.....	20,015	11,966	24,147	19,046	16,298	15,308	22,566	20,178	25,322	24,554
" split.....	937	816	2,179	2,112	1,994	1,994	79	91	91	184
All other.....	5,838	5,245	6,480	7,521	3,373	3,782	1,451	2,061	1,167	1,842
Totals, grain.....	182,907	74,830	227,776	89,115	203,003	79,778	129,040	65,787	263,179	116,727
Grain products										
Bran.....	1,370	768	2,437	1,739	4,114	2,964	4,039	4,655	6,510	5,402
Oatmeal.....	2,483	8,350	3,513	10,640	2,740	8,813	1,309	5,236	3,828	14,688
Wheat flour.....	188,583	730,692	220,912	820,951	234,259	887,846	218,458	852,315	233,210	843,956
All other.....		7,223		13,357		7,001		8,731		13,553
Totals, grain products.....		747,033		846,667		904,654		870,937		877,599
Breadstuffs, other.....		11,048		8,435		8,347		8,812		2,819

SESSIONAL PAPER No. 10

Recapitulation.

Breadstuffs.....				82,911	94,247	992,779	945,536	997,145
Bricks.....	M.	12	45		89	1,521	317	248
Carriages, bicycles, &c.....			3,953		2,104	17,226	6,501	4,448
Clothing.....			6,130		3,721	21,429	24,996	2,748
Coal.....	Tons.	78,871	181,790	108,612	249,510	242,517	288,910	30,256
Cordage, rope and twine.....			11,685		13,683	6,775	7,853	331,280
Cotton and manufactures of.....			22,761		23,119	44,947	50,552	9,190
Drugs, dyes, chemicals, &c.....								51,255
Extract of hemlock bark.....	Bals.			1	16	2,374	688	1,930
All other.....			19,314		25,986	26,659	31,883	46,059
Totals, drugs, dyes, chemicals, &c.....			19,314		26,002	29,033	32,571	47,989
Fish and fish products—								
Codfish, hng, pollock, &c., dry salted.....	Cwt.		1,161		2,492	22,440	31,709	10,881
All other.....			1,161		2,492	1,518	3,581	2,953
Totals, fish, &c.....			1,161		2,492	23,958	35,290	13,834
Fruits—								
Apples, green.....	Bbls.	7,585	18,018	8,602	20,798	20,353	16,801	16,485
All other.....			6,280		12,239	9,906	11,390	9,801
Totals, fruits.....			24,298		33,037	30,259	28,191	26,286
Furs and manufactures of.....								
Gunpowder, &c.....	Lbs.	55,325	615		400	1,082	8,022	13
Gutta percha, India-rubber and mfrs. of.....			11,561	92,400	10,532	10,701	15,712	23,247
Hay.....	Tons.	979	18,617		16,616	15,912	26,424	13,637
Hides and skins, other than fur.....			2,716	1,172	11,240	7,162	10,137	12,000
					326	4,507	2,188	1,261
Leather and manufactures of—								
Sole and upper, including leather, N. E. S. Lbs.		265,089	57,293	376,651	83,928	85,608	68,733	82,489
Books and shoes.....			37,864		20,347	42,934	62,321	62,026
All other.....			1,416		2,308	5,829	3,102	3,196
Totals, leather and mfrs. of.....			96,483		107,179	134,371	134,176	147,711
Lime.....			99		203	59	108	129

No. 20 *Continued.*

EXPORTS *Concluded.*

NEWFOUNDLAND *Concluded.*

EXPORTS *Concluded.*

1899. 1900. 1901. 1902. 1903.

ARTICLES.

ARTICLES.	1899.		1900.		1901.		1902.		1903.	
	Quantity.	Value.	Quantity.	Value.	Quantity.	Value.	Quantity.	Value.	Quantity.	Value.
Metals and minerals and manufactures of iron and steel and manufactures of		93,991		155,911		118,316		131,543		109,417
All other metals and minerals and manufactures of		11,331		5,715		5,995		8,930		12,292
Totals, metals and minerals and mfrs. of		105,322		161,626		124,311		140,473		121,709
Molasses Galls.	88,672	15,800	93,153	19,629	50,828	13,208	63,374	14,730	18,893	7,185
Musical instruments										
Organs No.	7	365	12	713	22	1,336	21	1,561	11	726
All other		3,178		1,202		628		2,177		101
Totals, musical instruments		3,843		1,915		2,164		4,041		1,130
Oils		3,386		8,260		1,363		16,874		8,873
Provisions										
Butter Lbs.	152,619	71,813	378,792	66,069	252,850	46,067	250,280	47,066	353,286	69,017
Cheese "	150,751	13,293	161,777	16,631	159,231	16,603	217,276	20,100	198,622	21,334
Eggs Doz.	9,451	1,490	13,510	2,155	19,816	1,563	13,335	2,692	12,440	1,390
Meats										
Bacon and hams Lbs.	21,239	2,540	52,830	5,265	18,398	5,399	5,561	576	27,938	3,437
Beef "	321,248	16,372	381,592	19,037	397,852	24,069	340,290	20,601	184,987	32,273
Mutton "	30,033	1,691	16,907	778	27,569	1,313	11,292	2,197	15,540	917
Pork "	299,753	16,016	472,362	25,349	223,370	16,191	351,850	52,237	306,614	41,020
Other provisions		5,575		3,948		8,917		13,695		18,948
Totals, provisions		131,790		140,152		120,160		158,864		188,936

3-4 EDWARD VII., A. 1904

3-4 EDWARD VII., A. 1904

No. 20—Continued.

FOREIGN COUNTRIES.

AMERICAN WEST INDIES.

IMPORTS.

IMPORTS.

ARTICLES.	1899.		1900.		1901.		1902.		1903.	
	Quantity.	Value.	Quantity.	Value.	Quantity.	Value.	Quantity.	Value.	Quantity.	Value.
		%		%		%		%		%
Coffee.....			4,620	489	400	27	20	8	14,150	1,800
{ Dut. Lbs.										
{ Free. ".....										
Fruits.....				40		35		66		
{ Dut.										
{ Free.										
Metals and minerals and mfrs. of.				3,166						
Sugar and molasses—										
{ Dut. Lbs.			155,476	4,540	1,922	59	103,813	2,017	2,554	76
{ Free. ".....			1,082,803	304,867	869,335	237,215	1,234,480	260,403	1,332,560	286,842
Syrup and molasses.....										
Totals, sugar, &c.....				369,407		237,274		263,320		286,918
All other articles imported.				409		2		50		252
{ Dut.										
{ Free.				235		36		243		
Imports, dutiable.....				309,856		237,311		263,436		287,170
" free.....				3,840		63		251		1,800
Total imports (ndse.).....				313,746		237,374		263,687		288,970
Coin and bullion.....										
Recapitulation.										
Imports, dutiable.....				309,856		237,311		263,436		287,170
" free.....				3,840		63		251		1,800
Total imports (ndse.).....				313,746		237,374		263,687		288,970
Coin and bullion.....										

Not separately stated prior to 1900.

Not separately stated prior to 1900.

SESSIONAL PAPER No. 10

Total imports.....	313,746	237,374	263,687	288,970
" exports.....	444,680	302,314	477,476	464,503
Total trade.....	758,426	539,688	741,163	753,473

3-4 EDWARD VII., A. 1904

No. 20 *Continued.*
 AMERICAN WEST INDIES—*Concluded.*

ARTICLES.	1899.		1900.		1901.		1902.		1903.	
	Quantity.	Value.	Quantity.	Value.	Quantity.	Value.	Quantity.	Value.	Quantity.	Value.
Breadstuffs		%		%		%		%		%
Beans..... Bush.	1,546	1,986								
Oats..... "	275	150								
All other.....		250								
Totals, breadstuffs.....		2,356								
Coal and coke..... Tons.	75	225								
Fish and fish products										
Codfish, including haddock, &c., dry salted..... Cwt.	89,664	347,900	60,761	246,033	96,181	406,156	99,237	381,752		
Herrings, pickled..... Bbls.	3,484	12,263	3,462	13,087	5,248	19,512	5,192	19,353		
" smoked..... Bbls.	58,820	1,166	10,800	240	45,860	994	14,934	347		
All other.....		502		5,953		1,230		288		
Totals, fish, &c.....		361,831		265,243		427,952		401,740		
Fruits.....										
Metals and minerals and manufactures of.....		114		158		35				
Spirits and wines..... Galls.	1,414	1,380				14				
		4,275								
Vegetables—										
Potatoes..... Bush.	43,569	24,392	16,113	6,486	12,074	8,761	28,180	24,034		
All other.....				4						
Totals, vegetables.....		24,392		6,490		8,761		24,034		

Not separately stated prior to 1900.
 Not separately stated prior to 1900.

No. 20—Continued.

ARGENTINE REPUBLIC.

IMPORTS.

IMPORTS.

ARTICLES.	1899.		1900.		1901.		1902.		1903.	
	Quantity.	Value. \$.	Quantity.	Value. %	Quantity.	Value. %	Quantity.	Value. %	Quantity.	Value. %
Hides and skins other than fur. Free.		708,145		530,550		201,307		272,964		831,770
Seeds, flax. " Lbs.	961,860	56,786	1,094,563	27,338		1,546,463		47,349		28,968
Wool not further prepared than washed, N.E.S. " "	133,531	17,973	73,574	13,316	443,722	61,739	1,060,176	120,499	185,800	29,985
All other articles imported. (Dut.)				63		1		500		381
				2		306		311		
<i>Recapitulation.</i>										
Imports, dutiable				63		1		500		381
" free.		782,904		571,206		263,352		448,123		890,723
Total imports (mdsc.)		782,904		571,206		263,353		448,623		891,104
Coin and bullion.										
Total imports		782,904		571,206		263,353		448,623		891,104
" exports		646,070		473,335		273,560		527,757		1,010,827
Total trade		1,428,974		1,044,554		542,913		976,380		1,901,931

ARGENTINE REPUBLIC—Concluded.

EXPORTS.

EXPORTS.

ARTICLES.	1899.		1900.		1901.		1902.		1903.	
	Quantity.	Value.	Quantity.	Value.	Quantity.	Value.	Quantity.	Value.	Quantity.	Value.
Animals, living.....	2,700	558								
Gunpowder, &c.....					3,604	612				
Metals and minerals and manufactures of—										
Iron and steel and manufactures of—										
Agricultural implements.....		47,485		29,432		27,571		38,731		69,923
Other metals, &c.....		2,065		12,848		16,166		985		6,779
Totals, metals, &c.....		49,550		33,280		43,737		39,666		67,702
Spirits and wines.....	213	525	431	1,000	429	1,050	717	1,837	1,059	2,925
Wood and manufactures of—										
Lumber—										
Deals, pine.....	2,449	143,800			4	100				
" spruce and other.....	52	1,414	848	27,599	335	9,253			172	4,730
Planks and boards.....	40,887	407,973	33,797	339,280	17,124	189,125	36,135	472,718	54,030	873,370
Laths, palings and pickets.....							50	50		
Joists and scantling.....	4,171	41,110	4,862	50,300	1,742	19,255	324	3,215	1,298	18,085
All other wood and mfrs. of.....		437		382				5,288		32,990
Totals, wood and mfrs. of.....		594,754		437,561		217,743		481,271		929,175
All other articles exported.....		703		1,554		1,638		4,453		10,477
Exports, home produce.....		646,070		473,395		279,500		527,727		1,010,827
" foreign.....										
Total exports (indse.).....		646,070		473,395		279,500		527,727		1,010,827
Coin and bullion.....										
" imports.....		646,070		473,395		279,500		527,727		1,010,827
Total trade.....		1,428,374		1,044,684		542,913		976,350		1,901,431

SESSIONAL PAPER No. 10

Paper and mfrs. of.....	(Dut.	1,344	1,098	2,233	1,021	1,364
Free.....						
Ribbons.....	(Dut.		1,123	180	336	428
Free.....		5	25	291	1,343	186
Settlers effects.....	(Dut.	18,193	14,760	9,581	11,052	17,006
Free.....						
Silk and mfrs. of.....	(Dut.	24,274	2,162	5,584	17,378	38,994
Free.....		73,000	190,400	790,404	1,739,157	
Sugar.....	(Dut.	34,506	20,728	51,802	23,771	23,358
Tobacco pipes, pipe mounts, cigar	Free.....	1,210	2,155	4,945	2,608	2,078
and cigarette cases, &c.....				264		
Wood and mfrs. of.....	(Dut.	2,916	3,919	13,377	951	4,008
Free.....						
Wool and mfrs. of.....	(Dut.	3,553	10,075	6,940	9,387	13,123
Free.....		3,715	785	1,393	55	29,469
All other articles imported.....	(Free.....					
<i>Recapitulation.</i>						
Imports, dutiable.....		251,146	228,668	281,918	231,850	310,491
" free.....		6,631	3,991	7,469	9,532	40,349
Coin and bullion.....		257,777	234,659	289,387	241,382	350,840
Total imports (mdsc).....						
Total imports		257,777	234,659	289,387	241,382	350,840
" exports.....		1,380	1,072	1,101	3,287	1,553
Total trade.....		259,157	235,731	290,488	244,669	352,393

3-4 EDWARD VII., A. 1904

No. 20—Continued.

EXPORTS.

AUSTRIA-HUNGARY—Continued.

EXPORTS.

ARTICLES.	1899.		1900.		1901.		1902.		1903.	
	Quantity.	Value.	Quantity.	Value.	Quantity.	Value.	Quantity.	Value.	Quantity.	Value.
Metals and minerals and mfrs. of—		%		%		%		%		%
Iron and steel and manufactures of—										
Machinery		90		843		495		111		170
All other				95		695		2,692		170
Totals, metals, &c.		90		938		695		2,766		170
All other articles exported		1,290		134		406		521		1,383
<i>Recapitulation.</i>										
Exports, home produce		1,380		1,072		1,045		3,287		1,492
" foreign						56				61
Coin and bullion		1,380		1,072		1,101		3,287		1,553
Total exports (mdse).										
Total exports		1,380		1,072		1,101		3,287		1,553
" imports		257,777		234,659		280,387		241,382		350,840
Total trade		259,157		235,731		290,488		244,669		352,393

SESSIONAL PAPER No. 10

No. 20—Continued.

IMPORTS.

BELGIUM.

ARTICLES.	1899.		1900.		1901.		1902.		1903.	
	Quantity.	Value.	Quantity.	Value.	Quantity.	Value.	Quantity.	Value.	Quantity.	Value.
		%		%		%		%		%
Books, periodicals, &c.		1,366	491	1,295	2,813	1,562	2,813	1,562	9,996	9,996
(Dut.		3,392	11,110	4,354	142,936	119,119	840,761	261,618		
(Free.										
Cement—										
Portland	731,402	292,434	464,150	156,213	413,918	142,936	382,365	119,119	840,761	261,618
All other										
Totals, cement		292,434	464,150	156,213	413,918	142,936	382,365	119,119	840,761	261,618
Corsets		23,156	14,268	14,110	16,995	11,987	16,995	11,987	26,543	26,543
(Dut.		10,007	10,365	131	1,908	4,978	4,978	5,908		
(Free.										
Cotton and manufactures of		2,281	3,960	1,908	4,978	5,908	4,978	5,908		
(Dut.		3,730	11,483	6,612	48,016	88,327	48,016	88,327		
(Free.										
Drugs, dyes, chemicals, &c.		2,297	952	416	591	465	591	465		
(Dut.		1,898	5,936	13,088	12,280	13,895	12,280	13,895		
(Free.										
Flax, hemp, jute and infrs. of		9,105	2,939	2,854	9,707	1,198	9,707	1,198		
(Dut.		1,987	7,127	15,245	11,164	7,751	11,164	7,751		
(Free.										
Furs and infrs. of										
Glass and manufactures of—										
Common and colourless window										
glass and plain, coloured,										
stained or tinted, &c.	Dut. Sq. ft.	255,175	396,879	10,453,486	272,824	464,618	16,330,160	475,571		
Plate glass, not bevelled, in sheets	"	89,689	405,815	81,143	53,818	525,154	121,326	88,736		
or panes	"	25,046	18,133	22,211	14,665	20,220	14,665	20,220		
All other	"									
Totals, glass and infrs. of	"	349,910	496,155	348,853	600,549	581,581	600,549	581,581		

3-4 EDWARD VII., A. 1904

No. 20—Continued.

BELGIUM—Continued.

IMPORTS—Continued.

ARTICLES.	1899.		1900.		1901.		1902.		1903.	
	Quantity.	Value.	Quantity.	Value.	Quantity.	Value.	Quantity.	Value.	Quantity.	Value.
Gloves and mitts.		1,715		2,211		949		621		977
Gutta-percha, India rubber and manufactures of		15,687		19,150		7,750		432		425
Hides and skins other than fur.		2,101		1,614		298		14,583		22,970
Hops.			848						2,589	796
Marble and manufactures of.				29		2,379		1,341		177
Leather and manufactures of.		45		12		16		3,561		68
Metals and minerals and mfrs. of—										
Brass and mfrs. of.		29		383		211				60
Copper and mfrs. of.						608		105		
Gold and silver and mfrs. of.		77		925		1,367		150		
Iron and steel and mfrs. of—										
Iron or steel rolled round wire rods in the coil, not over 3-in. in diameter, &c.										
Rolled iron or steel angles, tees, beams, channels, joists, girders, zees, stars or rolled shapes, or trough, bridge, building or structural rolled sections, or shapes, not punched, drilled or further manufactured than rolled, N.E.S., and flat eye bar blanks not punched or drilled.		22,636		22,879	10,960	15,841	7,063	9,547	13,477	17,367
	6,298	6,522	3,624	5,453	442	31,655	40,077	54,940	61,463	143,840

SESSIONAL PAPER No. 10

Rolled iron or steel angles, tees, beams, channels, girders and other rolled shapes or sections, weighing less than 35 lbs. per lineal yard, not punched, drilled or further manufactured than rolled, N. O. P.	123	128						4,528	5,066	36,386	38,247
Rolled iron or steel plates or sheets, sheared or unsheared, and skelp iron or steel, sheared or rolled in grooves, N. E. S.							163	16,696	21,310	14,055	17,645
Skelp iron or steel, sheared or rolled in grooves, imported by manufacturers of wrought iron or steel pipe for use only in the manufacture of wrought iron or steel pipe in their own factories.								308			
Steel rails								12,919	17,503	19,613	41,921
Wire								25,130	27,539	1,172	25,691
All other								239,345	4,080	223,816	253,636
Totals, iron and steel and mfrs. of								757,700	15,794	739,300	14,280
Lead and manufactures of								8,377	38,103		98,367
Tin and manufactures of								54	54		1,551
Zinc and manufactures of—											
Spelter in blocks and pigs	1,245	7,099	389					888	3,883	1,719	7,743
Zinc in blocks, pigs and sheets	5,248	35,290	9,409					8,889	42,578	6,975	35,637
All other								36	404		167
Totals, zinc and mfrs. of									404		167
Miscellaneous metals and minerals and mfrs. of									46,461		43,880
Metals and minerals and mfrs. of									1,001		1,316
Recapitulation.									1,129		40
Metals and minerals and mfrs. of									186,270		432,412
									101,258		331,870

3-4 EDWARD VII., A. 1904

No. 20—Continued.

IMPORTS—Continued.

BELGIUM—Continued.

IMPORTS—Continued.

ARTICLES.	1899.		1900.		1901.		1902.		1903.	
	Quantity.	Value. \$	Quantity.	Value. \$	Quantity.	Value. \$	Quantity.	Value. \$	Quantity.	Value. \$
Paints and colours										
Dut		35,408		31,878		26,070		19,504		39,323
Free		115		244		244		1,251		2,660
Paper and manufactures of										
Dut		11,407		15,603		14,761		18,975		27,213
Free										
Plants and trees										
Dut		1,073		1,465		2,192		2,249		2,486
Free		4,588		3,128		3,803		6,144		4,357
Precious stones and imitations of										
Dut		202		276		979		19		454
Free		5,590		3,375		49,031		56,858		82,223
Settlers' effects										
Dut		222		183		673		750		100
Spirits and wines										
Dut		2,504		1,254		183		1,043		134
Free						22		26		41
Stone and manufactures of										
Dut		1,452,560		2,328,378		2,854,508		324,798		630,451
Free		68,195,153		103,373,160		125,617,906		15,826,506		24,728,142
Sugar and molasses—										
Sugar										
All other sugar and molasses		3		5		16		434		312
Totals, sugar and molasses		1,472,563		2,328,383		2,854,524		325,232		430,763
Vegetables										
Dut		450		647		387		1,324		1,627
Free		624		232		654		628		302
Wood and manufactures of										
Dut		32,880		32,817		36,008		29,748		28,924
Free		10,204		12,937		11,511		11,511		12,467
Wool and manufactures of										
Dut		10,214		15,878		19,023		11,483		17,762
Free		4,308		10,448		7,585		8,316		163,776

SESSIONAL PAPER No. 10

<i>Recapitulation.</i>									
Imports, dutiable	2,215,951	3,170,724	3,561,218	1,890,918	1,899,345				
" free	95,379	131,027	223,701	274,757	750,145				
Total imports (mdse)	2,311,330	3,301,751	3,783,919	1,665,675	2,649,490				
Coin and bullion									
Total imports	2,311,330	3,301,751	3,783,919	1,665,675	2,649,490				
" exports	849,413	1,197,798	2,806,142	444,450	2,150,550				
Total trade	3,160,743	4,499,549	6,590,061	0,125	4,800,040				

3-4 EDWARD VII., A. 1904

No. 20—Continued.
 BELGIUM—Continued.

ARTICLES.	1899.		1900.		1901.		1902.		1903.	
	Quantity.	Value.	Quantity.	Value.	Quantity.	Value.	Quantity.	Value.	Quantity.	Value.
Animals, living.....		\$		\$		\$		\$		\$
Ashes, pot and pearl.....	94	2,714	41	1,290			24	730	64	2,636
Books, &c.....		1,025		148				615		270
Breadstuffs—										
Grain.....										
Barley.....			222,078	111,038	178,765	85,966	78,961	41,648	257,926	130,801
Buckwheat.....	87,227	48,323	35,588	18,153	143,870	80,730	47,727	28,328	56,029	32,549
Indian corn.....	540,856	215,103	276,394	111,645	705,057	308,061	551,969	28,233	69,300	34,650
Oats.....	197,909	64,617	413,316	132,217	1,304,648	383,342	123,187	43,631	228,304	78,515
Pease.....	48,001	32,776	144,996	102,159	331,264	226,276	109,495	96,216	163,430	138,207
Rye.....					210,519	122,111	21,484	12,890	55,188	31,029
Wheat.....	261,983	208,981	526,362	408,711	1,374,585	963,681	1,737,376	1,324,197	1,104,406	862,007
All other.....			12,778	11,177	2,275	2,700	1,573	1,985	637	828
Totals, grain.....	1,135,976	569,800	1,632,112	895,100	4,255,983	2,183,967	2,175,772	1,574,128	1,965,220	1,308,584
Grain products.....				15		7,280		296		712
Breadstuffs.....		569,800		895,115		2,192,347		1,579,424		1,309,296
Coat.....					524	1,246			273	819
Drugs, dyes, &c.....		7,266		9,634		7,174		29,036		20,995
Fish and fish products—										
Lobsters, canned.....	42,140	13,140	26,014	6,332	143,335	32,590	130,010	29,351	178,340	41,462

Recapitulation.

SESSIONAL PAPER No. 10

All other.....					395			150	1,013	600
Totals, fish, &c.....	13,140				6,727		32,740		30,364	42,062
Fruits—										
Apples, dried.....	338,564				1,820		2,700		3,342	1,425
All other.....	708	105,007			2,777	61,338	2,113	61,500	47,030	1,322
Totals, fruits.....	33,217				4,597		4,813		3,449	2,747
Hay.....			3		25		3,871	1,956	18,386	15,532
Leather and manufactures of.....					775		15,371		3,707	9,138
Lime.....									16,636	21,047
Metals and minerals and manufactures of—										
Asbestos.....	237	13,100	414		16,260	2,211	161,468	827	41,912	22,226
Iron and steel and manufactures of.....		13,291			32,322		23,222		10,385	22,743
Lead ore.....			633,032		26,122		5,301,485		161,745	
All other metals and minerals and mfrs. of.....		28,084			41,390		82,789		156,593	105,080
Totals, metals, &c.....		54,985			116,494		267,479		371,235	150,649
Musical instruments.....					2,075		3,022		5,728	4,614
Provisions.....		3,137			1,386		651		9,550	2,021
Seeds—										
Clover and grass.....		3,837	611		459	130	1,248	2,701	15,361	3,464
Flax.....		89,671	31,281		42,339	25,292	46,323	113,379	170,069	123,875
Totals, seeds.....		93,508	31,892		43,658	25,332	41,571	116,080	185,630	129,339
Spirits and wines.....		1,320					110		3,921	14,981
Tobacco.....	11,532	3,599	9,708		2,807	6,127	780	2,480	100	8,848
Wood and manufactures of—										
Deals, pine.....	125	6,374	260		11,142	812	32,785	320	15,849	9,928
" spruce and other.....	1,273	33,444	432		22,683	2,335	49,988	322	9,731	3,732
Planks and boards.....	945	19,876	2,568		40,169	3,673	59,038	3,614	55,712	24,288
Wood pulp.....					19,603		13,362		9,199	21,470
All other wood and manufactures of.....		16,230			2,189		12,847		12,388	1,864
Totals, wood and mfrs. of.....		77,924			95,786		170,020		102,879	257,312
All other articles exported.....		6,544			17,681		25,226		49,930	65,865

No. 20—Continued.

BELGIUM—Continued.

EXPORTS—Concluded.

ARTICLES.	1899.		1900.		1901.		1902.		1903.	
	Quantity.	Value.	Quantity.	Value.	Quantity.	Value.	Quantity.	Value.	Quantity.	Value.
		‰		‰		‰		‰		‰
<i>Recapitulation.</i>										
Exports, home produce.....		445,667		859,715		1,728,484		1,363,658		1,658,163
" foreign.....		463,746		338,083		1,077,658		1,081,392		492,387
Total exports (mdsc.).....		849,413		1,197,798		2,806,142		2,444,450		2,150,550
Coin and bullion.....										
Total exports.....		849,413		1,197,798		2,806,142		2,444,450		2,150,550
" imports.....		2,311,330		3,301,751		3,783,919		1,665,675		2,649,490
Total trade.....		3,160,743		4,499,549		6,590,061		4,110,125		4,800,040

IMPORTS.

BRAZIL.

ARTICLES.	1899.		1900.		1901.		1902.		1903.	
	Quantity.	Value.	Quantity.	Value.	Quantity.	Value.	Quantity.	Value.	Quantity.	Value.
Coffee.....		%		%		%		%		%
(Dut. Lbs.										
(Free ".....	1,399,864	102,249	1,885,521	140,939	33,000	2,709	914	139	400	50
Hides and skins, other than furs....					1,330,939	111,380	2,801,176	193,186	3,772,521	246,289
(Dut.						233,166		270,926		19,449
(Free		49		293		300		312		1,243
All other articles imported.....								2,046		
<i>Recapitulation.</i>										
Imports, dutiable.....						2,709		451		1,293
" free.....		102,294		231,358		344,846		406,158		265,738
Total imports (mdsc).....		102,294		231,358		347,555		406,609		267,031
Coin and bullion.....										
Total imports.....		102,294		231,358		347,555		406,609		267,031
" exports.....		460,953		480,406		572,361		496,006		701,100
Total trade.....		563,247		711,764		919,916		902,615		968,131

No. 20. *Continued.*
BRAZIL. *Concluded.*

EXPORTS

ARTICLES.	1899.		1900.		1901.		1902.		1903.	
	Quantity.	Value.	Quantity.	Value.	Quantity.	Value.	Quantity.	Value.	Quantity.	Value.
Breadstuffs		%		%		%		%		%
	1,100								1,887	
Fish and fish products										
Codfish, including haddock, ling, pollock, &c., dry salted	89,436	408,536	92,808	427,732	95,710	434,189	88,392	435,037	121,510	616,405
All other						24,212		290		1,003
Totals, fish, &c.		408,536		427,732		458,401		435,257		617,408
Gunpowder, &c.	6,930	1,665	39,740	7,296	144,412	36,122	1,290	258		
Metals and minerals and manufactures of				10,175		5,139		1,615		13,435
Provisions						345		1,608		9,084
Ships			1	6,010						
Tons			1,289							
Spirits and wines	78	220	165	476	481	1,178	189	577	297	986
Wood and manufactures of										
Lumber	516	13,448	745	18,618			615	24,850	871	31,403
Planks and boards	6,970	35,927		9,264	5,307	59,866	1,608	19,002	749	9,553
All other wood and manufactures of						8,981		240		391
Totals, wood and mfrs. of		49,375		27,882		68,847		44,092		44,147
All other articles exported		57		925		2,329		10,732		16,040
Exports, home produce		460,953		480,241		572,361		435,597		701,100
foreign				165				469		
Total exports (misce)		460,953		480,406		572,361		496,066		701,100

Recapitulation.

3-4 EDWARD VII., A. 1904

3-4 EDWARD VII., A. 1904

No. 20 *Continued.*

CENTRAL AMERICAN STATES.

IMPORTS.

ARTICLES.	1899.		1900.		1901.		1902.		1903.	
	Quantity.	Value.	Quantity.	Value.	Quantity.	Value.	Quantity.	Value.	Quantity.	Value.
Coffee.....	353,424	\$ 34,550	382,961	\$ 48,097	318,430 ⁷⁵	\$ 29,330	197,387	\$ 26,100	392,641	\$ 50,762
(Dut. Lbs.)										
(Free ")										105
All other articles imported.....				15						200
(Dut.)										
(Free ")										
<i>Recapitulation.</i>										
Imports, dutiable.....		\$ 34,550		\$ 48,112		\$ 29,330		\$ 26,100		\$ 105
" free.....										\$ 50,962
Total imports (mdsc.).....		\$ 34,550		\$ 48,112		\$ 29,338		\$ 26,100		\$ 51,067
Coin and bullion.....										
Total imports.....		\$ 34,550		\$ 48,112		\$ 29,338		\$ 26,100		\$ 51,067
" exports.....		\$ 37,224		\$ 25,554		\$ 33,327		\$ 17,315		\$ 27,903
Total trade.....		\$ 71,774		\$ 73,666		\$ 62,665		\$ 43,415		\$ 78,970

SESSIONAL PAPER No. 10

No. 20—Continued.

CENTRAL AMERICAN STATES—Concluded.

EXPORTS.

EXPORTS.

ARTICLES.	1899.		1900.		1901.		1902.		1903.	
	Quantity.	Value.	Quantity.	Value.	Quantity.	Value.	Quantity.	Value.	Quantity.	Value.
Fish and fish products.....		%		2,978		%		5,539		%
Metals and minerals and manufactures of:—										
Iron and steel and manufactures of:—		75		1,070		2,400				168
Machines and machinery.....				248		454				2,746
All other.....										
Totals, metal &c.....		75		1,318		2,854				2,914
Spirits and wines.....	6,606	17,425	7,565	19,657	7,479	20,992	3,855	11,603	2,930	9,761
Wood and manufactures of.....		19,149				1,775				
All other articles exported.....		75		1,601		3,225		173		3,961
<i>Recapitulation.</i>										
Exports home produce.....		37,224		25,554		32,942		16,900		27,903
" foreign.....				385				415		
Total exports (mdse).....		37,224		25,554		33,327		17,315		27,903
Coin and bullion.....										
Total exports.....		37,224		25,554		33,327		17,315		27,903
" imports.....		34,550		48,112		29,338		26,100		51,007
Total trade.....		71,774		73,666		62,665		43,415		78,970

3-4 EDWARD VII., A. 1904

No. 20.—Continued.

CHILE.

IMPORTS.

IMPORTS.

ARTICLES.	1899.		1900.		1901.		1902.		1903.	
	Quantity.	Value.	Quantity.	Value.	Quantity.	Value.	Quantity.	Value.	Quantity.	Value.
Drugs, dyes, chemicals, &c.		%		%		%		%		%
Soda, nitrate of, soda ash, soda emul- tic, bichromate of, soda, sal. soda and silicate of soda in crystals or in solution.	2,240,000	31,021	1,812,534	28,185			786,826	13,494	5,500,609	100,503
All other		7,952								
Totals, drugs, dyes, &c.		38,976		28,185				13,494		100,503
All other articles imported										
<i>Recapitulation.</i>										
Imports, dutiable										
" free		38,976		28,185				13,494		100,503
Total imports (ndse.)		38,976		28,185				13,494		100,503
Coin and bullion										
Total imports.		38,976		28,185				13,494		100,503
" exports.		27,116		61,118		208,057		68,279		153,635
Total trade		66,092		89,303		208,057		81,773		253,538

SESSIONAL PAPER No. 10

No. 20.—Continued.
CHILE.—Concluded.

EXPORTS.

EXPORTS.

ARTICLES.	1889.		1900.		1901.		1902.		1903.	
	Quantity.	Value.	Quantity.	Value.	Quantity.	Value.	Quantity.	Value.	Quantity.	Value.
Fish and fish products.....		\$		\$				\$		\$
Metals and minerals and manufactures of:—										
Gold and silver and mfrs. of:										
Silver, metallic, contained in ore, &c., Oz.			6,800	40,800						7,934
Iron and steel and manufactures of:										
Agricultural implements.....		963		1,904		2,149		764		1,684
Machines and machinery.....				6,748		24,927		14,028		2,689
Lead, metallic, contained in ore, &c., Lbs.				2,210,000		66,300				
All other metals and minerals and manufactures of.....				145				1,432		12,398
Totals, metals, &c.....		963		8,797		134,176		16,224		16,771
Spirits and wines.....	2		348	998	552	1,665	109	332	631	2,086
Wood and manufactures of:—										
Planks and boards.....	2,301	18,703	4,991	50,451	7,338	71,345	3,650	40,532	9,313	109,721
All other.....		7,004		304		291		636		4,034
Totals, wood and mfrs. of.....		25,707		50,755		71,636		41,168		113,755
All other articles exported.....		441		568		580		9,237		12,489
Exports, home produce.....		27,116		61,118		207,404		67,866		153,008
foreign.....						653		413		27
Total exports (mdse.).....		27,116		61,118		208,057		68,279		153,035
Coin and bullion.....										
Total exports.....		27,116		61,118		208,057		68,279		153,035
Imports.....		38,976		28,185		208,057		13,494		100,563
Total trade.....		66,092		89,303		208,057		81,773		253,598

Recapitulation.

3-4 EDWARD VII., A. 1904

No. 20—Continued.

IMPORTS.

CHINA.

IMPORTS.

ARTICLES.	1899.		1900.		1901.		1902.		1903.	
	Quantity.	Value.	Quantity.	Value.	Quantity.	Value.	Quantity.	Value.	Quantity.	Value.
Boots and shoes and slippers of all kinds except rubber and leather.... Dut.		3,607		3,198		5,212		5,490		5,710
Breadstuffs—										
Biscuits..... Dut. Lbs.	21,622	640	19,022	505	15,154	497	5,829	211	15,863	598
Rice..... " " "	5,281,178	89,825	4,565,351	81,739	5,427,700	89,900	5,050,726	88,191	3,556,857	62,576
" unhulled or paddy..... " " "	2,353,933	25,643	1,585,410	17,663	3,023,139	37,775	2,266,170	30,623	1,068,757	14,834
All other..... (Free.		2,621		2,493		1,900		2,608		1,771
Totals, breadstuffs..... (Dut. (Free.		118,729		102,406		130,072		121,633		79,774
Carpets, mats and rugs..... Dut.		5,493		2,151		4,202		1,759		8,606
Cotton and mifs. of—										
Cotton wool or raw cotton..... Free. Lbs.	155,247	13,120	113,064	10,900	66,979	5,211	29,833	3,132	29,833	2,722 ^N
All other..... (Dut. (Free.		2,923		3,331		1,900		2,717		2,916
Totals, cotton and mifs. of (Dut. (Free.		2,923		3,931		1,900		2,717		2,916
Drugs, dyes, chemicals, &c.—										
Opium, crude..... Dut. Lbs.	37,926	114,678	493	1,541					5	12
Soda, nitrate of, soda ash, soda caustic, bicarbonate of soda, sal soda and silicate of soda in crystals or in solution..... Free. (Dut. (Free.		2,300		1,693		62,649		3,106		2,563
All other..... (Free.		507		57		119		23		245

SESSIONAL PAPER No. 10

	Totals, drugs, dyes, &c.....		116,978 567	3,144 57	1,403 62,768	3,106 23	2,575 245
	{ Dut.	{ Free.					
Earthenware and chinaware	Dut.		2,924	3,068	2,350	1,499	1,295
Fancy goods.....	"		1,483	467	728	663	1,108
Fireworks, firecrackers and torpe- does of all kinds.....	"		7,084	7,243	6,243	7,943	6,307
Fish and fish products.....	"		5,621	5,959	5,703	4,552	5,393
Fruits.....	{ Free.		4,350	8,722	4,169	5,971	6,700
	{ Dut.		136	624	1,640	15,008	4
Furs and mfrs. of.....	Dut.		7,821	4,360	38,426	7,168	4,802
Hides and skins other than fur.....	Free.		1,657		2,586	28,655	5,650
Leather and mfrs. of.....	"		1,353	860	2,311	328	23,402
Metals and minerals, and mfrs. of.....	Dut.		2,061	1,397	12,435	2,475	141
	{ Free.		9,777	5,776	10,549	15,987	493
Oils.....	{ Dut.		14,823	5,571	947	10,846	20,727
	{ Free.		1,791	2,014	1,153	3,010	31
Packages, all kinds.....	Dut.		1,719	2,896	5,913	14,930	9,263
Paper and mfrs. of.....	Free.		6	35	5	5	2,469
Pickles and sauces.....	{ Dut.		406	263	975	351	447
	{ Free.		4,403	4,206	2,352	3,340	5,350
Plants and trees.....	Dut.		10,314	2,896	1,153	3,010	1,909
	{ Free.		6	35	5	5	
Provisions.....	Dut.		4,403	4,206	2,352	3,340	
Ribbons.....	Free.		15	18	21	470	24
Settlers' effects.....	Dut.		348	1,610	44	7,601	950
Silk and mfrs. of.....	Free.		5,723	8,625	6,623	7,601	11,738
Spices.....	{ Dut.		530	3,692	3,062	1,628	4,074
	{ Free.		15,108	73,068	83,347	20,855	80,396
Spirits and wines— Cordials and liquors of all kinds, N.E.S.; mescal, palque, rum shrub, schiedam and other schnapps; tafia, angostura, and similar alcoholic bitters or beverages.....	Dut. Galls.		4,533	1,464	4,610	6,178	3,001
All other spirituous liquors.....	"		5,248	3,651	4,083	4,607	4,941
Wines, all kinds.....	"		6,183	6,976	9,439	11,182	7,307
Totals, spirits and wines.....	"		14,013	38,670	16,622	21,967	45,539
	"		44,768	12,124	63,412	63,412	15,249

No. 20.—Continued.
CHINA—Continued.

IMPORTS—Concluded.

IMPORTS—Concluded.

ARTICLES.	1899.		1900.		1901.		1902.		1903.	
	Quantity.	Value. \$	Quantity.	Value. \$	Quantity.	Value. \$	Quantity.	Value. \$	Quantity.	Value. \$
Starch.....	64,226	926	67,546	967	65,415	932	101,037	1,392	47,397	556
Sugar and molasses.....	60	28,642	45	8,143	27,607	38,527	1,592
Tea.....	3,008,124	300,998	3,487,389	391,411	3,963,148	468,386	1,144,993	150,802	1,883,832	803
(Dut. ".....)	14,806	2,566	10,120	1,452	1,150	14,400	2,238	5,989	257,767
Free, ".....)	840
Tobacco.....	6,704	6,652	8,578	11,624	10,811
Vegetables.....	1,730	2,048	2,764	1,678	906
Wood and mfrs. of.....	1	485	956	912	1,255
(Dut. ".....)	1,424	1,515	1,865
Free, ".....)	184	2,860	3,334	2,517
Dut. ".....)	3,293	2,766	1,638	614	3,040
Free, ".....)	286	3,431
<i>Recapitulation.</i>										
Imports, dutiable.....	370,844	211,730	297,135	298,226	215,994
" free.....	385,144	412,763	577,448	191,215	296,123
Total imports (mdsc.).....	755,988	624,493	844,583	489,441	512,117
Coin and bullion.....	2	50
Total imports.....	755,990	624,493	844,583	489,441	512,167
" exports.....	290,085	256,307	510,886	277,309	175,876
Total trade.....	1,046,075	880,740	1,355,469	766,750	688,043

SESSIONAL PAPER No. 10

No. 20.—Continued.
CHINA—Continued.

EXPORTS.

EXPORTS.

ARTICLES.	1899.		1900.		1901.		1902.		1903.	
	Quantity.	Value.	Quantity.	Value.	Quantity.	Value.	Quantity.	Value.	Quantity.	Value.
Breadstuffs—										
Wheat flour..... Bbls.		\$		\$						
All other.....	5				5,509				708	2,231
Totals, breadstuffs.....	5				5,509					770
										3,101
Carriages, bicycles, &c., and parts of										
Clothing and wearing apparel.....					60				10	
Cotton and mfrs. of.....					259,890				660	65
Drugs, dyes, chemicals, &c.....	176,601		101,093		30,841		148,745		48,803	
Fish and fish products.....	720				231				651	1,398
Leather and mfrs. of.....	33				921				75	426
Metals and minerals and mfrs. of.....		4,798		13,774		74,821		9,275		4,387
Milk and cream, condensed..... Lbs.						34,196			643,091	56,145
Provisions—										
Butter..... Lbs.	5,515	1,324	6,096	1,663	4,432	1,199	304	78	630	141
All other.....		1,601		987		568		1,409		1,734
Totals, provisions.....		2,925		2,650		1,767		1,487		1,875
Spirits and wines.....	2,056	5,171	4,070	11,520	2,769	7,804	1,692	5,217		
Tobacco.....	1,104	500	4,887	2,635	980	500	4,550	1,500		
Wood and mfrs. of—										
Lumber—Planks and boards..... M. ft	8,108	71,345	12,148	115,662	5,000	65,586	8,596	91,089	4,920	57,497
Other lumber.....		4,439		638		419		545		61
All other wood and mfrs. of.....		16,917		630		46		1,513		376
Totals, wood and mfrs. of.....		92,701		116,930		66,051		93,147		57,934

No. 20 *Continued*
 EXPORTS *Concluded.* CHINA *Concluded.* EXPORTS *Concluded.*

ARTICLES.	1899.		1900.		1901.		1902.		1903.	
	Quantity.	Value.	Quantity.	Value.	Quantity.	Value.	Quantity.	Value.	Quantity.	Value.
All other articles exported.....		6,631		7,116		28,295		16,542		7,632
<i>Recapitulation.</i>										
Exports, home produce.....		289,655		254,814		505,194		274,766		175,636
" foreign.....		430		1,493		5,632		2,543		140
Total exports (mdse).....		290,085		256,307		510,826		277,309		175,776
Coin and bullion.....										100
Total exports.....		290,085		256,307		510,826		277,309		175,876
" imports.....		755,990		624,433		844,583		489,441		512,107
Total trade.....		1,046,075		880,740		1,355,409		766,750		688,043

CUBA.

IMPORTS.

ARTICLES.	1899.		1900.		1901.		1902.		1903.	
	Quantity.	Value.	Quantity.	Value.	Quantity.	Value.	Quantity.	Value.	Quantity.	Value.
		%		%		%		%		%
Furs and manufactures of..... (Dut. / Free.)				6,035						
Metals and minerals and mfrs. of. (Dut. / Free.)				133				4,708		1,652
Sponges..... (Dut. / Free.)				915				21,000		1,733
Tobacco and mfrs. of—										
Cigars..... (No. / Lbs. / Dut. / Free.)			61,854	217,192	6,147,035	260,215	5,452,900	227,423	6,252,345	250,733
All other tobacco..... (Dut. / Free.)			1,346	1,918	142	2,901	142	502	31	128
			23,027	8,396	17,756	5,154	35,912	7,262	250,070	50,830
Totals, tobacco and mfrs. of.. (Dut. / Free.)			63,200	219,110	17,756	263,116	61,202	227,925	69,004	250,861
All other articles imported..... (Dut. / Free.)			253,027	8,396		3,154	35,912	7,262	250,070	50,830
				266		358		100		614
				604		252		941		1,801
<i>Recapitulation.</i>										
Imports, dutiable.....				220,291		260,865		235,486		254,920
" free.....				15,035		74,509		29,203		52,631
Total imports (mdse).....				235,326		343,374		264,689		307,551
Coin and bullion.....										
Total imports.....				235,326		343,374		264,689		307,551
" exports.....				682,784		578,013		649,115		768,732
Total trade.....				918,110		921,387		913,804		1,076,283

Not separately stated prior to 1900.

No. 20. *Continued.*
CUBA *Concluded.* EXPORTS *Concluded.*

ARTICLES	1899.		1900.		1901.		1902.		1903.	
	Quantity.	Value.	Quantity.	Value.	Quantity.	Value.	Quantity.	Value.	Quantity.	Value.
Breadstuffs—		\$		%		%		%		%
Beans.....			4,809	6,091	624	932	1,283	2,059	4,066	7,482
Oats.....			1,350	548	541	175			166,024	52,863
Wheat flour.....			25	91	41	178			50	168
All other.....				483		3,124		1,252		700
Totals, breadstuffs.....				7,221		2,709		3,311		61,273
Carriages, bicycles, &c.....				33		40		99		10
Coal and coke.....			3,090	9,031	3,128	7,369	3,815	11,387	578	2,652
Drugs, dyes, chemicals, &c.....				3,517		7,384		790		2,540
Fish and fish products—										
Codfish, including haddock, &c., dry salted Cwt.....			95,755	337,655	78,916	227,904	58,653	223,125	79,232	298,291
Herrings, pickled.....			100	300	1,755	6,453	50	175	150	567
" smoked.....			86,475	1,637	5,300	126	11,152	218	9,815	161
All other.....				37		5,920		1,307		445
Totals, fish and fish products.....				339,689		210,403		221,825		299,467
Fruits.....				1,327		700		590		274
Hay.....			1,897	18,772	2,104	21,713	3,318	26,136	2,354	17,990
Metals and minerals and manufacturers of.....				19,049		13,900		12,675		10,769
Milk and cream, condensed.....									807,050	55,887
Provisions—										
Butter.....			7,241	1,621	1,222	270	865	243	845	292
Cheese.....			2,617	392	1,380	211	2,976	350	2,423	331
Meats—										
Bacon and hams.....					200	34	210	33		

Not separately stated prior to 1900.

SESSIONAL PAPER No. 10

All other.....						255			85		66
Totals, provisions.....		2,016				770			711		599
Spirits and wines.....	Galls.			899		970	909		2,868	217	734
Vegetables—											
Potatoes.....	Bush.	363,149				181,103	307,986		231,106	235,088	169,672
All other.....		185,565				777					
Totals, vegetables.....		185,673				181,880			231,106		169,672
Wood and manufactures of—											
Planks and boards.....	M. ft.	8,635				91,468	9,067		117,453	8,240	119,954
Staves and headings.....									1,066		739
Shingles.....	M.	60				100	4		5		
All other.....		1,794				6,852			844		9,485
Totals, wood and mfrs. of.....		90,332				98,420			119,368		130,198
All other articles exported.....		3,347				2,095			15,249		16,667
<i>Recapitulation.</i>											
Exports, home produce.....		669,304				575,582			647,172		765,693
" foreign.....		13,480				2,431			1,943		3,039
Total exports (ind-se).....		682,784				578,013			649,115		768,732
Coin and bullion.....											
Total exports.....		682,784				578,013			649,115		768,732
" imports.....		235,326				343,374			264,689		307,551
Total trade.....		918,110				921,387			913,804		1,076,283

3-4 EDWARD VII., A. 1904

No. 20. *Continued.*

DANISH WEST INDIES.

IMPORTS.

IMPORTS.

ARTICLES.	1899.		1900.		1901.		1902.		1903.	
	Quantity.	Value.	Quantity.	Value.	Quantity.	Value.	Quantity.	Value.	Quantity.	Value.
Sugar and molasses—										
Sugar.....	59,858	1,616					600			12
Syrup and molasses.....	38,626	6,823			8,720	1,695	55,717	8,901	872	191
Totals, sugar, &c.....		8,439				1,695		8,901		203
All other articles imported. (Dut. Free.....)		462		77 1,079		30 153				89
<i>Recapitulation.</i>										
Imports, dutiable.....		8,439		77		1,725		8,901		292
" free.....		462		1,079		153				
Coin and bullion (mdsc.).....		8,901		1,156		1,878		8,901		292
Total imports.....		8,901		1,156		1,878		8,901		292
" exports.....		37,775		37,485		9,088		105,186		120,179
Total trade.....		46,676		38,641		11,566		114,087		120,471

SESSIONAL PAPER No. 10

EXPORTS.

DANISH WEST INDIES—Continued.

ARTICLES.	1899.		1900.		1901.		1902.		1903.	
	Quantity.	Value.	Quantity.	Value.	Quantity.	Value.	Quantity.	Value.	Quantity.	Value.
Breadstuffs—		%		%		%		%		%
Bread and biscuits.	8	46	10	71	1	6	4	28		
Flour of wheat.	42	188	2	9						
Oats.	998	505	554	290	6	8	170	89		
Pease.	916	1,234	1,587	2,134	88	100	418	326		
All other.		32		159		72		94		
Totals, breadstuffs.		1,899		2,663		181		737		
Carriages, &c., and parts of.		300								3
Drugs, dyes, chemicals and medicines.		120		100		142		37		
Fish and fish products—										
Codfish, including haddock, ling and pollock, dry salted.	3,315	11,233	2,025	10,026	1,770	6,592	304	1,097	1,596	5,904
Mackerel, pickled.	24	296	57	665	32	257	2	18	9	90
Herrings.	959	3,201	807	3,140	585	2,173	296	814	673	2,505
Sea-fish.	307	1,109	363	1,572	1	6				
All other.		646		865		402		31		415
Totals, fish, &c.		16,485		16,268		9,430		2,020		8,914
Fruits.		35		47				23		9
Leather and manufactures of.		28		307				183		2,017
Metals and minerals and manufactures of.										
Provisions—										
Butter.	49,812	9,768	50,517	10,072				1,581	29,582	6,077
Cheese.	41,502	4,624	19,778	2,515				382	16,304	2,037
All other.		150		10						
Totals, provisions.		14,542		12,597				1,913		8,114

3-4 EDWARD VII., A. 1904

No. 20 *Continued*
 DANISH WEST INDIES *Concluded.*
 EXPORTS — *Concluded.*

ARTICLES.	1899.		1900.		1901.		1902.		1903.	
	Quantity.	Value.	Quantity.	Value.	Quantity.	Value.	Quantity.	Value.	Quantity.	Value.
Ships.....		%		%		%		%		%
(No. (Tons.)										
Vegetables—										
Potatoes..... Bush.	891	581	2,086	1,233						
All other.....		561		398			2,089	100,000	3,924	95,000
Totals, vegetables.....		1,142		1,651						
Wood and manufactures of—										
Lumber—										
Planks and boards..... M. ft.	60	767	26	350						
Other lumber.....		790		230					225	3,226
Shingles..... M.	289	411	528	689	139	258	2	5	75	150
All other wood and manufactures of.....		313		249				38		15
Totals, wood and mfrs. of.....		2,281		1,528		258		43		3,391
All other articles exported.....		940		2,321				655		4,822
<i>Recapitulation.</i>										
Exports, home produce.....		37,374		37,132		9,618		5,014		25,146
" foreign.....		401		353		70		100,142		95,639
Coin and bullion.....		37,775		37,485		9,688		105,186		120,179
Total exports (indsc.).....		75,549		74,617		19,376		205,334		215,964
Total exports,.....		37,775		37,485		9,688		105,186		120,179
" imports.....		8,901		1,156		1,875		8,901		292
Total trade.....		46,676		38,641		11,566		114,087		120,471

SESSIONAL PAPER No. 10

No. 20—Continued.

DENMARK.

IMPORTS.

IMPORTS.

ARTICLES.	1899.		1900.		1901.		1902.		1903.	
	Quantity	Value	Quantity	Value	Quantity	Value	Quantity	Value	Quantity	Value
		%		%		%		%		%
Drugs, dyes, chemicals, &c.										
(Dut.	63	50		1,125		431		431		300
(Free.	3	311		322		73		73		176
Earthenware and chinaware.										
Hides and skins other than fur		140		8,434		59		3,058		3,050
(Dut.	145					07		291		313
(Free.	1,766									
Metals and minerals and mfrs. of.										
Rennet.				4,999		3,504		4,190		6,601
"				29		735		386		808
Seeds and bulbous roots.										
(Dut.	29	106		165		128				82
(Free.	106			287		76				
Spirits and wines.										
(Dut. Galls		106		15		1,402		371		1,952
(Free.										
All other articles imported.										
<i>Recapitulation.</i>										
Imports, dutiable		355		792		2,646		1,091		3,331
" free.		1,974		13,498		8,721		7,746		9,951
Totals imports (mdsc).		2,329		14,290		11,367		8,837		13,282
Coin and bullion										
Total imports.		2,329		14,290		11,367		8,837		13,282
" exports.		54,391		42,261		55,902		106,360		167,161
Total trade		56,720		56,551		67,269		115,197		180,443

3-4 EDWARD VII., A. 1904

No. 20. Continued.

EXPORTS.

DENMARK—Concluded.

EXPORTS.

ARTICLES.	1899.		1900.		1901.		1902.		1903.	
	Quantity.	Value.	Quantity.	Value.	Quantity.	Value.	Quantity.	Value.	Quantity.	Value.
Breadstuffs.....		473				5,046		15,748		46,987
Carrriages.....		2,370						28,372		18,788
Coal.....										
Fish and fish products—										
Lobsters, canned.....	97,584	23,781	60,620	13,870	89,220	22,363	37,359	8,810	92,106	19,873
All other.....						643		1,110		1,716
Totals, fish, &c.....		23,781		13,870		23,008		9,920		21,589
Metals and minerals and mfrs. of—										
Iron and steel and mfrs. of—										
Agricultural implements.....		5,715		13,046		7,798		12,545		13,626
All other metals, &c.....		150				3,500		4,774		1,950
Totals, metals, &c.....		5,865		13,046		11,298		17,319		15,576
Musical instruments.....						354		762		938
Seeds and bulbous roots—										
Clover and grass.....	4,380	20,765	1,788	13,069	1,845	13,517	4,029	31,257	8,007	54,179
All other.....										
Totals, seeds, &c.....		20,765		13,069		13,517		31,257		54,179
Tobacco and mfrs. of.....			3,800	1,176	7,600	2,352	8,000	2,380		20
Wool and mfrs. of.....		1,137		395						56
All other articles exported.....				705		327		602		9,028

SESSIONAL PAPER No. 10

Recapitulation.

Exports, home produce	54,391	12,261	55,902	105,030	166,105
" foreign				1,330	1,036
Total exports (indise)	54,391	12,261	55,902	106,360	167,161
Coin and bullion					
Total exports	54,391	12,261	55,902	106,360	167,161
" imports	2,329	14,290	11,347	8,837	13,282
Total trade	56,720	56,551	67,249	115,197	180,443

IMPORTS.

DUTCH EAST INDIES.

IMPORTS.

ARTICLES.	1899.		1900.		1901.		1902.		1903.	
	Quantity.	Value.	Quantity.	Value.	Quantity.	Value.	Quantity.	Value.	Quantity.	Value.
Coffee.....	44,743	4,900	62,077	9,638	80,317	11,638	49,747	6,928	47,427	7,502
Sugar.....	6,709,119	145,825	13,294,883	311,975	33,271,933	689,853	23,114,321	410,976
All other articles imported.....	981	1,484	13	1,893
										3,056
<i>Receiptation.</i>										
Imports, dutiable.....	146,806	313,159	699,866	412,871
" free.....	4,900	9,638	11,638	6,928	10,558
Total imports (ndsc).....	151,706	9,638	324,797	706,794	423,429
Coin and ballion.....
Total imports.....	151,706	9,638	324,797	706,794	423,429
" exports.....	125	979
Total trade.....	151,831	10,617	324,797	706,794	423,429

SESSIONAL PAPER No. 10

No. 20—Continued

DUTCH WEST INDIES.

IMPORTS.

IMPORTS.

ARTICLES.	1899.		1900.		1901.		1902.		1903.	
	Quantity.	Value. \$	Quantity.	Value. \$	Quantity.	Value. \$	Quantity.	Value. \$	Quantity.	Value. \$
Coffee.....			135,776	11,705						
Salt.....	1,516.82	1,990	40,650	42						
Syrup and molasses.....			8,127	1,485						
All other articles imported.....		86				121				
<i>Recapitulation.</i>										
Imports, dutiable.....		86		1,435		121				
" free.....		1,990		11,747						
Total imports (indsc).....		2,076		13,182		121				
Coin and bullion.....										
Total imports.....		2,076		13,182		121				
" exports.....				761		10,758		14,033		9,563
Total trade.....		2,076		13,943		10,879		14,033		9,563

No. 20 *Continued.*
 EXPORTS. DUTCH WEST INDIES. *Concluded.* EXPORTS.

ARTICLES.	1899.		1900.		1901.		1902.		1903.	
	Quantity.	Value.	Quantity.	Value.	Quantity.	Value.	Quantity.	Value.	Quantity.	Value.
Breadstuffs.....		ƛ		507		180		2,578		7,500
Provisions.....		ƛ		8,926		1		5,400		1,733
Ships.....		ƛ								
{ No.						95				
{ Tons.....						1,220				
Spirits and wines.....			265	761	325					
Vegetables.....						700				
Galls.....						39				
All other articles exported.....				607		2,757				330
<i>Recapitulation.</i>										
Exports, home produce.....				761		10,336		14,033		9,563
" foreign.....						122				
Coin and bullion.....										
Total exports (mdse).....				761		10,758		14,033		9,563
" imports.....			2,076			10,758		14,033		9,563
Total trade.....			2,076	13,182		121		14,033		9,563
				13,943		10,879		14,033		9,563

3-4 EDWARD VII., A. 1904

IMPORTS—Continued.

FRANCE—Continued.

ARTICLES.

	1899.		1900.		1901.		1902.		1903.	
	Quantity.	Value.	Quantity.	Value.	Quantity.	Value.	Quantity.	Value.	Quantity.	Value.
Buttons..... (Dut. / Free.		8,592		10,633		11,856		39,477		45,559
Candles..... (Dut. / Free.	197	30	186	186	186	186	186	186	186	216
Carpet, mats and rugs.....	776	203	1,333	199	6,131	661	7,136	131	131	28
Carpets.....		373		1,156		1,999		3,683		174
Cement.....		308		540		584		231		21
Clocks, clock keys and clock movements.....	121					2,787		1,408		
Cocoa beans, nibs, paste, chocolate and preparations of..... (Lbs.	27,734	5,198		4,407		7,985		5,966		9,006
Coffee and imitations of..... (Free.		6,316		5,100		6,043		873		2,115
Combs..... (Dut. / Free.	949	146	3,137	160	26	14	4,094	522	1,519	109
Combs..... (Free.		24,758		33,693		227		11,583		11,009
Consets..... (Dut. / Free.		10,898		3,863		4,142		2,247		1,024
Cotton and mfrs. of—										
Clothing..... (Dut.		7,470		7,047		5,166		10,360		8,020
Embroideries, white.....		10,908		17,510		29,119		23,213		18,152
Fabrics, white or bleached..... (Yds.	19,131	1,800	53,927	5,193	81,306	11,900	131,583	13,068	123,493	13,083
" printed, dyed or coloured.....	181,904	26,617	215,408	34,717	344,238	66,970	602,731	111,233	442,735	89,352
" uncoloured cotton, bleached, viz.: serims and window serims, cambric cloths, &c.....										
Handkerchiefs..... (" "	49,518	3,488	19,557	4,307	9,217	1,213	42,667	2,714	19,960	2,630
Sewing thread on spools.....		2,821		3,653		2,901		5,577		7,107
Velvets, velveteens and plush fabrics, N.E.S..... (Yds.	960	275	19,199	6,089	12,229	6,065	7,212	3,271	39,247	7,228
All other..... (Free.		1,411		3,398		2,836		7,146		13,297
Totals, cotton and mfrs. of..... (Free.		59,637		82,775		119,162		180,645		163,152
		1,411		118		8,769		2,674		284

SESSIONAL PAPER No. 10

Crapes, black.....		2,571		3,232		1,414		3,503		3,473
Curtains and shams.....		15,240		23,514		30,138		31,043		40,002
Drugs, dyes, chemicals, &c.—										
Aniline dyes and coal tar dyes, in bulk or packages of not less than 1 lb.....	Free, Lbs.	5,060	9,720	4,539	63,464	16,368	51,782	12,036	26,485	5,927
Cream of tartar in crystals.....	Dut.	86,762	647,521	99,114	790,081	111,608	697,375	101,719	624,432	102,499
Gelatine and isinglass.....		5,117	36,266	8,324	41,859	7,487	58,937	11,029	33,461	6,465
Glycerine.....		2,920	39,458	2,552			2,240	292		
Medicinal or medicated wines containing not more than 40 per cent of proof spirit.....	Galls.	5,230	2,504	5,658	1,092	4,235	1,819	5,612	1,884	5,961
Proprietary medicines all kinds.....		30,846		24,467		24,643		30,229		29,656
Spirits and strong waters of any kind mixed with any ingredient or ingredients, and known or designated as anodynes, elixirs, &c.....	Galls.	1,972	130	1,384	171	2,103	248	2,908	178	1,860
All other.....	Free.	9,778		16,485		13,217		10,831		10,725
		11,044		15,535		10,814		11,159		18,781
Totals, drugs, dyes, &c.....	Dut.	55,803		59,360		52,135		60,901		54,667
	Free.	102,866		119,188		138,790		124,914		127,297
Earthenware and chinaware.....	Dut.	37,999		38,132		54,071		57,346		62,025
Electric apparatus.....		229		663		1,071		470		909
Embroideries, N. O. P.....		5,736		4,102		6,563		5,101		10,386
Fancy goods—										
Bead ornaments and statuettes, N. E. S.....	Dut.	22,326		18,496		26,238		26,933		38,732
Brads, bracelets, cords, &c.....		17,707		68,961		40,161		40,837		39,786
Flowers, artificial.....		18,536		20,387		28,965		28,190		27,360
Laces, lace collars and similar goods, &c.....		81,448		80,102		135,584		184,341		202,441
Toys and dolls of all kinds.....		11,749		7,258		11,218		11,775		11,430
All other.....		43,921		33,147		36,422		38,627		43,257
Totals, fancy goods.....		195,287		178,951		270,588		330,723		364,496
Fish and fish products—										
Anchovies and sardines, packed in oil or otherwise, in $\frac{1}{4}$ boxes, measuring not more than $\frac{11}{16}$ inches long, $\frac{3}{16}$ inches wide and $\frac{1}{16}$ inches deep.....	Dut. Boxes	457,640	449,926	33,248	447,511	33,397	497,891	38,213	525,720	35,280
Anchovies and sardines in $\frac{1}{4}$ boxes, measuring not more than 5 inches long, 4 inches wide and $\frac{1}{2}$ inches deep.....		24,196	26,453	3,539	12,391	2,456	16,870	3,461	6,211	1,313

3-4 EDWARD VII., A. 1904

IMPORTS—Continued.

FRANCE—Continued

IMPORTS—Continued

ARTICLES.

	1899.		1900.		1901.		1902.		1903.	
	Quantity.	Value.	Quantity.	Value.	Quantity.	Value.	Quantity.	Value.	Quantity.	Value.
Fish and fish products <i>Con.</i>		%		%		%		%		%
All other..... (Dut.)		1,451	976	1,016	667	2,014				
(Free.....)		14								
Totals, fish, &c..... (Dut.)		36,298	37,763	36,869	42,311	38,607				
(Free.....)		14								
Flax, hemp, jute and mfrs. of..... (Dut.)		7,978	20,520	26,311	20,200	22,291				
(Free.....)										
Fruits										
Almonds, shelled..... (Dut.)	43,093	7,978	21,800	5,987	16,460	24,426	79,046	15,677		
" not shelled..... (Dut.)	167,023	11,925	202,339	17,741	13,341	16,519	131,787	11,462		
Walnuts, not shelled..... (Dut.)	652,906	54,853	671,369	43,849	69,612	57,820	581,177	46,926		
All other nuts..... (Dut.)	175,862	22,577	281,543	33,580	278,190	33,254	483,966	72,548		
" fruits..... (Dut.)		15,924	26,311	26,311	25,269	13,629	13,629	13,328		
(Free.....)								200		
Totals, fruits..... (Dut.)		113,257	127,408	161,561	145,613	139,941				
(Free.....)						200				
Furs and mfrs. of..... (Dut.)		36,277	71,631	126,521	122,614	105,037				
(Free.....)		4,383	20,013	6,247	15,363	25,693				
Glass and mfrs. of—										
Glass carboys or demijohns, empty										
or filled, bottles, decanters, flasks,										
phials..... (Dut.)		6,815	7,017	8,485	9,314	6,281				
Glass jars or glass balls and cut,										
pressed or milled crystal or glass										
table ware, decorated or not..... (Dut.)		3,249	4,155	4,042	7,939	5,752				
Plate glass, not bevelled..... (Dut.)		17,297	5,925	9,700	14,282	13,333				
(Free.....)	69,649		20,766		38,104		54,962			

3-4 EDWARD VII., A. 1904

No. 20 *Continued.*
FRANCE *Continued.*
IMPORTS—*Continued.*

ARTICLES.	1899.		1900.		1901.		1902.		1903.	
	Quantity.	Value.	Quantity.	Value.	Quantity.	Value.	Quantity.	Value.	Quantity.	Value.
Mineral and aerated water										
(Dut.		8,144		15,322		18,162		24,246		28,295
(Free.						54		54		
Musical instruments.		15,025		13,383		21,210		25,389		23,140
(Dut.										
(Free.		26,169		25,078		19,149		25,180		27,844
Oils.		855		31		152		1,159		1,691
(Dut.										
(Free.		113		575		143		146		309
Oilcloth.	440		1,020		140		209			
Optical instruments, &c.		18,666		13,081		16,510		18,870		25,736
(Dut.										
(Free.		1,357		4,392		2,465		1,473		1,895
Packages, all kinds.		79,292		87,437		82,468		103,824		110,631
(Dut.										
(Free.		51		97		38		71		
Prints, engravings, drawings, building plans, photographs and pictures, N. E. S.		5,930		3,526		5,287		4,472		4,120
(Dut.										
(Free.		16,910		91,328		12,998		16,728		15,913
Paints and colours.		27,402		6,781		5,071		4,341		8,335
(Dut.										
(Free.		360		1,095		646		1,918		2,617
Paper and manufactures of		12,883		10,785		11,773		14,709		21,761
(Dut.										
(Free.		1,008		1,142		511		876		485
Pencils, lead, in wood or otherwise.										
Perfumery, all kinds, pomades, &c.										
Alcoholic perfumes and perfumed spirits, bay rum, cologne, &c., and other toilet preparations, containing spirits, in bottles, &c., weighing not more than 4 ozs.	1,395	25,638	2,292	26,545	1,156	22,100	1,411	21,192	991	24,424
" " weighing more than 4 ozs.	1,252	18,996	1,429	21,681	1,579	24,354	1,612	25,197	1,833	27,675
All other.		10,907		11,258		15,157		16,013		20,320
Totals, perfumery.		55,511		59,484		61,611		62,402		72,419

SESSIONAL PAPER No. 10

Plants and trees	(Dut	3,091	2,680	1,530	2,051	3,063
	(Free	6,652	6,506	6,108	7,201	5,447
Precious stones of all kinds and imitations of	(Dut	11,817	11,460	15,357	16,166	24,362
	(Free	13,466	34,466	24,354	59,430	328,323
Provisions	(Dut	5,544	7,395	7,497	6,702	8,782
	(Free	1,270	1,620	10,720	12,377	12,982
Rags	Dut	161,788	140,184	115,241	132,182	205,354
Ribbons	Dut	9,222	4,790	8,205	7,416	9,806
Seeds and bulbous roots	(Free	22,478	24,171	12,597	22,200	29,043
Settlers' effects	"	897	1,620	10,720	12,377	12,982
Silk and wifes. of—						
Fabrics	Dut	363,844	426,715	412,075	437,024	546,495
	(Free	66,314	48,283	33,351	31,994	47,088
All other	(Free	563	367	286	31,994	233
Totals, silk and wifes. of	(Dut	430,138	474,998	445,426	469,018	593,583
	(Free	563	367	286	31,994	233
Soap—						
Castile, mottled or white	Dut	21,743	30,820	28,907	43,507	44,325
All other	"	3,140	3,228	3,836	3,437	7,235
Totals, soap	"	27,883	34,048	32,863	48,944	56,780
Spirits and wines						
Brandy, including artificial brandy and imitations of brandy	Dut	193,121	276,868	338,621	376,164	438,363
Cordials and liquors of all kinds, N. E. S., mesed, pulque, rum shrub, &c.	"	7,698	8,857	25,963	30,809	34,652
All other spirituous or alcoholic liquors	"	14,236	15,993	19,909	21,272	24,035
Wines, non-sparkling	"	105,461	98,870	104,532	108,432	114,239
Wines, sparkling	"	183,714	231,663	213,680	225,297	265,885
Totals, spirits and wines	"	588,291	672,015	702,705	761,314	816,624
Stone and wifes. of	(Dut	622	517	611	1,090	705
	(Free	1,255	1,207	4,543	6,151	199
Sugar and molasses—						
Sugar	Dut	39	12	786,618	1,297,066	145,967
	(Free	390	34,963,148	69,088,151	9,236,223	9,236,223

No. 20 *Continued.**IMPORTS Concluded.*FRANCE *Continued.**EXPORTS Concluded.*

	1899.		1900.		1901.		1902.		1903.	
	Quantity.	Value.	Quantity.	Value.	Quantity.	Value.	Quantity.	Value.	Quantity.	Value.
ARTICLES.										
Sugar and molasses <i>Con.</i>										
Sugar candy, brown or white, and confectionery, including sweetened gums, candied peel and popcorn	22,963	3,921	22,188	5,010	35,575	7,646	36,394	7,549	36,306	7,701
All other		2,815		20						73
Totals, sugar and molasses.		6,735		5,022		794,304		1,304,615		153,711
Tobacco pipes, pipe mounts, cigars and cigarette cases, &c		58,755		65,930		92,337		84,469		107,843
Trunks, pocket books, purses, hat boxes, carpet bags, &c.		13,107		12,885		11,900		9,088		12,189
Vegetables—										
Tomatoes and other vegetables, including corn and baked beans in cans or other pkgs, N. E. S.	325,102	26,662	371,876	31,475	182,885	18,574	308,260	29,113	410,263	37,533
All other		62		182		751		195		93
Totals, vegetables		26,724		31,357		19,325		29,608		37,626
Watches and parts of		19,816		19,296		6,594		13,089		11,878
Wooling		2,416		5,081		980		2,301		2,885
Wood and mfrs. of		11,375		5,191		13,161		28,630		9,088
Free				17		472		138		
Wool and mfrs. of—										
Cassimeres, cloths and dooskins.	52,798	29,110	90,492	46,998	94,762	32,015	155,771	63,182	78,162	31,903
Clothing, ready-made, and wearing apparel composed wholly or in										

3-4 EDWARD VII., A. 1904

SESSIONAL PAPER No. 10

part of wool, &c., N.E.S.	Out.....	11,125	11,817	33,962	11,316	24,167
Fabrics composed wholly or in	"	513,508	509,551	505,425	643,660	704,608
part of wool, worsted, &c.	" Yds.	3,802	14,480	42,833	59,725	57,548
Flannels	"	62,082	195,322	277,160	272,811	
Wools, being the short wool which	"					
falls from the combs in worsted	"					
factories; and worsted tops	"					
N.E.S.	Free	3,059	2,511	5,495	7,387	4,700
Women's and children's dress	"					
goods, coachings, Italian cloths,	"					
alpaccas, Orleans, Cashmeres,	"					
Henriettes, serges, bunnings,	"					
men's cloth, bengalines, whip	"					
cord, twills, &c.	Dut. Sq.yds.	15,238	17,669	53,315	15,612	15,149
Wool not further prepared than	"					
washed, N.E.S.	Free, ... Lbs.	129,976	314,153	844,854	326,459	283,138
Yarns	(Dut. "	1,550	475	440	3,373	1,427
"	(Free. "	685		510	6,174	562
All other,	(Dut. "	27,245	22,728	18,660	27,990	30,250
"	(Free. "					
Totals, wool and wifs. of	"	592,628	623,698	643,024	804,858	865,652
"	"	124,635	316,664	193,234	333,846	288,400
All other articles imported.	"	42,286	53,209	47,480	56,717	67,179
"	"	33,350	22,833	59,448	21,277	31,393
<i>Recapitulation.</i>						
Imports, dutiable	"	3,333,259	3,601,420	4,675,765	5,791,812	5,086,879
" free	"	546,613	863,262	827,412	1,123,523	1,417,049
Total imports (indisc.)	"	3,879,872	4,464,682	5,503,177	6,915,335	6,503,928
Coin and bullion,	"		256	228	48	
Total imports	"	3,879,872	4,464,938	5,503,405	6,915,383	6,503,928
" exports	"	1,557,722	1,374,770	1,581,331	1,388,848	1,341,618
Total trade	"	5,437,594	5,839,708	7,084,736	8,304,231	7,845,546

3-4 EDWARD VII., A. 1904

No. 20 Continued.

FRANCE—Continued.

EXPORTS.

EXPORTS.

		1899.		1900.		1901.		1902.		1903.	
		Quantity.	Value.	Quantity.	Value.	Quantity.	Value.	Quantity.	Value.	Quantity.	Value.
ARTICLES.											
Animals, living	No.										
Horses								36	2,520		
All other									10,450		
Totals, animals living									12,970		
Ashes, pot and pearl	Bbls.			10	300	20	600	12	350		
Books, pamphlets, &c.			475		4,878		943		208		163
Breadstuffs											
Oats	Bush.					321,885	89,139	18,741	7,896	2,618	791
Pease	"	18,616	24,961	32,667	34,758	35,976	56,457	28,417	53,292	20,749	41,078
Wheat	"	107,288	104,686	143,692	163,357	91,350	62,309	221,672	174,700		
All other			132,254		173,715		64,927		26,036		26,114
Totals, breadstuffs			261,901		313,830		272,832		261,944		70,986
Carrriages, bicycles, &c., and parts of											
Coal	Tons.		8,153		3,317		14,595		31,022		85
Drugs, dyes, chemicals, &c.			490		1,056		709	300	1,245		2,925
							1,402		3,639		1,915
Fish and fish products—											
LoBSTERS, CAIMED	Lbs.	2,405,059	561,575	2,453,565	517,973	3,079,732	608,343	2,073,455	153,097	2,794,351	700,840
SALMON	"			25,320	2,975	2,400	200	99,106	6,801		
All other			105		5,239		201		733		1,655
Totals, fish, &c.			561,680		526,187		608,744		442,631		702,495

SESSIONAL PAPER No. 10

Franks of all kinds.....	38,322	28,298	3,129	1,700	3,650
Furs.....				5,489	106,612
Hay.....			10	13,290	
Hides, &c., other than fur.....			1,374		
Leather and manufactures of.....		1,697	3,871	1,624	20
Metals and minerals and mfrs. of—					
Iron and steel and mfrs. of—					
Agricultural implements.....	253,991	208,584	217,897	237,729	238,868
Sewing machines.....	601	637			
All other.....	36	10,824			
Miscellaneous metals and minerals and manufactures of—	8,384		23,896	12,968	4,635
Tons.....					
Asbestos.....	165		25,397	30,245	19,740
All other.....	1,100		1,219	2,912	1,024
Totals, metals, &c.....	263,111	221,165	268,409	283,834	264,327
Provisions.....	95	1,227	1,017		
Seeds—					
Clover and grass.....	1,492	480	568	4,162	597
Flax.....			81,701	37,694	
All other.....	400		25,129	15	
Totals, seeds.....	8,509	360	82,269	41,871	597
Spirits and wines.....	508	1,728	5,300	16,384	8,715
Wood and mfrs. of—					
Lumber—					
Deals, pine.....	6	270	2,074	1,418	
" spruce and other.....	14,533	6,498	208,909	196,611	128,010
Deal ends.....	612	2,993	25,196	3,483	2,842
Planks and boards.....	1,913	6,290	41,919	5,310	6,076
Other lumber.....	3,312	870		1,350	
All other wood and manufactures of.....	6,717	32,349	11,869	50,185	9,276
Totals, wood and mfrs. of.....	399,898	193,665	289,967	258,837	146,204
Wood and manufactures of.....	999	745		100	94
All other articles exported.....	12,954	74,376	20,661	11,640	32,800

No. 20 *Continued.*
 EXPORTS *Concluded.* FRANCE *Concluded.* EXPORTS *Concluded.*

ARTICLES.	1899.		1900.		1901.		1902.		1903.	
	Quantity.	Value.	Quantity.	Value.	Quantity.	Value.	Quantity.	Value.	Quantity.	Value.
<i>Recapitulation.</i>										
Exports, home produce.....		1,551,909		1,372,339		1,436,628		1,300,798		1,316,713
" foreign		5,813		2,411		144,763		88,050		24,965
Total exports (indus.).....		1,557,722		1,374,770		1,581,391		1,388,848		1,341,618
Coin and bullion.....										
Total exports.....		1,557,722		1,374,770		1,581,391		1,388,848		1,341,618
" imports.....		3,879,872		4,464,938		5,503,465		6,915,383		6,503,928
Total trade.....		5,437,594		5,839,708		7,084,736		8,304,231		7,845,546

3-4 EDWARD VII., A. 1904

EXPORTS.

FRENCH AFRICA—Concluded.

EXPORTS.

ARTICLES.	1899.		1900.		1901.		1902.		1903.	
	Quantity.	Value.	Quantity.	Value.	Quantity.	Value.	Quantity.	Value.	Quantity.	Value.
Agricultural implements.....		4,150				2,243		225		
Wood and mfrs. of—										
Lumber:										
Deals, spruce and other..... St. Hd.	1,509	40,812	1,619	31,139	539	15,967	815	26,666	147	5,220
Deal ends..... "	13	1,443	36	673	528	10,026	28	604	9	200
All other wood and mfrs. of.....										
Totals, wood and mfrs. of.....		42,285		31,832		25,993		27,270		5,420
All other articles exported.....				365						300
<i>Recapitulation.</i>										
Exports, home produce.....		46,435		32,197		28,236		27,495		5,720
" foreign.....										
Total exports (mdsc).....		46,435		32,197		28,236		27,495		5,720
Coin and bullion.....										
Total exports.....		46,435		32,197		28,236		27,495		5,720
" imports.....		3,300		395		69,778		169,129		119,071
Total trade.....		49,735		32,592		98,014		196,624		124,791

EXPORTS.

SESSIONAL PAPER No. 10

No. 20—Continued.

FRENCH WEST INDIES.

IMPORTS.

IMPORTS.

ARTICLES.	1899.		1900.		1901.		1902.		1903.	
	Quantity.	Value.	Quantity.	Value.	Quantity.	Value.	Quantity.	Value.	Quantity.	Value.
Salt.....	2,105,260	%		%		%		%		%
Free, lbs.	2,577									
Dut.	25									
All other articles imported.....										
<i>Recapitulation.</i>										
Imports, dutiable.....		25								228
" free.....		2,577								228
Total imports (mdsr).....		2,602								228
Coin and bullion.....										25,639
Total imports.....		2,602		9,676		32,641		25,867		16,131
" exports.....		17,585								
Total trade.....		20,187		9,676		32,641		25,867		16,131

SESSIONAL PAPER No. 10

Recapitulation.

Exports, home produce.....	17,575	9,656	32,641	25,639	16,131
" foreign	10	20			
Total exports (indso).....	17,585	9,676	32,641	25,639	16,131
Coin and bullion.....					
Total exports.....	17,585	9,676	32,641	25,639	16,131
" imports	2,602			228	
Total trade.....	20,187	9,676	32,641	25,867	16,131

3-4 EDWARD VII., A. 1904

No. 20 Continued.

IMPORTS.

GERMANY.

IMPORTS.

ARTICLES.	1899.		1900.		1901.		1902.		1903.	
	Quantity.	Value.	Quantity.	Value.	Quantity.	Value.	Quantity.	Value.	Quantity.	Value.
Alc, beer and porter.	156	422	808	660	563	1,489	1,383	2,143	1,582	
Animals, living				11,680			11,252		3,652	
Asphaltum or asphalt.			4,111	2,829			1,340		69	
Books, periodicals, &c.								21		
Bibles, prayer books, psalm and hymn books, &c.		5,018		1,514		3,909		2,889	1,286	
Labels for fruits, vegetables, meats, fish, &c.		15,045		17,409		15,979		12,500	18,886	
Periodicals and pamphlets, N. E. S.		1,060		1,129		6,921		2,277	1,672	
All other.		1,637		4,577		1,564		2,422	2,501	
		4,515		8,977		2,937		3,397	9,737	
Totals, books, &c.		20,712		23,115		27,464		17,289	23,062	
		9,583		12,621		8,806		6,286	11,013	
Breadstuffs.		577		613		262		1,522	10,562	
Bricks, clays and tiles.				204		726		550	119	
Bristles.		851		883		17,829		159	28,331	
Brooms and brushes.	12,622	11,850	14,857	15,162	5,077	9,797	9,675	1,400	2,351	
Buttons.		29,093		28,339		26,673		32,484	31,820	
Candles.		20,221		31,111		33,440		37,334	70,683	
Carpets, mats and rugs.		943		883		800		883	1,308	
Carriages.	1,211	172	5,632	798	3,508	3,206	426	9,601	897	
		5,614		5,312		6,233		9,497	13,022	
		29,665		71,373		18,533		56,462	82,412	
Cement—										
Portland.	192,161	72,496	148,297	59,281	187,234	69,922	98,949	33,626	129,633	
All other.		639		50		248		290	144	
Totals, cement.		73,135		59,331		70,170		33,916	129,777	

SESSIONAL PAPER No. 10

Clocks, clock keys, and clock movements.....	Dut.	17,131	70,274	12,712	113,744	14,313	92,297	16,901	36,378
Cocoa beans, nibs, paste, chocolate, and preparations of.....	Lbs.	1,838		11,502	113,744	25,123	92,297	19,728	8,544
Collars and cuffs.....	Free.	7,907		14,435	2,594	521	13,182	1,750	58,585
Combs.....	Dut.	15,844		26,944		29,916		16,375	22,530
Cordage, rope and twine.....	Free.	1,167		1,023		21,184		28,849	28,080
						4.6		35	1,416
Cotton and mfrs. of—									
Bookbinders' cloth.....	Free.	2,004		2,806		423		1,389	2,275
Clothing.....	Dut.	11,273		25,236		14,833		27,394	17,978
Embroideries, N.O.P.....		7,908		17,971		17,425		10,127	15,510
Fabrics, gray or unbleached, and white or bleached.....	Yds.	1,822	33,743	2,876	25,789	1,263	77,421	11,077	134,322
Fabrics, dyed or coloured.....	"	35,394	297,166	41,025	253,927	43,974	155,828	25,219	302,505
Shirts of cotton.....	Doz.	984	335	1,618	524	2,619	1,009	5,329	955
Sewing thread on spools.....		209		412		2,605		7,374	7,363
Socks and stockings.....	Doz. prs.	37,271	44,650	42,734	28,492	34,557	37,217	43,341	103,947
Hosiery, N.E.S.....		39,118		30,115		38,965		39,305	82,132
Velvets, velveteens and plush fabrics, N.E.S.....	Yds.	6,832	44,540	11,745	72,452	22,161	137,397	37,415	155,634
Yarns, cotton.....	Free.	446	12,295	5,690	23,652	5,691	10,509	2,989	13,376
" knitting hosiery or other cotton yarns.....	Dut.	486	400	48	171	54	3,989	1,004	2,337
All other.....	Free.	9,292		12,884		13,322		14,243	11,097
Totals, cotton and mfrs. of.....	(Dut.)	150,469		186,604		192,878		243,819	273,807
	(Free.)	2,450		8,496		6,136		4,378	16,582
Curtains and shams.....	Dut.	3,743		4,675		3,769		3,726	7,346
Drugs, dyes, chemicals, &c.—									
Alum, in bulk, only, ground or unground, and alum cake.....	Free.	246	192,967	2,178	7,754	171	116,639	2,195	4,027
Alumina, sulphate of.....	"	903	30,825	371	106,556	876	881,193	42,867	73,699
Aniline dyes, coal-tar dyes, in bulk or packages of not less than 1 lb., gelatine and isinglass.....	Dut.	73,307	369,253	131,544	341,513	116,167	432,341	140,949	495,428
Glycerine.....	"	10,944	42,517	9,089	53,592	9,673	60,818	11,460	53,096
Gums, camphor.....	"	784		2,135		606		859	3,846
Proprietary medicines.....	"	1,887	4,035	1,621	1,212	5,743		6,683	5,243
Saltpetre.....	Free.	5,473	30,590	20,894	557,255	23,282	445,906	23,381	494,548
All other.....	(Dut.)	26,154	547,510	84,256		90,753		84,431	86,437
	(Free.)	82,056		44,003		45,733		17,639	88,416
Totals, drugs, dyes, &c.....	(Dut.)	101,424		100,711		106,895		163,433	163,070
	(Free.)	176,023		199,010		186,249		257,051	262,715

SESSIONAL PAPER No. 10

All other.....	(Dut. (Free.....	8,946 32,545	5,213 36,226	4,234	2,650 292	1,935 386
Totals, furs and mfrs. of.....	(Dut. (Free.....	251,145 257,865	291,801 301,463	281,981 282,020	339,019 441,065	340,001 488,001
(Glass and mfrs. of— Common and colourless window glass, and plain coloured, opa- que, stained, or tinted or muffled glass in sheets.....	Dut. Sq. ft.	1,232	53,712	355,680	12,263	366,715	10,443	874,428	24,903	766,005	24,461
(German looking glass (thin plate) unsilvered or for silvering.....	"	28,123	25,831	55,448	43,746	38,939
(Glass carboys or demijohns empty or filled, bottles, decanters, flasks or phials.....	"	65,066	93,079	123,526	155,579	107,005
(Plate glass, not bevelled, in sheets or panes.....	" Sq. ft.	1,237	6,145	15,126	6,606	29,885	7,022	99,179	21,178	101,988	21,188
(Silvered glass, bevelled or not, framed or not framed.....	"	13,190	16,964	17,099	12,796	18,953
All other.....	"	27,734	27,876	44,143	42,223	57,668
Totals, glass and mfrs. of.....	"	136,632	182,619	237,681	300,425	328,214
Gloves and mitts.....	Dut.	240,022	241,690	192,339	165,848	243,282
(Glu, glue stock and mangle— (Glu, powdered or sheet.....	Dut. Lbs. " " (Free.....	30,444 424	413,731	492,163	34,544 700	842,406	59,695	881,247	56,876	968,023	58,518 134
All other.....	(Dut. (Free.....	30,808	35,244	59,695	56,877	58,652
Totals, glue, &c.....	(Dut. (Free.....	5,224	7,252	9,191	13,543	15,547
(Grasses fibres and straw and mfrs. of of.....	(Dut. (Free.....	13,249	15,933	19,233	30,016	848
(Gutta-percha, India-rubber and mfrs. of of.....	(Dut. (Free.....	1,302	2,208	6,610	7,231	22,090
(Hair and mfrs. of.....	(Dut. (Free.....	2,121	1,690	963	286	637
(Hats, caps and bonnets.....	(Dut. (Free.....	770	563	1,100	1,187	531
(Hides and skins other than fur.....	(Dut. (Free.....	2,823	3,169	1,923	826	4,563
(Hops.....	(Dut. (Free.....	12,851	16,981	16,494	22,439	4,484
(Hides and skins other than fur.....	(Dut. (Free.....	78,496	61,293	12,651	27,445	44,421
(Jewellery.....	Dut. Lbs.	10,753	29,984	58,585	11,963	57,448	13,651	65,855	15,251	147,103	44,420
(Leather and mfrs. of.....	"	12,191	25,826	24,959	37,660	48,298
	"	20,650	13,194	41,530	20,363	20,837

No. 20 Continued.

GERMANY Continued.

IMPORTS—Continued.

ARTICLES.	1899.		1900.		1901.		1902.		1903.	
	Quantity.	Value. %	Quantity.	Value. %	Quantity.	Value. %	Quantity.	Value. %	Quantity.	Value. %
Metals and minerals and manufactures of— <i>Con.</i>										
Zinc and mfrs. of.....										
Dut.	266	718	504	122	110	122	110	122	110	122
Free.	18,457	15,439	29,802	64,038	15,439	64,038	15,439	64,038	15,439	64,038
Miscellaneous metals and mfrs. of.....										
Dut.	30,355	40,451	33,779	41,833	43,622	41,833	43,622	41,833	43,622	41,833
Free.	8,442	6,720	6,720	26,678	7,780	26,678	7,780	26,678	7,780	26,678
<i>{Recapitulation.</i>										
Metals and minerals and mfrs. of.....										
Dut.	318,238	120,122	393,735	1,248,086	1,911,430	1,248,086	1,911,430	1,248,086	1,911,430	1,248,086
Free.	95,805	158,747	215,404	807,712	721,902	807,712	721,902	807,712	721,902	807,712
Mineral and aerated water.....										
Dut.	16,521	19,190	19,190	19,042	18,932	19,042	18,932	19,042	18,932	19,042
Free.	67,878	73,070	73,070	78,388	80,774	78,388	80,774	78,388	80,774	78,388
Musical instruments.....										
Dut.	2,773	5,446	5,446	3,750	5,092	3,750	5,092	3,750	5,092	3,750
Free.	6,960	9,274	9,274	1,691	616	1,691	616	1,691	616	1,691
Optical instruments, &c.....										
Dut.	5,621	3,457	3,457	13,493	15,235	3,457	13,493	15,235	3,457	13,493
Free.	2,719	3,898	3,898	7,580	8,643	3,898	7,580	8,643	3,898	7,580
Packages, all kinds.....										
Dut.	84	78	43	18,959	13,933	18,959	13,933	18,959	13,933	18,959
Free.	12,310	15,376	25,939	26,752	24,801	26,752	24,801	26,752	24,801	26,752
Paintings in oil or water colours, prints, engravings, drawings, building plans, photographs and pictures, N. E. S.....										
Dut.	370,961	15,212	158,707	6,322	122,219	6,516	96,524	5,507	180,050	6,532
Free.	6,699,614	216,237	6,179,313	262,984	2,312,215	99,139	5,148,368	190,086	5,251,855	189,898
Cwt.	416	1,461	2,058	3,066	1,918	8,293	1,945	3,008	3,008	3,008
Lbs.	40,393	2,242	39,312	2,308	11,655	778	15,971	1,036	64,688	3,773
Prints and colours										
Colours, dry, N. E. S.....										
Dut.	370,961	15,212	158,707	6,322	122,219	6,516	96,524	5,507	180,050	6,532
Free.	6,699,614	216,237	6,179,313	262,984	2,312,215	99,139	5,148,368	190,086	5,251,855	189,898
Cwt.	416	1,461	2,058	3,066	1,918	8,293	1,945	3,008	3,008	3,008
Lbs.	40,393	2,242	39,312	2,308	11,655	778	15,971	1,036	64,688	3,773
Dry white and red lead, orange mineral and zinc white.....										
Dut.	370,961	15,212	158,707	6,322	122,219	6,516	96,524	5,507	180,050	6,532
Free.	6,699,614	216,237	6,179,313	262,984	2,312,215	99,139	5,148,368	190,086	5,251,855	189,898
Cwt.	416	1,461	2,058	3,066	1,918	8,293	1,945	3,008	3,008	3,008
Lbs.	40,393	2,242	39,312	2,308	11,655	778	15,971	1,036	64,688	3,773
Ultramarine blue, dry or in pulp.....										
Dut.	370,961	15,212	158,707	6,322	122,219	6,516	96,524	5,507	180,050	6,532
Free.	6,699,614	216,237	6,179,313	262,984	2,312,215	99,139	5,148,368	190,086	5,251,855	189,898
Cwt.	416	1,461	2,058	3,066	1,918	8,293	1,945	3,008	3,008	3,008
Lbs.	40,393	2,242	39,312	2,308	11,655	778	15,971	1,036	64,688	3,773

SESSIONAL PAPER No. 10

All other.....	{ Dut.	24,327	21,317	19,607	27,887	40,840
	{ Free.	1,825	1,663	1,846	2,300	4,106
Totals, paints and colours....	{ Dut.	253,806	290,623	125,262	223,540	237,290
	{ Free.	5,528	7,037	10,827	9,794	18,715
Paper and mfrs. of.....	{ Dut.	69,205	71,943	61,866	63,167	70,914
	{ Free.	22,437	27,329	31,779	26,762	35,095
Pencils, lead, in wood or otherwise	Dut.	3,483	3,760	7,861	6,084	8,394
Perfumery of all kinds.....	"	1,620	313	113	410	760
Plants and trees.....	{ Free.	839	2,931	2,132	2,799	7,780
Pocket books and purses, reticules and musical instrument cases....	Dut.	12,579	10,783	16,203	20,162	28,970
Precious stones and imitations of all kinds.....	"	7,545	2,082	16,903	19,537	7,955
Rags.....	{ Free.	3,386	46,967	5,728	2,799	12,976
Ranunc.....	"	22,993	17,207	25,101	27,069	38,944
Ribbons.....	"	3,109	5,837	8,852	12,292	9,220
Ribbons.....	Dut.	53,639	45,413	69,504	49,351	52,326
Seeds and bulbous roots.....	{ Free.	5,374	1,913	3,101	7,272	5,094
Settler's effects.....	"	3,598	3,372	1,782	18,690	10,763
	"	875	2,113	1,413	3,419	2,941
Silk and mfrs. of—						
Fabrics.....	Dut.	224,160	232,677	231,275	248,282	294,071
Velvets, velveteens, plush fabrics, N. E. S.....	" Yds.	47,120	22,365	41,876	46,743	76,183
All other.....	{ Free.	16,394	16,461	13,437	19,522	23,975
	"					486
Totals, silk and mfrs. of.....	{ Dut.	287,674	271,503	286,588	317,826	394,229
	{ Free.					486
Slate and mfrs. of.....	Dut.	2,596	3,853	4,278	3,540	5,764
Soap.....	"	1,785	2,289	1,222	1,303	1,742
Spirits and wines.....	"	15,165	16,483	15,298	16,568	17,531
Stone and mfrs. of.....	{ Free.	1,018	2,013	1,809	1,486	2,545
	"	1,551		2,433		221
Sugar, molasses, &c.—						
Sugar.....	Dut. Lbs.	2,748,214	3,411,881	1,520,423	3,653,147	3,116,741
All other.....	"	1,952	592	1,321	2,423	1,556
Totals, sugar, molasses, &c....	"	2,750,166	3,412,383	1,521,744	3,655,570	3,118,296

SESSIONAL PAPER No. 10

Totals, wool and wfs. of...	(Dut. (Free.	999,634 751	997,886 245	818,048 126	884,016 882	1,170,489 7,875
All other articles imported.....	(Dut. (Free.	70,810 25,264	110,161 39,369	105,566 87,198	112,299 54,590	134,677 83,753
<i>Recapitulation.</i>						
Imports, dutiable		6,648,146	7,770,294	5,780,948	9,175,383	10,287,309
" free.....		733,003	936,347	897,011	1,744,611	1,839,958
Coin and bullion.....		7,381,149 1,350	8,706,641	6,677,959 1,305	10,919,994	12,127,867
Total imports		7,382,499	8,706,641	6,679,264	10,919,994	12,127,867
" exports.....		2,219,569	1,715,903	2,141,552	2,692,578	2,097,699
Total trade		9,602,068	10,422,544	8,820,816	13,612,572	14,225,566

3-4 EDWARD VII., A. 1904

No. 20 *Continued.*
GERMANY *Continued.*

EXPORTS.

EXPORTS.

ARTICLES.	1899		1900		1901		1902		1903	
	Quantity.	Value.	Quantity.	Value.	Quantity.	Value.	Quantity.	Value.	Quantity.	Value.
Books, &c.		464		1,115		226		432		385
Breadstuffs										
Barley.....	Bush.		138,754	67,041		51,159	101,190	58,463	128,508	71,640
Buckwheat.....	"	38,246	110,717	61,281	100,722	484,109	196,531	97,963	53,306	235,542
Indian corn.....	"	2,013,575	913,754	339,792	1,029,665	29,226	10,175	16,175	10,175	100,568
Oats.....	"	477,827	137,745	12,020	66,013	54,737	12,121	29,927	61,085	31,374
Pease.....	"	29,417	19,805	22,902	72,121	83,766	38,212	29,927	692,441	537,453
Rye.....	"	81,822	51,439	182,930	361,102	268,637	1,032,533	754,042	2,398	19,221
Wheat.....	"	46,735	44,650	244,731	361,102	1,230	1,032,533	754,042	2,398	19,221
All other breadstuffs..	"	11,079	3,558							
Totals, breadstuffs.....		1,118,532	738,773		903,750		1,046,536		689,230	
Carrriages, bicycles, &c., and parts of										
Coal.....	Tons.	17,011	891	325	3,368	175	3,866	825	7,390	11,896
Cotton and manufactures of	"	1,512	1,307	2,583	7,354	23,595	13,569	34,791	33,277	
Drugs, dyes, chemicals, &c.	"	2,502	10,345	10,831						
Fertilizers.....	"	100	630							
Fish and fish products										
LoBSTERS, canned.....	Lbs.	180,731	42,442	56,270	306,255	64,438	178,014	41,274	597,709	110,247
All other.....	"			15,011	10,600	14,520				11,257
Totals, fish, &c.....		42,442	71,281	75,088	55,794	121,504				
Fruits										
Apples, dried.....	Lbs.	5,116,586	265,690	102,488	1,735,579	78,328	787,224	62,382	4,289,314	230,204
" green.....	"	12,050	29,501	51,694	5,088	11,902	23	116	10,819	25,085
All other.....	Bbls.		77,309	37,001	1,000	3,732				1,007
Totals, fruits.....		372,500	191,183	91,230	66,230	256,296				

SESSIONAL PAPER No. 10

Furs	9,783	3,378	41	5,105	1,394	5,494	9,246
Hay	326	7,311		492		13,641	18,130
Leather and manufactures of				15,803		14,921	916
Metals and minerals and mfrs. of—							
Iron and steel and mfrs. of—							
Agricultural implements.....	248,835	376,089		474,249		340,953	225,275
Machines and machinery.....	2,391	828		3,221		4,393	16,816
All other	16,578	68,965		93,512		95,327	46,391
Totals, iron and steel and mfrs. of.....	267,804	445,882		570,982		441,273	288,482
Miscellaneous metals and minerals and manufactures of—							
Asbestos.....	9,557	80,916	2,235	85,845	2,270	89,868	28,646
Lead, metallic, contained in ore, &c.....		2,541	5,308,700	174,000			
All other	666	748		39,634		34,154	7,437
Totals, miscellaneous metals, &c.....	12,718	81,664		299,639		124,022	36,583
<i>Recapitulation.</i>							
Metals and minerals and mfrs. of.....	280,522	527,546		870,621		565,295	325,065
Musical instruments—							
Organs.....	336	10,060	393	16,880	363	16,108	17,464
All other	35	1,850		200			1,486
Totals, musical instruments	14,006	11,910		17,080		16,108	18,950
Oil.....							
Galls.....					36,042	18,548	58,631
Provisions—							
Beef.....							353,559
Butter.....	84,552	7,210		350		101	30,260
Lard.....	1,448,250	195		12		1,830	13
All other provisions.....							7,571
Totals, provisions.....	71,075	7,405		12		1,931	46,844
Seeds—							
Clover and grass.....	58,960	54,769	12,053	61,749	39,513	223,342	311,052
Flax.....		33,259		337,687		506,532	63,925
All other		373		1,611		5	
Totals, seeds.....	230,669	90,401		63,360		729,879	374,077

3-4 EDWARD VII., A. 1904

No. 20—Continued.

EXPORTS—Concluded.

GERMANY—Concluded.

EXPORTS—Concluded.

ARTICLES.	1899.		1900.		1901.		1902.		1903.	
	Quantity.	Value.	Quantity.	Value.	Quantity.	Value.	Quantity.	Value.	Quantity.	Value.
Tobacco.....	30,619	7,382	4,684	351	74,580	3,097	88,345	6,521	94,960	9,119
Wood and manufactures of:—										
Lumber:—										
Deals, pine.....	24	1,108	19	650	78	3,266	2,419	37,383	20	1,086
Planks and boards.....	262	6,355	109	6,920	204	1,580	3,419	1,070	202	3,400
Other lumber.....		21,235		39		3,005		6,941		1,182
All other wood and manufactures of.....		9,326		7,944		31,209		6,941		16,108
Totals, wood and mfrs. of.....		28,024		15,553		39,060		45,394		21,776
All other articles exported.....		9,406		26,973		19,169		53,453		126,849
<i>Recapitulation.</i>										
Exports, home produce.....		1,310,373		1,408,163		1,374,716		1,298,654		1,618,517
" foreign.....		909,196		607,710		766,836		1,363,924		479,182
Total exports (mdse).....		2,219,569		1,715,903		2,141,552		2,662,578		2,097,699
Coin and bullion.....										
Total exports.....		2,219,569		1,715,903		2,141,552		2,662,578		2,097,699
" imports.....		7,382,499		8,706,641		6,679,261		10,919,494		12,127,867
Total trade.....		9,602,068		10,422,544		8,820,816		13,612,572		14,225,566

SESSIONAL PAPER No. 10

No. 20—Continued.

GREECE.

IMPORTS.

IMPORTS.

ARTICLES.	1899.		1900.		1901.		1902.		1903.	
	Quantity.	Value.	Quantity.	Value.	Quantity.	Value.	Quantity.	Value.	Quantity.	Value.
Fruits—		\$		%		%		%		%
Currants.....	6,166,987	175,930	7,011,266	292,057	1,918,590	132,450	5,523,002	296,830	7,287,960	193,370
Figs.....	46,292	2,738	24,178	1,889	104,714	3,933	3,263	203	43,842	1,096
Raisins.....	28,694	1,243	96,471	3,969	1,716	106	96,341	3,963	55,658	2,091
All other.....				4				60		121
Totals, fruits.....		179,901		297,910		136,489		211,056		196,678
Packages.....		8,706		11,138		2,683		9,462		13,104
All other articles imported.....		186		966		66				3,009
<i>Recapitulation.</i>										
Imports, dutiable.....		188,793		219,594		139,238		220,518		212,791
" free.....				966						
Total imports (ndsc).....		188,793		220,530		139,238		220,518		212,791
" exports.....		188,793		220,530		139,238		220,518		212,791
" exports.....		330		2,382				9,518		1,531
Total trade.....		189,123		222,912		139,238		230,036		214,322

3-4 EDWARD VII., A. 1904

No. 20 - Continued.

IMPORTS

HAWAII.

IMPORTS.

ARTICLES.	1899.		1900.		1901.		1902.		1903.	
	Quantity.	Value. %	Quantity.	Value. %	Quantity.	Value. %	Quantity.	Value. %	Quantity.	Value. %
Coffee (Dut. Lbs.										
" " (Free. " "	24,376	1,121	7,319	391	38,060	5,211	129,616	11,297	24,131	2,816
Fruits (Dut.		1,583				500				2
" " (Free.		2,516		1,823		127				212
Soldiers' effects						700		606		300
All other articles imported (Dut.		%				317				5
" " (Free.										13
<i>Recapitulation.</i>										
Imports, dutiable		1,583		2,411		817		15,055		1
" " free		6,975				6,338				3,159
Total imports (nduse)		8,258		2,414		7,155		15,055		3,166
Coin and bullion								237		
Total imports		8,258		2,414		7,155		15,292		3,166
" " exports		185,191		143,436		24,845		16,421		35,830
Total trade		193,432		145,870		32,000		32,213		39,005

SESSIONAL PAPER No. 10

No. 20—Continued.
HAWAII—Concluded.

EXPORTS.

ARTICLES.	1899.		1900.		1901.		1902.		1903.	
	Quantity.	Value.	Quantity.	Value.	Quantity.	Value.	Quantity.	Value.	Quantity.	Value.
Ale, beer and porter.....Galls.			164	98	288	184		32		565
Agricultural products.....		402								117
Animal produce.....	8			875						
Carriages.....Tons.	47,403	179,186	34,829	130,532	2,186	8,744		185	7,539	30,156
Coal.....		29								
Fertilizers.....										
Fish and fish products— Sashou, fresh.....Lbs.	2		24,833	1,222	42,762	3,125	570	41	200	12
" " pickled.....Brls.		3,926		1,531		4,521	15	112	16	186
All other.....								9,161		3,922
Totals, fish &c.....		3,946		2,753		7,646		9,314		4,120
Lime.....										
Metals and minerals and manufactures of.....		35		990		1,200		7,107		
Musical instruments.....		100		3,436		100				
Settlers effects.....										95
Spirits and wines— Whiskey.....Galls.	429	1,099	1,038	3,312	1,604	4,974	38	74		
Wood and manufactures of.....		389		1,460		1,712		109		683
All other articles exported.....										
<i>Recapitulation.</i>										
Exports, home produce.....		185,096		142,349		23,234		16,794		35,330
" " foreign.....		98		1,107		1,611		127		500
Total exports (midse).....		185,194		143,456		24,845		16,921		35,830
Coin and bullion.....										
Total exports.....		185,194		143,456		24,845		16,921		35,830
" " imports.....		8,258		2,414		7,155		15,292		3,166
Total trade.....		193,452		145,870		32,000		32,213		39,005

EXPORTS.

3-4 EDWARD VII., A. 1904

No. 20—Continued.

EXPORTS.

HAYTI.

EXPORTS.

Articles.	1899.		1900.		1901.		1902.		1903.	
	Quantity.	Value.	Quantity.	Value.	Quantity.	Value.	Quantity.	Value.	Quantity.	Value.
Fish and fish products		%		%		%		%		%
Codfish, including backlogs, &c., dry salted	4,183	19,393	3,229	12,975	11,697	46,820	12,247	52,640	15,200	66,497
Mackerel, pickled	12	153								
Herrings, smoked	403,000	4,648	1,500	30						
Sea-fish, pickled	648	2,248				440				234
All other		23		40						
Totals, fish, &c.		26,465		13,045		47,260		52,648		66,731
Oils						176			20,676	5,789
Provisions		1,545			611					38
Vegetables		408								
Wood and manufactures of		200								
All other articles exported		169		23		32		72		603
<i>Recapitulation.</i>										
Exports, home produce		27,125		13,068		47,468		51,804		73,161
" foreign		1,662						916		
Total exports (mdsc.)		28,787		13,068		47,468		52,720		73,161
Coin and bullion										
Total exports		28,787		13,068		47,468		52,720		73,161
" imports		44				7		2,192		157
Total trade		28,831		13,068		47,475		54,912		73,318

3-4 EDWARD VII., A. 1904

No. 20 *Continued.*
HOLLAND *Continued.*
IMPORTS *Concluded.* EXPORTS—*Concluded.*

ARTICLES.	1899.		1900.		1901.		1902.		1903.	
	Quantity.	Value.	Quantity.	Value.	Quantity.	Value.	Quantity.	Value.	Quantity.	Value.
Spirits and wines—										
Gin of all kinds.....	481,974	170,083	520,041	185,547	592,417	239,992	531,835	204,051	690,259	283,781
All other.....		807		1,901		1,027		1,523		2,280
Totals, spirits and wines.....		170,890		187,448		241,019		205,574		286,061
Sugar and molasses—										
Sugar.....	1,144,671	32,682	2,163,704	61,229	5,697,504	165,289	3,457,272	92,358	2,092,792	39,864
All other, sugar, &c.....		122		61,229		165,289		92,358		192
Totals, sugar and molasses.....		32,804		61,229		165,289		92,358		40,056
Tobacco and mfrs. of.....	10		261	219		442	54	92	100	206
Free.....	37,671	7,252	68,065	39,675	12	14	19,485	6,535	7,551	4,815
Dut.....		2,036		2,482		8,276		7,420		16,027
All other articles imported.....		332		30		6,143		1,348		2,948
<i>Recapitulation.</i>										
Imports, dutiable.....		346,005		401,285		588,800		488,639		651,661
Free.....		189,433		216,897		251,195		352,406		667,276
Total imports (mids).		535,438		618,182		839,995		841,045		1,318,940
Coin and bullion.....										
Total imports.....		535,438		618,182		839,995		841,045		1,318,940
Exports.....		372,548		188,199		187,378		320,241		619,329
Total trade.....		907,986		806,381		1,027,373		1,161,286		1,938,269

SESSIONAL PAPER No. 10

No. 20—Continued.
HOLLAND.—Continued

EXPORTS.

EXPORTS.

ARTICLES.	1899.		1900.		1901.		1902.		1903.	
	Quantity.	Value.	Quantity.	Value.	Quantity.	Value.	Quantity.	Value.	Quantity.	Value.
		₹		₹		₹		₹		₹
Breadstuffs—										
Grain:—										
Buckwheat..... Bush.	15,493	7,746	2,827	1,339	660	330	7,146	4,037	25,199	12,175
Indian corn..... "	274,222	109,688	882	247					46,584	35,582
Oats..... "	18,780	7,043								
Pease..... "	24,510	15,600								
Rye..... "	109,425	81,651			4,903	3,200	8,375	5,025	101,433	77,317
Wheat..... "	12,000	12,000	11,115	7,621			6,603	4,425		
All other..... "	7,921	4,985								
Totals, grain.....	162,351	238,713	14,824	9,207	5,563	3,539	22,124	13,487	173,216	125,074
Breadstuffs, other.....		2,245				5,830		599		6,243
<i>Recapitulation.</i>										
Breadstuffs.....		240,458		9,207		9,389		14,086		131,317
Carrriages, bicycles, &c., and parts of.....										
Coal..... Tons.	200	11	386	60	275	1,100			922	1,698
Fish and fish products.....				480		1,200				3,264
										15,875
Fruits:—										
Apples, dried..... Lbs.	973,815	54,840	1,213,133	57,651	1,300,124	59,957	635,642	23,615	2,555,309	125,297
All other.....		3,528	11,116			2,782		1,501		3,090
Totals, fruits.....		64,368		68,767		62,739		25,116		128,387
Metals and minerals and manufactures of:—										
Iron or steel and manufactures of:—										
Agricultural implements.....		30,141		62,955		89,907		30,360		44,215
Machinery.....				144		210		1,610		3,199
All other.....		503		292		4,480		79,151		833
All other metals and minerals and mfrs. of.....										156,303
Totals, metals, &c.....		30,644		63,391		94,597		111,121		204,536

3-4 EDWARD VII., A. 1904

No. 20 *Continued.* EXPORTS *Concluded.*

HOLLAND *Concluded.*

ARTICLES.	1899.		1900.		1901.		1902.		1903.	
	Quantity.	Value.	Quantity.	Value.	Quantity.	Value.	Quantity.	Value.	Quantity.	Value.
Musical instruments.....										
Oils.....		875		2,190		755		2,458		4,351
Seeds.....		496		1,315		3,118		24,199		4,805
Spirits and wines.....						47		129,298		10,470
Tobacco.....	29,881	1,512	11,801	1,578	9,850	888	14,166	1,130	884	360
									82,597	7,812
Wood and manufactures of:										
Lumber:—Deals, spruce and other.....	1,388	27,501	1,326	35,378	254	7,683				
Planks and boards.....	392	3,136	20	1,340		334			160	2,338
All other wood and mfrs. of.....		1,176		888				1,023		2,085
Totals, wood and mfrs. of.....		31,813		37,606		8,017		1,023		4,423
All other articles exported.....		1,271		2,585		5,530		8,304		101,811
Exports, home produce.....		176,347		187,158		186,932		193,909		600,452
“ foreign.....		196,201		1,011		446		126,332		18,877
Total exports (mdsc).....		372,548		188,199		187,378		320,241		619,329
Coin and bullion.....										
Total exports.....		372,548		188,199		187,378		320,241		619,329
“ imports.....		535,438		618,182		839,995		841,045		1,318,940
Total trade.....		907,986		806,381		1,027,373		1,161,286		1,938,269

Recapitulation.

SESSIONAL PAPER No. 10

No. 20—Continued.

IMPORTS.

ITALY.

IMPORTS.

ARTICLES.	1899.		1900.		1901.		1902.		1903.	
	Quantity.	Value.	Quantity.	Value.	Quantity.	Value.	Quantity.	Value.	Quantity.	Value.
Asphaltum or asphalt.....		34,656								
Books, periodicals, pamphlets, &c. (Free.)	129,867		20	481			27			
Breadstuffs—										
Macaroni and vermicelli.....	97,155	4,460	72,425	4,565	105,770	4,725	149,851	8,238	507,645	17,923
All other.....				18						
Totals, breadstuffs.....		4,460		4,613		4,725		8,238		17,923
Drugs, dyes, chemicals, &c.—										
Brimstone.....	4,914,551	58,922	204,548	2,843	6,113,763	56,677	7,640,406	130,875	8,408,982	82,544
Cauwood and sumac, and extracts thereof.....	363,994	6,077	171,235	4,643	358,415	8,002	252,822	5,527	464,464	7,989
Liquorice.....	3,912	672		9,221	1,188	633	4,124	633	6,192	622
All other.....	76	76		30		297		17		104
Totals, drugs, dyes, &c. (Free.)	529	64,628		3,502		2,371		63		1,249
Drugs, dyes, chemicals, &c. (Dut.)	748									
Totals, drugs, dyes, &c.....		64,628		10,988		1,425		650		726
Earthenware and chinaware.....	229									
Fancy goods.....	187									
Fruits—										
Dried fruits, including nuts—										
Currants.....	70									
Figs.....	22									
All other fruits.....	287,359	12,363	900	10	8,529	474	16,290	589	35,082	890
Nuts.....			79,544	4,129	85,215	5,430	271,673	14,689	5,902	397
Totals, dried fruits, &c.....	287,429	12,385	80,444	4,139	143,057	8,409	287,963	15,238	319,919	17,114

3-4 EDWARD VII., A. 1904

No. 20 *Continued.*

TABLE - *Continued.*

IMPORTS. *Continued.*EXPORTS. *Continued.*

ARTICLES.	1899.		1900.		1901.		1902.		1903.	
	Quantity.	Value.	Quantity.	Value.	Quantity.	Value.	Quantity.	Value.	Quantity.	Value.
<i>Fruits. Continued.</i>		%		%		%		%		%
Green or ripe fruits										
Oranges, lemons and limes in boxes of capacity not exceeding 24 cub. ft.	141,239	313,951	86,887	191,173	113,540	329,336	183,233	386,711	122,081	228,012
Oranges, lemons and limes in boxes of capacity not exceeding 11 cub. ft.	35,873	12,127	16,347	19,519	36,310	66,009	8,175	9,358	20,308	18,138
Other		222		123		1,874		9,139		4,333
All other								21		24
Totals, green fruits		336,600		211,115		371,219		405,232		250,507
Preserved or canned fruits:										
(Dut										
(Free		20				1		138		4,327
<i>Recapitulation.</i>										
Fruits		368,987		215,284		379,629		420,608		268,948
(Dut										
(Free		20								
Glass and manufactures of		4,110		753		2,092		4,705		3,627
Gloves and mitts		7,932		325		2,928		308		4,792
Hats, caps and bonnets		2,975		5,166		6,931		5,889		11,330
Marble and manufactures of		822		822		1,091		128		359
Metals and minerals and mfrs. of:		12,145		10,439		10,807		11,650		20,297
(Dut										
(Free		517		1,068		7,411		62		851

SESSIONAL PAPER No. 10

Oils:										
Volatile or essential	Dut. Gall.	836	3,861	539	3,326	541	1,680	500	4,274	4,842
All other	(Free "	2,982 407	3,260 271	1,785 45	2,051 56	2,424 395	2,842 56	7,369 40	4,349 57	4,287 4,646
Totals, oils	(Dut. " (Free "	3,818 407	7,121 271	2,324 45	5,377 56	2,965 395	7,522 56	7,959 40	8,623 57	9,488
Ribbons:										
Salt	Dut. Lbs.	12,312,000	68		18		12			
Salt-stainers effects	Free. Lbs.		11,313	21,357,000	16,585	26,153,440	16,439	34,772,520	32,463	12,733,040
Silks and manufactures of	Dut.		14,061		2,453		1,035	240		9,167
Spirits and wines	"		10,485		12,827		8,375	30,061		57,181
Sugar candy, confectionery, sweet- ened gums and candied peels, glu- cose or grape-sugar and saccharine	Dut. Lbs.	1,344	116	24,360	1,022	2,464	154	19,042	957	1,128
Wood and manufactures of	"		1,528		4,020		293		801	2,481
All other articles imported	(Dut. " (Free "		3,389 588		3,902 1,807		6,071 9,493		6,690 8,511	14,370 27,133
Imports, dutiable										
" free		436,068	112,542		263,538		448,294		526,318	429,653
Total imports (ndisc.)		548,610	225,084		297,066		95,648		177,891	128,641
Coin and bullion					299,040		543,942		704,209	568,294
Total imports							60			
" exports		548,610	125,265		299,040		544,002		704,209	568,294
Total trade		673,875			260,436		315,063		236,899	296,779
					559,496		859,065		941,108	851,064
Recapitulation.										
Imports, dutiable										
" free										
Total imports (ndisc.)										
Coin and bullion										
Total imports										
" exports										
Total trade										

3-4 EDWARD VII., A. 1904

No. 20 Continued.

ITALY—Continued.

EXPORTS.

ARTICLES.	1899.		1900.		1901.		1902.		1903.	
	Quantity.	Value.	Quantity.	Value.	Quantity.	Value.	Quantity.	Value.	Quantity.	Value.
Breadstuffs.....										
Coal.....										
Fish and fish products.....										
Codfish, including haddock, ling and pollock, dry salted.....	11,102	46,731	17,269	83,552	12,593	53,278	19,018	81,681	29,623	128,971
All other.....				1,010						362
Totals, fish, &c.....		46,731		84,562		53,278		81,681		129,333
Metals and minerals and manufactures of.....										
Ships.....	3	5,038	1	5,355	1	5,311	2	37,321	1	40,725
Wood and manufactures of.....	4,376	12,786	6,232	81,000	2,981	19,000	2,222	25,065	1,516	13,626
All other articles exported.....		30		9,308		17,683		10,586		337
				891		2,224		1,192		16,528
<i>Recapitulation.</i>										
Exports, home produce.....		125,265		200,456		315,063		236,499		295,470
" foreign.....								400		300
Coin and bullion.....										
Total exports (mdsc.).....		125,265		200,456		315,063		236,899		295,770
Imports.....		125,265		200,456		315,063		236,899		295,770
" imports.....		518,610		290,040		344,002		704,299		558,291
Total trade.....		673,875		539,496		839,065		911,108		854,061

SESSIONAL PAPER No. 10

No. 20—Continued.

JAPAN.

IMPORTS

IMPORTS.

ARTICLES.	1899.		1900.		1901.		1902.		1903.	
	Quantity.	Value.	Quantity.	Value.	Quantity.	Value.	Quantity.	Value.	Quantity.	Value.
Books, periodicals, &c.		\$ 156		\$ 125		\$ 236		\$ 642		\$ 71
				12		77		181		1,147
Breadstuffs—										
Rice	1,810,008	46,359	1,515,214	36,781	4,200,112	105,753	3,349,539	84,764	3,440,766	105,208
Rice, uncleaned, unhusked or paddy	3,222,258	92,225	30,200	673	506,262	10,537	277,541	5,618	310,981	6,899
All other breadstuffs.		648		1,097		1,728		1,834		2,461
Totals, breadstuffs		139,232		38,551		118,018		92,216		114,568
Brooms and brushes		3,386		4,621		1,537		6,957		13,142
Carpets, mats and rugs		13,843		33,712		34,792		50,475		48,658
Cement									55,788	17,485
Coal, coke, &c.									11,872	58,300
Cotton and mfrs. of		1,334		984		2,365		1,959		1,293
Curtains and shawls		1,263		45		1,417		348		88
Drugs, dyes, chemicals, &c.		2,650		3,550		7,409		10,402		8,974
Earthenware and chinaware		9,087		19,882		22,839		11,673		31,154
Embroideries, N. O. P.		21,114		15,629		25,023		28,408		32,788
Fancy goods		153		168		736		1,014		2,155
Fish and fish products		4,163		3,637		5,184		6,098		6,557
Flax, hemp, jute and mfrs. of		1,029		1,511		1,599		1,504		3,046
Fruits—		21,686		18,100		11,490		14,554		16,090
Oranges, lemons and limes } (Cub. ft. holding capacity.)										
in cases or other packages, } (Dut.)	5,786	3,574	4,942	2,714	17,114	10,136	15,605	10,238	11,194	6,924
N. E. S.		237		29		784		4,969		2,439
All other		66								
Totals, fruits		3,877		2,743		10,920		15,237		9,363

3-4 EDWARD VII., A. 1904

No. 20 *Continued.*
JAPAN *Continued.*

IMPORTS—*Concluded.*

	1899.		1900.		1901.		1902.		1903.	
	Quantity.	Value.	Quantity.	Value.	Quantity.	Value.	Quantity.	Value.	Quantity.	Value.
Articles.										
Metals and minerals and mfrs. of.		1,700		1,151		2,015		2,123		2,104
Dut.		989		1,160		195		10,107		327
Free		295		3,090		1,331		666		30
Mineral and aerated waters		2,938		3,001		3,969		3,319		3,518
Packages, all kinds		3,252		6,533		6,343		6,273		6,151
Paper and mfrs. of.		2,132		2,727		5,310		1,015		6,075
Pickles, sauces, capers, &c.		9,912		17,388		29,617		25,146		37,025
Ribbons		32								82
Silk and manufactures of										
Clothing		52,471		54,617		65,611		66,210		16,309
Fabrics		155,638		215,309		160,252		164,123		268,583
Handkerchiefs		13,686		17,805		24,918		22,681		56,338
All other		6,039		12,563		18,851		18,082		22,327
Free		3								21,600
Totals, silk and mfrs. of.		227,234		300,294		263,662		270,996		363,557
Dut.		3								21,600
Free										
Spices		2,275		2,466		5,087		4,372		4,621
Spirits and wines		648		2,073		1,618		3,229		6,814
Tea		20		1,169						
Dut.		11,635,302		9,083,810		7,412,627		6,429,581		673,213
Free				1,276,736		1,061,459		909,806		1,355,024
Vegetables		698		2,138		2,025		2,085		3,229
Wood and mfrs. of		4,852		9,575		3,217		3,117		1,303
Dut.		45		40		22		209		367
Free		6,267		3,196		5,652		9,115		7,230
All other articles imported		4,099		3,385		4,518		19,151		40,108

SESSIONAL PAPER No. 10

<i>Recapitulation.</i>									
Imports, dutiable.....	466,216	464,319	528,725	589,704	711,335				
" free.....	1,543,531	1,301,215	1,002,140	904,027	746,316				
Total imports.....	2,009,747	1,765,534	1,620,865	1,503,731	1,487,451				
Coin and bullion.....			3						
Total imports (mdsc).....	2,009,747	1,762,534	1,620,868	1,503,731	1,487,451				
" exports.....	133,265	112,308	188,683	293,277	323,181				
Total trade.....	2,145,012	1,874,842	1,809,551	1,797,008	1,812,632				

3-4 EDWARD VII., A. 1904

No. 20 *Continued.*JAPAN—*Concluded.*

EXPORTS.

EXPORTS.

ARTICLES.	1899.		1900.		1901.		1902.		1903.	
	Quantity.	Value.	Quantity.	Value.	Quantity.	Value.	Quantity.	Value.	Quantity.	Value.
Breadstuffs		%								%
Wheat flour			2,379	6,431	3,035	8,110			611	2,167
All other	300	57								512
Totals, breadstuffs	300	6,471				8,110				2,679
Carriages, bicycles, &c.	130	3,021				17,696				6,716
Coal, coke, &c.	5	11,653	3,722	8,298		8,298	1	11,212		3,005
Cotton and manufactures of	6,430	6,320				13,117			5	14,701
Fish and fish products	40,270	47,775	1,462	97,083		97,083				20,350
Fruits	150	74				34			6	158,371
Leather and manufactures of		2,762				12				1,291
Metals and minerals and manufactures of		1,462				5,075				135
Milk and cream, condensed						1,462				14,476
Totals, breadstuffs, &c.						5,075				18,183
Provisions										
Butter	11,782	1,834	10,000	2,498	3,190	717	4,006	1,013	8,181	1,816
Cheese	3,938	597	3,128	551	8,754	935	3,527	821	5,778	1,076
All other		27				237		70		
Totals, provisions		2,458		3,049		1,909		1,901		2,892
Spirits and wines			66	190	78	241	302	998	361	828
Solders effects				1,177				806		2,251
Sugar	1,211,833	42,535								6
Wood and manufactures of										
Planks and boards	195	3,766	966	11,900	1,899	21,123	1,889	25,080	4,275	68,140
All other wood and manufactures of		33,663		10,046		9,048		70		8,691
Totals, wood and mfrs. of		36,819		21,946		30,471		25,150		76,831

SESSIONAL PAPER No. 10

All other articles exported.....	3,346	1,653	6,335	16,678	16,629
<i>Recapitulation.</i>					
Exports, home produce ..	133,139	110,753	187,933	287,806	324,938
" foreign " ..	2,126	1,565	730	3,471	208
Total exports (mdse).....	135,265	112,308	188,683	293,277	325,146
Coin and bullion					35
Total exports	135,265	112,308	188,683	293,277	325,181
" imports.....	2,009,747	1,702,534	1,620,808	1,303,731	1,487,451
Total trade.....	2,145,012	1,874,842	1,809,551	1,797,008	1,812,632

3-4 EDWARD VII., A. 1904

No. 20—Continued.

MEXICO.

IMPORTS.

ARTICLES.	1899.		1900.		1901.		1902.		1903.	
	Quantity.	Value.	Quantity.	Value.	Quantity.	Value.	Quantity.	Value.	Quantity.	Value.
Coffee.....		%		%		%		%		%
(Dut. Lbs.			90	15						
(Free. "	365,277	39,774	319,118	44,033	11,954	4,291	164,610	17,052	77,904	10,013
Cordage, rope and twine.....								49,646		30,897
(Dut.										11,527
(Free.										17,112
Drugs, dyes and chemicals.....								8,004		11,218
(Dut.		1,424		2,759		3,788		15,051		
(Free.										
Fruits.....										
(Dut.				6,970				8,171		
(Free.				1,813		9,586	4,780	8,158	3,503	8,088
Hides and skins other than fur.....	2,510	3,440	1,252	1,813	601	35			1,474	258
(Dut. Lbs.										
(Free. "	30,557	4,051	7,913	1,368		49		3,252		424
Tobacco and infus. of.....				10		11				
(Dut.		83		126						
(Free.		329								30,038
All other articles imported.....										
<i>Recapitulation.</i>										
Imports, dutiable.....		4,947		4,597		13,423		26,461		37,257
" free.....		44,434		52,697		1,337		82,873		88,318
Total imports (mdsc.).....		49,101		57,294		17,760		109,334		125,575
Coin and bullion.....										
Total imports.....		49,104		57,294		17,760		109,334		125,575
" exports.....		103,978		149,590		72,498		82,665		137,634
Total trade.....		153,082		206,884		90,258		191,999		262,609

IMPORTS.

ARTICLES.

Recapitulation.

SESSIONAL PAPER No. 10

No. 20—Continued.
MEXICO—Continued.

EXPORTS.

EXPORTS.

ARTICLES.	1899.		1900.		1901.		1902.		1903.	
	Quantity.	Value.	Quantity.	Value.	Quantity.	Value.	Quantity.	Value.	Quantity.	Value.
Breadstuffs.....		11,575		%		%		%		%
Coal, coke, &c.....	854	2,989	7,882	19,368	6,796	27,184				
Tons.....										
Cordage, rope and twine.....						652				5,821
Cotton and infsr. of.....										16,887
Gunpowder and other explosives.....							650			400
Lbs.....										
Metals and minerals and manufactures of—										
Iron and steel and manufactures of—										
Machinery, N. E. S.....		3,110		31,605		5,078		3,964		3,440
Sewing machines.....	300	4,542	300	4,370	150	2,291	301	5,014	600	9,761
All other metals and minerals and manufactures of.....		625		13,284		9,631		7,439		33,221
Totals, metals, &c.....		8,277		49,459		17,000		16,417		46,422
Settlers' effects.....						100				365
Ships.....	1	35,000							1	11,400
No. Tons.....	155								350	
Spirits and wines.....	2,565	7,528	4,675	12,772	3,369	9,723	5,136	15,545	5,454	16,814
Galls.....										
Wood and manufactures of—										
Planks and boards.....	71	673	54	485		3,284	256	2,063	298	4,204
All other wood and manufactures of.....		17,131		47,783		12,009		33,124		24,871
Totals, wood and manufactures of.....		17,804		48,268		15,293		35,187		29,075
All other articles exported.....		20,805		19,725		2,546		3,586		9,850

3-4 EDWARD VII., A. 1904

No. 20—Continued.

MEXICO—Concluded.

EXPORTS—Concluded.

ARTICLES.	1899.		1900.		1901.		1902.		1903.	
	Quantity.	Value.	Quantity.	Value.	Quantity.	Value.	Quantity.	Value.	Quantity.	Value.
<i>Recapitulation.</i>										
Exports, home produce.....		68,265		149,590		70,435		81,892		105,365
" foreign ".....		35,713				24,063		713		31,669
Totals exports (mdsc.).....		103,978		149,590		72,498		82,605		137,034
Coin and bullion.....										
Total exports.....		103,978		149,590		72,498		82,605		137,034
" imports.....		49,104		57,294		17,760		109,334		125,575
Total trade.....		153,082		206,884		90,258		191,939		262,609

3-4 EDWARD VII., A. 1904

No. 20 Continued.

EXPORTS — Concluded.

NORWAY AND SWEDEN — Concluded.

EXPORTS — Concluded.

ARTICLES.	1899.		1900.		1901.		1902.		1903.	
	Quantity.	Value.	Quantity.	Value.	Quantity.	Value.	Quantity.	Value.	Quantity.	Value.
		%		%		%		%		%
<i>Recapitulation.</i>										
Exports, home produce.....	120,214	81,044	120,299	81,044	45,500	100,828	45,500	100,828	268,515	268,851
“ foreign.....	55								336	
Total exports (value).....										
Coin and bullion.....	120,299	81,044	120,299	81,044	45,500	100,828	45,500	100,828	268,851	268,851
Total exports.....	39,125	60,000	39,125	60,000	58,682	60,621	58,682	60,621	78,738	78,738
“ imports.....										
Total trade.....	159,424	141,041	159,424	141,041	104,182	161,449	104,182	161,449	347,609	347,609

SESSIONAL PAPER No. 10

No. 20—Continued.

PORTUGAL.

IMPORTS.

IMPORTS.

ARTICLES.	1899.		1900.		1901.		1902.		1903.	
	Quantity.	Value.	Quantity.	Value.	Quantity.	Value.	Quantity.	Value.	Quantity.	Value.
Fish and fish products.				1,163		6,692		6,095		11,792
Fruits—										
Eggs			756,597	14,613	752,920	14,730	2,047,885	35,724	1,565,550	33,029
All other				73				1,350		769
Totals, fruits.				14,686		14,730		37,074		33,798
Salt.	3,738,000	3,016	3,347,920	3,274	5,698,440	4,939	13,835,120	9,389	5,475,400	4,974
(Dut. Lbs										
{ Free. "										
Spirits and wines—										
Wines, non-sparking.	22,817	29,513	22,898	31,967	30,035	40,964	29,567	39,274	29,553	43,159
All other spirits and wines.	2	3					20	45		
Totals, spirits and wines.	22,819	29,516	22,898	31,967	30,035	40,964	29,587	39,319	29,553	43,159
Wood and mfrs. of—										
Cork and manufactures of cork-										
wood or corkbark, including										
corkwood.		19,198		21,120		29,212		38,080		17,145
All other wood and mfrs. of.		1,085		1,190		573		7,934		11,639
{ Dut.										
{ Free.										
Totals, wood and mfrs. of.		19,198		21,120		29,215		38,080		17,145
{ Dut.										
{ Free.		1,085		1,190		573		7,934		11,639
All other articles imported.				10		26		38		421
{ Dut.								590		
{ Free.										

3-4 EDWARD VII., A. 1904

No. 20—Continued.

IMPORTS Concluded.

PORTUGAL, Continued.

IMPORTS Concluded.

ARTICLES.	1899.		1900.		1901.		1902.		1903.	
	Quantity.	Value.	Quantity.	Value.	Quantity.	Value.	Quantity.	Value.	Quantity.	Value.
<i>Recapitulation.</i>										
Imports, dutiable.....		63,400		68,930		96,133		120,606		106,315
" free.....		4,101		1,461		4,612		17,913		16,013
Total imports (mdse.)..		67,501		73,394		100,745		138,519		122,328
Coin and bullion.....										
Total imports.....		67,501		73,394		100,745		138,519		122,328
" exports.....		29,641		115,016		83,403		103,495		164,184
Total trade.....		97,142		188,410		186,178		241,014		286,512

SESSIONAL PAPER No. 10

No. 20—Continued.
PORTUGAL—Concluded.

EXPORTS.

EXPORTS.

ARTICLES.	1899.		1900.		1901.		1902.		1903.	
	Quantity.	Value.	Quantity.	Value.	Quantity.	Value.	Quantity.	Value.	Quantity.	Value.
Fish and fish products—		‰		‰		‰		‰		‰
Cod, including haddock, ling and pollock, dry salted Cwt.	4,034	12,628	11,271	58,924	10,856	51,601	18,469	79,739	21,554	91,212
All other						1,154		25		55
Totals, fish &c		12,628		58,924		52,758		79,764		91,267
Wood and mfrs. of—										
Deals, spruce and other St. Hd.	744	16,548	1,568	39,495	1,123	24,702	724	24,871	1,461	61,417
All other				16,597		7,915		713		11,139
Totals, wood and mfrs. of		16,548		56,092		32,617		25,584		72,556
All other articles exported		465				28		147		361
<i>Recapitulation.</i>										
Exports, home produce		29,641		115,016		85,375		105,495		164,184
" foreign						28				
Total exports (nduse)		29,641		115,016		85,403		105,495		164,184
Coin and bullion										
Total exports		29,641		115,016		85,403		105,495		164,184
" imports		67,501		73,394		100,775		138,519		122,328
Total trade		97,142		188,410		186,178		244,014		286,512

34 EDWARD VII., A. 1904

No. 20—Continued.

IMPORTS.

RUSSIA.

IMPORTS.

ARTICLES.	1899.		1900.		1901.		1902.		1903.	
	Quantity	Value.	Quantity	Value.	Quantity	Value.	Quantity	Value.	Quantity	Value.
Furs and skins, of										
(Dut.		1,811		13,481		16,713		28,018		31,607
(Free		5,900		8,257		20,023		75,201		123,631
Hides and skins other than fur		8,300		19		6,527				9,713
(Dut.		585		1,107		2,120				2,897
(Free										31,000
Metals and minerals and mfrs. of						579				500
(Dut.		142,790		512		530		853		1,498
(Free		1,332		1,156		15,067		353		1,830
Settlers' effects		153		87		15				
All other articles imported										
<i>Recapitulation.</i>										
Imports, dutiable		6,758		15,804		33,900		28,909		39,202
" free		157,223		8,855		27,670		75,554		166,674
Total imports (in dwt.)		163,981		24,659		61,570		104,463		205,876
Coin and bullion										
Total imports		163,981		24,659		61,570		104,463		205,876
" exports		55,648		70,568		45,681		49,018		224,583
Total trade		219,629		95,217		107,251		153,481		430,459

SESSIONAL PAPER No. 10

No. 20—Continued.

RUSSIA—Concluded.

EXPORTS.

EXPORTS.

ARTICLES.	1899.		1900.		1901.		1902.		1903.	
	Quantity.	Value. %	Quantity.	Value. %	Quantity.	Value. %	Quantity.	Value. %	Quantity.	Value. %
Breadstuffs.....		25		385						
Carrriages, &c., and parts of.....		686				263				71,993
Coal..... Tons.	1,592	5,572			221	442		600	1,292	225
Fish.....		10,100		432						3,876
										8,400
Metals and minerals and wifs. of—										
Iron and steel and manufactures of:		11,362		35,599		39,806		32,955		121,925
Agricultural implements.....		16,872		21,434		1,868		11,130		510
All other metals and minerals and manu- factures of.....		28,234		57,033		41,674		44,085		122,435
Totals, metals, &c.....										
Ships.....			1	1						
			949	11,688						
Wood and manufactures of.....		9,331						74		41
All other articles exported.....		1,700		1,020		3,302		2,549		17,613
<i>Recapitulation.</i>										
Exports, home produce.....		55,648		70,530		45,681		49,018		224,502
" foreign.....				28						81
Total exports (home, &c.).....		55,648		70,558		45,681		49,018		224,583
Coin and bullion.....										
Total exports.....		55,648		70,558		45,681		49,018		224,583
" imports.....		163,981		24,659		61,570		104,463		205,876
Total trade.....		219,629		95,217		107,251		153,481		430,459

SESSIONAL PAPER No. 10

Hides and skins other than fur.....	Free.....	10							49,201		
(Dut.....)									1		
Metals and minerals and mfrs. of.....	Free.....	22,753							10,601		42,810
(Dut.....)		5,157							25,605		28,311
Packages, all kinds.....	Free.....	6,157,920							11,591		16,343
(Dut.....)									19,216,160		
Salt.....	Free.....										
Spirits and wines—											
Spirits.....	Dut. Galls.....	182	3,206						4,597	2,232	3,073
Wines, non-sparking.....	" ".....	85,693	177,385						118,364	208,250	125,704
Wines, sparkling.....	" ".....		8						19	40	158
Totals, spirits and wines.....	" ".....	85,875	180,799						122,980	210,322	128,935
Vegetables.....	Dut.....	1,033							5,662		14,525
Wood and mfrs. of—											
Cork and other mfrs. of corkwood (Dut.....)		60,984							65,715		77,631
or cork bark, including corkwood (Free.....)		1,182							1,557		11,414
All other.....	(Dut.....)										
(Free.....)											
Totals, wood and mfrs. of.....	(Dut.....)	60,984							65,715		77,631
(Free.....)		1,182							1,557		11,414
All other articles imported.....	(Dut.....)	1,376							3,114		4,212
(Free.....)		162							100		2,463
<i>Recapitulation.</i>											
Imports, dutiable.....		506,147							507,080		782,957
free.....		6,871							73,739		74,295
Total imports (mdse).....		513,018							640,839		857,192
Coin and bullion.....											
Total imports.....		513,018							640,839		857,192
" exports.....		59,178							161,823		138,563
Total trade.....		572,196							802,662		995,745

SESSIONAL PAPER No. 10

No. 20—Continued.

ST. PIERRE.

IMPORTS.

IMPORTS.

ARTICLES.	1899.		1900.		1901.		1902.		1903.	
	Quantity.	Value.	Quantity.	Value.	Quantity.	Value.	Quantity.	Value.	Quantity.	Value.
Fish and fish products—										
Cod, haddock, ling and pollock, dry salted.....	802,747	26,526	1,063,684	40,044	36,544	1,256	2,065,940	78,921	522,200	18,296
All other.....		9,673		2,547		105		1,534		740
Totals, fish, &c.....		36,199		42,591		1,361		80,455		19,036
Furs and skins.....		560		2				45		
Hides and skins other than fur.....		2,419		2,413		790		449		944
Junk, old, and oakum.....	478	475	570	593	980	521	201	355	190	956
Metals and minerals and mfrs. of.....		36		237	£			80		817
Spirits and wines.....		299		1,117		1,706		650		356
All other articles imported.....		81		164		325		887		1,241
		111		22		485		91		21
<i>Requisition.</i>										
Imports, dutiable.....		36,569		43,723		2,021		81,899		22,005
" Free.....		3,864		4,145		3,502		1,590		2,277
Total imports (mdse).....		40,433		47,868		6,123		83,489		24,282
" and ballion.....										
Total imports.....		40,433		47,868		6,123		83,489		24,282
" exports.....		297,052		233,994		227,194		204,312		277,687
Total trade.....		247,485		281,862		233,317		287,801		301,969

34 EDWARD VII., A. 1904

ARTICLES.	1899.		1900.		1901.		1902.		1903.	
	Quantity.	Value.	Quantity.	Value.	Quantity.	Value.	Quantity.	Value.	Quantity.	Value.
	‰	‰	‰	‰	‰	‰	‰	‰	‰	‰
Ale, beer and porter	87	36	72	52			31	16	10	10
Animals, living—										
Cattle	1,334	22,500	1,291	23,491	1,254	22,171	1,047	18,731	1,583	31,938
Horses	1	75	3	350	15	1,450	1	50	7	680
Sheep	2,516	6,596	2,387	6,219	2,065	5,818	2,818	7,086	2,762	7,626
Swine	464	2,020	451	2,553	272	1,929	313	2,238	248	2,242
All other		2,758		2,323		2,747		2,499		1,353
Totals, animals, living		33,958		34,039		35,739		31,204		46,839
Breadstuffs—										
Biscuits and bread	358	1,483	301	1,619	137	839	107	758	114	767
Flour of wheat	810	2,942	1,757	6,030	1,165	3,848	2,459	8,473	1,562	6,440
All other breadstuffs		1,097		1,119		3,570		1,810		2,459
Totals, breadstuffs		5,522		8,768		8,257		11,041		9,666
Carrriages, &c., and parts of		94		396		181		259		133
Coal	9,662	20,396	10,840	23,749	11,203	29,351	9,492	22,354	16,729	53,185
Cordage, rope and twine		678		699		920		255		348
Cotton and manufactures of		2,714		2,657		4,557		5,321		3,922
Drugs, dyes, chemicals, &c.		191		607		1,078		535		353
Fish and fish products—										
Codfish, including haddock, ling and pollock, dry salted	1,448	190	1	4			134	589		
Lobsters, canned	169	356	269	649	157	367	154	399	141	431
Oysters, fresh		179		399		219		3,908		212
All other										
Totals, fish and fish products		725		1,052		586		5,113		643

No. 20—Continued.

EXPORTS.

ST. PIERRE Continued.

EXPORTS.

SESSIONAL PAPER No. 10

Fruits	1,912	917	3,151	622	2,198	1,445	1,705
Hay	6,298	812	8,549	624	6,781	7,809	6,873
Leather and manufactures of—							
Boots and shoes	10,769		9,790		8,264	9,019	6,031
All other	73		67		81	44	85
Totals, leather and mfts. of	10,842		9,857		8,345	9,063	6,116
Metals and minerals and mfts. of—							
Iron and steel and manufactures of							
Castings	408		767		53	72	297
Stoves	1,035	88	827	106	989	708	1,011
All other iron and steel and mfts. of	4,747		2,544		5,030	5,036	3,346
Tin and manufactures of	354		250		383	513	681
All other metals and minerals and manufactures of	148		60		954	131	263
Totals, metals, &c.	6,692		4,398		7,409	6,460	5,508
Provisions—							
Butter	182,869	27,802	141,020	152,871	30,855	27,111	28,655
Eggs	26,044	3,206	23,977	29,343	3,826	3,073	4,750
Meats—							
Bacon and hams	3,133	328	2,622	6,348	514		39
Beef	57,219	4,007	41,326	38,352	3,153	2,184	3,198
Mutton	7,978	378	5,880	9,073	614	173	188
Pork	29,875	1,622	45,970	52,311	3,503	2,845	2,720
All other provisions	1,686		761		969	1,473	1,451
Totals, provisions	39,029		32,817		43,464	36,839	41,301
Salt							
Bush.			3,500	5	2	5	6
Ships	2		81			1	
Tons	6,950	1,211	45,000			700	
Soap							
Lbs.	34,665	1,733					
Spirits and wines	28,713	4,894	4,289	5,890	2,509	1,139	722
Tea	18,061	2,492	15,440	17,446	2,793	1,032	2,705
Tobacco and manufactures of	61,661	16,319	83,737	75,887	16,447	16,361	13,522
Sugar and molasses		2	32		472	212	186
Vegetables—							
Potatoes	21,577	6,493	25,647	24,499	7,717	5,716	6,939
All other	2,870		2,511		1,517	1,612	2,182
Totals, vegetables	9,363		8,836		9,234	7,338	9,421

3-4 EDWARD VII., A. 1904

No. 20 *Continued.*Exports *Concluded.*ST. PIERRE, *Concluded.*Exports *Concluded.*

ARTICLES.	1899.		1900.		1901.		1902.		1903.	
	Quantity.	Value.	Quantity.	Value.	Quantity.	Value.	Quantity.	Value.	Quantity.	Value.
Vinegar.....		3,830								
		%		%		%		%		%
	25,000									
Units.....	Galls.									
Wood and manufactures of										
Lumber.....		16,403	1,061	11,174	1,854	23,200	1,291	15,126	1,063	11,922
Planks and boards.....	M. ft.	3,133		1,816		1,321		1,129		833
Staves and headings.....		1,306		283		4,186		1,353		2,886
All other lumber.....		2,540	538	483	2,191	3,081	1,575	1,702	1,579	2,138
Slingles.....	M.	4,086		2,500		3,830		6,025		4,970
All other manufactured wood.....		924		883		2,610		2,310		2,886
Wood, manufactured.....		98,392		17,139		38,228		33,645		25,637
Totals, wood and mfrs. of.....		4,060		4,176		8,440		6,146		6,886
All other articles exported.....										
<i>Recapitulation.</i>										
Exports, home produce.....		195,666		226,126		212,094		195,503		227,549
" foreign.....		11,386		7,868		15,100		8,809		10,138
Total exports (misc.).....		207,052		233,994		227,194		204,312		237,687
Coin and bullion.....										40,000
Total exports.....		207,052		233,994		227,194		204,312		277,687
" imports.....		40,433		47,868		6,123		83,189		21,292
Total trade.....		247,485		281,862		233,317		287,501		301,989

SESSIONAL PAPER No. 10

No. 20—Continued.

SWITZERLAND.

IMPORTS.

IMPORTS.

ARTICLES.	1899.		1900.		1901.		1902.		1903.	
	Quantity.	Value. %	Quantity.	Value. %	Quantity.	Value. %	Quantity.	Value. %	Quantity.	Value. %
Books, periodicals, &c. (Dut.		6		29						
Free.		77								57
Cocoa beans, nibs, paste, chocolate and preparations of (Dut. Lbs.	3,442	892	5,359	1,454	8,637	2,145	7,100	2,156	12,300	3,955
Free.										
Cottons and nifs. of—		113,866		193,414		202,177		238,552		289,079
Embroideries, white (Dut.										
Fabrics, gray and white, unbleached or bleached (Dut.	133,109	8,376	105,093	8,278	388,494	11,477	89,042	10,316	68,542	5,681
Fabrics, coloured, printed or dyed, N. O. P. (Dut.	58,002	9,945	46,792	7,739	111,881	9,139	79,373	15,750	112,590	15,594
Handkerchiefs (Dut.		14,310		6,922		16,921		7,796		12,272
All other (Dut.		13,071		13,129		8,175		14,834		18,370
Free.										
Totals, cotton and nifs. of. (Dut.		159,962		229,482		247,889		286,948		340,996
Free.										
Curtains (Dut.		33,653		32,485		40,113		39,380		57,286
Drugs, dyes, chemicals, &c.—										
Aniline dyes and coal-tar dyes, in bulk or packages of less than 1 lb. (Dut.	7,640	3,157	16,264	7,025	31,398	11,844	31,461	11,791	28,240	9,757
All other (Dut.		4,437		12,291		9,744		12,634		10,798
Free.		2,021		967		232		2,559		1,977
Totals, drugs, dyes, &c. (Dut.		4,437		12,291		9,744		12,634		10,798
Free.		5,178		7,992		12,076		14,350		11,734

3-4 EDWARD VII., A. 1904

No. 20—Continued.

SWITZERLAND—Continued.

IMPORTS—Continued.

ARTICLES.	1899.		1900.		1901.		1902.		1903.	
	Quantity.	Value.	Quantity.	Value.	Quantity.	Value.	Quantity.	Value.	Quantity.	Value.
Embroideries, N. O. P.		8,377		9,906		15,065		17,268		25,291
Fancy goods.		15,335		15,632		15,216		21,280		51,145
Flax, hemp, jute and mfrs. of.		10,116		11,193		5,429		11,260		9,365
Metals and minerals and mfrs. of.		330		68		611		3,261		3,620
Milk, condensed.		1,347		9,100		61		19		128
Milk food and other similar preparations.	18,200				7,800		19,976		10,100	1,149
Musical instruments.		9,798		8,530		6,210		7,671		11,420
Knives.		4,305		3,323		503		281		
Knives.		1,680		2,737		225		2,027		275
Ribbons.		98,026		34,682		32,948		49,668		97,285
Silk and mfrs. of—										
Fabrics.		155,596		98,752		109,374		161,115		144,373
All other.		3,005		2,037		3,844		3,178		8,833
Totals, silk and mfrs. of.		930		1,061		410		410		
Totals, silk and mfrs. of.		158,601		100,780		113,218		164,293		153,206
Free.		339		1,061				410		
Watches and parts of.		36,471		69,005		90,057		128,556		129,348
Wool and mfrs. of.		5,525		5,828		7,227		3,768		10,044
All other articles imported.		11,838		4,363		8,204		11,925		15,898
Free.		683		81		222		1,151		7,904

SESSIONAL PAPER No. 10

<i>Recapitulation.</i>	Imports, dutiable.....	557,497	530,680	595,114	763,812	923,891
	" free.....	8,548	11,871	12,692	18,021	20,186
	Total imports (mdse).....	566,545	542,551	607,716	781,833	944,077
Coin and bullion.....						
	Total imports.....	566,545	542,551	607,716	781,833	944,077
" exports.....	2,758	800	739	15,173	7,539	
Total trade.....	569,303	543,351	608,455	797,006	951,676	

No. 20 -Continued.

EXPORTS.

SWITZERLAND. - Concluded.

EXPORTS.

ARTICLES.	1899.		1900.		1901.		1902.		1903.	
	Quantity.	Value.	Quantity.	Value.	Quantity.	Value.	Quantity.	Value.	Quantity.	Value.
Animals, living		2,226								
Metals and minerals and mfrs. of		332		800				11,417		5,275
All other articles exported						739		37,536		2,321
		%		%		%		%		%
		2,226		800		739		11,417		5,275
		332						37,536		2,321
<i>Recapitulation.</i>										
Exports, home produce		522		386		632		12,706		7,433
" foreign		2,236		411		107		2,467		166
Total, exports (mdse)		2,758		800		739		15,173		7,599
(Coin and bullion)										
Total exports		2,758		800		739		15,173		7,599
" imports		566,545		542,351		607,716		781,833		944,077
Total trade		569,303		543,351		608,455		797,006		951,676

SESSIONAL PAPER No. 10

No. 20—Continued.

TURKEY.

IMPORTS.

IMPORTS.

ARTICLES.	1899.		1900.		1901.		1902.		1903.	
	Quantity.	Value. \$	Quantity.	Value. \$	Quantity.	Value. \$	Quantity.	Value. \$	Quantity.	Value. \$
Carpets, mats and rugs.....		6,586		6,243		1,760		650		969
Coffee		3,431		575		2,568		12		
Drugs, dyes, chemicals &c— Liquorice paste.....	1,356,991	88,656	1,077,375	69,638	1,104,672	72,927	1,198,069	74,878	957,538	60,151
Ortarr or attar of roses and oil of roses.....	409	1,868			200	633				
All other.....		439		818				271		1,656
		722								
Totals, drugs, dyes &c.....		89,095		70,456		72,927		75,149		61,807
		2,590				633				
Embroideries, N.O.P.....		633		757		297				
Fruits— Figs.....	299,722	16,073	389,204	23,060	531,854	29,605	1,260,089	41,378	969,836	39,629
Raisins	353,275	25,576	957,450	53,964	334,536	28,474	541,865	32,950	725,737	43,684
All other.....		3,313		1,146		6,248		11,080		11,730
Totals, fruits		44,962		78,170		64,327		85,408		95,043
Hides and skins other than fur.....										
Packages, all kinds.....		590		1,846		1,233		29,734		65,078
						777		941		1,639
Seeds and bulbous roots.....		3,863		1,595		2,319		3,883		5,921
Tobacco and mfrs. of.....				2,701		872		2		5
All other articles imported.....		1,169		3,323		2,100		4,187		2,543
		200						30		10

3-4 EDWARD VII., A. 1904

No. 20—Continued

TURKEY—Continued.

IMPORTS—Concluded.

ARTICLES.	1899.		1900.		1901.		1902.		1903.	
	Quantity.	Value.	Quantity.	Value.	Quantity.	Value.	Quantity.	Value.	Quantity.	Value.
		%		%		%		%		%
Imports, dutiable	146,898	165,001	146,898	144,509	146,898	170,220	146,898	167,927	146,898	167,927
" free	6,221	1,454	6,221	4,437	6,221	30,383	6,221	65,088	6,221	65,088
Total imports (in <i>lira</i>)	153,119	166,455	153,119	148,946	153,119	201,103	153,119	233,015	153,119	233,015
Coin and bullion	153,119	166,455	153,119	148,946	153,119	201,103	153,119	233,015	153,119	233,015
" exports	8,346	166,455	8,346	4,025	8,346	23,041	8,346	3,479	8,346	3,479
Total trade	161,465	166,455	161,465	152,971	161,465	224,144	161,465	236,494	161,465	236,494

Recapitulation.

SESSIONAL PAPER No. 10

No. 20—Continued.

TURKEY—Concluded.

EXPORTS.

ARTICLES.	1899.		1900.		1901.		1902.		1903.	
	Quantity.	Value.	Quantity.	Value.	Quantity.	Value.	Quantity.	Value.	Quantity.	Value.
		%		%		%		%		%
Cordage, rope and twine.....						3,800		18,986		
Fish.....		2,500						3,427		105
Metals and minerals and manufactures of.....		192								570
Wood and manufactures of.....		5,157				135		628		2,804
All other articles exported.....		587								
<i>Recognition.</i>										
Exports, home produce.....		8,346				4,025		23,041		3,479
" foreign ".....										
Total exports (induse').....		8,346				4,025		23,041		3,479
Coin and bullion.....										
Total exports.....		8,346				4,025		23,041		3,479
" imports.....		153,119				148,946		201,103		233,015
Total trade.....		161,465				152,971		224,144		236,494

3-4 EDWARD VII., A. 1904

No. 20—Continued.
UNITED STATES.

IMPORTS.

IMPORTS.

ARTICLES.	1899.		1900.		1901.		1902.		1903.	
	Quantity.	Value.	Quantity.	Value.	Quantity.	Value.	Quantity.	Value.	Quantity.	Value.
		%		%		%		%		%
Ale, beer and porter.....	243,541	74,318	254,117	109,200	238,472	93,063	292,818	90,668	369,538	139,261
Animals, living:										
Cattle.....	1,831	67,248	2,799	67,315	8,323	182,227	9,587	150,130	37,573	481,889
Dut. No.			515	47,165	148	23,218	1,331	54,690	598	88,221
Free, ".....	288	23,125								
Horses.....	14,970	454,929	11,752	362,006	8,850	274,905	18,050	570,593	29,891	860,672
Dut. ".....					246	83,839	380	189,238	660	597,330
Free, ".....	341	100,565	379	116,657						
Horses imported temporarily for exhibition purposes.....	637	116,099	856	221,650	976	241,177	2,392	486,180	1,601	562,484
Dut. ".....	39,243	86,701	43,698	99,590	83,272	162,104	139,227	358,215	79,894	299,476
Free, ".....	30	1,290	54	2,415	40	810	56	1,519	88	2,194
Sheep.....	191,119	9,358	183,703	10,711	141,478	8,071	116,366	6,812	19,745	1,626
Dut. Lbs.	61	1,691	47	941	69	1,748	83	1,785	42	761
Free, No.										
Dut. ".....										
Free, ".....										
All other.....		8,582		7,220		11,756		16,129		9,719
All other animals imported temporarily for exhibition purposes.....		1,473		2,671		21,921		14,362		15,381
Totals, animals, living.....		708,726		628,579		660,240		1,124,874		1,607,979
		292,825		398,722		383,772		707,963		1,186,690
Articles imported by, or for the use of, the Dominion Government, or any of the Departments thereof, or by and for the Senate and House of Commons, &c.....		656,112		373,956		1,090,815		1,870,997		381,795
Asphaltum or asphalt.....	53,348	57,911	53,323	64,330	52,111	61,328	64,982	91,416	61,719	80,928
Baking powder.....	325,984	90,067	387,120	102,206	377,070	110,132	306,476	81,107	363,917	108,324
Books, periodicals, &c.....										
Advertising pamphlets, pictorial show cards, circulars, &c.....		56,754		57,027		53,597		68,503		79,243
Bibles, prayer books, psalm and hymn books and religious tracts,	256,421		237,662		233,923		282,205		353,326	

SESSIONAL PAPER No. 10

Books not printed or reprinted in Canada for use of colleges, &c., free libraries, college libraries, &c., and law societies and being the property of the organized authorities of such library and not in any case the property of individuals.	Free.	52,124	53,726	52,641	59,355	64,452
Labels for fruits, vegetables, meats, fish, &c.	Dut.	38,696	48,538	37,446	55,750	84,428
Newspapers, and quarterly, monthly and semi-monthly magazines, and weekly literary papers, unbound.	Free.	102,000	107,340	113,444	109,069	124,035
Periodical and pamphlets, N.E.S.	Dut.	477,351	464,343	526,881	512,435	544,376
Posters advertising bills and folders	Lbs.	13,137	16,979	91,507	22,615	24,029
All other	{ Free.	107,151	146,188	151,903	169,192	218,563
	{ Dut.	23,925	51,378	53,248	63,634	86,031
Totals, books, &c.	{ Free.	695,089	732,175	792,317	828,495	950,639
	{ Dut.	270,152	363,920	349,029	353,663	414,538
Boots and shoes and shippers of all kinds except rubber and leather.	Dut.	21,290	22,417	41,931	17,471	42,211
Braces and suspenders, and metal parts of.	Dut.	40,040	34,637	36,213	54,948	63,731
Breadstuffs—						
Biscuits all kinds.	Dut.	27,991	27,546	18,190	17,114	18,849
All other, N.E.S.	{ Free.	128,258	158,294	195,431	315,133	393,065
	{ Dut.	2,581	3,983	3,783	4,328	6,651
Totals, breadstuffs, N.E.S.	{ Dut.	156,229	185,750	213,621	332,247	411,944
	{ Free.	2,581	3,983	3,783	4,328	6,651
Grain—						
Barley	Dut.	67,407	214,874	32,346	3,423	1,638
Beans	"	45,363	37,951	19,105	19,849	26,352
Corn	{ Free.	278,113	697,544	163,554	290,037	487,654
	{ Dut.	8,966,890	6,961,970	6,484,181	2,480,397	3,250,329
Oats	Dut.	292,003	1,315,721	946,313	127,541	106,662
Pease	"	9,139	20,902	16,471	20,441	17,617
Rye	"	368,937	57,318	310,160	239,404	473,651
Wheat.	"	8,111,325	5,947,489	6,370,313	7,217,137	5,556,745
All other	{ Free.	33	72	41	29	754
	{ Dut.	867	206	328	1,281	34,763
Totals, grain.	{ Dut.	7,944,681	5,497,638	7,857,775	7,917,885	6,633,048
	{ Free.	8,967,737	6,962,176	6,484,509	2,481,678	3,251,653

3-4 EDWARD VII., A. 1904

No. 20—Continued.

IMPORTS—Continued.

UNITED STATES—Continued.

IMPORTS—Continued.

ARTICLES.	1899.		1900.		1901.		1902.		1903.	
	Quantity.	Value.	Quantity.	Value.	Quantity.	Value.	Quantity.	Value.	Quantity.	Value.
Breadstuffs:										
Grain products—										
Bran, mill feed, &c.										
Indian or corn meal.	49,924	61,318	40,388	71,266	27,219	90,352	26,136	101,519	25,390	106,518
Oatmeal.	2,621,841	82,275	1,109,301	76,413	3,756,777	57,684	577,251	12,881	68,633	65,131
Wheat flour.	69,239	42,159	55,555	25,391	181,843	153,500	49,961	122,881	714,531	29,498
All other.		232,681		71,882		70,810		135,408		33,818
		63,473						75,500		89,412
Totals, grain products.		490,906		430,735		413,590		413,741		392,915
Recapitulation.										
Breadstuffs.		8,591,516		6,114,203		8,514,986		8,693,871		7,437,907
		8,970,338		6,960,159		6,488,292		2,489,006		3,257,704
Bricks, clays and tiles—										
Bricks, building—	2,574	29,239	1,623	16,285	2,733	19,851	3,495	31,406	2,722	21,200
" fire and stove linings, N. P. S.		32,474		29,467		28,644		39,752		29,100
" fire for use in process of manufacture.		74,024		13,716		344,303		276,414		295,753
China clay.	14,812	6,775	99,340	19,651	38,611	14,398	15,335	9,979	38,888	15,069
Drain pipes, sewer pipes, chimney linings or vents, chimney tops and inverted blocks, glazed or unglazed.		28,015		34,795		45,634		50,229		47,295
Fire clay, unmanufactured.		19,759		47,577		70,993		54,891		55,953
All other.		20,633		42,903		14,768		21,053		25,216
		8,895		5,667		14,105		16,474		12,311
Totals, bricks, &c.		101,341		122,690		168,894		141,440		125,811
		109,453		324,758		443,999		356,858		379,626

SESSIONAL PAPER No. 10

Bristles.....	Free.	52,783	35,032	54,807	37,347	30,040	23,170	60,714	38,689	65,781	42,454
British gum, dextrine, sizing cream and enamel sizing.....	Lbs.	663,136	25,262	830,583	30,742	689,265	29,500	683,368	33,580	939,442	49,082
Broom corn.....	Free.	108,149	65,585	125,360	209,440	202,487	165,251
Brooms and brushes.....	Dut.	71,951	86,646	79,162	96,884	115,128
Buttons.....	Free.	2,581	6,733	440,720	4,210	85,145	86,666	110,153
Candles, all kinds.....	Dut.	57,924	29,588	48,065	917,485	147,6	2,815	2,606
Carpets, mats and rugs.....	"	36,508	34,665	100,900	754,474	80,702	776,458	82,244
.....	"	21,334	26,655	33,936
Carriages—											
Bicycles and tricycles.....	Dut. No.	26,714	496,129	14,535	234,140	10,874	152,829	5,849	81,246	4,426	59,106
Box and flat cars.....	No.	314	311,213	677	338,382	204,305	119,980	116,578
Buggies, all kinds.....	"	659	42,562	677	4,254	751	276,997	984	66,479	276	61,558
Carts, pleasure, all kinds.....	"	166	33,014	682	40,902	859	53,787	1,245	42,511	1,063	66,398
Farm and freight wagons.....	"	2,424	7,105	139	5,240	40	1,665	60	3,220
Passenger cars, all kinds.....	"	104,236	1,739	80,592	1,191	60,990	2,625	125,446	4,263	196,286
Railway cars, parts of.....	"	72,495	22	27,016	109	46,337	36	45,611	52	56,651
Sleighs and cutters.....	No.	420	178,665	945	372,334	134,591	311,684	312,625
Wheelbarrows, trucks and hand cars.....	"	8,094	25,381	9,567	40,413	7,170	41,941	12,887	44,707	12,337	63,504
All other.....	"	58,597	175,503	57,725	104,011	153,833
Totals, carriages, &c.....	"	1,335,588	1,333,913	1,045,688	1,356,891	1,101,253
Cement—											
Portland.....	Dut. Cwt.	90,867	42,701	79,754	39,913	435,847	217,683	1,183,408	563,641	609,170	305,491
All other.....	"	10,177	15,636	11,162	24,869	18,441
Totals, cement.....	"	52,878	55,549	228,845	588,510	323,932
Clocks, clock keys and clock move- ments.....	Dut.	156,696	173,117	174,874	197,948	212,749
Coal and coke—											
Coal, anthracite.....	Free. Tons.	1,745,332	6,490,147	1,654,401	6,602,912	1,919,841	7,871,406	1,632,451	7,021,939	1,394,675	6,683,649
" bituminous.....	Dut. "	2,123,112	3,609,389	2,891,443	4,410,140	2,649,768	3,191,623	3,204,627	3,924,670	3,642,296	7,803,648
" dust.....	Free. "	271,684	37,978	322,098	84,241	400,389	258,051	469,568	234,339	332,175	434,225
Coke.....	Dut.	188,747	353,883	187,665	363,712	398,743	679,915	244,975	775,474	241,085	1,452,287
All other (clarcoal).....	"	8,863
Totals, coal, coke, &c.....	(Dut. Tons.) (Free. "	2,394,746 1,884,049	3,647,367 6,846,030	3,213,541 1,812,006	4,494,381 7,108,624	3,020,157 2,228,584	5,449,674 8,551,321	3,074,195 1,897,426	6,159,229 7,737,713	8,246,736 7,833,936
Cocoa beans, milks, paste, chocolate and preparations of.....	Dut. Lbs. (Free. "	565,215 147,143	114,920 24,345	543,751 221,765	140,246 33,292	483,923 294,333	123,336 49,227	531,656 207,020	130,816 32,005	736,643 594,709	173,382 83,548

SESSIONAL PAPER No. 10

N.O.P.	Dut. Yds.	769,600	7,215,079	584,121	5,874,656	336,686	7,956,563	599,165	6,666,442	543,342
Jerms, cottiles and saccons imported by corset and dress-stay-makers, &c.	"	90,264	1,255,926	109,832	1,050,185	92,227	936,002	84,298	1,031,928	96,631
Sewing thread on spools.	"	90,321	102,928	112,120	101,794	123,461
Shoets and bed quilts and damask of cotton, N. O. P.	"	19,765	16,463	11,349	13,257	18,191
Shirts, all kinds.	" Doz.	7,174	3,712	13,898	4,625	21,373	7,434	38,095	22,530	88,376
Socks and stockings.	Dut. Doz. Pcs.	7,796	6,626	6,425	3,532	3,419	13,384	11,188	28,050	29,686
Hostiery, N. E. S.	"	3,794	7,930	12,892	20,154
Uncoloured cotton fabrics—										
Serims and widow serims, cambrie cloths, &c.	Dut. Yds.	11,484	155,727	13,132	104,187	6,481	59,794	3,290	131,661	11,000
Velvets, velveteens and plush fabrics, N. E. S.	"	22,043	80,283	28,572	105,899	37,728	188,908	51,046	211,565	61,310
Yarns, cotton.	Free. Lbs.	55,666	178,508	42,466	136,213	46,956	717,150	82,902	151,211	55,263
Yarns, knitting hostiery or other cotton yarns.	Dut. "	32,585	144,878	32,671	85,804	21,207	96,947	18,669	68,053	14,892
All other.	(Free.)	172,394	158,706	178,196	181,818	304,944
	(Free.)	93,802	135,051	119,289	133,140	287,891
Totals, cotton and mtrs. of.	(Dut.)	1,679,221	1,520,655	1,368,696	1,603,917	1,763,491
	(Free.)	3,416,064	4,491,375	5,148,970	6,047,530	6,582,639
Curtains and sliams.	Dut.	88,986	92,049	55,437	69,238	74,485
Dressing, harness, leather and shoe.	"	53,451	48,212	47,910	54,000	57,763
Drugs, dyes and chemicals, &c.—										
Acids, all kinds.	Dut.	82,759	48,807	65,077	32,543	51,183	99,963	49,615	48,387	35,222
Alkazine and artificial alazine.	Free. Lbs.	10,217	8,677	5,477	8,849	11,052
Alum, in bulk only, ground or unground, and alum cake.	"	2,588,189	2,671,219	33,000	2,627,176	31,008	3,814,371	42,149	4,496,376	46,877
Aniline dyes and coal tar dyes in bulk or packages of not less than one pound.	"	66,387	369,485	117,074	314,679	110,381	379,194	136,451	489,634	174,491
Arsenic.	"	28,873	223,290	10,608	153,355	8,148	81,879	4,473	223,736	7,365
Brimstone, crude.	"	132,672	5,719,582	58,217	6,972,136	72,649	3,361,658	41,530	3,650,832	39,770
Chloride of lime.	"	6,853	730,200	17,262	1,057,365	16,561	1,438,104	21,388	1,387,551	21,956
Cream of tartar in crystals.	"	16,193	161,613	28,411	269,370	44,131	274,792	44,832	239,480	40,850
Extract of logwood.	"	111,225	3,725,043	144,943	4,394,344	151,350	8,221,036	288,079	10,564,038	367,460
Gelatine and isinglass.	Dut.	16,293	132,796	20,765	65,798	20,433	49,056	29,206	60,830	23,723
Glycerine.	"	45,518	291,340	40,455	238,597	33,260	114,603	15,970	74,233	10,473
Gums.	(Free.)	1,356,557	1,558,198	224,681	3,145,944	644,006	4,628,792	868,074	4,279,074	856,624
Indigo.	"	77,009	42,005	39,450	233,436	53,072	49,892	32,341	32,880	21,944
Liquorice.	Dut.	24,296	350,351	29,610	406,498	34,172	694,601	51,783	1,062,090	81,645
Logwood and fustic, ground.	Free.	12,328	483,478	9,460	293,027	6,123	409,536	10,305	417,797	3,620
Proprietary medicines, all kinds.	Dut.	235,506	257,011	268,440	277,768	337,129
Quicksilver.	Free. Lbs.	92,829	80,707	49,223	136,429	92,179	93,244	54,363	99,424	55,747
Quinine, salts of.	" Ozs.	44,293	29,389	8,966	32,755	11,805	38,806	11,355	30,593	7,648

3-4 EDWARD VII., A. 1904

No. 20 Continued.

IMPORTS—Continued.

UNITED STATES Continued.

IMPORTS—Continued.

ARTICLES.	1899.		1900.		1901.		1902.		1903.	
	Quantity.	Value. \$	Quantity.	Value. \$	Quantity.	Value. %	Quantity.	Value. %	Quantity.	Value. %
Drugs, dyes and chemicals— <i>Cont.</i>										
Sulphuric.....	395,008	15,251	463,576	17,860	410,622	16,735	733,636	27,493	1,001,856	40,425
Soda, bicarbonate of.....	2,318,990	34,710	2,410,397	43,117	1,856,159	40,182	2,220,211	38,511	2,581,153	48,885
Soda, nitrate of, soda ash, soda caustic, soda bicarbonate of, sd. soda and silicate of soda in crys- tals or solution.....	15,181,006	149,958	11,400,978	188,198	16,224,138	218,168	15,466,710	217,849	18,533,211	261,015
Sulphate of copper (blue vitriol).....	1,522,001	58,255	1,466,326	77,853	1,430,105	70,658	1,353,333	58,661	1,818,614	73,302
Terra japonica, gambier or cutch	171,025	15,553	566,680	18,661	351,150	14,132	397,511	19,708	506,613	28,772
Vanilla, crude only.....	4,862	23,331	10,295	21,720	4,701	23,391	5,699	21,320	6,317	21,465
Vaseline.....	181,602	8,209	255,589	10,150	240,587	8,186	208,766	8,341	310,475	11,446
All other.....		309,892		297,455		301,531		307,740		310,475
		316,095		299,618		321,830		357,240		313,187
Totals, drugs, dyes, &c.....		768,381		773,795		771,258		780,531		809,731
		1,327,483		1,373,414		1,917,007		2,261,460		2,397,801
Earthenware and chinaware.....		136,254		189,387		162,369		241,135		258,665
Electric apparatus.....		539,260		830,857		922,795		1,350,505		1,580,021
Embroideries, N. O. P.....		4,807		8,743		8,031		11,150		13,674
Fancy goods— Bead ornaments and statuettes; N. E. S.....		3,396		4,682		7,018		9,447		14,360
Boxes, fancy ornamental cases and writing desks, &c.....		32,114		34,387		38,222		35,710		38,611
Brands, bracelets, cords, &c.....		125,957		139,867		103,575		105,085		136,198
Feathers.....		75,920		78,969		43,065		46,690		36,922
Flowers, artificial.....		71,961		66,626		58,676		61,991		65,038
Laces, hair collars and similar goods, &c.....		21,439		35,177		31,982		35,078		42,179
Toys and dolls of all kinds.....		62,166		69,974		69,161		81,373		79,845

SESSIONAL PAPER No. 10

All other.....	Dut.	13,759	17,583	9,096	14,616	18,923
Totals, fancy goods.....		406,732	446,606	361,013	389,990	432,076
Fertilizers.....	(Dut.	59,037	61,543	70,781	78,743	106,070
	(Free.	45,827	54,756	101,391	110,898	89,751
Fisheries, articles for use of.....	(Dut.	5,263	6,914	12,197	18,146	22,108
	(Free.	233,730	298,310	321,205	333,681	361,243
Fish and fish products—						
Cod, haddock, ling and pollack, fresh, imported otherwise than in barrels.....	Dut. Lbs.	32,965	32,015	857,897	25,582	753,894
" " dry salted.....		623	692	22,379	1,542	42,465
" " smoked.....		7,803	8,383	91,657	1,750	38,706
Oysters, shelled in bulk.....	" Galls.	163,599	178,732	166,096	197,701	205,804
Oysters, canned, prepared or pre- served.....	" Lbs.	51,082	62,065	467,565	46,972	403,943
Salmon, fresh.....	" "	21,748	87,405	31,917	101,088	69,586
All other.....	(Dut.	107,377	121,642	115,691	109,950	137,088
	(Free.	1,313	1,133	517	1,113	374
Totals, fish, &c.....	(Dut.	391,197	491,534	415,954	485,185	516,204
	(Free.	1,313	1,133	517	1,113	374
Flax, hemp and jute and mfrs. of—						
Bags or sacks of linen, hemp and jute.....	Dut.	11,592	5,820	12,554	10,421	9,038
Carpeting, rugs, matting and mats	"	6,021	4,358	3,652	2,377	4,337
Damask of linen, stair linen, diaper, napkins, doylies, tray cloths, quilts and light articles of linen, N. O. P.....	"	9,958	11,113	11,085	14,339	10,131
Hemp, undressed.....	Free. Cwt.	305,985	396,503	299,026	669,057	453,385
Jute cloth, as taken from the loom, not coloured, cropped, mangled, pressed, calendered, nor finished in any way.....	" Yds.	1,289	1,898	285,047	30,771	805,889
Jute, flax or hemp yarn, plain, dyed or coloured, jute canvas, not pressed or calendered, im- ported by manufacturers of car- pets, rugs and mats, jute web- bing or jute cloth, hammocks, twines and floor oil cloths and towels, for use in the manufac- ture of any of those articles only in their factories.....	" Lbs.	425,089	34,861	43,210	38,550	504,426

3-4 EDWARD VII., A. 1904

IMPORTS—Continued.

UNITED STATES Continued

No. 20 Continued.

IMPORTS—Continued.

Articles.	1899.		1900.		1901.		1902.		1903.	
	Quantity.	Value. %	Quantity.	Value. %	Quantity.	Value. %	Quantity.	Value. %	Quantity.	Value. %
Flax, hemp and jute, and wfs., of— <i>Con.</i>										
Linen duck, canvas, buckracks, or other wfs. of flax, N. E. S.	7,912	10,480	15,576	11,429	11,429	18,998
Linen thread.....	7,786	4,364	2,921	7,577	28,508	28,508	11,016
All other.....	28,632	31,297	28,656	28,607	28,607	45,789
Free.....	28,738	41,978	18,430	6,922	6,922	13,665
Totals, flax, hemp, &c.....	61,509	65,372	75,805	82,681	82,681	99,189
.....	450,330	178,240	376,296	745,500	745,500	534,453
Fruits										
Dried fruits, including nuts										
Apples, dried.....	143,329	9,433	258,178	18,149	97,930	7,158	91,517	6,001	151,053	8,747
Currants.....	530,549	19,179	771,661	28,518	849,526	65,553	1,213,403	57,905	1,037,623	33,996
Dates.....	214,945	8,367	148,028	5,785	76,406	3,170	298,018	9,191	973,555	11,618
Figs.....	193,310	10,529	240,667	16,935	241,036	12,554	140,752	7,873	180,034	11,333
Prunes.....	2,166,763	83,982	3,410,065	131,639	3,807,753	130,918	5,085,677	172,662	5,790,998	151,160
Raisins.....	2,441,121	114,256	2,926,871	173,168	3,435,825	232,295	3,161,991	175,392	4,863,705	296,883
All other, N. E. S.....	795,763	62,752	2,163,906	148,027	1,965,586	116,552	1,696,877	125,018	3,126,004	171,887
Nuts—Almonds.....	172,432	20,028	131,338	22,255	141,068	19,605	193,257	22,668	337,920	40,363
Brazil.....	141,083	15,102	139,232	7,561	53,612	5,043	71,246	5,908	156,768	12,891
Pecans.....	431,979	20,580	383,282	19,834	509,177	30,280	595,924	36,208	731,030	42,839
Walnuts, not shelled.....	155,254	12,065	189,291	17,713	148,580	16,265	237,798	19,114	372,331	34,862
All other nuts.....	2,005,257	77,439	3,630,598	124,132	3,885,199	119,278	3,018,328	127,593	3,741,404	166,176
Totals, fruits, dried.....	9,394,723	456,492	13,756,180	715,804	15,271,688	758,971	15,747,768	766,133	20,702,438	982,695
Green or ripe fruits										
Apples, green.....	17,226	43,685	18,717	59,476	26,105	73,417	23,250	89,287	28,263	79,830
Bananas.....	519,655	506,644	515,746	517,791	479,368	578,239	724,777	714,807	874,218	774,737
Blackberries, gooseberries, rasp- berries, &c., N. E. S.....	1,462,457	83,806	1,270,869	93,595	1,079,652	80,366	1,064,641	94,192	1,068,055	89,409
Cranberries.....	23,206	36,400	33,014	42,254	13,570	26,199	26,395	52,679	17,168	37,412
Grapes.....	576,987	27,569	666,904	34,717	581,908	30,418	681,860	37,136	608,337	36,855

SESSIONAL PAPER No. 10

All other.....	Dut.....	160,096	177,855	195,808	223,104	236,942
Totals, leather and mfrs. of.....	"	1,436,600	1,606,913	1,458,973	1,466,382	1,530,248
Marble and mfrs. of.....	Dut.....	86,026	79,696	77,914	102,056	128,062
Metals and minerals and mfrs. of—						
Brass and mfrs. of—						
Brass in bolts, bars and rods, in coils or otherwise in lengths, not less than 6 feet, unmanufactured, sheets or plates, not polished, planished or coated.....	Free, Cwt.	56,264	65,812	70,823	70,575	87,692
Brass, old and scrap, or in blocks.....	"	121,508	132,018	119,504	145,319	159,576
Brass tubing, not bent or otherwise manufactured, in lengths not less than 6 feet.....	"	27,640	32,458	33,274	85,418	98,678
Brass wire, plain.....	"	49,061	72,816	71,880	88,994	85,624
All other.....	Dut, "	28,415	21,899	21,913	23,697	16,512
Free.....	Free, "	336,200	383,979	368,118	408,509	525,704
Totals, brass and mfrs. of.....		77,199	75,399	85,897	121,540	130,674
Dut.....		364,615	405,878	390,031	432,206	542,216
Free.....		331,672	378,703	381,378	511,846	562,214
Copper and mfrs. of—						
Copper in bars, rods and bolts, in coils or otherwise in lengths, not less than 6 feet, unmanufactured, sheets or plates, not polished or coated, &c.....	Free, Cwt.	261,841	553,006	511,340	759,943	810,742
Copper in pigs or ingots.....	"	117,061	187,859	205,198	246,111	244,559
Copper tubing, in lengths not less than 6 feet, and not polished, bent or otherwise manufactured.....	"	200,217	138,240	129,996	185,306	240,626
Copper wire, plain, tinned or plated.....	"	29,128	52,198	46,600	43,133	53,022
All other.....	Dut, "	45,111	150,439	162,262	80,836	74,448
Free.....	Free, "	33,225	71,074	46,672	49,482	59,181
Totals, copper and mfrs. of.....		78,336	27,938	13,851	20,701	13,929
Dut.....		644,210	221,513	148,934	139,318	133,629
Free.....		644,210	950,241	960,985	1,255,224	1,392,878

SESSIONAL PAPER No. 10

Axles, springs, axle bars, N. E.S., and axle blanks and parts thereof of iron or steel, for railway or tramway or other vehicles.....	Dut. Lbs.	1,177,400	36,654	1,573,300	37,290	3,152,600	60,552	2,634,500	76,302	742,300	35,120
Bar iron or steel rolled, whether in coils, bundles, rods or bars comprising rounds, ovals, squares and flats, rolled shapes, N.O.P.....	"	296,647	382,753	179,062	339,839	245,431	396,355	382,051	705,721	379,511	704,954
Cast iron pipe of every description.....	"	98,563	96,418	24,667	59,977	31,035	49,302	21,734	35,167	24,664	73,062
Castings, iron or steel in the rough, N.E.S.....	"		110,499		295,672		161,379		196,074		234,830
Chains, all kinds.....	"		80,119		122,743		122,179		137,367		208,168
Cream separators and steel bowls for.....	Free		152,697		130,741		193,811		336,010		404,916
Cutlery.....	Dut.		52,482		62,297		68,319		88,587		88,108
Engines, locomotives for rail-ways, N.E.S.....	No.	67	398,118	72	446,097	67	497,401	90	748,129	87	1,106,521
Engines, fire.....	"		1,590	6	7,660	2	2,854	4	2,376		
Engines, gasoline.....	"									445	136,869
Engines and boilers, steam.....	"	322	103,187	532	258,168	652	319,691	775	348,683	848	370,237
Fire extinguishing machines.....	"		30,936		31,589		22,611		19,327		20,576
Fittings, iron or steel, for iron or steel pipe.....	"	3,509,615	164,467	3,664,062	235,059	3,911,556	199,220	3,865,754	232,088	5,326,840	343,626
Forging of iron or steel, of whatever shape or size, or in whatever stage of manufacture, N.E.S., and steel shafting, turned, compressed or polished; and hammered iron or steel bars or shapes, N.O.P.....	"	2,515,246	59,648	1,297,229	62,263	1,965,690	70,332	2,710,163	90,186	2,833,666	112,148
Hardware, viz.: builders' cabinet-makers; upholsters; harness-makers; saddlers and carriage hardware, including curry combs and horse boots, N.E.S.....	"		523,007		544,709		501,983		593,443		703,796
Hoop, band scroll or strips of iron or steel.....	Cwt.	178,290	115,432	64,757	104,097	57,164	110,744	54,424	122,097	41,773	88,217
Iron or steel beams, sheets, plates, angles, knees and cable chains for wooden, iron, steel or composite ships or vessels.....	Free	1	22,785		52,571	44,392	65,231	20	60		
	"	41,623	50,148	53,928	96,560	98,984	280,544	28,634	56,156	14,639	28,750

SESSIONAL PAPER No. 10

ing machines, coal augers and rotary coal drills, &c. Vide item 559 schedule B, of Customs Tariff Act 60-61, Viet. chap. 16, 1897.	Free.....	281,631	678,065	1,496,098	791,733	951,220
Machinery and structural iron for beet root sugar factories.	Dut. No. 166	74,578	186	57,301	260,336	603,142
Portable steam engines.....	"			270	555	543,907
Printing presses, printing machines, rolling machines, book-binders, book-binding, ruling, embossing and paper cutting machines.	"	247,484	295,939	345,093	247,780	297,064
Sewing machines and parts of.	" No. 7,414	154,753	9,240	199,580	242,693	324,975
Threshers and separators.	" " 290	78,261	116,277	41,123	146,271	313,720
Typewriting machines.....	" " 1,387	91,898	109,067	1,748	130,196	173,113
Windmills.....	" " 346	15,337	16,971	447	29,373	58,146
All other machines, &c.....	"	1,969,838	2,921,974	3,167,651	3,404,223	4,113,245
	"	22,915	28,358	35,687	41,960	82,335
Totals, machines, &c.....	"	2,632,352	3,827,709	3,933,617	4,451,872	5,804,230
	"	394,606	706,423	1,531,785	1,489,252	1,636,697
Malleable iron castings and iron or steel casting, N. F. S.....	Dut. Cwt. 6,229	16,298	4,368	3,181	5,511	72,988
Muskets rifles and other fire-arms.....	"	73,580	88,995	103,982	158,334	226,751
Nails and spikes.....	" Lbs. 1,472,501	32,802	78,462	2,842,879	54,851	37,765
Pumps, N. F. S.....	"	112,952	170,281	177,814	186,424	227,907
Railway fish plates.....	" Tons 5,474	123,693	183,115	4,394	75,069	68,807
Rolled iron or steel angles, tees, beams, channels, joists, girders, zees, stars or rolled shapes, or trough bridge, building or structural rolled sections, or shapes, not punched, drilled or further manufactured than rolled, N. F. S. and flat eye bar blanks not punched, or drilled.....	"					
Rolled iron or steel angles, tees, beams, channels, girders and other rolled shapes or sections, weighing less than 35 lbs. per lineal yard, not punched, drilled or further manufactured than rolled, N. O. P.....	" Cwt. 232,212	241,534	631,735	292,003	452,620	274,637
	"	94,301	147,304	189,959	144,915	121,752
	"	105,542	123,166	128,596	297,991	72,360
	"	90,030	123,166	128,596	128,596	121,752

3-4 EDWARD VII., A. 1904

No. 20—Continued.

IMPORTS—Continued.

UNITED STATES—Continued.

IMPORTS—Continued.

ARTICLES.	1899.		1900.		1901.		1902.		1903.	
	Quantity.	Value.	Quantity.	Value.	Quantity.	Value.	Quantity.	Value.	Quantity.	Value.
Metals and minerals and mfrs. of— <i>Con.</i>										
Iron and steel and mfrs. of— <i>Con.</i>										
Steel in bars, bands, hoops, scroll or strips, sheets or plates, of any size, thickness or width when of greater value than 25c. per lb., N. O. P.	85,615	181,372	329,271	732,392	105,650	312,138	107,495	385,253	96,366	442,992
Steel for saws and straw cutters, cut to shape but not further manufactured										
Steel rails	8,097	60,505	21,199	247,718	12,288	109,215	9,507	85,487	12,881	118,819
Stoves	3,454	63,159	3,086	86,945	4,052	112,520	3,180	67,520	4,225	86,233
Surgical and dental instruments and surgical needles	1,982,844	1,621,115	1,866,652	1,960,721	2,152,741	2,868,801	1,179,913	1,377,237	1,185,127	1,470,787
Tools and implements										
Tubing										
Universal mill or rolled edge bridge plates imported by manufacturers of bridges										
Wire, barbed fencing wire	1,116,700	25,861	1,328,600	41,211	1,313,800	44,223	2,267,300	69,438	2,277,400	69,945
Wire, galvanized, No. 9, 12 and 13 gauge										
Wire or several covered with cotton, linen, silk, mhaber or other material, &c., N. E. S.	36,866	38,388	51,330	97,247	63,571	87,598	27,317	44,357	55,460	89,535
Wire, all other	161,863	306,484	170,507	456,318	137,657	362,323	297,492	751,537	267,477	629,851
Wrought iron or steel nuts and washers, iron or steel rivets, bolts with or without threads, nut and bolt blanks, T and	114,035	187,393	133,315	294,864	113,127	291,300	260,658	474,725	280,653	597,200
	2,916,730	290,459	3,500,793	456,141	2,612,332	340,752	2,194,381	296,473	1,640,528	251,162
	8,287,442	265,063	6,265,105	281,333	4,860,558	223,112	5,420,024	215,939	6,184,340	226,505
	19,656	33,101	8,287	36,520	5,602	38,833	5,103	21,359	3,769	19,009

SESSIONAL PAPER No. 10

strap hinges and hinge blanks, N. E. S.	Dut. Lbs.	76,673	2,043,564	95,300	1,917,594	78,691	2,256,923	90,962	1,495,153	94,502
Wrought scrap iron and scrap steel, being waste or refuse, fit only to be remanufactured, &c.	" Cwt.	278,301 1,861,095 261,705	605,907	500,706 2,411,643 337,749	229,832	148,551 2,445,566 523,298	217,405	164,029 2,579,072 504,588	97,085	72,330 2,689,078 773,157
All other, iron and steel, &c.	{ Free	12,925,420 3,833,594		17,750,473 5,338,422		16,161,355 6,892,495		18,462,592 6,524,835		21,179,488 7,070,186
Totals, iron & steel & mfrs. of	{ Dut. { Free									
Lead and mfrs. of—										
Bars and m sheets	Dut. Cwt.	7,479	5,549	16,723	5,217	24,822	2,980	5,261	1,431	7,119
Old, scrap, pig and block	" "	54,572	19,463	65,709	69,831	56,516	98,421	40,771	76,476	30,674
All other	{ Free	18,812 321		32,805 574		34,259 1,124		22,685 9,021		27,108 36,918
Totals, lead and mfrs. of.	{ Dut. { Free	135,321 321		115,237 574		115,577 1,124		68,717 9,021		64,901 36,918
Tin and mfrs. of—										
Tin in blocks, pigs and bars	Free. Cwt.	20,449	11,347	307,040	13,876	367,016	16,815	326,559	15,238	428,153
Tin plates and sheets	" "	5,976	8,364	40,114	21,962	87,913	38,685	127,872	32,606	107,820
Tin foil	" Lbs.	244,492	323,696	25,806	277,751	36,971	365,909	38,174	334,268	36,290
All other	{ Dut. { Free	79,379 5,019		88,451 4,119		106,580 1,488		98,582 2,137		103,894 3,354
Totals, tin and mfrs. of.	{ Dut. { Free	79,379 247,711		88,451 387,424		106,580 493,838		98,582 494,742		103,894 578,217
Zinc and mfrs. of—										
Spelter in blocks and pigs	Free. Cwt.	3,474	4,488	22,353	11,692	46,428	7,238	29,111	2,193	11,336
Zinc, in blocks, pigs, sheets and plates	" "	1,789	7,913	34,567	4,439	23,236	5,634	22,249	3,785	23,560
All other	{ Dut. { Free	8,101 3,991		8,054 269		5,882 269		5,381 47		9,168 88
Totals, zinc and mfrs. of.	{ Dut. { Free	8,101 33,424		8,054 57,189		5,882 69,684		5,381 51,407		9,168 34,984
Miscellaneous metals and minerals and mfrs. of—										
Aluminum in ingots, blocks or bars, strips, sheets or plates	Free. Lbs.	27,709	20,304	6,920	12,550	4,640	287,655	27,070	61,027	10,976
Asbestos in any form other than crude, and all mfrs. of	Dut.	30,133	43,613	47,339	47,339	22,332	21,735	35,053	48,751	71,220
Rabbit metal	" "	16,307	17,825	17,936	17,936	14,987	14,987	14,987	14,987	17,763
Black lead	" "									
Britannia metal, mfrs. of, not plated	" "	23,207	20,504	20,504	20,504	20,264	20,264	22,774	22,774	21,155

SESSIONAL PAPER No. 10

other purposes; also, news- paper columns and bases for the same, including matrices or copper shells for the same.	Dut. Sq. in.	546,751	10,658	475,850	8,817	495,009	8,182	452,449	9,401	558,398	12,773
Stenoclypes, electrotypes and celluloid newspaper columns in any language other than French and English, and of books, and bases and matrices and copper shells for the same, whether composed wholly or in part of metal or celluloid.	Free. "	569,443	14,007	639,980	13,578	818,492	27,396	778,707	24,573	655,500	17,245
Type printing.	Dut. "		50,916		47,234		46,993		40,396		53,596
Wire or brass, zinc, iron or steel, screwed or twisted, or flattened and corrugated, for use in con- nection with nailing machines for the manufacture of boots and shoes.	Free, Lbs.	122,385	24,170	381,776	47,860	110,708	26,903	96,041	31,148	75,099	28,435
All other.	Dut. "		61,288		61,037		60,638		95,897		106,561
	Free.		47,416		116,245		60,434		128,865		303,329
Totals, miscellaneous metals, &c.	{ Dut. "		633,737		710,085		711,001		867,027		1,064,675
	{ Free.		223,838		440,707		476,229		443,973		873,986
<i>Recapitulation.</i>											
Metals and minerals and mfrs. of.	{ Dut. "		14,458,526		19,538,456		17,877,393		20,316,131		23,396,428
	{ Free.		5,314,680		7,792,260		9,224,783		9,291,420		10,521,943
Milk, condensed.	Dut. Lbs.	1,551,970	141,978	2,422,168	242,718	1,089,693	97,411	640,564	49,776	263,013	18,407
Milk food and other similar prepara- tions.	" "		13,459		28,389		32,360		20,509		26,144
Musical instruments— Cabinet and pipe organs.	Dut. No.	196	15,063	263	15,890	215	15,046	231	13,527	397	18,696
Pianofortes.	" "	476	82,413	536	98,023	553	97,275	658	105,524	680	124,788
Pianos, parts of.	" "		95,898		117,423		133,473		134,269		126,793
All other.	{ Dut. "		69,332		73,321		61,715		67,088		72,865
	{ Free.								23,792		36,863
Totals, musical instruments.	{ Dut. "		262,736		304,657		307,509		320,348		343,142
	{ Free.								23,792		36,863
Mustard and mustard cake— Mustard, ground.	Dut. Lbs.	232,245	14,259	274,663	16,425	245,937	13,978	208,235	13,221	274,514	17,733
All other.	" "		7,178		5,789		6,427		8,199		8,126
Totals, mustard, &c.	" "		21,437		22,214		20,405		21,420		25,859

SESSIONAL PAPER No. 10

Optical instruments, &c.	{ Dut.	196,726	174,439	185,446	198,865
	{ Free.	17,493	21,438	44,631	31,471
Packages, all kinds.	{ Dut.	1,409,290	1,744,308	1,754,229	1,495,940
	{ Free.	17,053	23,707	136	
Paintings in oil or water colours, prints, engravings, drawings, and building plans, photographs and pictures, N. E. S.	{ Dut.	540,859	161,952	195,980	229,535
	{ Free.	101,200	232,995	183,788	134,277
Paints and colours— Colours dry, N. E. S.	{ Dut. Lbs.	37,284	41,014	53,047	66,734
Colours and paints, pulped or ground in oils or other liquids, and all liquid, prepared or ready mixed paints, N. E. S.	{ " "	75,541	1,919,754	110,766	2,063,803
Dry white and red lead, orange mineral and zinc white.	{ " "	117,563	5,895,174	256,538	8,571,227
Lampblack and ivory black.	{ Free. "	17,831	17,204	19,342	393,900
Latarge.	{ Cwt.	5,601	2,007	10,300	9,859
Ultra-marine blue, dry or in pulp. All other.	{ Dut. Lbs.	47,696	10,941	12,394	15,581
	{ Free.	8,660	49,153	80,107	68,422
	{ Dut.	278,084	386,267	500,458	656,446
	{ Free.	41,765	52,773	60,063	70,874
Paper and manufactures of— Aluminized and other papers and films chemically prepared for photographers use	{ Dut.	104,435	106,095	100,084	91,997
Cards for playing	{ Packs.	26,639	29,422	364,054	35,763
Cardboard, pasteboard, in sheets or cut to size, N. E. S.	{ " "	26,758	32,688	37,610	34,680
Envelopes.	{ M	20,860	18,695	21,767	26,595
Felt or straw board, tarred or not tarred	{ " "	17,367	31,617	44,410	85,565
Hanging or wall paper, in rolls viz.: Borders and borderings.	{ " Rolls.	2,642	2,082	2,509	190,840
Hangings or wall paper.	{ " "	79,021	100,800	176,627	2,538,628
Paperetines, pads not printed, paper mache ware, N. O. P., and manu- factures of paper, N. E. S.	{ " Lbs.	297,065	302,450	337,885	348,392
Printed paper.	{ " "	134,130	252,589	214,382	250,515
Ruled, border, coated and boxed papers	{ " Lbs.	5,198	9,956	29,443	78,242
Wrapping	{ " Lbs.	13,225	16,852	31,966	23,346
All other.	{ Free.	315,323	421,549	442,191	409,861
	{ Dut.	541	4	340	
Totals, paper and mfrs.	{ Dut.	1,012,663	1,324,795	1,473,666	1,575,736
of.	{ Free.	541	4	340	

SESSIONAL PAPER No. 10

All other meats	Dut.	72,457	85,982	90,227	48,316
Totals, provisions	(Free)	2,783,144	3,002,672	2,462,865	1,774,896
		1,280	2,553	3,416	3,180
Rags of cotton, linen, jute and hemp, &c	Free, Cwt.	169,480	320,590	133,075	181,667
woolen, paper waste or clippings, &c	"	45,686	50,107	47,482	41,897
Rennet, raw and prepared	"	111,723	121,749	147,603	194,039
Resin or rosin	"	33,490	100,216	132,465	160,454
Ribbons	Dut.	33,490	40,139	48,781	47,846
Salt	(Free, Lbs.)	30,183	11,230,788	33,373	14,528,329
Sausage casings	(Dut., Lbs.)	7,700	18,882,485	13,618	3,961,380
	(Free, Lbs.)	44,697	44,669	47,281	48,239
		102	71	71	7
Seeds and bulbous roots— Flax seed	Free, Lbs.	1,298,516	13,950,589	662,696	48,772,067
Garden, field and other seeds for agricultural or other purposes, N. O. P., when in bulk or in large parcels	Dut.	506,091	551,575	417,619	442,511
Garden, field and other seeds for agricultural or other purposes, N. O. P., when in small papers or parcels	"	3,803	5,185	6,128	9,134
All other	(Free)	430	754	707	1,051
		11,285	25,692	23,807	41,871
Totals, seeds, &c	(Dut., Lbs.)	510,324	557,514	424,454	452,689
	(Free)	1,279,801	688,388	1,748,580	1,345,629
Settlers' effects	Free	2,385,724	2,915,603	3,751,363	5,287,883
Ships and vessels, ship's boilers, steam engines and machinery, &c	Dut.	200,935	328,873	118,086	246,484
Silks and mfrs. of— Clothing	Dut.	43,019	66,031	55,986	54,988
Fabrics	"	119,670	106,839	96,917	91,068
Silk, raw or as reeled from the cocoon, not being doubled, twisted or advanced in manu- facture in any way	Free, Lbs.	277,708	78,589	261,637	307,229
Velvets, velveteens, plush fabrics, N. E. S.	Dut., Yds.	30,420	22,117	10,066	31,639
All other	(Free)	39,476	38,978	38,978	52,627
		12,017	15,562	15,712	17,750
Totals, silk and mfrs. of	(Dut., Yds.)	292,585	292,392	265,624	233,469
	(Free)	289,725	277,199	346,246	384,979

3-4 EDWARD VII., A. 1904

No. 20—Continued.

UNITED STATES—Continued.

IMPORTS—Continued.

ARTICLES.	1899.		1900.		1901.		1902.		1903.	
	Quantity.	Value.	Quantity.	Value.	Quantity.	Value.	Quantity.	Value.	Quantity.	Value.
		\$.		\$.		\$.		\$.		\$.
Slate and manufactures of..... Dut.		30,055		49,387						
Soap..... Lbs.	2,262,433	165,814	2,504,055	181,662	3,284,741	66,805	3,362,458	68,071	4,863,525	77,851
Spices..... Lbs.	803,271	76,563	818,636	76,787	673,789	63,520	879,078	71,829	882,733	63,520
Spirits and wines..... Gall.	294,663	89,983	174,620	79,215	168,378	82,769	177,063	83,750	213,934	91,204
Sponges..... Lbs.	2,067,639	19,737	1,292,425	21,799	995,215	25,336	892,799	29,823	1,031,583	31,692
Stone and manufactures of..... Dut.		103,383		132,120		40,355		38,176		45,302
Free.....		46,190		55,626		129,819		183,691		181,751
Total.....		149,573		187,746		170,174		161,867		227,053
Sugar, molasses, &c.—										
Sugar..... Lbs.	23,130,530	685,078	33,358,192	1,025,689	19,719,636	580,440	21,345,548	573,425	4,863,525	136,705
Sugar candy, confectionery, sweet- ened gums and candied peel, &c.										
Dut.....	3,394,214	103,030	6,034,790	167,580	9,572,199	228,290	5,448,577	179,239	1,980,746	122,875
Free.....	563,474	110,653	1,219,138	330,131	733,733	212,080	589,950	137,855	704,091	167,655
Total.....	3,957,688	213,683	7,253,928	660,711	10,305,932	440,370	6,038,527	317,094	2,684,837	290,530
Syrup or molasses..... Lbs.	1,427,086	33,562	3,787,058	66,331	1,751,301	32,730	1,262,710	24,184	524,467	12,853
Dut.....	101	11	3,584	343	600	7	7	300	2,900	314
Free.....										
Total.....	1,427,187	44,573	3,790,642	66,674	1,751,901	32,737	1,262,717	24,484	527,367	13,167
Totals, sugar, molasses, &c. (Dut. + Free)		962,323		1,589,754		1,053,540		914,703		439,488
Dut.....		11		343		7		300		314
Free.....		951,312		1,586,411		1,046,533		911,403		439,174
Tallow..... Lbs.	13,370	559	25,876	1,386	84,639	4,42	25,212	1,722	41,054	3,142
Tea.....	827,762	156,736	211,904	44,524	144,106	29,621	369,350	75,320	630,634	62,346
Tobacco and manufactures of..... Dut.		96,250		253,919		228,263		100,625		211,889
Free.....	11,819,822	1,691,065	9,738,123	1,661,117	9,250,013	1,518,283	11,820,099	2,065,153	13,834,930	2,357,531
Tobacco pipes of all kinds, pipe mounts, cigar and cigarette holders and cases for same, snoker's sets and cases therefor, and tobacco pouches..... Dut.		22,144		20,305		18,650		27,315		34,667
Trunks, valises, hat boxes, carpet bags, satchels, tool bags or baskets, portmanteaus, fly books and parts thereof, N.O.P.....		41,778		42,458		40,783		49,566		76,414

SESSIONAL PAPER No. 10

Turpentine, spirits of	Dut. Gall.	607,050	228,966	725,396	359,657	808,588	309,095	729,081	311,797	778,964	434,708
Varnish, lacquers, &c.	(Free	37,235	54,282	39,994	59,270	54,827	89,965	68,695	102,547	72,730	108,681
)	461	257	1,280	294	961	326	645	570	979	736
Vegetables—											
Melons	Dut. No.	211,147	10,224	212,989	10,370	156,657	9,620	189,394	12,247	262,617	16,330
Potatoes	" Bush.	64,082	40,886	101,710	69,689	136,666	88,649	81,771	87,470	407,425	228,609
Tomatoes and other vegetables, including corn and baked beans, in cans or other packages, N. E. S.	" Lbs.	839,338	35,122	1,194,148	58,619	929,641	48,671	544,176	33,440	3,467,619	123,162
Vegetables, fresh or dry salted, N. O. P.	"		150,535		152,596		177,868		139,853		150,774
All other	"		36,186		40,026		52,586		68,458		88,134
Totals, vegetables	"		272,453		330,650		377,394		342,468		607,009
Watches and parts of—											
Webbing	Dut.	348,243	68,364		406,633		511,063		575,654		700,474
	"				78,697		82,773		106,881		110,896
Wood and manufactures of—											
Barrels	(Dut. No.	37,771	46,199	30,015	30,474	32,054	32,999	22,723	22,856	28,497	29,018
	(Free		3,356		6,384		10,674		5,457		10,834
Cane, reed or rattan, manufactured or unmanufactured	(Dut.	28,526	28,526		34,676		38,348		38,044		45,455
	(Free		15,432		6,468		6,641		17,711		25,954
Corkwood or cork bark, manufactured or unmanufactured	(Dut.	15,429	15,429		14,488		10,804		13,522		12,535
	(Free		52,115		66,433		71,221		70,846		81,715
Feloes of hickory wood, rough sawn to shape only, or rough sawn and bent to shape, not planed, smoothed or otherwise manufactured	"		33,403		41,604		24,585		24,869		42,337
Fence posts and railway ties	"		129,779		181,021		238,877		248,374		132,679
Furniture	Dut.	292,974	363,581		402,396		443,368		443,368		518,273
Hickory spokes, rough turned, not teoned, mitred, throated, faced, sized, cut to length, round tenoned or polished	Free		89,814		116,931		99,471		122,307		131,639
Mouldings, plain, gilded or otherwise further manufactured	"		32,829		32,102		39,145		45,670		58,376
Logs and round unmanufactured lumber, N. E. S.	Free		406,753		431,407		261,585		664,778		389,034
Lumber, timber, planks and boards—											
Cherry, chestnut, gumwood, hickory and whitewood	Free, M. ft.	6,918	208,321	7,623	272,462	5,730	197,380	5,543	186,872	7,439	305,637
Mahogany	"	929	53,277	494	47,296	393	44,436	940	111,784	411	53,714
Oak	"	19,763	543,536	29,548	887,274	27,643	804,189	34,637	941,004	38,055	1,268,053
Pitch pine	"	15,642	304,299	19,089	398,211	23,593	444,565	15,882	344,335	23,799	558,810

SESSIONAL PAPER No. 10

part of wool, worsted, &c.	Dut.	44,900	44,371	63,281	69,910
Felt cloth, N. E. S.	"	24,701	41,116	20,383	12,866
Felt, pressed, of all kinds, not filled or covered by or with any woven fabric	Yds.	27,398	47,249	13,065	158,494
Knobs, being the short wool which falls from the combs in worsted factories and worsted tops N. E. S. Free.	Lbs.	29,887	40,736	38,410	56,767
Socks and stockings	Dut. Doz. Pcs.	8,303	17,863	17,417	38,454
Hosiery, N. E. S.	"	1,294	2,792	3,022	17,679
Wool not further prepared than washed, N. E. S.	"	20,879	13,636	14,008	38,454
Yarns	Free, Lbs.	5,083	3,107	3,022	17,679
(Dut.	"	426,273	398,289	221,525	307,672
(Free	"	17,578	7,411	8,459	5,057
(Dut.	"	2,740	8,345	13,229	5,383
(Free.	"	90,307	43,833	31,694	39,197
All other	"	111,613	1,998,003	221,525	307,672
Totals, wool and wifns. of.	"	361,062	369,410	354,621	396,211
Yeast	Dut.	449,892	124,497	252,171	351,509
All other articles imported	(Dut.	50,940	48,957	69,818	53,325
(Free.	"	1,051,558	812,143	948,159	1,166,986
Imports, dutiable	(Dut.	597,706	614,386	824,811	889,771
free	(Free.	60,819,752	53,148,031	68,922,500	75,278,483
Coin and bullion	"	48,388,601	53,148,031	54,800,293	60,670,934
Total imports (indisc.)	"	109,298,358	115,971,092	123,731,793	135,949,417
Total imports	"	7,761,201	3,333,683	6,062,354	8,814,958
" exports	"	116,972,351	119,306,775	129,794,347	144,764,375
Total trade	"	68,619,023	72,382,230	71,197,681	71,783,924
	"	185,501,577	191,689,005	200,991,831	216,548,299

Recapitulation.

No. 20—Continued.

EXPORTS.

UNITED STATES—Continued.

EXPORTS.

ARTICLES.	1899.		1900.		1901.		1902.		1903.		
	Quantity.	Value.	Quantity.	Value.	Quantity.	Value.	Quantity.	Value.	Quantity.	Value.	
		°		°		°		°		°	
Animals, living—											
Horned cattle, one year old or less	No.	242,947	294,925	375,098	290,907	260,998	10,124	124,197	4,739	39,752	
" over one year old	"	68,854	57,121	1,035,359	25,395	63,164	21,838	694,178	5,858	260,166	
Horses, one year old or less	"	3,719	32	4,350	13	980	59	5,874	31	5,045	
" over one year old	"	3,562	348,929	2,297	346,804	3,275	190,872	3,691	646,429	3,669	777,681
Sheep, one year old or less	"	313,783	1,068,756	338,083	1,163,162	291,597	1,001,001	234,719	803,701	261,228	893,336
" over one year old	"	21,119	108,206	36,429	231,835	17,490	160,094	14,165	118,436	9,454	70,966
Swine	"	149	2,413	1,077	5,854	570	5,854	5,398	81,516	23,517	316,397
All other	"		67,351		53,858		85,321		53,862		62,083
Totals, animals, living		3,012,879		3,197,639		2,639,763		2,535,493		2,445,426	
Ashes, all kinds											
Bones		65,388		86,789		75,327		91,079		79,384	
Books, photographs, &c	Cwt.	74,283		46,367		41,350		53,359		32,107	
		83,310		86,658		97,037		132,529		125,586	
Breadstuffs—											
Cream—Barley	Bush.	122,374	59,158	161,468	77,754	190,547	85,927	17,461	9,499	37,112	
Beans	"	16,648	15,348	67,250	90,830	250,380	338,746	125,574	183,921	33,364	
Buckwheat	"	8,976	4,508	3,784	2,196	3,392	1,689	4,133	2,141	1,977	
Oats	"	134,689	40,219	217,715	63,923	137,807	18,858	137,807	132,007	11,227	
Pease, whole	"	66,070	71,584	753,029	86,226	654,785	117,614	100,948	65,102	42,927	
" split	"	1,169	1,756	1,854	1,747	1,168	1,136	19,928	24,924	175,975	
Rye	"	1,126	653	2,156	1,058	4	8	8	6	0	
Wheat	"	17,357	12,643	82,785	58,305	53,186	34,989	15,088	9,161	892,904	
All other	"	2,571	407	1,908	1,261	2,450	1,198	22,263	7,636	3,997	
Totals, grain		371,760	206,276	614,919	391,300	715,300	600,161	441,210	446,712	1,267,236	
Grain products—											
Bran	Cwt.	98,939	37,418	53,683	34,966	205,190	158,040	267,334	147,239	156,289	
Oatmeal	Bbls.	165	518	304	801	121	330	419	2,442	219	
										888	

3-4 EDWARD VII., A. 1904

SESSIONAL PAPER No. 10

Wheat flour..... Brls.	6,582	25,546	4,114	13,951	17,783	58,729	10,510	37,653	19,023	69,124
All other.....		1,195		1,964		3,370		7,250		1,311
Totals, grain products.....		64,677		51,682		200,469		194,581		162,504
Breadstuffs, all other.....		1,772		5,001		18,641		9,885		5,801
<i>Recapitulation.</i>										
Carrriages, bicycles, &c., and parts of.....		272,725		417,983		819,271		651,181		1,030,079
Coal, charcoal, cinders—		62,242		35,361		38,723		73,162		59,812
Coal..... Tons.	1,049,008	3,192,999	1,532,384	4,197,341	1,667,498	4,547,061	1,619,551	4,377,250	1,744,865	4,701,659
All other.....		19,349		20,157		194,846		187,183		148,072
Totals, coal, charcoal, &c.....		3,212,348		4,217,478		4,741,907		4,564,433		4,850,331
Cordage, rope and twine.....		31,099		27,229		11,712		158,365		94,753
Cotton and mfrs. of.....		168,889		152,855		232,674		283,324		113,259
Drugs, dyes, chemicals, &c.....		171,476		122,070		463,993		717,415		850,237
Fertilizers—										
Phosphates..... Tons.	20	90	73	1,635		37,877	70	1,880		97,123
All other.....		51,969		51,304				61,880		
Totals, fertilizers.....		52,059		52,939		37,877		63,760		97,123
<i>Fish and fish products, N.E.S.—</i>										
Codfish, including haddock, ling and pollock, dry salted..... Cwt.	145,747	551,052	160,808	651,557	183,995	670,060	183,481	737,927	158,776	600,465
Macquerel, fresh..... Lbs.	1,453,910	86,375	493,103	26,922	378,836	18,055	1,915,720	66,410	860,290	227,796
" pickled..... Brls.	12,188	153,431	9,760	135,702	32,766	227,089	37,123	287,314	18,350	216,539
Halibut, fresh..... Lbs.	641,163	39,826	713,703	42,796	709,490	53,972	1,359,048	55,436	107,590	7,097
Herring, fresh or frozen.....	10,243,920	31,632	10,607,873	52,950	10,732,820	106,566	30,454,971	149,741	19,355,937	102,039
" pickled..... Brls.	13,701	42,239	21,218	59,543	23,538	83,359	30,966	99,179	25,672	70,671
" smoked..... Lbs.	2,972,456	64,745	4,180,698	82,705	1,625,835	38,364	2,756,224	58,769	2,680,577	60,893
Lobsters, fresh..... Brls.	31,825	307,159	29,664	305,493	49,240	299,255	33,473	394,185	33,292	308,267
" canned..... Lbs.	3,681,085	703,414	4,552,815	977,094	4,362,073	840,237	3,335,706	697,835	3,583,137	703,278
Salmon, fresh.....	870,146	89,113	1,008,508	91,038	1,497,727	136,391	1,271,042	131,965	1,171,783	125,090
" canned.....	931,125	46,719	216,637	18,973	335,683	391,486	3,460	24,556	5,633	476
" pickled..... Brls.	2,823	35,328	2,400	33,107	4,510,873	34,664	3,340	33,180	8,925	50,439
Fish, all other, fresh.....		833,457		1,066,084		1,208,074		1,261,897		1,138,236
All other.....		106,700		113,654		100,120		178,469		233,688
Totals, fish, &c.....		3,151,240		3,659,638		4,191,693		4,146,803		3,731,971

3-4 EDWARD VII., A. 1904

No. 20—Continued.

EXPONENTS.—Continued.

EXPONENTS.—Continued.

ARTICLES.	1899.		1900.		1901.		1902.		1903.	
	Quantity.	Value.	Quantity.	Value.	Quantity.	Value.	Quantity.	Value.	Quantity.	Value.
		%		%		%		%		%
Flax, hemp and nfrs. of—										
Flax..... Cwt.	12,618	71,866	28,341	196,769	32,110	233,680	11,615	143,531	19,301	175,268
All other..... "	8,986	52,966	17,102	132,915	730	3,329	3,351	23,933	620	4,415
Totals, flax, hemp, &c..... "	21,554	127,832	45,446	329,714	32,870	240,179	17,996	167,464	19,924	179,713
Fruits—										
Apples, green..... Brls.	81,207	156,202	29,652	74,037	12,512	18,262	17,181	49,462	6,084	11,807
Canned or preserved fruits..... "		272,756		41,807		29,383		15,018		14,446
All other, including nuts..... "		28,397		203,913		177,548		147,694		183,110
Totals, fruits..... "		457,355		321,757		225,735		212,174		299,393
Furs and skins and nfrs. of—										
Furs and skins, undressed, the produce of marine animals..... "		4,775		143		322		5,602		8,657
Furs, undressed..... "		353,123		296,872		376,168		663,057		814,469
All other..... "		55,865		37,606		36,093		14,682		39,892
Totals, furs and skins and nfrs. of..... "		413,763		334,621		412,583		683,241		893,018
Gunpowder and other explosives..... Lbs.	179,698	96,825	336,806	134,775	600,958	166,290	542,288	211,848	381,819	1,923,490
Hay..... Tons	23,200	118,274	101,983	713,694	153,223	1,158,128	68,860	504,247	266,495	1,898,221
Hides, horns, tails and skins, other than fur (including pelts)..... Lbs.	10,913	1,263,029	2,500	1,397,398	400	2,067,604	5,322	1,701,442	7,787	1,073
Leather and manufactures of..... Lbs.		53,631		61,561		140,172		64,794		65,822
Line..... "		63,713		73,793		63,345		86,041		96,912
Metals and minerals and nfrs. of—										
Copper all kinds, including fine copper... Lbs.	8,463,753	917,394	13,827,495	1,387,388	26,345,776	2,659,261	27,623,945	2,649,650	27,581,792	2,731,589

SESSIONAL PAPER No. 10

Gold and silver and manufactures of— Gold-bearing quartz, dust, nuggets, &c.	4,417,402	3,258,427	2,277,308	14,135,195	3,354,019	24,231,890	19,477,074	3,246,776	16,484,142
Silver ore		5,888,707		15,485,754		26,611,840	21,732,502		18,288,754
Totals, gold and silver									
Iron and steel and mfrs. of—									
Agricultural implements		13,267		11,001		37,120	23,742		39,274
Hardware		55,893		89,039		33,189	33,142		34,248
Machinery, N. E. S.		180,392		345,066		289,063	286,917		303,762
Ores, chromite iron	1,421	18,897	943	13,529	786	9,109	2,544	725	3,683
" iron	1,849	4,968	4,307	7,631	59,469	133,743	1,298,101	293,230	731,834
" "	1,255	31,726	3,758	88,165	3,091	60,176	12,464	17,236	224,261
Pig iron	21,952	32,332	297,323	271,587	131,827	120,452	223,552	178,153	132,073
Scrap iron or steel		10,392	371	10,392		13,749	13,125		15,337
Sewing machines	485	64,781		62,296		304,589	465,139		2,129,393
Steel and mfrs. of		11,854		14,385		37,597	24,174		58,002
All other									
Totals, iron and steel and mfrs. of		425,392		913,882		1,039,328	2,460,528		3,671,887
Lead and manufactures of—									
Lead, metallic, contained in ore	34,038,294	895,769	18,421,729	621,280	57,952,613	21,723,499	708,108	16,297,956	383,837
Tin and manufactures of		16,114		68,382		48,524	76,601		39,510
Miscellaneous metals and minerals and manufactures of—									
Asbestos	12,488	361,491	13,477	322,984	18,297	451,386	743,763	24,867	757,724
Nickel, ore, native or waste	14,428,063	994,537	13,493,239	1,040,498	9,537,578	958,365	745,422	9,692,554	878,159
Mica	1,182,127	147,032	1,064,924	1,34,587	761,991	1,31,310	186,400	729,589	183,298
Pyrites	12,905	27,377	14,889	32,499	22,156	54,357	57,623	18,472	60,498
All other		170,942		265,339		397,339	383,510		540,859
Totals, miscellaneous metals and minerals and mfrs. of		1,791,289		1,795,997		1,983,357	2,116,718		2,420,408
<i>Recapitulation.</i>									
Metals and minerals and mfrs. of		9,844,575		20,272,593		34,635,140	29,744,107		27,538,955
Musical instruments—									
Organs	51	3,441	50	3,543	115	8,004	6,989	113	7,089
Pianos	120	25,673	98	21,413	129	26,655	35,045	293	41,435
All other		3,902		3,897		3,369	3,615		6,346
Totals, musical instruments		32,119		28,853		37,368	45,640		54,870
Oil cake	4,815	4,815	197,727	50,415	5,224	4,449	57,384	4,700	4,700
Oils	158,067	40,546			168,397	46,371		104,971	33,008

3-4 EDWARD VII., A. 1904

No. 20—Continued.

EXPORTS. Continued.

UNITED STATES—Continued.

EXPORTS. Continued.

ARTICLES.	1899.		1900.		1901.		1902.		1903.	
	Quantity.	Value.	Quantity.	Value.	Quantity.	Value.	Quantity.	Value.	Quantity.	Value.
		%		%		%		%		%
Provisions—										
Butter.....	66,645	10,472	114,477	19,637	35,767	8,127	250,732	11,564	66,514	14,179
Cheese.....	429,872	40,638	61,269	7,108	369,757	40,131	87,311	12,181	57,003	7,842
Eggs.....	45,029	6,666	21,389	2,661	38,047	7,185	242,082	38,663	57,821	11,560
Meats—										
Bacon and hams.....	51,525	5,929	14,720	1,805	387,974	43,432	380,485	46,022	47,593	7,004
Beef.....	29,650	1,913	62,979	3,314	65,629	4,534	19,990	1,928	88,955	10,475
All other.....		29,661	31,523	31,523	29,713	29,713		41,970		52,862
Totals, provisions.....		94,049		66,108		133,122		182,318		103,922
Rags.....		28,236		45,694		41,361		64,663		59,622
Seeds—										
Clover.....	9,241	28,395	10,865	56,604	13,543	83,196	57,691	276,962	15,800	89,880
Grass.....	31,124	21,846	47,704	43,957	49,025	38,434	95,570	73,632	41,323	34,505
All other.....		13,169		5,600		9,150		19,712		4,731
Totals, seeds.....		63,880		106,159		130,780		370,306		129,116
Settlers' effects.....		463,625		1,090,123		1,133,707		1,502,265		1,297,117
Ships.....	3	3,715	9	30,170	2	8,468	4	21,450	6	23,981
Spirits and wines—										
Whiskey.....	89,874	258,220	92,380	261,270	105,149	289,892	110,704	310,056	120,073	382,669
All other.....	7,583	6,829	9,777	12,657	21,127	44,462	21,141	45,800	25,891	59,107
Totals, spirits and wines.....	97,457	265,049	102,157	273,927	126,276	334,354	131,845	355,856	145,964	441,776
Stone and manufactures of.....		360,280		490,165		493,298		593,695		595,359
Sugar and molasses.....		77,864		96,659		108,657		106,730		206,995

SESSIONAL PAPER No. 10

Tobacco and manufactures of.....	Lbs.	516,885	116,036	489,610	89,057	875,965	346,311	555,094	133,152	253,774
Vegetables—										
Potatoes.....	Bush.	134,363	47,629	44,091	17,493	233,846	70,174	811,143	328,625	59,316
All other.....			121,037		133,271		127,066		265,910	125,773
Totals, vegetables.....			168,666		150,764		197,240		594,535	185,095
Wood and mfrs. of—										
Wood, unmanufactured—										
Bark for tanning.....	Cords.	13,879	48,890	16,124	61,899	16,964	61,718	33,647	95,085	16,769
Firewood.....	"	70,960	123,540	67,159	117,663	44,139	90,680	43,850	91,407	115,634
Hoop, hop, telegraph and other poles.....	"		31,908		38,063		64,381		92,290	56,200
Logs—Ehm.....	M. ft.	6,401	6,687	10,069	72,716	8,677	69,058	6,669	51,418	12,243
Hemlock.....	"	939	3,384	1,824	7,738	20,217	95,616	5,757	32,261	34,008
Pine.....	"	161,919	1,398,304	50,365	494,311	30,239	273,548	15,094	172,452	11,108
Spruce.....	"	8,143	49,769	9,088	62,963	6,241	41,788	8,196	62,835	59,657
All other logs.....	"	7,507	68,672	15,495	105,950	17,513	169,954	38,602	236,213	25,232
Lumber:—Deals, spruce and other.....	St.Hd.	16,769	62,453	13,058	351,562	23,297	479,263	15,238	460,057	168,973
Laths, palings and pickets.....	M.	319,004	401,237	341,526	490,531	305,566	538,825	473,131	806,882	257,647
Planks and boards.....	M. ft.	421,860	4,352,511	651,195	7,331,766	504,631	6,583,287	682,514	9,306,564	1,000,406
Joists and scantling.....	"	8,657	78,414	7,092	70,403	9,362	86,065	13,708	136,486	10,573,616
Staves and headings.....	"		448,608		473,730		362,470		324,092	121,393
All other lumber, N.E.S.....	"		225,458		425,482		289,586		297,704	235,062
Piling.....	"		69,049		93,346		103,881		209,444	122,735
Posts, cedar, tamarack and other.....	"		22,258		24,893		38,050		32,156	61,905
Shingles.....	M.	536,697	930,451	593,839	1,100,296	563,770	1,038,665	769,195	1,505,890	1,596,181
Sleepers and railroad ties.....	Pieces.	513,357	73,529	1,272,678	220,007	804,218	1,433,889	833,457	108,345	207,814
Shooks, box.....	No.	298,322	32,560	891,575	56,732	616,449	50,312	139,200	2,130	319,383
Wood, blocks and other, for pulp.....	"		809,795		864,077		1,364,821		1,194,593	1,558,500
All other wood, unmanufactured.....	"		168,194		236,092		205,710		188,047	209,000
Totals, wood, unmanufactured.....			9,808,671		12,731,600		12,130,437		15,430,781	16,918,403
Wood, manufactured—										
Barrels empty.....	No.	23,832	25,880	28,485	23,519	28,444	26,256	21,301	26,784	40,383
Household furniture.....	"		24,588		48,750		20,143		20,580	31,326
Wood pulp.....	"		578,320		1,193,733		937,339		1,170,408	1,795,768
All other wood, manufactured.....	"		76,979		132,087		110,805		74,676	126,044
Totals, wood manufactured.....			705,776		1,418,109		1,694,534		1,292,448	1,993,521
Wood and mfrs. of.....	Recapitulation.									
Wood and mfrs. of.....			12,827		378,573		225,885		306,272	362,538
All other articles exported.....			1,040,041		1,673,736		1,444,262		1,645,859	1,844,485
			10,574,447		14,149,769		13,224,971		16,723,229	18,911,924

3-4 EDWARD VII., A. 1904

No. 20—Continued.

Exports—Concluded.

UNITED STATES—Concluded.

Exports—Concluded.

ARTICLES.	1899.		1900.		1901.		1902.		1903.	
	Quantity.	Value.	Quantity.	Value.	Quantity.	Value.	Quantity.	Value.	Quantity.	Value.
		%		%		%		%		%
Exports, home produce.....	34,766,955	52,534,977	67,983,673	66,567,784	67,983,673	66,567,784	67,766,367	66,567,784	67,766,367	66,567,784
" foreign.....	1,795,885	1,966,417	2,423,168	2,394,448	2,423,168	2,394,448	3,443,002	2,394,448	3,443,002	2,394,448
Total exports (value).....	36,562,840	54,501,394	70,406,841	68,962,232	70,406,841	68,962,232	71,209,369	68,962,232	71,209,369	68,962,232
Estimated amount short returned at inland ports and exported to U.S.....	4,559,536	5,461,511	1,975,389	1,635,452	1,975,389	1,635,452	573,955	1,635,452	573,955	1,635,452
(Coin and bullion).....	4,011,151	8,656,118								
Total exports.....	45,133,521	68,619,023	72,382,230	71,197,684	72,382,230	71,197,684	71,783,924	71,197,684	71,783,924	71,197,684
" imports.....	101,642,950	116,979,554	119,306,775	129,794,147	119,306,775	129,794,147	144,764,375	129,794,147	144,764,375	129,794,147
Total trade.....	146,776,471	185,591,577	191,689,005	200,991,831	191,689,005	200,991,831	216,548,299	200,991,831	216,548,299	200,991,831

After 1900 no estimate is made of the amount short reported in exports to United States.

SESSIONAL PAPER No. 10

No. 20—Continued.

UNITED STATES OF COLOMBIA.

EXPORTS.

EXPORTS.

ARTICLES.	1899.		1900.		1901.		1902.		1903.	
	Quantity.	Value.	Quantity.	Value.	Quantity.	Value.	Quantity.	Value.	Quantity.	Value.
Breadstuffs.....		251		2,181		350		142		604
Fish and fish products—										
Codfish, including haddock, ling, &c.,										
dry salted.....	2,895	12,396	6,147	24,075	3,413	12,551	2,012	9,377	3,104	13,536
Herrings, pickled.....	40	152	213	843	69	175	41	120	71	281
All other.....		1,121		2,099		1,931		1,482		1,825
Totals, fish, &c.....		13,669		27,617		14,657		10,979		15,642
Gunpowder and other explosives.....	6,575	864	5,500	945	2,570	433				450
Metals and minerals and infrs. of				152		450				1,330
Provisions.....						396		128		1,175
Spirits and wines.....	282	775	1,327	3,800	834	2,423	632	1,871	35	94
Vegetables.....		216		729		237		468		985
Wood and manufactures of—										
Planks and boards.....	184	2,382	124	1,284	362	4,956		8,475	10	105
All other.....		470		1,635		735				21
Totals, wood and infrs. of.....		2,852		2,319		5,751		8,475		126
All other articles exported.....		531		1,317		1,203		1,247		6,970
Exports, home produce.....		19,122		38,559		25,135		23,295		27,376
foreign.....		36		501		765		15		
Total exports (indsc).....		19,158		39,060		25,900		23,310		27,376
Imports.....		19,158		39,060		25,900		23,310		27,376
foreign.....		5,985		3,935						1,722
Total trade.....		25,143		42,995		25,900		23,310		29,098

Recapitulation.

3-4 EDWARD VII., A. 1904

No. 20 *Continued.*

IMPORTS.

URUGUAY.

ARTICLES.	1899.		1900.		1901.		1902.		90	
	Quantity.	Value.	Quantity.	Value.	Quantity.	Value.	Quantity.	Value.	Quantity.	
Hides and skins other than fur..... Free.		%				%				
Wood not further prepared than washed, N.E.S.....			22,016				292,801			
" Lbs.				5,260	41,720	5,260				
" Dut.										
All other articles, imported..... Free.										
<i>Recapitulation.</i>										
Imports, dutiable.....				22,016		5,260		292,801		
" free.....						5,260				
Total imports (mdsc.).....				22,016		5,260		292,801		
Coin and bullion.....										
Total imports.....				22,016		5,260		292,801		
" exports.....		37,895		50,458		23,551		43,251		35,292
Total trade.....		37,895		72,474		28,811		388,055		35,292

EXPORTS.

SESSIONAL PAPER No. 10

No. 20—Continued.

URUGUAY—Concluded.

EXPORTS.

EXPORTS.

ARTICLES.	1899.		1900.		1901.		1902.		1903.	
	Quantity.	Value.	Quantity.	Value.	Quantity.	Value.	Quantity.	Value.	Quantity.	Value.
Metals and minerals and manufactures of.....		%		%		%		%		%
Wood and manufactures of—		10,050		11,612		10,906		6,097		8,926
Planks and boards.....	2,672	26,039	2,335	26,568	873	10,866	5,416	74,270	831	12,800
Joists and scantling.....		1,806		11,454		1,736	420	6,394		6,442
All other wood and manufactures of.....		27,845		38,022		12,622		87,600		19,242
Totals, wood and mfrs. of.....										
All other articles exported.....				824		23		1,494		7,124
<i>Recapitulation.</i>										
Exports, home produce.....		37,845		50,458		23,551		95,241		35,292
" foreign.....								10		
Total exports (induc.).....		37,845		50,458		23,551		95,251		35,292
Coin and bullion.....										
Total exports.....		37,845		50,458		23,551		95,251		35,292
" imports.....				22,016		5,260		292,804		
Total trade.....		37,845		72,474		28,811		388,055		35,292

No. 20 *Continued.*

IMPORTS.

VENEZUELA.

	1899.		1900.		1901.		1902.		1903.	
	Quantity.	Value.	Quantity.	Value.	Quantity.	Value.	Quantity.	Value.	Quantity.	Value.
ARTICLES.										
Cocoanuts.....	61,850	883	16,960	688	10,000	175				
Coffee.....	1,347,612	122,769	714,219	67,603	645,284	60,133	821,081	62,803	503,029	43,118
All other articles imported.....		48								198
<i>Recapitulation.</i>										
Imports, dutiable.....		931		688		175				198
" free.....		122,769		67,603		60,133		62,803		43,118
Coin and bullion.....		123,700		68,291		60,309		62,803		43,316
Total imports.....		123,700		68,291		60,309		62,803		43,316
" exports.....		922		21,298		1,018		3,858		14,339
Total trade.....		124,622		89,589		61,327		66,661		57,655

IMPORTS.

SESSIONAL PAPER No. 10

No. 20—*Concluded.*
 VENEZUELA—*Concluded.*

EXPORTS.

EXPORTS.

ARTICLES.	1899.		1900.		1901.		1902.		1903.	
	Quantity.	Value.	Quantity.	Value.	Quantity.	Value.	Quantity.	Value.	Quantity.	Value.
Cotton and mfrs. of—		%		%		%		%		%
Fabrics							8,600	2,808	24,711	5,669
All other							511			
Totals, cotton and mfrs. of								3,379		5,669
Fish and fish products—										
Codfish including backlock, ling and pollock, dry salted	3,769		16,125							
Herring, pickled	115		445							
Lobsters, canned	16,250		3,860							
All other			469							
Totals, fish, &c			20,899							
Metals and minerals and mfrs. of—										
Machinery		500								
Other iron and steel										
Provisions										
Spirits and wines—										
Whiskey	143		145	399	380	1,018	153	479	193	631
All other articles exported										1,439
Exports, home produce		922		21,298				3,858		13,999
foreign "										340
Total exports (mfrs.)		922		21,298		1,018		3,858		14,389
Imports		123,700		68,291		60,309		62,806		43,346
Total trade		124,622		89,589		61,327		66,664		57,685

Recapitulation.

3-4 EDWARD VII., A. 1904

IMPORTS UNDER GENERAL AND PREFERENTIAL TARIFF.

No. 21. STATEMENT, by Countries, of the Values of Merchandise, entered for Consumption in Canada, under the General and Preferential Tariff, during the Years ended June 30, 1899 to 1903.

	1899.		1900.		1901.		1902.		1903.	
	Tariff.		Tariff.		Tariff.		Tariff.		Tariff.	
	General.	Preferential.	General.	Preferential.	General.	Preferential.	General.	Preferential.	General.	Preferential.
British Empire	4,667,428	22,851,080	5,167,654	26,094,102	5,795,333	25,305,721	6,332,175	28,730,389	7,046,411	35,163,751
Great Britain	391		265		566		1		158	
British Africa										
British Australasia—										
Australia	15,694	292,636	10,675	339,017	1,621	290,093	5,060	31,900	13,580	615
New Zealand	14,803	91,498	12,717	75,630	9,839	294,917	12,616	120,980	96,742	296,393
British East Indies	2,639,806	23,351	17,390	19,496	29,352	56,687	11,612	127,729	11,337	591,596
China	213,239	569,210	117,883	537,026	77,785	453,519	60,127	1,321,891	56,407	1,516,489
West Indies										
Philippines	9,633		115,339		29,972		10,664		132,272	46
Hong-Kong	5,105		12,363		1,594		34,435		9,431	
Newfoundland	761		172		494		1,142		1,334	
Other British Possessions										
Totals, British Empire	4,927,775	23,834,425	5,754,338	27,095,791	5,914,119	27,502,437	6,467,674	30,635,889	7,367,739	37,614,505
Foreign Countries	161,751	407,498	222,103		278,708		290,896		315,799	
Austria-Hungary	2,001,995	221,484	3,092,514		3,606,361		4,136,842		2,030,197	
Belgium			3,503,609		4,569,060		5,546,876		5,450,258	
France	5,309,053	1,360,046	7,465,447		6,121,190		9,078,462		10,444,848	
Germany	307,820	9,709	399,266		546,264		513,259		604,436	
Holland	276,251	6,806	115,071		231,633		548,831		413,144	
Italy	282,828	191,438	149,490		525,374		681,669		681,669	
Japan	21,530	10,441	58,951		51,029		56,078		43,417	
Norway and Sweden										

Imports, entered for Consumption.

SESSIONAL PAPER No. 10

Spain.....	505,074	22,434	551,704	698,312	620,985	749,074
Switzerland...	428,622	131,598	517,305	590,056	746,989	924,541
United States	44,471,824	53,897,561	53,897,561	53,000,278	60,181,808	68,538,323
Other Foreign Countries.....	1,488,398	1,223,144	1,223,144	1,700,755	2,001,697	1,880,115
Totals, Foreign Countries	57,897,955	2,763,017	71,496,636	72,522,700	81,553,933	91,813,821
Grand totals.....	62,835,730	20,397,442	77,251,004	78,466,819	88,021,607	99,181,560
			27,095,791	27,502,437	30,635,889	37,614,505

3-4 EDWARD VII., A. 1904

No. 22.—STATEMENT showing the Number and Tonnage of Sea-going Vessels, Vessels and Vessels Employed in the Coasting Trade, which Arrived at and Departed

YEARS.	SEA-GOING VESSELS.				VESSELS, EXCEPT FERRIES, EMPLOYED ON INLAND WATERS.				VESSELS EMPLOYED		
	Arrived.		Departed.		Arrived.		Departed.		Arrived.		
	Vessels.	Tons.	Vessels.	Tons.	Vessels.	Tons.	Vessels.	Tons.	Vessels.	Tons.	
1868	8,038	2,104,009	7,978	2,215,312	20,855	4,399,850	19,259	4,263,654	No returns given played in coast 1876.		
1869	9,654	2,459,083	9,597	2,537,482	16,988	2,774,836	17,061	2,689,643			
1870	9,567	2,698,519	8,948	2,476,354	17,866	3,187,596	18,804	3,143,391			
1871	10,353	2,521,573	9,575	2,594,460	21,197	4,055,198	20,512	3,954,797			
1872	19,358	2,989,793	9,898	2,956,911	17,436	3,582,148	16,233	3,279,368			
1873	11,089	3,032,746	10,508	3,052,789	18,969	2,994,434	17,492	2,669,628			
1874	9,282	3,077,987	8,471	2,973,374	16,546	2,805,789	15,466	2,542,707			
1875	7,881	2,521,134	7,724	2,808,074	14,076	2,176,529	13,131	2,021,718			
1876	8,414	2,972,459	8,349	2,938,305	13,908	2,108,364	12,676	1,892,071		31,302	5,167,528
1877	8,898	3,295,987	8,952	3,348,835	15,267	2,363,244	13,686	2,083,178		32,048	4,472,628
1878	8,836	3,341,465	8,680	3,342,919	15,844	2,814,816	14,667	2,555,690		30,814	5,475,733
1879	8,576	3,049,521	8,425	3,039,029	16,268	2,889,510	14,572	2,668,752		30,850	6,118,702
1880	9,397	3,487,735	9,063	3,298,979	17,441	3,797,885	17,065	3,083,246		36,126	7,162,257
1881	10,444	4,032,946	10,320	4,071,391	16,804	2,934,593	15,985	2,763,592		37,429	7,664,863
1882	10,638	3,933,152	10,506	4,003,410	17,450	2,650,835	17,032	2,792,485		37,996	7,515,476
1883	10,781	4,004,357	10,727	3,968,420	17,012	2,987,557	16,310	2,810,401		38,244	8,056,736
1884	11,160	4,250,665	11,183	4,233,636	16,768	3,084,924	16,045	2,789,801	40,300	8,114,637	
1885	10,639	3,890,664	10,553	3,843,951	14,842	3,403,823	15,117	3,036,274	41,879	8,314,898	
1886	10,603	4,026,415	10,768	4,018,156	15,284	3,022,069	15,673	2,902,592	44,850	8,538,592	
1887	13,203	4,236,765	12,947	4,125,671	15,854	2,909,147	15,931	2,819,415	48,733	9,138,456	
1888	15,675	4,623,506	15,132	4,574,297	16,595	3,039,985	16,961	2,979,526	50,929	9,789,806	
1889	14,155	4,611,392	14,389	4,685,209	18,406	3,365,103	18,107	3,392,517	52,927	10,219,856	
1890	15,722	5,215,476	15,402	5,112,809	20,608	4,067,921	20,693	4,049,894	60,550	11,690,636	
1891	15,548	5,273,935	15,773	5,421,261	19,000	4,098,434	19,008	4,060,918	61,178	12,835,774	
1892	15,672	5,475,999	15,289	5,276,975	17,058	4,081,605	17,324	3,857,866	62,666	12,935,782	
1893	13,691	5,371,618	13,856	5,236,993	17,952	4,136,484	17,682	3,794,439	60,524	12,794,532	
1894	14,297	5,775,810	14,043	5,504,726	18,366	4,864,029	19,360	4,298,516	60,421	13,876,293	
1895	14,158	5,575,657	13,718	5,401,172	16,539	4,222,713	15,874	3,991,421	60,368	13,234,015	
1896	15,291	5,895,360	14,511	5,563,464	18,135	5,323,260	17,047	5,088,389	63,215	14,049,916	
1897	13,701	6,091,433	13,393	5,919,547	16,694	4,716,845	16,601	6,616,108	63,989	14,439,736	
1898	14,190	6,365,892	13,597	6,219,683	18,777	5,951,795	17,483	6,298,926	73,211	15,471,070	
1899	13,969	6,733,151	13,212	6,503,963	20,163	5,986,132	19,533	6,196,924	71,377	15,929,325	
1900	14,607	7,262,721	13,939	6,912,400	21,699	6,438,924	21,195	6,300,050	73,563	17,245,694	
1901	13,752	7,514,732	12,953	7,028,330	20,814	5,720,575	20,313	5,796,171	71,804	17,927,959	
1902	15,330	7,603,034	14,967	7,128,454	23,585	7,595,741	23,822	7,698,175	81,243	21,245,649	
1903	14,278	8,050,516	14,054	7,790,659	30,819	9,107,386	30,575	8,766,482	83,251	23,285,070	

SESSIONAL PAPER No. 10

(except Ferries) trading on the Lakes and Rivers between Canada and the United States from Canadian Ports during the Fiscal Years ended June 30, 1868 to 1903, inclusive.

IN COASTING TRADE.		RECAPITULATION—TOTAL VESSELS, ARRIVED AND DEPARTED.						YEARS.
Departed.		Arrived.		Departed.		Totals.		
Vessels.	Tons.	Vessels.	Tons.	Vessels.	Tons.	Vessels.	Tons.	
		28,893	6,503,859	27,237	6,478,966	56,130	12,982,825	1868
		26,642	5,233,919	26,658	5,227,125	53,300	10,461,044	1869
		27,433	5,796,115	27,752	5,619,745	55,185	11,415,860	1870
		31,550	6,576,771	30,087	6,549,257	61,637	13,126,028	1871
		27,794	6,571,941	26,131	6,236,219	53,925	12,808,160	1872
		30,049	6,027,180	28,000	5,721,817	58,049	11,748,997	1873
		25,828	5,883,776	23,937	5,516,081	49,765	11,399,857	1874
		21,957	4,697,663	20,855	4,829,792	42,812	9,527,455	1875
		53,624	10,248,351	51,298	9,963,787	104,922	20,212,138	1876
		56,123	10,131,859	53,414	9,928,247	109,537	20,060,106	1877
		55,494	11,632,014	53,579	11,470,537	109,073	23,102,551	1878
		55,694	12,057,733	52,660	11,655,762	108,354	23,713,495	1879
		62,874	14,357,877	60,495	13,272,981	123,369	27,630,858	1880
36,308	7,451,903	64,677	14,632,312	62,613	14,286,886	127,290	28,919,198	1881
37,770	7,275,588	66,081	14,099,463	65,302	14,071,483	131,386	28,170,946	1882
36,916	7,626,830	66,037	15,048,650	63,953	14,465,651	129,990	29,454,301	1883
39,070	7,359,070	68,228	15,450,226	66,298	14,382,507	134,526	29,832,733	1884
40,269	7,629,524	67,360	15,519,385	65,939	14,509,749	133,299	30,029,134	1885
44,210	7,829,772	70,737	15,586,986	70,651	14,750,520	141,388	30,337,506	1886
47,454	8,375,221	77,790	16,284,368	76,332	15,320,307	154,122	31,604,675	1887
49,187	8,999,473	83,199	17,453,297	81,220	16,553,290	164,419	34,006,587	1888
51,120	9,614,721	85,488	18,196,351	83,616	17,692,447	169,104	35,888,798	1889
58,579	11,106,479	96,880	20,974,033	94,674	20,269,182	191,554	41,243,215	1890
61,386	12,150,356	98,726	22,208,143	96,167	21,580,635	194,893	43,788,778	1891
59,830	12,174,147	95,336	22,493,386	92,443	21,308,988	187,779	43,802,374	1892
57,739	11,784,591	92,167	22,302,634	89,277	20,816,023	181,444	43,118,657	1893
58,448	12,684,675	93,024	24,516,132	91,851	22,397,917	184,875	46,914,049	1894
58,221	12,239,419	91,005	23,032,385	87,813	21,542,012	178,818	44,574,397	1895
61,802	13,381,837	96,641	25,268,536	93,360	24,033,690	190,001	49,302,226	1896
60,135	12,828,243	94,384	25,248,014	90,129	23,393,898	184,513	50,641,912	1897
69,634	14,162,880	106,178	27,788,577	100,714	26,591,489	206,892	54,380,066	1898
67,992	14,625,106	105,449	28,648,608	100,737	27,325,933	206,186	55,974,541	1899
69,726	16,386,036	109,809	30,947,339	104,860	29,598,486	214,669	60,545,825	1900
69,102	16,516,837	106,370	31,163,266	102,368	29,311,338	208,738	60,474,604	1901
77,214	19,455,258	120,167	36,444,424	116,003	34,281,887	236,170	70,726,311	1902
79,513	21,705,288	128,348	40,442,972	124,142	38,202,429	252,490	78,645,401	1903

3-4 EDWARD VII., A. 1904

No 23.—STATEMENT showing the Number and Tonnage of Sea-going Vessels, Vessels States, and Vessels employed in the Coasting Trade, distinguishing British Years ended June 30, 1868 to 1903, inclusive.

YEARS.	SEA-GOING VESSELS.				VESSELS, EXCEPT FERRIES, EMPLOYED ON INLAND WATERS.				VESSELS EMPLOYED	
	British.		Foreign.		Canadian.		American.		British.	
	Vessels.	Tons.	Vessels.	Tons.	Vessels.	Tons.	Vessels.	Tons.	Vessels	Tons.
1868	13,911	3,457,113	2,105	862,208	26,682	4,826,780	13,432	3,836,724		
1869	16,311	3,811,405	2,940	1,185,160	22,967	3,576,867	11,082	1,887,612		
1870	15,863	3,942,392	2,652	1,142,481	24,558	4,030,768	12,112	2,300,219		
1871	16,562	3,916,322	3,366	1,199,711	26,558	5,068,831	15,151	2,941,164		
1872	16,151	4,356,664	4,105	1,590,040	21,505	3,758,138	12,164	3,063,318		
1873	16,870	4,323,003	4,727	1,762,532	22,491	3,126,579	13,961	2,536,883		
1874	12,191	3,945,822	5,562	2,105,539	19,279	2,814,654	12,733	2,533,842		
1875	11,075	3,571,803	4,530	1,757,405	15,325	2,235,829	11,882	1,962,418		
1876	11,149	3,530,936	5,614	2,379,828	15,392	2,184,790	11,192	1,815,645	61,368	10,108,110
1877	11,918	4,113,610	5,842	2,531,212	15,431	2,207,832	13,522	2,238,590	62,591	8,835,438
1878	11,801	4,223,219	5,715	2,461,165	18,003	2,955,331	12,508	2,415,175	60,586	10,917,534
1879	11,914	3,891,754	5,087	2,196,796	18,122	3,514,829	12,718	2,243,433	60,199	11,944,860
1880	13,209	4,437,145	5,161	2,349,569	22,858	4,985,753	11,648	1,805,378	70,234	13,910,103
1881	14,810	5,391,617	5,954	2,712,720	20,592	4,029,027	12,197	1,669,068	73,361	14,945,997
1882	14,690	5,057,129	6,448	2,879,433	22,252	3,830,109	12,230	1,613,211	75,476	14,649,605
1883	14,694	4,887,237	6,814	3,085,540	20,041	3,950,692	13,281	1,847,266	74,821	15,498,012
1884	15,123	5,138,212	7,220	3,346,089	19,464	4,058,738	13,319	1,815,987	79,043	15,283,938
1885	13,731	4,596,208	7,461	3,048,407	18,926	4,849,856	11,033	1,590,241	81,920	15,806,832
1886	14,365	4,884,908	7,006	3,159,663	18,153	4,116,674	12,804	1,807,987	88,626	16,204,132
1887	15,580	4,971,728	10,570	3,390,708	18,059	3,931,523	13,726	1,797,039	94,654	17,105,233
1888	17,144	5,188,712	13,663	4,009,091	19,567	4,320,402	13,929	1,699,103	99,336	18,483,139
1889	16,326	4,932,673	12,218	4,363,928	21,543	5,036,438	14,970	1,721,182	103,102	19,517,766
1890	17,366	5,325,952	13,758	5,002,333	24,527	6,000,194	16,774	2,117,621	117,782	22,435,405
1891	17,148	5,314,544	14,173	5,380,652	22,002	5,724,339	16,006	2,383,113	124,067	24,442,627
1892	17,122	5,671,522	13,839	5,081,452	19,224	5,546,233	15,158	2,393,258	121,127	24,594,561
1893	16,693	5,970,840	10,854	4,637,771	19,612	5,108,226	16,022	2,822,697	116,927	24,267,129
1894	17,161	6,480,726	11,179	4,799,810	20,939	5,917,145	16,727	3,155,400	118,254	26,446,495
1895	16,124	6,048,248	11,752	4,928,581	16,866	5,196,811	15,547	2,927,323	117,202	25,205,133
1896	16,688	6,526,327	13,114	4,932,497	16,355	5,967,917	18,827	4,443,732	123,848	27,210,540
1897	14,958	7,281,607	12,136	4,729,373	14,171	4,913,143	19,124	6,449,810	123,502	27,117,121
1898	16,263	7,806,813	11,524	4,778,672	15,974	6,205,117	20,286	5,955,514	142,390	29,488,918
1899	15,773	8,517,913	11,348	4,719,141	20,536	7,417,067	19,160	4,765,989	138,613	30,318,178
1900	16,134	8,647,119	12,412	5,528,002	21,089	7,599,066	21,805	5,139,908	142,186	33,069,577
1901	14,225	8,369,671	12,480	6,173,391	20,301	6,862,951	20,826	4,623,795	138,302	33,310,477
1902	15,776	8,803,151	14,530	5,928,337	21,789	7,717,301	25,618	7,576,615	155,994	39,736,493
1903	15,929	9,839,356	12,493	6,001,819	20,252	8,397,372	41,142	9,416,496	159,829	43,432,106

No returns given
played in coast

SESSIONAL PAPER No. 10

(except Ferries) trading on the Lakes and Rivers between Canada and the United from Foreign, which Arrived at and Departed from Canadian Ports during the Fiscal

IN COASTING TRADE.		RECAPITULATION TOTAL VESSELS, BRITISH AND FOREIGN.						YEARS.
Foreign.		British.		Foreign.		Totals.		
Vessels.	Tons.	Vessels.	Tons.	Vessels.	Tons.	Vessels.	Tons.	
		40,593	8,283,893	15,537	4,698,932	56,130	12,982,825	1868
		39,278	7,388,272	14,022	3,972,772	53,300	10,461,044	1869
		40,421	7,973,160	14,764	3,442,700	55,185	11,415,860	1870
		43,129	8,985,153	18,517	4,140,875	61,637	13,126,028	1871
showing vessels em- ing trade prior to 1876		37,656	8,154,802	16,269	4,653,358	53,925	12,808,160	1872
		39,361	7,449,582	18,688	4,299,415	58,049	11,748,997	1873
		31,470	6,760,476	18,295	4,639,381	49,765	11,399,857	1874
		26,400	5,807,632	16,412	3,719,823	42,812	9,527,455	1875
207	192,829	87,909	15,823,836	17,013	4,388,302	104,922	20,212,138	1876
233	133,421	89,940	15,156,880	19,597	4,903,225	109,537	20,060,106	1877
460	130,127	90,399	18,096,084	18,683	5,006,467	109,073	23,102,551	1878
314	121,883	90,235	19,151,383	18,119	4,562,112	108,354	23,713,495	1879
259	142,910	106,301	23,333,901	17,068	4,297,857	123,369	27,630,858	1880
376	170,850	108,763	24,366,551	18,527	4,552,647	127,290	28,919,198	1881
290	141,459	112,418	23,536,843	18,968	4,634,103	131,386	28,170,946	1882
330	185,554	109,556	24,335,941	20,434	5,118,360	129,990	29,454,301	1883
327	189,769	113,630	24,480,888	20,896	5,351,845	134,526	29,832,733	1884
228	137,590	114,577	25,252,896	18,722	4,776,238	133,299	30,029,134	1885
434	164,142	121,144	25,205,714	20,244	5,131,792	141,388	30,337,506	1886
1,533	408,444	128,293	26,008,484	25,829	5,596,191	154,122	31,604,675	1887
780	306,140	136,047	27,992,253	28,372	6,014,334	164,419	34,006,587	1888
945	316,811	140,971	29,486,877	28,133	6,401,921	169,104	35,888,798	1889
1,347	361,710	159,675	33,761,551	31,879	7,481,664	191,554	41,243,215	1890
1,497	543,503	163,217	35,481,510	31,676	8,307,268	194,893	43,788,778	1891
1,309	515,368	157,473	35,812,316	30,306	7,990,058	187,779	43,802,374	1892
1,336	311,994	153,232	35,346,195	28,212	7,772,462	181,444	43,118,657	1893
615	114,473	156,354	38,844,366	28,521	8,069,683	184,875	46,914,049	1894
1,327	268,301	150,192	36,450,192	28,626	8,124,205	178,818	44,574,397	1895
1,169	221,213	156,891	39,704,784	33,110	9,597,442	190,001	49,302,226	1896
622	150,858	152,631	39,311,871	31,882	11,330,041	184,513	50,641,912	1897
455	145,032	174,627	43,500,848	32,265	10,879,218	206,892	54,380,066	1898
756	236,253	174,922	46,253,158	31,264	9,721,383	206,186	55,974,541	1899
1,043	562,153	179,409	49,315,762	35,260	11,230,063	214,669	60,545,825	1900
2,604	1,134,319	172,828	48,543,099	35,910	11,931,505	208,738	60,474,604	1901
2,463	964,414	193,559	56,256,945	42,611	14,469,366	236,170	70,726,311	1902
2,935	1,558,252	196,010	61,668,834	56,480	16,976,567	252,490	78,645,401	1903

3-4 EDWARD VII., A. 1904

No. 24.—STATEMENT showing the Number and Tonnage of Sea-going Vessels, Vessels States, and Vessels employed in the Coasting Trade, distinguishing Steam from ended June 30, 1868 to 1903, inclusive.

YEARS.	SEA-GOING VESSELS.				VESSELS, EXCEPT FERRIES, EMPLOYED ON INLAND WATERS.				VESSELS EMPLOYED	
	Steam.		Sail.		Steam.		Sail.		Steam.	
	Vessels.	Tons.	Vessels	Tons.	Vessels.	Tons.	Vessels.	Tons	Vessels.	Tons.
1868					17,282	6,385,444	22,832	2,278,060		
1869					13,165	3,342,142	20,884	2,122,337		
1870	No returns given showing the number and tonnage of sea-going vessels, steam and sail, arrived at and departed from ports in Canada prior to 1876.				14,356	3,944,028	22,314	2,386,959	No returns given employed in coast	
1871					16,862	5,262,574	24,847	2,747,421		
1872					12,726	4,334,180	20,949	2,527,276		
1873					12,594	2,949,199	23,858	2,714,263		
1874					11,645	2,906,867	20,367	2,441,629		
1875					11,421	2,377,241	15,786	1,821,006		
1876	2,963	2,224,782	13,770	3,685,982	11,298	2,187,677	15,376	1,812,758	25,752	6,806,888
1877	3,267	2,694,875	14,493	4,639,947	13,297	2,492,425	15,656	1,953,997	27,395	6,311,298
1878	3,226	2,450,338	14,290	4,234,046	14,461	3,311,237	16,110	2,659,269	26,206	8,371,853
1879	3,170	2,497,847	13,831	3,590,703	14,978	3,658,574	15,862	1,899,688	27,997	9,691,465
1880	3,740	3,274,117	14,630	3,512,597	15,662	4,025,672	18,844	2,765,459	36,437	11,371,401
1881	4,247	4,003,230	16,517	4,101,107	14,337	3,230,701	18,452	2,467,394	34,094	11,823,947
1882	4,802	4,214,914	16,336	3,721,648	15,523	3,169,953	18,959	2,273,367	37,732	12,193,554
1883	5,169	4,232,475	16,339	3,740,302	16,102	3,469,962	17,220	2,327,996	34,553	12,376,598
1884	5,512	4,635,468	16,831	3,848,833	16,457	3,533,194	16,356	2,341,531	33,586	12,156,690
1885	6,085	4,594,861	15,107	3,139,754	15,787	4,402,323	14,172	2,037,774	34,773	12,788,672
1886	5,742	4,759,730	15,629	3,284,841	16,968	3,912,436	13,989	2,012,225	36,435	12,734,162
1887	5,841	4,679,178	20,309	3,683,258	17,983	3,795,834	13,802	1,932,728	36,805	13,163,840
1888	6,535	5,715,346	24,272	3,482,457	17,686	3,885,896	15,810	2,133,609	41,466	14,677,255
1889	6,916	6,040,934	21,634	3,255,667	20,798	4,551,436	15,715	2,206,184	42,336	15,635,515
1890	7,585	6,655,137	23,539	3,673,148	24,437	5,709,053	16,864	2,408,762	50,529	17,499,565
1891	8,410	7,074,399	22,911	3,620,797	23,049	5,859,280	14,959	2,248,172	58,017	19,651,689
1892	8,259	6,962,515	22,702	3,790,459	21,595	5,786,619	12,787	2,152,822	58,640	19,946,565
1893	7,818	6,961,144	19,729	3,647,467	23,570	5,939,407	12,064	1,991,516	59,032	19,863,455
1894	8,172	7,336,220	20,168	3,944,316	26,173	7,163,587	11,493	1,908,958	61,146	21,663,471
1895	9,239	7,553,813	18,637	3,423,016	22,934	6,437,329	9,479	1,686,805	60,375	20,864,874
1896	10,758	8,188,520	19,014	3,270,304	23,714	8,338,473	11,468	2,073,176	66,494	22,514,499
1897	9,780	8,727,480	17,314	3,283,506	22,615	9,463,884	10,680	1,959,069	64,102	21,977,406
1898	10,287	9,607,834	17,500	2,977,651	25,476	10,075,753	10,784	2,084,878	76,246	23,820,468
1899	10,424	10,487,724	16,697	2,749,330	29,492	10,176,221	10,204	2,006,835	75,313	24,315,68
1900	11,725	11,477,309	16,821	2,697,812	31,253	10,320,847	11,641	2,418,127	78,980	27,936,359
1901	12,489	11,973,396	14,216	2,569,666	31,691	9,452,553	9,436	2,033,793	81,128	28,119,533
1902	12,926	12,218,099	17,380	2,513,389	35,842	13,036,872	11,565	2,257,044	92,944	33,480,507
1903	12,413	13,343,733	15,919	2,497,442	49,253	15,079,58	12,141	2,734,279	101,700	38,277,444

SESSIONAL PAPER No. 10

(except Ferries) trading on the Lakes and Rivers between Canada and the United States, which Arrived at and Departed from Canadian Ports during the Fiscal Years

IN COASTING TRADE.		RECAPITULATION—TOTAL VESSELS, STEAM AND SAIL.						YEARS.
Sail.		Steam.		Sail.		Totals.		
Vessels.	Tons.	Vessels.	Tons.	Vessels.	Tons.	Vessels.	Tons.	
								1868
								1869
								1870
								1871
								1872
								1873
								1874
								1875
								1876
								1877
								1878
								1879
								1880
								1881
								1882
								1883
								1884
								1885
								1886
								1887
								1888
								1889
								1890
								1891
								1892
								1893
								1894
								1895
								1896
								1897
								1898
								1899
								1900
								1901
								1902
								1903

showing vessels em-
ing trade prior to 1876

3-4 EDWARD VII., A. 1904

No. 25.—STATEMENT showing the Number and Tonnage of Sea-going Vessels
June 30, 1901,

NATIONALITY.	1901.							
	Entered.		Cleared.		Totals.		Entered.	
	No. of Vessels.	Tons Register.	No. of Vessels.	Tons Register.	No. of Vessels.	Tons Register.	No. of Vessels.	Tons Register.
Canadian	4,988	827,495	4,922	849,643	9,910	1,677,138	5,695	929,173
British	2,344	3,639,246	1,975	3,054,887	4,319	6,694,133	2,242	3,704,666
Argentine	1	1,135			1	1,135		
Austrian	15	14,204	19	21,780	34	35,984	13	21,611
Belgian	4	7,754	3	5,939	7	13,693	1	2,339
Chilian	7	6,498	5	4,116	12	10,524	1	1,034
Chinese							2	1,803
Cuban								
Danish	7	12,328	8	11,913	15	24,241	11	16,669
Dutch	5	5,531	5	8,295	10	13,826	6	11,054
French	115	41,961	129	43,371	244	85,332	137	32,626
German	79	149,980	64	122,529	143	272,509	60	139,891
Italian	60	57,314	65	62,339	125	119,653	59	47,489
Japanese	24	66,761	13	34,912	37	101,673	47	159,965
Mexican	1	514			1	514	1	976
Norwegian and Sweden	689	835,401	770	928,658	1,459	1,764,059	562	666,313
Peruvian	1	395			1	398		
Portuguese	5	858	2	352	7	1,210	5	1,405
Russian	9	7,723	22	43,443	31	51,166	13	7,506
Spanish	4	7,194	1	93	5	7,287	3	3,506
United States	5,394	1,832,527	4,949	1,834,925	10,343	3,667,452	6,488	1,853,949
Uruguayan			1	1,135	1	1,135	2	1,959
Totals	13,752	7,514,732	12,953	7,928,330	26,705	14,543,062	15,339	7,603,034

SESSIONAL PAPER No. 10

Entered at and Cleared from Canadian Ports during the Fiscal Years ended 1902 and 1903.

1902.				1903.					
Cleared.		Totals.		Entered.		Cleared.		Totals.	
No. of Vessels.	Tons Register.	No. of Vessels.	Tons Register.	No. of Vessels.	Tons Register.	No. of Vessels.	Tons Register.	No. of Vessels.	Tons Register.
5,718	1,008,054	11,413	1,937,227	5,531	977,105	5,751	1,108,463	11,282	2,085,568
2,121	3,161,258	4,363	6,865,924	2,379	4,092,286	2,268	3,661,502	4,647	7,753,788
16	23,122	29	44,733	1	1,354	1	1,354	2	2,708
2	2,430	3	4,769	8	10,863	9	13,750	17	24,613
3	2,930	4	3,964	2	4,377	1	2,333	3	6,710
		2	1,803	8	9,641	8	9,641	16	19,282
				1	1,338	1	1,338	2	2,676
16	21,451	27	38,120	60	95,181	56	86,700	116	181,881
11	17,465	17	28,519	1	2,014			1	2,014
148	34,906	285	67,532	151	32,939	157	30,577	308	63,516
64	149,857	124	289,748	81	195,525	86	208,855	167	404,380
48	48,847	98	96,336	43	46,277	44	42,482	87	88,759
47	160,016	94	319,981	53	188,040	54	188,070	107	376,110
		1	976						
593	759,154	1,155	1,425,467	586	799,120	650	887,514	1,236	1,686,634
5	1,525	10	2,930	1	320			1	320
13	8,554	26	16,060	13	12,021	14	11,975	27	23,996
4	3,599	7	7,105	1	1,826	3	4,244	4	6,070
6,157	1,724,721	12,645	3,578,670	5,357	1,578,083	4,949	1,529,161	10,306	3,107,244
1	565	3	1,624	1	2,206	2	2,700	3	4,906
14,967	7,128,454	30,306	14,731,488	14,278	8,050,516	14,054	7,790,659	28,332	15,841,175

3-4 EDWARD VII., A. 1904

No. 26.—STATEMENT showing the Number and Tonnage of British (including Canadian) Canadian Ports during the Fiscal Years

NATIONALITY.	1901							
	Entered.		Cleared.		Totals.		Entered.	
	No. of Vessels.	Tons Register.	No. of Vessels.	Tons Register.	No. of Vessels.	Tons Register.	No. of Vessels.	Tons Register.
British and Canadian—								
Steam	3,067	3,921,652	2,792	3,424,192	5,859	7,345,844	3,098	4,041,070
Sail	4,265	545,089	4,101	478,738	8,366	1,023,827	4,839	592,769
Totals.....	7,332	4,466,741	6,893	3,902,930	14,225	8,369,671	7,937	4,633,839
Foreign—								
Steam	3,517	2,347,821	3,113	2,279,731	6,630	4,627,552	3,599	2,296,536
Sail	2,903	700,170	2,947	845,669	5,850	1,545,839	3,803	672,639
Totals.....	6,420	3,047,991	6,060	3,125,400	12,480	6,173,391	7,402	2,969,195
Totals—								
Steam.....	6,584	6,269,473	5,905	5,703,923	12,489	11,973,396	6,697	6,337,606
Sail.....	7,168	1,245,259	7,048	1,324,407	14,216	2,569,666	8,642	1,265,428
Totals.....	13,752	7,514,732	12,953	7,028,330	26,705	14,543,062	15,339	7,603,034

SESSIONAL PAPER No. 10

and Foreign Sea-going Vessels (both Steam and Sail) Entered at and Cleared from ended June 30, 1901, 1902 and 1903.

1902.				1903.					
Cleared.		Totals.		Entered.		Cleared.		Totals.	
No. of Vessels.	Tons Register.	No. of Vessels.	Tons Register.	No. of Vessels.	Tons Register.	No. of Vessels.	Tons Register.	No. of Vessels.	Tons Register.
2,923	3,588,528	6,021	7,629,598	3,118	4,419,442	3,082	4,081,388	6,200	8,491,830
4,916	580,784	9,755	1,173,553	4,792	658,949	4,937	688,577	9,729	1,347,526
7,839	4,169,312	15,776	8,803,151	7,910	5,069,391	8,019	4,769,965	15,929	9,839,356
3,306	2,291,965	6,905	4,588,501	3,212	2,401,265	3,001	2,450,638	6,213	4,851,903
3,822	667,177	7,625	1,339,836	3,156	579,860	3,634	570,056	6,190	1,149,916
7,128	2,959,142	14,530	5,928,337	6,368	2,981,125	6,635	3,020,694	12,403	6,001,819
6,229	5,880,493	12,926	12,218,099	6,330	6,811,797	6,683	6,532,026	12,413	13,343,733
8,738	1,247,961	17,380	2,513,389	7,948	1,238,809	7,971	1,258,633	15,919	2,497,442
14,967	7,128,454	30,306	14,731,488	14,278	8,050,516	14,654	7,790,659	28,332	15,841,175

3-4 EDWARD VII., A. 1904

No. 27.—STATEMENT showing the Number and Tonnage of Sea-going Vessels (both during the Fiscal Years ended

Ports.	Entered.		Cleared.		Totals.		Entered.	
	No. of Vessels.	Tons Register.	No. of Vessels.	Tons Register.	No. of Vessels.	Tons Register.	No. of Vessels.	Tons Register.
Charlottetown, P.E.I.—								
Steam.....	43	59,790	64	71,338	107	128,128	56	42,286
Sail.....	26	4,242	14	1,028	40	5,270	17	2,688
Totals.....	69	61,032	78	72,366	147	133,398	73	44,974
Chatham, N.B.—								
Steam.....	19	29,961	23	35,169	42	65,130	27	42,070
Sail.....	59	37,432	59	36,222	118	73,654	32	23,771
Totals.....	78	67,393	82	71,391	160	138,784	59	65,841
Comox, B.C.—								
Steam.....	141	134,784	175	153,422	316	288,206	108	105,563
Sail.....	30	35,279	25	31,463	55	66,742	15	23,132
Totals.....	171	170,063	200	184,885	371	354,948	123	128,695
Halifax, N.S.—								
Steam.....	467	722,681	453	727,511	920	1,450,192	442	663,951
Sail.....	493	84,414	609	92,927	1,102	177,341	569	76,867
Totals.....	960	807,095	1,062	820,438	2,022	1,627,533	1,011	740,818
Hillsboro, N.B.—								
Steam.....	8	6,832			8	6,832	4	2,796
Sail.....	78	33,476	135	53,817	213	87,293	107	42,547
Totals.....	86	40,308	135	53,817	221	94,125	111	45,343
Louisbourg, N.S.—								
Steam.....	216	344,216	243	417,758	459	761,974	172	321,050
Sail.....	76	7,621	21	1,598	97	9,129	77	6,129
Totals.....	292	351,837	264	419,266	556	771,103	249	327,179
Montreal, Que.—								
Steam.....	412	1,042,981	439	1,058,359	851	2,101,340	388	986,802
Sail.....	13	6,743	5	1,692	18	8,435	13	5,225
Totals.....	425	1,049,724	444	1,060,051	869	2,109,775	401	992,027
Nanaimo, B.C.—								
Steam.....	130	216,826	149	221,556	279	438,382	121	185,555
Sail.....	1	932	1	932	2	1,864	6	770
Totals.....	131	217,758	150	222,488	281	440,246	127	186,325
Newcastle, N.B.—								
Steam.....	17	27,098	16	24,328	33	51,426	14	20,375
Sail.....	35	23,276	46	27,417	81	50,693	25	13,475
Totals.....	52	50,374	62	51,745	114	102,119	39	33,850
North Sydney, N.S.—								
Steam.....	257	166,486	236	112,005	493	278,491	244	115,525
Sail.....	462	36,086	376	38,484	838	74,570	580	47,148
Totals.....	719	202,572	612	150,489	1,331	353,061	824	162,673

SESSIONAL PAPER No. 10

Steam and Sail), Entered at and Cleared from the following Principal Ports in Canada June 30, 1901, 1902 and 1903.

1902.				1903.					
Cleared.		Totals.		Entered.		Cleared.		Totals.	
No. of Vessels.	Tons Register.	No. of Vessels.	Tons Register.	No. of Vessels.	Tons Register.	No. of Vessels.	Tons Register.	No. of Vessels.	Tons Register.
79	67,305	135	109,591	49	50,116	86	82,975	135	133,091
21	1,696	38	1,384	24	3,120	20	1,939	44	5,059
100	69,001	173	113,975	73	53,236	106	84,914	179	138,150
31	48,325	58	90,395	29	43,785	28	41,765	57	85,550
41	23,905	73	47,676	32	16,895	43	20,634	75	37,529
72	72,230	131	138,071	61	60,680	71	62,399	132	123,079
101	94,598	209	200,161	105	103,700	105	103,700	210	207,400
13	20,535	28	43,667	7	12,141	7	12,141	14	24,282
114	115,133	237	243,828	112	115,841	112	115,841	224	231,682
421	601,449	863	1,265,400	506	819,538	476	770,863	982	1,590,401
617	75,119	1,186	151,986	678	79,541	740	74,635	1,418	154,176
1,038	676,568	2,049	1,417,386	1,184	899,079	1,216	845,498	2,400	1,744,577
5	3,495	9	6,291	14	9,786	14	9,786	28	19,572
160	58,074	267	100,621	100	37,191	135	48,751	235	85,922
165	61,569	276	106,912	114	46,977	149	58,517	263	105,494
195	375,001	367	696,051	183	342,462	229	425,975	412	768,417
52	4,064	129	10,193	136	18,492	100	10,846	236	29,338
247	379,065	496	706,244	319	360,954	329	436,801	648	797,755
391	959,735	779	1,946,537	417	1,154,614	438	1,154,097	855	2,308,711
25	35,988	38	41,213	4	2,343	3	1,916	7	4,259
416	995,723	817	1,987,750	421	1,156,957	441	1,156,013	862	2,312,970
167	198,417	288	383,972	111	122,041	168	137,853	279	259,894
10	1,234	16	2,004	9	11,968	9	11,167	18	23,135
177	199,651	304	385,976	120	134,009	177	149,020	297	283,029
14	20,629	28	41,004	15	22,456	17	25,919	32	48,375
36	14,419	61	27,894	22	13,211	33	12,486	55	25,697
50	35,048	89	68,898	37	35,667	50	38,405	87	74,072
263	142,519	507	258,044	255	168,466	284	197,474	539	365,940
391	32,559	971	79,797	659	48,927	465	37,069	1,124	85,996
654	175,078	1,478	337,751	914	217,393	749	234,543	1,663	451,936

3-4 EDWARD VII., A. 1904

No. 27.—STATEMENT showing the Number and Tonnage

1901.

PORTS.	Entered.		Cleared.		Totals.		Entered.	
	No. of Vessels.	Tons Register.	No. of Vessels.	Tons Register.	No. of Vessels.	Tons Register.	No. of Vessels.	Tons Register.
Parrsboro, N.S.—								
Steam	7	14,387	8	14,861	15	29,248	5	9,112
Sail	65	17,663	62	23,963	127	41,626	152	26,983
Totals	72	32,050	70	38,824	142	70,874	157	36,095
Quebec, Que.								
Steam	239	649,894	153	389,179	392	1,039,073	243	698,054
Sail	37	22,629	37	26,465	74	49,094	35	23,686
Totals	276	663,523	190	415,644	466	1,079,167	278	721,740
St. Andrews, N.B.—								
Steam	329	15,103	337	15,065	666	30,168	346	53,373
Sail	131	4,408	117	2,344	248	6,752	431	6,717
Totals	460	19,511	454	17,409	914	36,920	777	60,090
St. John, N.B.—								
Steam	455	519,691	330	335,791	785	855,482	501	659,632
Sail	1,298	148,536	1,135	142,822	2,433	291,358	1,523	171,763
Totals	1,663	668,227	1,465	478,613	3,128	1,146,840	2,024	831,395
Sydney, N.S.—								
Steam	296	369,188	91	159,711	297	519,899	227	403,318
Sail	59	6,119	20	4,893	79	11,012	22	4,228
Totals	265	366,307	111	164,604	376	530,911	249	407,546
Vancouver, B.C.—								
Steam	536	388,148	543	429,451	1,079	817,599	698	492,878
Sail	60	65,430	59	61,513	119	126,943	66	53,737
Totals	596	453,578	602	490,964	1,198	944,542	764	546,615
Victoria, B.C.—								
Steam	1,262	871,293	1,367	949,031	2,629	1,820,324	1,281	939,989
Sail	179	120,463	84	29,209	263	149,672	103	49,617
Totals	1,441	991,756	1,451	978,240	2,892	1,969,996	1,384	989,606
Yarmouth, N.S.—								
Steam	295	211,656	304	219,121	599	430,777	236	143,844
Sail	345	49,973	322	31,945	667	72,918	311	32,966
Totals	640	252,629	626	251,066	1,266	503,695	547	176,810
Other Ports—								
Steam	1,545	499,458	974	379,267	2,519	869,725	1,584	451,433
Sail	3,811	549,537	3,921	715,763	7,732	1,265,300	4,558	653,979
Totals	5,356	1,048,995	4,895	1,086,030	10,251	2,135,025	6,142	1,105,412
Total Ports—								
Steam	6,584	6,269,473	5,905	5,793,923	12,489	11,973,396	6,697	6,337,606
Sail	7,168	1,245,259	7,048	1,324,407	14,216	2,569,666	8,642	1,265,428
Totals	13,752	7,514,732	12,953	7,028,330	26,705	14,543,062	15,339	7,603,034

SESSIONAL PAPER No. 10

of Sea-going Vessels (both Steam and Sail.)— *Concluded.*

1902.				1903.					
Cleared.		Totals.		Entered.		Cleared.		Totals.	
No. of Vessels.	Tons Register.	No. of Vessels.	Tons Register.	No. of Vessels.	Tons Register.	No. of Vessels.	Tons Register.	No. of Vessels.	Tons Register.
23	10,840	28	19,952	7	11,422	9	15,745	16	27,167
123	21,702	275	48,685	328	82,734	347	82,805	675	165,539
146	32,542	303	68,637	335	94,156	356	98,550	691	192,706
171	450,633	414	1,148,690	222	727,769	179	522,041	401	1,249,810
30	24,607	65	48,293	34	22,402	36	24,132	70	46,534
201	475,242	479	1,196,983	256	750,171	215	546,173	471	1,296,344
352	65,548	698	118,921	282	33,841	269	17,312	551	51,153
406	3,343	837	10,060	145	4,330	138	2,145	283	6,475
758	68,891	1,535	128,981	427	38,171	407	19,457	834	57,628
457	441,796	958	1,101,428	392	633,639	303	407,644	695	1,041,283
1,478	167,205	3,001	338,968	1,038	113,545	991	144,471	2,029	258,016
1,935	609,001	3,959	1,440,396	1,430	747,184	1,294	552,115	2,724	1,299,299
222	381,605	449	784,923	301	519,275	342	559,416	643	1,078,691
253	19,140	275	23,368	58	18,240	259	28,239	317	46,470
475	400,745	724	808,291	359	537,515	601	587,646	960	1,125,161
708	487,964	1,406	980,842	715	511,674	739	495,274	1,454	1,066,948
63	46,981	129	100,718	72	54,286	72	60,122	144	114,468
771	534,945	1,535	1,081,560	787	565,960	811	555,396	1,598	1,121,356
1,291	923,136	2,572	1,863,125	1,179	995,651	1,168	973,149	2,347	1,968,800
78	20,619	181	70,236	92	57,733	64	29,745	156	87,478
1,369	943,755	2,753	1,933,361	1,271	1,053,384	1,232	1,002,894	2,503	2,056,278
212	140,303	448	284,147	206	134,789	208	139,673	414	274,462
369	37,548	680	70,514	351	40,165	368	36,535	719	76,700
581	177,851	1,128	354,661	557	174,954	576	176,208	1,133	351,162
1,126	467,192	2,710	918,625	1,342	406,683	1,021	451,385	2,363	858,068
4,572	639,223	9,130	1,293,202	4,139	601,545	4,141	618,884	8,300	1,220,429
5,698	1,106,415	11,840	2,211,827	5,501	1,008,228	5,162	1,070,269	10,663	2,078,497
6,229	5,880,493	12,926	12,218,099	6,330	6,811,707	6,083	6,532,026	12,413	13,343,733
8,738	1,247,961	17,380	2,513,389	7,948	1,238,809	7,971	1,258,633	15,919	2,497,442
14,967	7,128,454	30,306	14,731,488	14,278	8,050,516	14,054	7,790,659	28,332	15,841,175

3-4 EDWARD VII., A. 1904

NO. 28.—STATEMENT showing the Number and Tonnage of Vessels (both Steam and including Ferries, which Arrived at and Departed from Canadian

1901.

NATIONALITY.	Arrived.		Departed.		Totals.		Arrived.	
	No. of Vessels.	Tons Register.	No. of Vessels.	Tons Register.	No. of Vessels.	Tons Register.	No. of Vessels.	Tons Register.
Canadian—								
Steam...	8,649	3,077,034	8,191	2,843,103	16,840	5,920,137	9,303	3,480,020
Sail...	1,724	412,344	1,737	530,470	3,461	942,814	1,693	365,219
Totals.	10,373	3,489,378	9,928	3,373,573	20,301	6,862,951	10,996	3,845,239
United States—								
Steam...	7,399	1,725,449	7,452	1,807,367	14,851	3,532,816	8,668	3,010,718
Sail...	3,042	505,748	2,933	585,231	5,975	1,090,979	3,921	739,784
Totals.	10,441	2,231,197	10,385	2,392,598	20,826	4,623,795	12,589	3,750,502
Totals—								
Steam...	16,048	4,802,483	15,643	4,650,470	31,691	9,452,953	17,971	6,490,738
Sail...	4,766	918,092	4,670	1,115,701	9,436	2,033,793	5,614	1,105,003
Totals.	20,814	5,720,575	20,313	5,766,171	41,127	11,486,746	23,585	7,595,741

SESSIONAL PAPER No. 10

Sail) Trading on the Lakes and Rivers between Canada and the United States, not Ports during the Fiscal Years ended June 30, 1901, 1902 and 1903.

1902.				1903.					
Departed.		Totals.		Arrived.		Departed.		Totals.	
No. of Vessels.	Tons Register.	No. of Vessels.	Tons Register.	No. of Vessels.	Tons Register.	No. of Vessels.	Tons Register.	No. of Vessels.	Tons Register.
8,904	3,446,775	18,207	6,926,795	8,943	4,055,984	8,119	3,418,585	17,062	7,473,669
1,889	425,287	3,582	790,506	1,604	409,383	1,583	514,320	3,190	923,703
10,793	3,872,062	21,789	7,717,301	10,547	4,464,467	9,705	3,932,905	20,252	8,397,372
8,967	3,099,359	17,635	6,110,077	15,931	3,734,260	16,260	3,871,660	32,191	7,605,920
4,062	726,754	7,983	1,466,538	4,341	908,659	4,610	901,917	8,951	1,810,576
13,029	3,826,113	25,618	7,576,615	20,272	4,642,919	20,870	4,773,577	41,142	9,416,496
17,871	6,546,134	35,842	13,036,872	24,874	7,789,344	24,379	7,290,245	49,253	15,079,589
5,951	1,152,041	11,565	2,257,044	5,945	1,318,042	6,196	1,416,237	12,141	2,734,279
23,822	7,698,175	47,407	15,293,916	30,819	9,107,386	30,575	8,706,482	61,394	17,813,868

3-4 EDWARD VII., A. 1904

No. 29.—STATEMENT showing the Number and Tonnage of Vessels (both Steam and Canadian Ports during the Fiscal Years

1901.

NATIONALITY.	Arrived.		Departed.		Totals.		Arrived.	
	No. of Vessels.	Tons Register.	No. of Vessels.	Tons Register.	No. of Vessels.	Tons Register.	No. of Vessels.	Tons Register.
British and Canadian								
Steam	41,295	14,274,167	38,212	12,912,584	79,507	27,186,751	47,514	17,151,990
Sail	29,186	3,076,526	29,609	3,047,200	58,795	6,123,726	32,478	3,594,577
Totals	70,481	17,350,693	67,821	15,959,784	138,302	33,310,477	79,992	20,746,567
Foreign								
Steam	812	471,073	809	461,709	1,621	932,782	871	423,337
Sail	511	106,193	472	95,344	983	201,537	380	75,745
Totals	1,323	577,266	1,281	557,053	2,604	1,134,319	1,251	499,082
Totals—								
Steam	42,107	14,745,240	39,021	13,374,293	81,128	28,119,533	48,385	17,575,327
Sail	29,697	3,182,719	30,081	3,142,544	59,778	6,325,263	32,858	3,670,322
Totals	71,804	17,927,959	69,102	16,516,837	140,906	34,444,796	81,243	21,245,649

SESSIONAL PAPER No. 10

Sail) Employed in the Coasting Trade of Canada, which Arrived at and Departed from ended June 30, 1901, 1902 and 1903.

1902.				1903.					
Departed.		Totals.		Arrived.		Departed.		Totals.	
No. of Vessels.	Tons Register.	No. of Vessels.	Tons Register.	No. of Vessels.	Tons Register.	No. of Vessels.	Tons Register.	No. of Vessels.	Tons Register.
43,710	15,515,598	91,224	32,667,588	51,400	19,178,925	47,826	17,627,104	99,226	36,806,029
32,292	3,474,328	64,770	7,068,905	30,360	3,323,715	30,243	3,302,362	60,603	6,626,077
76,002	18,989,926	155,994	39,736,493	81,760	22,502,640	78,069	20,929,466	159,829	43,432,106
849	389,582	1,720	812,919	1,241	738,580	1,233	732,835	2,474	1,471,415
363	75,750	743	151,495	250	43,850	211	42,987	461	86,837
1,212	465,332	2,463	964,414	1,491	782,430	1,444	775,822	2,935	1,558,252
44,559	15,905,180	92,944	33,480,507	52,641	19,917,505	49,059	18,359,939	101,700	38,277,444
32,655	3,550,078	65,513	7,220,400	30,610	3,367,565	30,454	3,345,349	61,064	6,712,914
77,214	19,455,258	158,457	40,700,907	83,251	23,285,070	79,513	21,705,288	162,764	44,990,358

3-4 EDWARD VII., A. 1904

R E C A P I T U

No. 30.—STATEMENT showing the Number and Tonnage of Vessels, including those during the Fiscal Years ended

NATIONALITY.	1901.						Arrived.	
	Arrived.		Departed.		Totals.			
	No. of Vessels	Tons Register.	No. of Vessels.	Tons Register.	No. of Vessels.	Tons Register.	No. of Vessels.	Tons Register.
Sea-going vessels—								
British and Canadian...	7,332	4,466,741	6,893	3,902,930	14,225	8,369,671	7,937	4,633,839
Foreign	6,420	3,047,991	6,060	3,125,400	12,480	6,173,391	7,402	2,969,195
Totals.....	13,752	7,514,732	12,953	7,028,330	26,705	14,543,062	15,339	7,603,034
Vessels trading on lakes and rivers between Canada and the United States—								
Canadian.....	10,373	3,489,378	9,928	3,373,573	20,301	6,862,951	10,996	3,845,239
United States	10,441	2,231,197	10,385	2,392,598	20,826	4,623,795	12,589	3,750,502
Totals.....	20,814	5,720,575	20,313	5,766,171	41,127	11,486,746	23,585	7,595,741
Vessels employed in the coasting trade—								
British and Canadian	70,481	17,350,693	67,821	15,959,784	138,302	33,310,477	79,992	20,746,567
Foreign.....	1,323	577,266	1,281	557,053	2,604	1,134,319	1,251	499,082
Totals.....	71,804	17,927,959	69,102	16,516,837	140,906	34,444,796	81,243	21,245,649
Recapitulation—								
British and Canadian..	88,186	25,306,812	84,642	23,236,287	172,828	48,543,099	98,925	29,225,645
Foreign	18,184	5,856,454	17,726	6,075,051	35,910	11,931,505	21,242	7,218,779
Totals.....	106,370	31,163,266	102,368	29,311,338	208,738	60,474,604	120,167	36,444,424

SESSIONAL PAPER No. 10

L A T I O N .

Employed on Inland Waters, which Arrived at and Departed from Canadian Ports
June 30, 1901, 1902 and 1903.

1902.				1903.					
Departed.		Totals.		Arrived.		Departed.		Totals.	
No. of Vessels.	Tons Register.	No. of Vessels.	Tons Register.	No. of Vessels.	Tons Register.	No. of Vessels.	Tons Register.	No. of Vessels.	Tons Register.
7,839	4,169,312	15,776	8,803,151	7,910	5,069,391	8,019	4,769,965	15,929	9,839,356
7,128	2,959,142	14,530	5,928,337	6,368	2,981,125	6,035	3,020,691	12,403	6,001,819
14,967	7,128,454	30,306	14,731,488	14,278	8,050,516	14,054	7,790,659	28,332	15,841,175
10,793	3,872,062	21,789	7,717,301	10,547	4,464,467	9,705	3,932,905	20,252	8,397,372
13,029	3,826,113	25,618	7,576,615	20,272	4,642,919	20,870	4,773,577	41,142	9,416,496
23,822	7,698,175	47,407	15,293,916	30,819	9,107,386	30,575	8,706,482	61,394	17,813,868
76,002	18,989,926	155,994	39,736,493	81,760	22,502,640	78,069	20,929,466	159,829	43,432,106
1,212	465,332	2,463	964,414	1,491	782,430	1,444	775,822	2,935	1,558,252
77,214	19,455,258	158,457	40,700,907	83,251	23,285,070	79,513	21,705,288	162,764	44,990,358
94,634	27,031,300	193,559	56,256,945	100,217	32,036,498	95,793	29,632,336	196,010	61,668,834
21,369	7,250,587	42,611	14,469,366	28,131	8,406,474	28,349	8,570,093	56,480	16,976,567
116,003	34,281,887	236,170	70,726,311	128,348	40,442,972	124,142	38,202,429	252,490	78,645,401

INSPECTION OF CERTAIN STAPLE ARTICLES OF CANADIAN COMMERCE INSPECTED UNDER PROVISIONS OF 37 VIC., CHAP. 15.

No. 31. STATEMENT showing Quantity of Wheat and other Grain inspected, and Fees collected on same for the Fiscal Year ended June 30, 1903.

Districts.	WHEAT.														
	Northern.			Spring.			Goose.			Mixed Winter.					
	No. 1.	No. 2.	No. 3.	No. 1.	No. 2.	No. 3.	No. 1.	No. 2.	No. 3.	No. 1.	No. 2.	No. 3.	Re-jected.		
Manitoba															
Hard															
No. 1.	Cdls.	Cdls.	Cdls.	Cdls.	Cdls.	Cdls.	Cdls.	Cdls.	Cdls.	Cdls.	Cdls.	Cdls.	Cdls.	Re-jected.	
Kingston														Cdls.	
Peterborough														Cdls.	
Toronto														Cdls.	
Montreal														Cdls.	
Winnipeg														Cdls.	
Totals	8,104,960	5,883,120	2,215,340	87,939	25,293	685,140	90,820	266,380	2,411	965,914	1,918	11,640	181,201	23,380	49,085

Districts.	WHEAT—Continued.														
	White Winter.			Red Winter.			American No. 3 Hard Winter.			American No. 2 Red Winter.			American No. 2 Hard Winter.		
	No. 1.	No. 2.	No. 3.	No. 1.	No. 2.	No. 3.	Re-jected.	American No. 2.	No. 1.	No. 2.	No. 3.	No Grade.	Con-demned.	American No. 2 Hard Winter.	
Kingston															
Peterborough															
Toronto															
Montreal															
Winnipeg															
Totals	28,411	292,328	20,565	61,620	7,610	304,356	879	8,334	733,720	110,040	169,560	169,560	257,020	20,160	381,600

No. 31. STATEMENT showing the Quantity of Wheat and other Grain inspected, &c. *Concluded.*
WHEAT AND OTHER GRAIN *Concluded.*

OTHER GRAIN—*Concluded.*

Districts.	Flax Seed.				Peas.				Fees.
	No. 1.		No. 2.		No. 1.		No. 3.		
	Ctbs.	Ctbs.	Ctbs.	Ctbs.	Ctbs.	Ctbs.	Ctbs.	Ctbs.	
Kingston.....	420	6,565	3,534	840	8 cts. 721 86
Peterborough.....	5,889	58,170	3,114	553 55
Toronto.....	16,215	201,054	37,339	400	29,482	4,939 70
Montreal.....	4,620	325,440	24,780	15,120	4,794 80
Winnipeg.....	210,900	24,160	3,800	44,762 66
Totals.....	210,900	24,160	27,144	586,230	3,800	68,787	400	36,442	55,752 57

RECAPITULATION.
TOTAL GRAIN INSPECTED.

Districts.	Wheat. Ctbs.	Indian Corn. Ctbs.	Oats. Ctbs.	Buckwheat.		Barley. Ctbs.	Speltz. Ctbs.	Rye. Ctbs.	Flax Seed. Ctbs.	Peas. Ctbs.	Totals. Ctbs.
				Ctbs.	Ctbs.						
Kingston.....	125,191	15,912	228,025	22,230	142,232	86,232	11,360	631,812
Peterborough.....	291,474	207,167	11,923	41,129	31,558	62,173	555,423
Toronto.....	1,715,281	1,000	2,404,017	494,138	494,138	191,910	275,510	5,136,614
Montreal.....	1,511,340	1,414,028	1,248,384	140,952	109,008	389,420	369,960	5,183,092
Winnipeg.....	20,396,540	750,300	148,420	3,400	258,860	21,537,520
Totals, 1902 03.....	23,949,826	1,433,970	4,838,192	226,833	954,987	3,400	690,120	238,860	719,003	33,044,491
Totals, 1901 02.....	22,577,756	1,112,373	3,113,125	260,282	542,893	347,639	53,200	1,563,329	29,540,657

TOTAL GRAIN WEIGHED.

Manitoba Grain Inspection Dist.	Bush.	Bush.	Bush.	Bush.	Bush.	Bush.	Bush.	Bush.	Bush.	Bush.	Total Weighing Fees.
.....	825,360 30
.....	38,592,671	916,927	89,156	13,821

SESSIONAL PAPER No. 10

No. 32.—STATEMENT showing Quantity of Hay inspected, and Fees collected on same for the Fiscal Year ended June 30, 1903.

DISTRICTS.	HAY.										Fees. \$ cts.
	Timothy.			Clover.		Mixed.			Shipping grade.	No grade.	
	No. 1.	No. 2.	No. 3.	No. 1.	No. 2.	No. 1.	No. 2.	No. 3.			
	Tons.	Tons.	Tons.	Tons.	Tons.	Tons.	Tons.	Tons.	Tons.	Tons.	
Toronto.....	185	109	10	5	61 40
Montreal.....	10	4,460	769	476	2,141	43	14,367	367	1,918 13
Totals.....	195	4,569	779	..	476	2,141	43	14,367	372	1,979 53

No. 33.—STATEMENT showing Quantity of Fish and Fish Oils inspected, and Fees collected on same for the Fiscal Year ended June 30, 1903.

PICKLED FISH.

DISTRICTS.	Salmon.		Sea Trout.		Mack-erel.	Herring.		Gaspereau and Alewives.	Codfish.		Other Fish.		Fees. \$ cts.	
	Tes.	Brls.	$\frac{1}{2}$ brls.	Brls.	$\frac{1}{2}$ brls.	Brls.	Brls.	$\frac{1}{2}$ brls.	Brls.	Brls.	$\frac{1}{2}$ brls.	Brls.		$\frac{1}{2}$ brls.
	Quebec.....	179	2	14	1	1,297	450	1,306	3	138		1
St. John.....	285	11,333	356 58	
Halifax.....	317	797	8	200	5	717	101	278 73	
Lunenburg	279	69	32 73	
Totals.....	317	976	10	214	6	996	1,651	11,783	101	1,306	3	138	1	889 21

FISH OIL.

DISTRICTS.	Seal Oil.					Whale Oil.		Porpoise Oil.	Cod Oil.				Hake Oil.	Fees. \$ cts.			
	No. 2. Pale.		No. 3. Straw.		No. 4. Brown.	No. 5. Dark Brown.	No. 1. Pale.	No. 2. Straw.	A.		B.		A.		Follock Oil.	Other Fish Oil.	
	Pun.	Tes.	Brls.	Pun.	Tes.	Brls.	Tes.	Brls.	Pun.	Tes.	Brls.	Pun.	Tes.		Brls.	Tes.	Brls.
	Quebec.....	1	65	8	11	418		2
St. John.....	3	1	272	430	106 80
Halifax.....	352	169	113	18	4	6	901	98	30	11 31	345 60
Lunenburg	18	282	55 20
Totals.....	353	234	121	18	4	9 11	1 18	1,601	272	100	30	430 11 32	558	30

3-4 EDWARD VII., A. 1904

No. 34.—STATEMENT showing Quantity of Pot and Pearl Ashes inspected, and Fees collected on same for the Fiscal Year ended June 30, 1903.

ASHES.

DISTRICTS.	POT.			PEARL.			Fees.
	First Sort.	Second Sort.	Third Sort.	First Sort.	Second Sort.	Third Sort.	
Montreal	611	90		212			8 cts. 1,386 56

No. 35.—STATEMENT showing Quantity of Leather and Hides inspected, and Fees collected on same for the Fiscal Year ended June 30, 1903.

DISTRICTS.	Leather Sides.		Hides.			Calf Skins.			Fees.
	No. 1.	No. 1.	No. 2.	No. 3.	No. 1.	No. 2.	No. 3.		
Hamilton		11,925	5,813	508				8 cts. 867 30	
Kingston		3,562	125	150				191 95	
Ottawa	Nil.								
Toronto		44,757	35,508	10,558				4,540 15	
Levis		4,350	2,715	240				364 38	
Montreal		75,161	19,737	15,438				5,510 75	
Quebec	240	17,585	11,913	1,547				1,546 40	
St. John		6,332	453	241				359 83	
Winnipeg	Nil.								
Totals	240	162,722	76,264	28,682				13,371 76	

SESSIONAL PAPER No. 10

CULLING OF LUMBER.

No. 36.—STATEMENT showing Quantity of Lumber measured, culled and counted at the Port of Quebec for the Fiscal Year ended June 30, 1903.

Pieces.	Description.	Measured, culled and counted.	Tons Standard.	Rate.	Cullers' Fees.	Total accrued.
				Cts.	s cts.	s cts.
23,907	Waney white pine	Stringed	33,204			
13	" oak	"	17			
2	" elm	"	1			
3,855	" ash	"	2,067			
12,486	" birch	"	6,329			
85	" maple	"	65			
9	" hickory	"	7			
1,468	" walnut	"	633			
155	" whitewood	"	169			
22	" cherry	"	7			
52	" redwood	"	169			
4	" chestnut	"	8			
			42,616	10	4,261 60	
7,429	Square white pine	Measured	6,630	7	464 10	
779	" red	"	740			
12,123	" oak	"	18,649			
8,375	" elm	"	8,764			
139	" hickory	"	133			
3	" birch	"	1			
12	" redwood	"	17			
			28,304	9	2,547 36	7,273 06

3-4 EDWARD VII., A. 1904

No. 37.—STATEMENT showing the Quantity of Excise Goods manufactured and Entered in each Fiscal Year ended June 30, 1899 to 1903, inclusive, and of the Quantity

	1899.			1900.		
	Manufactured Quantity.	Entered for Consumption.	Revenue accrued.	Manufactured Quantity.	Entered for Consumption.	Revenue accrued.
			£			£
Spirits in proof galls.....	3,443,965	2,547,995	4,609,619	2,658,556	2,659,038	4,821,218
Malt liquor, St'd. Galls.....	21,101,873	21,095,019	6,807	23,309,172	23,304,203	7,174
Malt.....Lbs. {	61,020,829	46,212,822	849,468	61,497,029	60,284,064	910,537
	2,387,782			2,786,630		
Cigars.....No.	133,134,122	128,919,098	781,319	139,389,477	138,041,707	825,643
Tobacco.....Lbs.	9,908,245	19,968,398		10,615,575	19,949,652	
Cigarettes.....No.	105,359,828	101,143,328	3,320,168	123,267,072	116,061,522	3,281,640
Snuff.....Lbs.	218,225	218,225		219,737	219,737	
Methylated spirits.....			25,049			9,838
Petroleum.....			46,060			5,505
Manufactures in bond.....			49,572			30,192
Seizures.....			10,713			6,071
Other receipts.....			24,192			34,132
Totals.....			9,722,967			9,931,950
	1901.			1902.		
	Manufactured Quantity.	Entered for Consumption.	Revenue accrued	Manufactured Quantity.	Entered for Consumption.	Revenue accrued.
			£			£
Spirits in proof galls....	2,652,708	2,863,950	5,180,775	3,234,147	3,123,430	5,620,613
Malt liquor, St'd. Galls..	25,108,254	25,105,612	6,569	27,623,707	27,621,618	6,970
Malt.....Lbs. {	64,095,899	64,723,616	977,330	72,870,605	71,440,519	1,077,809
	3,565,270			3,600,214		
Cigars.....No.	141,430,454	141,096,889	837,434	156,686,795	151,780,516	897,360
Tobacco.....Lbs.	11,426,388	20,979,354		11,538,765	22,191,406	
Cigarettes.....No.	125,073,134	121,383,584	3,337,848	138,266,934	134,236,034	3,563,578
Snuff.....Lbs.	199,795	199,795		173,188	173,188	
Methylated spirits.....			73,675			66,785
Acetic acid.....			8,910			8,862
Manufactures in bond....			44,242			45,306
Seizures.....			1,292			1,567
Other receipts.....			29,465			35,419
Totals.....			10,497,540			11,324,269

Imported.

SESSIONAL PAPER No. 10

for Consumption, the Revenue accrued thereon, and other Excise Revenue accrued remaining in Warehouse at the end of each of the Years named.

	1903.		
	Manufactured Quantity.	Entered for Consumption.	Revenue accrued.
Spirits in proof galls.	4,063,603	3,208,767	6,162,827
Malt liquor, St'd. Galls.	25,755,154	25,752,697	9,485
Malt Lbs.	66,492,160	67,608,157	1,020,623
	3,596,116		
Cigars..... No.	171,996,232	168,290,422	998,495
Tobacco..... Lbs.	12,717,753	23,953,286	
Cigarettes..... Mo.	178,734,031	176,435,240	3,904,617
Snuff Lbs.	170,622	170,622	
Methylated spirits.....			72,269
Acetic acid.....			6,128
Manufactures in bond.....			45,024
Seizures.....			2,830
Other receipts.....			40,094
Totals.....			12,262,392

* Imported.

QUANTITY Remaining in Warehouse at end of each Year.

	1899.	1900.	1901.	1902.	1903.
Spirits..... Pf. galls.	11,820,992	11,460,127	10,853,570	10,563,408	10,785,088
Malt..... Lbs.	21,782,187	24,521,335	26,074,656	30,256,929	31,454,210
Cigars..... No.	15,776,235	16,925,160	17,048,435	21,822,815	24,760,130
Tobacco, cigarettes and snuff. . . Lbs.	1,623,194	1,432,998	1,298,005	1,176,869	1,343,064
Methylated spirits..... Pf. galls.	4,443	2,912	3,115	6,213	4,269

3-4 EDWARD VII., A. 1904

CHINESE IMMIGRATION.

NO. 38.—STATEMENT showing the TRANSACTIONS under the CHINESE IMMIGRATION ACTS to June 30, 1903.

The original Act went into force as respects arrivals by vessels sailing from ports in North America on August 20, 1885, and as respects arrivals by other vessels on January 1, 1886. *vide* 48-49 Victoria, chapter 71.

The Act as it appears in the Revised Statutes, chapter 67 (1886), is slightly changed from the original. There have been since then two amendments thereto, *viz.*: as per 50-51 Victoria, chapter 35 (1887) and 55-56 Victoria, chapter 25 (1892).

These general Acts were repealed by the Act 63-64 Victoria, chapter 32, which came into force Jan. 1, 1901. There has been since then one amendment thereto, *viz.*: as per 2 Edward VII., chapter 5 (1902).

The Act 63-64 Victoria, chapter 32 (1900) and Act 2 Edward VII., chapter 5 (1902), are repealed by the Act 3 Edward VII., chapter 8 (1903), which came into force January 1, 1901.

The administration of the Act was by Order in Council of September 1, 1885, assigned to the Department of Customs and transferred to the Department of Trade and Commerce by Order in Council of March 13, 1893.

The annual revenue, expenditure, &c., has been as follows:—

YEARS ENDED JUNE 30.	IMMIGRANTS.		Total Collections from all sources.	Refunds.	Expenses of Collection.	Share of Capitation Fee paid to Provinces.				
	Exempts.	Paying Fees.								
	Number.	Number.	£	s	cts.	£	s	cts.		
1886.....	1	211	11,693	00	450	00	1,629	26	2,525	00
1887.....		124	7,424	50			2,123	81	1,450	00
1888.....		290	15,694	50			2,041	22	3,587	50
1889.....	112	782	40,808	00	250	00	2,104	25	9,600	00
1890.....	97	1,069	56,258	00	300	00	1,634	99	13,250	00
1891.....	12	2,114	107,785	50	300	00	1,760	79	26,275	00
1892.....	6	3,272	166,502	00	550	00	1,980	36	40,662	50
1893.....	14	2,244	113,491	00	2,100	00	2,534	83	27,387	50
1894.....	22	2,087	105,021	50	500	00	3,469	80	25,437	50
1895.....	22	1,440	72,475	00	550	00	3,287	50	17,200	00
1896.....	21	1,762	88,800	50	950	00	2,873	78	21,312	50
1897.....	24	2,447	123,119	50	1,250	00	2,959	19	29,900	00
1898.....	17	2,175	109,754	00	1,250	00	2,954	57	26,400	00
1899.....	17	4,385	220,369	50	950	00	3,072	89	53,262	50
1900.....	26	4,231	215,102	00	4,950	00	3,195	00	53,462	50
1901.....	26	2,518	178,704	00	3,850	00	3,495	00	43,500	00
1902.....	62	3,525	364,972	00	1,700	00	3,555	81	87,687	50
1903.....	84	5,245	526,744	00	1,600	60	4,099	99	261,450	00
Totals.....	566	39,921	2,524,658	50	21,500	00	48,773	04	746,350	00

During the same period 16,635 Chinese have taken out certificates of leave or registered for leave up to June 30, 1903, while a very large number have left the country without so registering, having no intention of returning, so that, for this latter reason, the exact number remaining in the country is uncertain.

SESSIONAL PAPER No. 10

No. 39.—STATEMENT of Expenditure for the Year ended June 30, 1903.

Services.	Paid by Department of Trade and Commerce.	Totals.
<i>Departmental.</i>		
	8 cts.	8 cts.
Civil Government—Salaries.....	10,515 00	
" Contingencies.....	5,291 51	
		15,806 51
<i>Chinese Immigration</i>		
Salaries.....	3,920 00	
Contingencies.....	179 99	
		4,099 99
<i>Chinese Refunds.</i>		
Capitations.....	1,600 00	
Provinces, Paid to.....	261,450 00	
		263,050 00
<i>Cullers.</i>		
Salaries (Staff).....	5,950 00	
" (Cullers).....	4,200 00	
Contingencies.....	1,836 74	
Annuities.....	4,391 42	
		16,378 16
<i>Inspection of Staples.</i>		
Salaries.....	44,700 00	
Day pay and contingencies.....	21,352 07	
		66,052 07
<i>Inspection of Binder Twine</i>	209 12	
		209 12
<i>Miscellaneous.</i>		
Commercial agencies.....	22,640 51	
International Customs Bureau.....	600 00	
Bounty on pig-iron, puddled bar and steel ingots.....	1,401,804 78	
" refined lead.....	4,380 00	
Expenses <i>re</i> bounties, iron and steel.....	262 72	
Law costs.....	3,067 98	
" (account Consolidated Fund).....	2,067 82	
		1,434,823 81

3-4 EDWARD VII., A. 1904

No. 39.—STATEMENT of Expenditure for the Year ended June 30, 1903—*Concluded.*

Service.	Paid by	Totals.
	Department of Trade and Commerce.	
	§ cts.	§ cts.
<i>Mail Subsidies.</i>		
Canada and Great Britain.....	172,083 33	
Halifax, Newfoundland and Liverpool.....	20,000 00	
St. John and Glasgow.....	7,500 00	
" Dublin and Belfast.....	3,750 00	
" Halifax and London.....	22,500 00	
" " and West Indies.....	79,500 00	
" " and Digby.....	12,500 00	
Halifax and Newfoundland <i>via</i> Cape Breton.....	2,000 00	
Victoria and San Francisco.....	5,000 00	
Magdalen Islands and Mainland.....	9,000 00	
Prince Edward Island and Mainland.....	12,500 00	
Grand Manan and Mainland.....	5,000 00	
St. John and Minas Basin Ports.....	3,000 00	
Pictou, Murray Harbour &c.....	1,200 00	
Quebec and Gaspé.....	7,500 00	
" and Blanc Sablon.....	6,750 00	
Prince Edward Island and Great Britain.....	7,500 00	
Canada and Manchester.....	35,000 00	
" and South Africa.....	97,706 73	
Baddeck and Grand Narrows.....	4,176 32	
Mulgrave, St. Peters, &c.....	4,731 30	
Gaspé and Dalhousie.....	11,500 00	
Pictou and Cheticamp.....	1,974 22	
Mulgrave, Arichat, Canso, &c.....	7,965 42	
Sydney and Whycoomagh.....	1,000 00	
" and Bay St. Lawrence, &c.....	1,000 00	
St. Stephens, St. Croix, &c.....	2,000 00	
Halifax and Canso.....	923 04	
Victoria and Skagway.....	12,500 00	
" and West Coast Vancouver Island.....	2,500 00	
Wrecking Plant.....	10,000 00	
Canada and Australia, under statute.....	131,025 63	
" China and Japan.....	73,000 00	
" and France.....	25,000 00	
		799,285 99
Total Expenditure.....		2,599,705 65

PART II

FOREIGN TRADE

3-4 EDWARD VII., A. 1904

FOREIGN TRADE.

The following tables, and other information, respecting the trade, &c., of Great Britain and some of her Colonies, as well as of several representative Foreign Countries, have been compiled for the purpose of showing in as concise manner as possible the aggregate, as well as the distribution, of the trade of such countries during each of a period of years to date of the latest available report.

GREAT BRITAIN.

VALUE of the Total Imports and Exports of Merchandise, from and to each Foreign Country and British Possession for Years ended December 31, 1898 to 1902, inclusive.

IMPORTS.		COUNTRIES.					EXPORTS.				
1898.	1899.	1900.	1901.	1902.		1898.	1899.	1900.	1901.	1902.	
£	£	£	£	£	British Possessions.	£	£	£	£	£	£
20,463,610	20,205,740	21,764,021	19,854,285	22,964,537	Canada	7,174,820	8,323,236	9,058,789	9,250,526	11,965,877	
351,032	324,367	476,394	532,725	543,367	Newfoundland and Labrador	396,283	446,925	600,349	437,873	443,169	
1,553,065	1,680,548	1,476,978	1,361,654	1,463,519	Channel Islands	1,299,111	1,297,326	1,207,460	1,157,443	1,225,615	
64,325	54,897	48,756	41,521	32,740	Gibraltar	773,967	754,789	895,298	854,842	863,352	
92,829	66,744	74,417	83,634	56,243	Malta and Gozo	930,464	975,036	1,290,408	1,280,902	1,326,357	
2,352,285	2,427,946	2,137,023	1,954,580	1,991,571	Western Coast of Africa, including Gambia, Sierra Leone, the Gold Coast, Lagos and Niger Protectorate	2,288,418	2,420,246	2,508,855	2,716,499	3,090,847	
71	71	98	730	118	Ascension	7,969	7,887	9,171	506,525	6,344	
581	1,782	663	3,372	3,301	St. Helena	22,370	171,649	67,282	48,790	72,071	
5,170,836	5,219,446	3,637,497	4,557,322	5,123,699	South Africa - Cape of Good Hope	9,805,134	9,008,031	10,246,330	12,885,085	18,158,190	
1,035,547	897,285	335,572	574,986	530,138	Natal	3,282,531	3,201,249	3,745,802	5,054,062	8,284,691	
156,565	134,179	149,354	102,606	125,640	Eastern Coast of Africa, including Protectorates of Zanzibar and Pemba, and other British Possessions	271,718	254,341	224,165	174,822	163,956	
100,863	215,149	232,566	318,311	243,274	Mauritius	291,407	372,200	403,455	1,028,698	436,352	
242,355	167,625	148,292	154,632	173,104	Aden	265,888	298,027	212,203	472,510	247,821	
27,470,081	27,740,503	27,388,106	27,391,734	28,724,006	British India	30,362,934	31,467,811	30,966,958	33,746,399	33,491,035	
3,911,909	5,867,847	7,025,999	6,112,391	6,652,730	Straits Settlements	2,816,850	2,639,899	3,206,264	3,282,728	2,801,516	
85	107	98	64	63	Labuan	5,177	8,689	19,645	12,298	3,812	
4,847,721	5,077,738	5,473,111	4,476,552	4,386,326	Ceylon	1,240,463	1,464,760	1,918,269	1,594,511	1,509,870	

SESSIONAL PAPER No. 10

736,637	883,136	1,066,048	602,841	610,308	2,347,689	2,892,315	2,956,262	2,797,978	2,274,217
19,884,601	23,622,371	23,800,820	24,217,669	19,734,017	18,946,245	19,803,420	23,545,565	23,513,662	21,529,406
9,015,548	9,699,391	11,615,881	10,594,587	10,883,648	4,465,626	4,936,511	5,899,292	6,068,280	6,158,880
135	6,684	17,720	40,680	40,895	18,135	26,621	32,571	58,965	188,954
1,815	1,634	1,958	1,945	2,626	126,882	130,951	139,046	163,061	159,672
1,601	1,144	3,885	1,945	6,291	15,859	15,344	12,113	31,282	13,717
190	250	105	105	"	15,859	15,344	12,113	31,282	13,717
1,283,413	1,517,338	1,670,206	1,838,479	"	1,049	584	1,626	2,598	1,650
575,714	611,650	600,119	492,051	"	2,098,557	2,155,097	2,031,297	2,150,847	2,234,107
244,953	261,252	200,434	197,874	"	723,456	645,714	765,326	656,043	690,021
184,710	174,311	173,228	114,305	"	90,581	70,354	78,808	78,089	77,518
.....	36,978	38,560	40,139	41,815	40,080
.....	2,204	1,904	1,449	1,388	1,380
99,623,047	106,829,295	109,530,635	105,573,706	106,793,033	90,110,736	94,249,596	102,024,051	113,118,364	117,511,482
<i>Foreign Countries.</i>									
19,486,931	18,711,168	21,983,952	21,903,574	25,673,958	14,187,208	16,138,580	16,360,475	14,210,453	13,892,782
9,736,931	10,018,739	10,635,060	9,787,968	9,567,844	5,311,241	6,022,145	6,495,223	5,439,124	5,040,868
4,866,500	5,365,333	5,756,018	5,964,065	5,408,650	3,193,430	3,882,351	3,910,982	3,841,163	3,839,782
11,703,381	12,432,977	13,187,757	14,440,232	15,728,713	3,919,326	4,399,025	4,724,181	4,240,417	4,123,107
23,332	258	716	3,792	241	53,364	48,415	90,741	41,601	52,998
28,534,159	30,123,658	31,181,667	32,207,214	33,683,956	33,331,701	37,978,257	38,542,790	34,221,080	33,094,565
35,203	48,736	95,131	113,734	116,542	136,358	150,184	166,175	103,320	134,436
28,532,904	30,473,489	31,381,923	32,871,843	34,542,528	13,046,026	14,044,468	14,931,090	13,714,021	13,071,131
476,213	341,806	352,773	358,752	362,162	2,256,615	3,006,891	3,006,162	2,504,648	2,565,331
21,564,313	22,861,967	23,502,603	24,666,081	26,538,759	13,859,902	14,586,549	14,846,307	12,614,691	12,619,751
51,396,478	53,000,788	53,618,656	54,213,424	50,642,928	29,513,958	22,277,012	25,877,453	23,700,820	22,275,721
1,169,898	1,373,263	1,361,861	1,283,189	1,336,594	1,163,131	1,471,959	1,622,628	1,306,296	1,152,498
3,448,036	3,172,258	3,241,367	3,303,150	3,411,173	2,083,131	2,639,882	2,629,305	2,093,992	2,258,177
352,285	299,915	297,735	255,335	252,191	1,894,573	2,075,657	2,684,612	2,186,788	2,067,959
13,188,258	14,572,954	15,882,346	14,040,181	14,285,856	3,504,723	5,619,232	6,330,857	5,435,233	5,366,173
752,660	841,217	849,644	1,117,735	1,273,111	1,110,413	707,646	1,042,594	981,828	895,143
3,332,213	3,637,066	3,417,790	3,383,858	3,582,246	6,284,970	7,725,984	8,144,514	8,293,484	8,093,749
1,135,482	1,308,945	1,373,245	1,191,294	1,339,758	2,287,335	2,682,087	3,137,716	2,838,994	2,511,486
948,353	1,400,855	1,465,985	1,465,985	1,649,648	1,259,107	1,254,133	1,104,196	1,745,175	1,785,744
1,417,522	16,496	40,670	113,940	458,114	317,946	246,139	171,911	347,131	361,711
.....	13,004	18,462	14,873	4,051	23,933
2,579,601	2,084,369	1,396,639	3,993,970	7,492,146	1,383,002	1,217,411	616,287	1,006,262	1,352,369
5,018,736	5,027,997	5,767,913	5,888,556	6,238,551	6,607,953	5,613,715	5,432,011	7,207,054	6,403,863
8,855,689	10,914,354	12,585,578	11,305,646	13,764,567	4,626,881	5,224,394	6,139,468	6,418,757	6,268,697
167,745	234,231	170,024	261,504	287,316	83,723	68,548	63,068	95,447	95,447
231,064	205,182	292,661	229,678	205,892	299,409	274,704	257,474	314,851	318,483
386,088	350,714	618,421	537,297	700,156	775,548	790,404	911,080	1,042,097	1,042,097
10,632	5,679	17,619	18,114	15,198	126,368	112,959	162,308	158,510	108,705
7,445	15,943	20,261	20,679	4,455	18,109	16,938	13,507	12,576	14,161
84	760	1,776	246	40	9,852	14,048	20,439	19,633	10,581

GREAT BRITAIN
 VALUE of the Total Imports and Exports of Merchandise, from and to each Foreign Country, &c. *Concluded.*

IMPORTS.		EXPORTS.							
1898.		1899.		1900.		1901.		1902.	
£	£	£	£	£	£	£	£	£	£
30,880	31,039	36,779	23,295	39,684	60,209	58,825	42,252	30,928	17,910
64	1,057	200,124	1,057	28,796	17,910	30,928	23,469		
163,291	148,027	180,279	200,124	368,165	410,190	583,225	384,179		
17,858	49,281	57,403	67,436	51,797	61,237	70,650	67,829		
63,749	18,055	26,708	50,760	196,441	265,271	257,252	254,183		
2,608,064	3,069,452	2,359,821	2,116,139	7,167,369	5,653,024	6,888,095	7,239,076		
1,158,131	1,692,408	1,540,526	1,830,290	8,251,991	9,433,925	8,209,452	5,276,611		
147,283	313,018	298,661	240,979	292,001	163,024	711,177	469,332		
91,483	64,541	76,058	54,801	203,294	224,279	337,281	199,131		
126,062,155	120,081,188	138,780,261	141,015,465	28,534,477	34,975,472	37,343,555	43,081,073		
	25,621	40,663	38,070	229,521	1,200,787	2,021,126	854,492		
1,496,591	1,243,315	1,680,291	2,701,810	2,196,668	2,158,976	1,673,079	2,343,889		
261,092	511,160	472,184	253,506	569,240	665,502	854,465	733,898		
1,170,807	572,490	472,406	911,256	815,925	696,277	1,366,784	607,982		
635,488	574,021	282,906	504,589	472,280	494,644	513,680	312,000		
45,399	45,267	123,634	103,008	341,757	116,403	292,433	320,806		
297,164	175,591	152,677	298,221	908,589	1,069,301	1,123,980	1,049,458		
1,537,428	1,303,130	1,397,004	1,813,595	2,443,498	3,426,300	3,426,300	3,062,766		
3,633,552	4,221,590	4,898,371	4,313,095	5,635,938	6,165,600	4,440,061	5,649,952		
1,601,775	3,950,854	5,916,547	4,957,794	1,303,932	1,737,485	1,307,857	1,580,557		
392,014	258,647	489,581	474,591	5,812,770	6,517,567	6,972,701	6,122,099		
5,688,332	10,942,349	13,080,466	12,414,865	8,367	19,499	16,208	18,387		
14,610	35,641	22,320	18,957	569	445	308	129		
				32	59	36	173		
370,921,685	378,206,288	413,544,528	416,416,492	293,285,062	352,349,700	234,745,904	231,727,297		
994,623,017	106,829,295	109,530,635	105,573,796	94,249,596	102,024,054	113,118,364	117,511,482		
470,544,702	485,085,583	523,075,163	521,990,198	329,534,658	354,373,754	347,864,268	349,238,779		
				294,013,988	294,013,988	294,013,988	294,013,988		
				Grand totals	Grand totals	Grand totals	Grand totals		

* Included with 'Spanish Possessions' prior to 1899.

GREAT BRITAIN.

Total Quantities and Values of the Principal and Other Articles of Foreign and Colonial Merchandise Imported during the Years ended December 31, 1898 to 1902, inclusive.

ARTICLES.	1898.		1899.		1900.		1901.		1902.	
	Quantity.	Value. £	Quantity.	Value. £	Quantity.	Value. £	Quantity.	Value. £	Quantity.	Value. £
*Alkali.....	239,741	134,726	237,761	133,878	322,656	169,158	521,962	173,287	517,384	163,703
Animals, living:—										
Oxen, bulls, cows and calves.....	569,066	9,399,793	503,504	8,572,114	495,635	9,612,194	495,635	8,840,664	419,488	7,814,453
Sheep and lambs.....	663,747	984,863	607,735	912,891	382,833	610,125	383,394	586,139	293,203	494,422
Horses.....	42,921	1,140,324	43,839	1,143,090	51,786	1,359,495	40,856	1,065,683	32,686	835,769
All other.....		51,193	46,481	37,399		37,399		51,409		46,988
Art. works of, other than pictures.....		127,966	139,167	139,167			202,021	202,021		237,240
Baskets and basket ware.....										262,039
Books.....	42,818	251,675	43,448	251,170	40,904	239,876	45,977	261,777	50,534	262,039
Brimsone.....	386,617	39,031	431,218	101,615	490,661	109,048	441,725	391,122	469,746	113,601
Brushes.....	3,778,749	153,968	4,578,248	608,020	3,735,136	524,875	4,071,863	527,691	4,583,060	626,573
Brooms and brushes.....										317,665
Buttons and studs, not of metal.....	2,894,968	252,929	3,145,692	278,502	3,216,379	289,797	3,108,573	257,393	3,136,439	265,150
Caoutchouc.....	489,581	6,214,933	449,651	5,423,897	513,286	6,986,135	466,474	5,830,224	419,375	5,180,262
Manufactures of.....	4,669,998	659,445	5,065,320	691,611	5,341,831	712,081	680,127	756,096	779,373	779,373
Carriages, wagoettes, carts, &c.....		1,403,078		1,495,632		1,654,798		1,846,836		1,825,416
Chemical manufactures and products.....	94,335	40,797	92,178	41,596	97,726	44,149	102,639	44,918	98,702	43,129
Cloncy, raw or kilm dried.....	329,928	869,348	361,048	920,820	360,684	929,478	408,335	998,972	374,616	981,481
China or porcelain and earthenware.....		541,864		572,576		540,413		526,065		430,200
Clocks and parts thereof.....										
Cocoa.....	42,833,993	1,347,882	43,473,241	1,318,115	52,647,318	1,668,965	51,798,802	1,551,242	58,137,364	1,694,589
Prepared and chocolate.....	8,127,191	629,717	5,262,394	513,346	7,860,966	729,283	8,390,286	865,647	8,748,353	895,537
Coffee, raw.....	922,088	3,589,988	974,793	3,294,871	759,014	2,541,357	968,058	3,322,377	924,122	2,613,753
Confectonery.....	72,397	133,105	59,178	124,734	52,625	120,904	51,276	137,556	42,550	145,525
Cordage and twine.....		863,380		904,807		1,141,339		928,504		934,490
Cork:—										
Unmanufactured.....	24,064	229,305	24,897	189,018	28,439	220,622	29,766	224,266	26,110	233,267
Manufactured.....	12,497,946	696,927	12,294,141	708,541	13,550,183	819,555	13,128,730	737,786	13,255,569	734,861
Comp. grain and meal—										
Wheat.....	63,227,930	26,147,256	66,636,078	22,281,219	68,669,490	23,345,929	63,708,330	23,081,372	81,002,227	27,079,823
Barley.....	24,457,004	3,791,472	17,189,368	4,590,192	17,654,990	9,152,377	21,873,430	6,163,012	23,210,355	7,136,321
Oats.....	15,577,900	4,382,857	15,626,730	4,199,724	20,109,560	5,236,469	22,470,670	6,347,719	15,857,167	5,041,333

* Soda compounds and Bleaching Materials' subsequent to 1900.

SESSIONAL PAPER No. 10

Pariferous substances and manufac- tures, unenumerated,	1,412,926	1,711,018	1,436,783	34,327	1,363,398	1,391,314
Furthers:—						
For beds,	39,199	106,245	114,119	34,327	91,006	90,485
Ornamental,	1,468,355	1,690,872	1,176,477	1,177,328	1,365,538	1,391,993
Fish of all sorts,	3,362,601	3,368,042	3,636,923	73,565	3,070,000	4,108,786
Flax, dressed or undressed, and tow,	97,253	2,927,864	71,586	533,501	343,507	2,944,380
Flowers, artificial,	580,376	646,288	290,585	200,585	441,862	641,862
" fresh,					224,911	297,281
Fruit:—						
Almonds,	170,274	514,023	140,359	111,322	149,574	554,460
Other nuts, used as fruit,	573,371	598,653	602,210	676,508	676,508	641,394
Apples, raw,	3,458,716	1,180,143	12,128,541	+ 1,880,210	1,182,782	1,923,474
Cherries, raw,	401,810	281,236	153,642	+212,525	213,585	1,166,359
Currants, dried or preserved,	1,241,427	1,083,180	1,033,905	962,026	1,037,986	1,246,904
Figs and fig cake,	100,009	143,559	160,608	270,908	186,680	163,679
Grapes, raw,	1,135,759	1,157,047	588,467	+674,885	694,342	462,932
" dried,						
Lemons, limes and citrons,	1,631,644	1,688,903	433,238	+1,071,534	134,514	+1,003,298
Oranges,	7,274,312	2,182,233	5,090,386	+3,281,790	2,119,728	16,508,708
Pears, raw,	491,669	571,832	476,901	+348,886	296,411	491,906
Plums, raw,	922,248	434,666	294,052	+263,700	243,765	480,536
Plums, commonly called French plums and prunellos,	34,013	50,762	71,113	26,749	57,352	30,281
Plums, dried or preserved (including apricots, dried)	40,133	59,049	37,609	34,710	48,815	138,762
Prunes,	24,190	36,411	28,582	13,830	22,012	49,994
Raisins,	594,161	1,054,136	658,371	1,317,892	844,234	1,201,378
Unenumerated, raw,	2,177,132	924,823	1,032,297	322,010	662,459	1,563,763
" dried,	287,451	327,639	633,575	333,524	1,347,321	391,480
" preserved without sugar,	671,236	746,195	965,212	227,403	715,480	319,555
" preserved in sugar,	275,682	356,672	120,002	228,715	346,343	381,835
" <i>See Skins.</i>						
Furs,	2,656,545	2,681,276	2,312,923	2,371,976	2,792,978	2,906,987
Glass of all kinds (except bottles),	1,010,092	445,834	1,391,189	1,689,069	736,549	1,753,547
Glass bottles,						
" Gross,						
" Net,						
Glue, size and gelatine,	62,153	67,926	109,510	67,926	474,938	478,652
Gum—Arabic,	105,770	116,355	316,290	177,073	211,921	153,367
" Kowwie,	96,678	333,326	118,845	351,016	258,715	85,001
" Lac, seed, shell, stick and dye,	139,185	108,758	372,587	363,609	314,469	583,224
" All other sorts,	63,258	159,588	184,063	184,635	311,202	166,736
Gutta percha,	38,413	82,497	1,003,956	88,438	1,382,646	1,150,902
Hair—Cow, ball or elk,		75,040	43,967	53,293	69,036	71,438
" Horse,		213,002	295,812	24,327	165,702	249,809
Hardware (other than cutlery),	150,441	60,989	178,361	880,627	1,117,277	1,368,531
" of iron,						
" of steel,						
" of brass,						
" of copper,						
" of zinc,						
" of tin,						
" of lead,						
" of other materials,						
Hay,	116,107	396,032	131,546	109,597	141,879	166,669
Hemp, dressed or undressed, and tow,	94,442	2,308,480	91,973	2,654,028	4,196,194	3,913,091

* Diamonds being, by law, exempt from entry, the value of imports is not included in total value of imports. † Cwt., not bushels. ‡ Includes Vegetables

GREAT BRITAIN.

Total Quantities and Values of the Principal and Other Articles of Foreign and Colonial Merchandise Imported, &c. *Continued.*

ARTICLES	1898.			1899.			1900.			1901.			1902.		
	Quantity.	Value.	Quantity.	Value.	Quantity.	Value.	Quantity.	Value.	Quantity.	Value.	Quantity.	Value.	Quantity.	Value.	
		£		£		£		£		£		£		£	
Hides, raw	1,237,366	2,905,361	1,216,273	2,788,087	1,383,951	3,418,114	1,110,262	2,769,911	917,532	2,440,533					
Hops	244,136	1,036,140	180,233	809,812	198,494	795,479	116,042	61,353	191,324	798,586					
Horns and hoofs	6,132	184,712	6,472	193,840	6,211	213,096	4,990	164,573	5,056	192,911					
Ivory	153,221	330,328	565,142	317,190	119,701	274,761	669,916	293,897	392,867	263,121					
Implement and tools (including parts thereof)															
Isinglass	10,478	142,371	10,500	142,126	9,211	128,711	7,878	102,697	10,220	126,558					
Ivory: Teeth; elephants, sea-cow and sea-horse	10,062	110,511	9,939	101,063	9,889	398,651	8,825	335,710	10,821	398,229					
Jewellery															
Jute, raw	362,137	3,801,385	286,839	3,657,519	280,919	4,131,389	321,331	4,326,168	414,553	5,300,937					
Jute yarn	1,183,065	54,311	3,584,020	46,451	6,337,630	88,602	106,570	106,570	5,474,139						
Jute, manufactures of		1,592,331		1,506,292		2,151,371		2,299,656		1,995,461					
Leace of all sorts		1,430,014		2,392,016		1,650,814		2,139,375		2,493,179					
Leather manufactures	1,248,673	7,788,261	1,351,186	8,582,379	1,408,321	8,792,952	1,323,833	8,321,677	1,198,861	8,695,637					
Shoes and slippers	182,261	510,873	221,731	630,561	233,628	694,698	297,501	938,909	243,765	877,814					
Gloves	1,907,317	2,014,398	1,882,818	2,002,080	1,590,796	1,714,883	1,618,966	1,661,351	1,749,592	1,749,592					
Unmanufactured		188,732		509,750		591,249		631,453		633,212					
Lanen yarn	15,738,320	593,316	25,538,113	1,011,961	25,479,150	915,411	23,068,952	761,299	28,138,012						
Manures		392,068		411,831		390,310		517,656		682,713					
Manures for manure	50,406	245,639	68,915	313,659	68,137	301,803	57,748	226,024	58,973	224,423					
Guano	23,614	117,924	26,911	140,075	33,636	177,409	22,830	101,909	29,293	186,926					
Nitrate of soda (Cubic Nitro)	120,327	972,801	110,851	1,069,571	114,155	1,155,462	107,108	910,067	114,952	1,067,570					
Phosphate	330,610	502,422	420,108	682,940	353,592	388,698	351,890	531,717	361,839	531,717					
Unmanufactured	80,212	180,320	101,217	222,013	99,626	206,336	98,211	179,262	101,321	186,523					
Margarine (<i>See</i> Provisions)		367,796		352,671		381,657		423,297		419,009					
Matches															
Meat (<i>See</i> Provisions)															
Metals, ores and manufactures of															
Brass and bronze manufactures	2,320	213,666	1,957	183,986	2,297	217,236	2,429	246,658	3,349	295,251					
Copper, ore and regains	161,707	2,614,188	207,381	3,613,100	188,492	4,090,136	192,757	4,920,603	162,068	3,472,630					

SESSIONAL PAPER No. 10

Copper, unwrought, part wrought and old copper	Tons	72,957	3,727,842	65,784	4,577,191	78,643	5,696,246	71,679	4,918,997	93,482	5,017,541
Copper manufactures, unenumerated	Tons	532,480	681,760	49,108,570	97,286	54,346,025	1,049,651	1,048,171	707,735	50,334,023	853,354
Gold leaves	No.	63,632,700	278,635	290	152,351	286,594	5,639,003	5,548,888	4,250,563	6,439,757	537,634
Gold ore	Tons	5,468,396	4,034,640	7,054,578	5,374,918	6,297,963	5,639,003	5,548,888	4,250,563	6,439,757	4,979,154
Iron, ore of (inclining chrome)	"	139,523	597,690	171,373	629,891	181,131	804,879	98,500	792,361	226,898	1,384,136
" pig and puddled	"	63,224	336,349	73,136	377,358	89,129	636,014	98,161	734,912	171,915	1,084,613
" bar, angle, bolt and rod	"	40,231	252,512	77,290	434,020	179,341	1,218,175	182,884	1,106,315	280,998	1,415,335
" steel, unwrought	"	24,223	69,846	31,916	90,426	31,178	111,944	44,017	121,773	38,959	112,818
" old broken and old broken steel	"										
Iron and steel manufactures	"	2,745,884	3,405,291		3,405,291		3,195,850		3,612,527		4,382,840
Machinery	"	310,526	267,425		267,425		280,057		359,502		378,268
Sewing machines	"	103,439	645,893	95,476	631,832	93,176	705,995	1,22,685	828,601	127,298	829,317
Girders, beams and pillars	"	3,619,274	3,598,159		3,598,159		3,929,633		4,039,492		3,791,304
All others sorts	"										
Lead, ore of	Tons	43,757	302,507	29,786	253,912	21,219	219,082	29,479	244,325	25,431	181,275
" pig and sheet	"	194,174	2,521,356	198,377	2,883,837	195,380	3,321,574	218,000	2,843,996	231,813	2,584,788
" manufactures, N.E.S.	Cwt.	8,244	13,366	4,736	8,483						
Manganese ore	Tons	153,927	340,111	257,608	585,421	265,757	634,404	192,654	498,660	233,333	179,810
Platinum	Oz.	108,957	146,841	173,732	235,374	160,860	227,854	158,169	298,152	97,140	142,330
Pyrites of iron and copper	Tons	634,063	1,080,543	701,174	1,164,667	741,431	1,237,223	633,584	1,121,245	611,169	996,801
Quicksilver	Lbs.	4,092,247	388,176	3,877,184	415,438	2,454,438	2,97,233	2,650,572	323,278	2,489,382	290,783
Silver ore	Tons	1,145,905	1,145,905		1,032,390		1,030,886		1,061,384		1,076,703
Tin, ore of	Tons	5,629	137,057	6,224	251,652	7,329	373,910	10,522	523,885	12,062	648,447
" in blocks, ingots, bars and slabs	"	29,339	1,389,601	27,173	3,298,182	33,118	4,339,133	35,397	4,215,638	35,151	4,154,351
" manufactures, N.E.S.	"	3,636	5,928								
Zinc, ore of	Tons	53,095	229,111	37,542	224,374	12,068	235,850	35,098	165,198	44,598	293,647
" crude in cakes	"	77,470	1,444,292	69,949	1,663,381	69,536	1,442,632	67,552	1,177,071	88,276	1,528,962
" manufactures	"	21,273	478,089	21,187	393,930	24,751	539,768	21,343	190,296	21,374	489,354
Metals, unenumerated, unwrought	"	4,029	37,870	4,004	469,290	10,152	418,514	9,032	397,177	9,893	341,449
" wrought	"	50,846	295,325	79,657	379,872	62,350	685,075	6,235	708,569	7,630	712,675
Ore, unenumerated	"	83,819	83,819		140,376		332,701	75,977	332,386	73,721	325,293
Milk and tale	Cwt.	87,274	1,435,931	824,599	1,455,053	987,003	1,743,675	919,319	1,700,516	914,073	1,807,351
Milk, condensed	"										
Mineral waters	Doz. bottles										
Mouldings, for picture frames, and gilt mouldings	"										
Musical instruments	"										
Nuts and kernels	"	51,612	694,363	57,168	681,975	56,668	714,701	50,090	614,324	57,384	764,046
For expressing oil therefrom	Tons										
Of other sorts not being Drugs, Dye-stuffs, nor Fruit	Tons										
Oil:—Train oil blubber and sperm	Cwt.	29,673	349,348	29,358	346,996	21,323	389,712	21,384	453,869	23,470	113,667
Animal	"	56,723	62,704	54,373	74,351	163,892	171,131	91,870	129,427	70,329	93,438
Castor	"	129,800	172,091	118,052	156,791	333,335	78,847	107,297	133,581	122,843	169,421
Cocconut	"	397,101	344,168	438,297	515,612	352,743	667,200	478,143	594,151	495,800	719,357
Olive	Tons	18,044	608,122	15,939	533,286	12,044	461,084	15,488	581,893	18,978	657,956
Palm	Cwt.	916,900	975,477	945,472	1,037,265	938,350	1,086,555	1,212,111	1,370,645	1,446,298	1,679,610
Seed	Tons	35,923	689,984	46,416	879,171	41,131	1,088,564	48,842	1,193,577	35,451	913,642
Turpentine	Cwt.	573,087	652,740	495,808	899,966	565,489	978,943	613,846	842,742	532,455	888,338

GREAT BRITAIN.

TOTAL Quantities and Values of the Principal and Other Articles of Foreign and Colonial Merchandise Imported, &c. *Continued.*

ARTICLES.	1898.		1899.		1900.		1901.		1902.	
	Quantity.	Value.	Quantity.	Value.	Quantity.	Value.	Quantity.	Value.	Quantity.	Value.
		£		£		£		£		£
Oil <i>Cont.</i>										
Chemical, essential and perfumed, Lbs.	1,893,405	283,115	1,620,234	242,016	1,758,331	246,165	1,941,297	243,653	1,772,688	252,719
Unemulsified		225,589		296,588		109,063		93,684		121,730
Oil seed cake	390,753	2,281,244	441,931	2,619,184	394,890	2,547,341	379,599	2,413,646	387,667	2,472,938
Oil-margarine or oleo oil	173,621	257,365	166,184	263,435	181,357	300,253	167,670	298,810	144,141	292,988
Onions, raw	6,002,515	792,999	7,018,299	845,752	7,087,105	852,496	7,293,418	869,397	7,665,489	999,942
Painters' colours and pigments		1,123,967		1,168,413		1,349,560		1,297,942		1,273,461
Paper of all kinds (including straw-boards and wood pulp boards), Cwt.	5,011,244	3,530,184	5,395,399	3,723,094	6,332,432	4,412,440	6,281,307	4,342,231	6,470,951	4,537,671
Paper making materials:—										
Linen and cotton rags	20,559	193,803	20,426	174,801	16,612	161,867	13,922	146,703	18,942	173,732
Esparto and other vegetable fibres for making paper	197,341	768,779	297,604	806,354	290,280	800,498	193,957	802,463	198,292	717,851
Pulp of wood:—										
Chemical	604,842	1,894,395	415,113	1,989,763	487,742	2,617,789	188,917	1,695,872	198,694	1,572,759
Mechanical	18,701	127,728	16,783	107,871	20,113	112,720	16,446	98,056	327,193	825,456
Other materials	916,933	869,032	1,074,003	1,011,067	984,571	1,337,271	839,437	1,006,374	1,024,080	963,972
Paraffine	219,249,539	3,733,632	240,147,367	4,574,989	254,978,043	5,559,259	533,784,746	5,070,702	284,869,716	5,193,582
Petroleum										
Pickles and vegetables preserved in salt or vinegar	2,231,213	151,581	2,890,096	191,724	2,498,884	176,948	2,461,540	145,081	2,309,294	121,797
Pictures and drawings by hand	19,805	283,279	18,319	274,963	13,770	222,284	13,889	300,929	11,742	322,718
Pipes, of clay, wood or other material for smoking tobacco					122,356	276,892	110,419	392,838	132,323	304,721
Plate, of gold and silver, including plated gilt ware		31,301		33,322		34,678		35,119		35,242
Plants, shrubs, trees and flower roots	14,875	301,361	17,497	464,566	14,722	346,761	18,203	392,639	13,293	489,267
Plumbago	6,754,728	1,913,912	5,459,011	1,577,726	8,910,992	2,234,569	7,076,726	1,851,587	5,699,090	1,589,432
Potatoes		408,968		418,786		372,785		350,836		372,013
Prints, engravings and photographs										
Provisions:—										
Butter	3,209,153	15,961,783	3,389,851	17,213,516	3,378,516	17,450,435	3,702,890	19,297,396	3,374,933	20,326,630
" margarine	900,615	2,384,384	953,175	2,549,476	929,412	2,464,825	962,127	2,556,679	966,170	2,569,563

3-4 EDWARD VII., A. 1904

GREAT BRITAIN.

TOTAL Quantities and Values of the Principal and Other Articles of Foreign and Colonial Merchandise Imported, &c. *Concluded.*

	1898.		1899.		1900.		1901.		1902.	
	Quantity.	Value.	Quantity.	Value.	Quantity.	Value.	Quantity.	Value.	Quantity.	Value.
		£		£		£		£		£
Skins and furs - <i>Con.</i>										
Skins, sheep and lambs, undressed, No	15,077,972	1,404,632	15,478,816	1,506,997	15,057,995	1,599,576	15,109,399	1,472,672	16,300,695	1,611,066
" other sorts "	271,360	28,954	69,583	69,583	315,030	34,363	153,171	26,101	628,928	65,012
Furs, seal "	34,023,339	1,119,957	539,472	289,190	556,601	368,715	389,073	379,498	470,733	383,178
" all other sorts "			39,735,765	1,281,507	46,155,231	1,666,251	52,913,413	1,536,798	63,124,852	1,989,084
Manufactures of skins and furs, in- cluding rugs		731,928		671,660		1,002,486		1,076,572		1,227,020
Slate, for roofing purposes No.	59,365,435	329,201	62,734,622	338,144	46,162,295	246,435	48,300,019	272,976	* 75,072	286,206
Soap and soap powder Cwt.					191,233	241,345	302,555	315,026	361,763	428,850
Spices:—										
Ginger	88,699	148,250	75,826	144,080	55,740	130,108	41,696	91,786	62,108	135,378
Pepper	29,713,185	665,766	23,963,914	614,838	22,276,242	611,906	13,706,303	418,837	20,681,381	565,757
All other sorts	9,946,587	269,353	11,085,056	318,802	11,143,657	259,293	8,853,117	191,287	7,473,332	163,944
Spirits:—										
Brandy	2,514,789	1,149,334	2,465,122	1,140,277	2,396,255	1,205,807	3,081,525	1,388,634	2,301,436	1,086,336
Geneva	352,336	62,958	411,570	67,866	413,012	66,335	431,315	65,791	122,248	66,540
Rum	5,469,092	345,916	5,577,678	368,430	6,196,547	482,528	6,692,601	507,997	8,188,255	524,154
" imitations	17,325	1,289	49,681	3,421	42,634	3,470	26,851	2,043	22,433	1,971
Unmanufactured, not sweetened	1,015,793	61,566	1,258,368	81,195	1,429,910	79,816	2,001,994	88,016	3,184,729	111,786
Sweetened and perfumed, of all kinds	177,443	345,914	184,419	368,602	170,736	356,069	183,751	382,549	195,092	407,731
Sponges	1,456,398	181,754	1,600,452	215,193	1,495,274	246,107	1,316,970	250,863	1,240,616	233,186
Stationery		247,811		252,982		252,897		257,826		289,073
Stones, marble, brown or manufactured,	869,782	1,033,490	891,173	1,105,253	946,040	1,132,851	1,141,020	1,362,372	1,173,248	1,373,754
Straw plaiting for hats and bonnets	10,764,395	767,307	10,490,918	724,239	9,602,684	643,337	8,310,839	563,770	9,663,879	746,636
Sugar	71,966	162,367	61,827	145,112	53,835	127,582	40,315	99,808	79,571	206,650
Refined and candy Cwt.	16,520,254	10,168,882	17,809,121	11,189,870	19,248,187	12,339,001	21,256,846	12,948,834	18,365,417	9,692,839
Unrefined	14,692,906	7,053,119	13,121,769	6,869,763	13,234,937	6,917,438	13,767,143	6,378,024	13,221,492	5,039,407
Molasses	1,353,188	3,634,917	1,609,559	3,850,231	1,317,931	348,130	1,709,077	365,329	2,70,174	383,178
Glucose	1,887,046	731,727	1,825,609	714,638	1,812,502	745,578	1,497,304	651,950	1,147,520	574,192
Tallow and stearine	2,021,941	2,066,433	2,061,137	2,380,033	2,177,991	2,835,217	1,783,510	2,363,246	1,782,008	2,708,717
Tea	271,961,031	10,337,353	283,116,260	10,621,374	300,913,848	10,691,897	363,959,045	9,446,606	293,566,304	8,730,233
Tobacco:—										
Unmanufactured	79,631,955	2,438,521	119,074,855	3,562,853	98,348,500	2,934,559	84,620,722	2,664,351	126,220,633	3,802,125

SESSIONAL PAPER No. 10

Manufactured, of all kinds,	Lbs.	4,621,230	1,448,489	4,926,721	1,947,707	6,362,140	1,864,858	7,411,675	2,081,537	5,573,499	1,900,228
Toys			1,100,476		1,185,201		1,187,773		1,232,725		1,240,480
Vegetables, raw, unmemerated,			1,680,786		1,744,558		1,558,733		1,123,300		1,168,537
Watches, and parts thereof			1,226,469		1,530,299		1,363,900		1,548,174		1,239,886
Wax	Cwt.	48,732	183,257	51,351	187,722	51,616	202,254	40,114	158,748	44,570	181,300
Whalebone		2,475	62,833	3,452	80,292	2,923	59,446	4,628	56,681	3,234	52,824
Wine	Galls.	18,139,652	6,575,691	17,387,744	5,630,496	16,803,829	5,192,903	16,547,266	4,931,335	16,430,414	4,941,716
Wood and timber:—											
Hewn	Loads.	2,331,755	4,900,689	2,664,877	5,319,375	3,121,148	6,462,725	2,772,895	5,450,052	2,810,724	5,435,204
Sawn or split	"	6,363,357	15,056,040	6,639,548	16,209,551	6,632,710	18,686,359	6,281,000	16,319,014	6,676,726	17,171,422
Staves	"	139,120	646,075	126,216	659,312	145,279	721,850	140,004	730,521	119,392	698,630
Furniture, woods and hardwoods:—											
Mahogany	Tons.	77,810	691,220	73,685	663,949	89,393	827,520	74,180	641,301	61,896	532,438
Unmemerated	"	138,745	860,750	239,472	1,349,376	192,134	1,177,459	241,650	1,421,557	227,350	1,373,025
Wood, mfrs. of:—											
House frames, &c.			1,338,822		1,445,425		1,195,314		1,153,759		1,145,154
Other sorts (including wood ware and wood turnery).					742,442		1,109,410		1,129,554		1,320,520
Wool:—											
Alpaca, Vicuna and Llanaa	Lbs.	4,853,594	224,000	5,465,498	260,061	5,795,796	275,065	5,417,923	259,641	6,168,291	311,710
Goats' wool or hair	"	24,275,565	1,397,061	29,073,847	1,795,498	21,896,668	1,289,427	19,897,546	1,309,050	30,028,508	1,844,592
Sheep and lambs	"	694,701,454	23,586,901	663,351,817	23,714,771	553,154,732	21,836,291	686,956,308	21,504,377	637,129,733	19,924,255
Other kinds and hocks	"	1,537,985	103,880	2,318,354	165,691	2,892,146	156,683	3,171,217	142,377	3,906,352	143,168
Woolen rags	Tons.	30,152	580,278	32,330	611,616	30,695	577,803	29,902	568,708	33,156	634,156
Woolen yarn, of all kinds	Lbs.	19,146,072	1,987,620	20,687,103	2,205,477	20,699,694	2,168,716	21,508,449	2,204,072	22,502,539	2,258,772
Woolen mfrs.:—											
Manufactures of goats' wool			88,348		104,448		116,949		112,650		110,172
" of all other sorts			9,825,781		9,861,693		9,190,438		9,577,680		10,641,564
Yeast	Cwt.	152,245	308,708	143,257	343,608	138,739	340,676	130,536	277,990	137,645	284,369
Parcel post (goods free of duty).	No.	986,290	1,313,606	970,165	1,139,500	987,611	1,119,629	1,160,341	1,262,462	1,145,044	1,326,094
Total value of principal and other articles.			470,544,792		485,035,583		523,075,163		521,990,198		528,391,274

* Tons, not number.

3-4 EDWARD VII., A. 1904

GREAT BRITAIN.

TOTAL Quantities and Values of the Principal and Other Articles, the Produce and Manufacture of the United Kingdom, Exported during the Years ended December 31, 1898 to 1902, inclusive.

ARTICLES.	1898.		1899.		1900.		1901.		1902.	
	Quantity.	Value £	Quantity.	Value £	Quantity.	Value £	Quantity.	Value £	Quantity.	Value £
Aerated waters..... Doz. bottles										
Alkali..... Cwt.	3,771,600	1,005,763	3,808,800	1,030,871	1,105,361	1,172,720	967,453	144,858	829,301	131,778
Animals, horses..... No.	36,412	842,106	33,701	757,079	33,653,700	1,119,449	3,726,433	1,123,331	4,345,839	1,252,833
Animals, all other.....		261,878		245,401	30,038	219,916	27,612	603,699	36,032	635,661
Apparel and shaps.....		4,693,660		4,636,414		5,286,746		136,452		186,966
Arms, ammunition and military stores.....								5,571,259		6,297,219
Firearms (snuff)..... No.	131,271	327,621	118,498	223,538	95,306	193,838	134,066	500,340	110,407	316,524
Gunpowder..... Lbs.	8,668,900	194,926	7,923,600	180,366	7,047,200	157,873	6,865,712	171,399	6,724,368	139,028
Of all other kinds.....		1,955,907		1,575,937		1,708,096		1,801,332		1,336,678
Bags and sacks, empty..... Doz.	2,305,100	437,992	2,129,400	433,656	2,331,400	537,904	2,297,400	500,864	1,898,600	441,435
Beer and ale..... Bbls.	476,424	1,623,483	487,032	1,663,555	510,843	1,750,552	522,889	1,782,898	522,316	1,786,300
Biscuits and bread..... Cwt.	245,418	608,292	241,995	610,801	278,337	684,373	273,326	730,386	255,201	857,508
Bladders, casings and sausage skins.....						140,358		134,780		161,979
Bleaching materials and preparations, Cwt.	1,127,500	310,817	1,300,100	321,157	1,297,400	369,190	1,034,400	342,335	902,700	277,017
Books printed.....	211,775	1,336,549	227,680	1,444,435	238,780	1,468,816	247,638	1,552,772	262,219	1,634,256
Brooms and brushes.....						147,293		156,258		100,349
Butter..... Cwt.	11,359	59,731	9,936	53,195	10,510	53,792	11,116	59,376	11,903	79,130
Candles..... Lbs.	24,546,600	329,167	27,733,300	412,181	22,585,500	398,138	24,386,500	432,711	26,149,300	433,549
Caoutchouc, manufactures of.....		1,328,702		1,388,805		1,423,464		1,262,415		1,224,441
Carriages, &c.....										
Railway carriages for passengers and parts thereof.....		728,963		694,520		503,657		639,143		759,397
Railway wagons, trucks, &c., and parts thereof.....		1,099,065		1,212,780		1,122,990		1,965,659		1,576,481
Cycles, and parts thereof.....		960,939		662,108		530,590		718,037		517,412
All other sorts.....		244,038		258,072		331,716		343,069		546,491
Cement..... Tons	325,674	690,320	332,358	699,865	359,914	673,162	305,331	583,974	303,252	520,512
Cheese..... Cwt.	10,126	36,803	9,738	35,890	9,345	36,729	9,268	43,874	8,958	36,446
Chemical products and preparations:.....										
Dye stuffs.....		435,648		365,655		337,045		340,053		337,084
Sulphate of copper.....		855,225		785,225		1,013,200		846,317		836,132
Uncenumerated.....		2,542,485		2,726,107		2,815,575		2,563,587		2,712,624

SESSIONAL PAPER No. 10

Clay, unmanufactured	377,562	409,245	451,312	457,594	482,615	436,522	484,504	456,013	547,319
Clocks, watches, clock and watch movements and parts thereof	80,067	78,511	83,602	104,062	101,657
Coal, cinders, &c.:									
Coal	35,058,436	41,180,332	21,690,394	44,089,197	36,409,614	41,877,081	28,744,984	43,159,046	26,307,551
Coke and cinders	769,712	867,245	748,749	985,865	1,215,736	807,671	700,786	688,646	551,696
Fuel, manufactured	734,624	1,063,777	654,107	1,023,666	994,506	1,081,460	888,978	1,050,256	722,089
Products of coal, &c. (including naphthalene, paraffine, paraffine oil and petroleum)	1,524,446	1,543,942	1,811,644	1,131,253	1,198,205
Cocoa or chocolate, prepared in United Kingdom	3,381,400	3,457,200	177,417	3,850,800	191,783	3,559,900	189,422	2,239,800	123,716
Cordage and twine	291,427	219,077	488,989	210,185	522,461	233,980	534,436	219,001	547,867
Corn, grain and meal:									
Bran and pollard	401,625	385,464	246,352	811,172	178,246	1,297,433	255,112	1,249,569	277,394
Malt	223,392	64,997	24,298	387,060	241,762	481,845	306,928	497,011	325,173
Wheat	406,061	563,131	242,313	720,240	16,970	51,591	19,709	28,711	12,675
All other sorts	169,028	96,630	394,596	842,483	361,666	731,454	313,006
Cotton yarn and twist:									
Gray	298,376,300	7,243,352	6,465,630	123,695,500	5,982,990	131,565,290	6,110,852	123,397,290	5,403,110
Bleached and dyed	38,292,901	37,964,100	1,653,180	34,577,400	1,758,139	38,092,800	1,866,180	42,763,700	2,000,973
Cotton manufactures:									
Piece goods, unbleached, gray	2,261,293	16,761,633	16,327,646	1,926,870	16,188,594	2,104,944	18,309,323	2,117,844	17,761,016
" bleached, white	1,286,580	11,814,027	12,502,838	1,306,257	13,232,873	1,333,350	15,698,946	1,383,773	14,195,280
" printed	958,690	9,957,329	10,713,022	957,915	10,584,581	969,999	10,349,453	961,289	10,722,596
" dyed or manufactured of dyed yarn	769,570	9,394,698	860,106	840,602	12,406,598	816,269	12,143,063	868,631	12,536,027
Piece goods of mixed materials (cotton predominating)	121	2,401	2,518	83	2,193	38	957	15	425
Total of piece goods	5,216,054	47,910,088	50,861,583	5,031,727	52,384,839	5,364,600	56,501,684	5,331,552	55,213,344
Lace and patent net	2,258,997	2,376,200	2,671,021	2,695,819	3,065,800
Stockings and socks	580,500	174,888	175,598	681,700	228,814	687,500	222,637	611,800	198,398
Thread for sewing	27,157,000	3,412,220	3,697,389	34,693,400	3,952,123	31,638,400	3,599,989	32,383,100	3,628,368
Hosiery and small wares	2,221,312	2,378,272	2,792,353	2,726,433	2,946,767
Total cotton manufactures	55,977,565	59,489,042	62,009,150	65,708,582	65,054,017
Earthenware and chinaware and manufactures of clay (including bricks)	2,040,132	2,307,353	2,295,791	2,295,536	2,065,669
Electric fighting apparatus	514,682	510,758	546,157	552,777	617,532
Engine packing	85,928	107,141	121,616
Fish, herrings	1,743,035	1,899,217	1,404,324	1,540,875	2,337,822	1,878,652	2,576,310	2,250,172	2,933,918
of other sorts	689,163	732,635	603,630	674,513	772,674
Flax and hemp	108,510	123,397	119,659	111,800	184,689
Furniture, cabinet and upholstery wares	612,821	571,648	636,629	633,873	505,550

3-4 EDWARD VII., A. 1904

GREAT BRITAIN.
 TOTAL QUANTITIES AND VALUES OF THE PRINCIPAL AND OTHER ARTICLES, THE PRODUCE AND MANUFACTURE OF THE UNITED KINGDOM, EXPORTED,
 &c.—Continued.

Articles.	1898.		1899.		1900.		1901.		1902.	
	Quantity.	Value. £	Quantity.	Value. £	Quantity.	Value. £	Quantity.	Value. £	Quantity.	Value. £
Class:										
Plate.....	1,817,100	96,498	1,764,100	100,030	2,163,800	135,418	66,835	115,317	77,453	108,112
Flint.....	90,764	211,352	88,461	216,000	97,975	241,640	163,501	230,579	101,071	478,454
Common bottles.....	766,085	364,653	794,650	377,855	863,184	421,217	881,565	488,817	484,916	241,362
Other sorts.....	247,201	212,529	240,229	222,463	221,819	237,340	231,047	252,446	281,928	270,202
Glue, size and gelatine.....	865,737	759,516	795,854	850,892	607,179	758,563	667,438	820,778	562,384	778,336
Grease, tallow and animal fat.....		1,504,519		1,536,802		1,534,451		1,460,516		1,773,855
Haberdashery and millinery.....		1,986,692		2,139,392		2,139,738		2,076,604		2,177,524
Hardware and cutlery, unenumerated.....	1,072,119	1,059,739	1,071,315	1,106,647	1,088,014	1,212,340	1,087,141	1,257,018	1,081,415	1,220,147
Hats of all sorts.....	297,219	371,357	294,395	339,657	161,152	310,448	170,097	330,361	188,172	375,451
Hides, raw.....		1,314,976		1,429,786		1,491,377		1,491,984		1,572,273
Implements and tools of industry.....		403,692		411,015		448,521		502,791		533,218
Instruments and apparatus, surgical, anatomical and scientific.....		469,165		459,452		483,204		185,031		182,820
Jewellery.....	49,645,400	1,796,203	45,251,206	459,452	38,708,100	187,807	13,014,500	51,466	46,987,300	529,858
June yarn.....	211,062,700	58,364	213,264,100	59,353	173,976,800	72,902	215,459,300	69,803	195,800,000	1,908,236
June wfs.: Piece goods.....		1,421,996		1,483,114		1,36,426		1,321,826		1,336,562
Other wfs., N. E. S.....	159,330	638,920	157,437	643,498	630,244	1,479,148	678,513	1,653,190	788,838	1,896,604
Leather, unwrought.....		408,427		429,637		479,581		531,652		594,450
" wrought, boots and shoes.....	17,355,400	885,330	18,152,400	909,066	16,347,100	934,201	12,971,100	824,681	14,370,000	841,659
Linca yarn.....		2,731,633		3,279,749		3,129,395		3,242,487		3,322,849
Linen manufactures.....	132,025,200	255,061	137,630,000	292,967	141,563,300	180,981	157,521,000	240,375	18,240,100	306,235
Piece goods, white or plain.....	10,369,400	238,123	12,125,000	292,340	7,806,400	250,039	8,007,600	1,686,700	10,563,100	2,290,863
" checked, printed or dyed.....	5,610,000	238,123	5,104,000	292,340	5,338,500	250,039	4,686,700	254,212	4,325,400	2,290,863
Salcloth.....										
Total piece goods.....	148,004,600	3,224,217	174,279,000	3,795,056	154,708,200	3,851,615	150,215,306	3,737,074	163,128,600	4,650,927
Thread for sewing.....	1,865,600	297,897	2,038,100	235,269	1,838,100	257,154	1,721,000	227,119	1,834,600	234,107
Unenumerated.....		960,740		1,042,467		1,135,825		1,056,306		1,146,342
Total linen manufactures.....		4,392,854		5,072,792		5,224,594		5,020,499		5,430,476

SESSIONAL PAPER No. 10

Lucifers and vesta matches.....	79,812	87,608	98,868	107,775	71,206
Machinery: steam engines.....	3,629,462	3,873,548	4,093,341	4,257,385	4,780,190
" of other sorts.....	14,763,511	15,777,573	15,523,443	13,563,409	13,974,625
Manure (including sulphate of ammonia and other chemical manures).....	443,750	2,427,046	2,408,290	427,122	479,652
Meat: beef, mutton, pork, bacon, hams Cwt.	169,133	384,006	411,181	177,860	151,972
Medicines, drugs and medicinal prepa- rations.....	1,103,934	1,155,639	1,262,085	1,339,979	1,368,545
Metals:					
Iron and steel—					
Iron: old re-manufacture..... Tons	84,802	258,561	388,322	93,497	85,196
Pig and puddled.....	1,042,853	2,739,093	4,785,244	1,427,325	839,182
Bar (except railroad) angle, bolt and rod.....	150,119	993,973	1,543,143	1,011,534	125,063
Railroad, of all sorts.....	699,103	3,611,645	463,731	572,724	716,210
Hoops, sheets, boiler and armour plates.....	327,788	3,311,557	331,957	325,413	414,530
Blank plates for tinning (iron and steel).....	58,327	541,886	829,715	711,729	51,395
Turned plates.....	290,953	2,744,077	3,168,614	272,877	3,704,088
Wire.....	44,123	772,604	886,347	38,441	967,843
Cast and wrought, and all other manufactures.....	355,052	4,732,459	338,637	321,371	3,036,191
Steel, unwrought.....	283,249	2,640,186	3,363,826	213,815	2,365,477
Manufactures of steel, or of steel and iron combined.....	35,071	904,231	41,694	51,851	48,382
Total of iron and steel.....	3,244,350	22,630,272	33,540,689	28,101,049	33,576,883
Copper, unwrought..... Cwt.	533,251	1,430,153	638,413	360,726	1,202,639
Manufactured, mixed or yellow metal.....	204,444	505,024	138,273	175,409	589,835
Manufactured, of other sorts.....	271,586	861,562	220,961	911,817	947,574
Brass and manufactures of.....	163,882	471,254	120,788	631,015	125,680
Lead: pig, sheet, piping and other manufactures..... Tons	38,075	545,354	635,997	35,989	585,545
ores: copper, iron, lead and zinc.....	109,351	294,898	93,908	52,820	66,695
Tin, unwrought..... Cwt.	173,306	157,512	163,220	169,920	122,240
Zinc or spelter, unwrought or wrought.....	173,306	157,512	163,220	169,920	122,240
Metals and manufactures thereof, un- enumerated.....	632,995	711,976	839,188	838,444	862,718
Milk, condensed..... Cwt.	178,655	343,070	390,539	297,130	368,244
Musical instruments and parts thereof. Oil, seed..... Tons	44,688	798,143	290,142	225,385	264,190
" other sorts.....	23,693,100	432,708	1,115,281	1,157,668	1,429,893
Oil and floor cloth..... Sq. yds.	23,693,100	407,511	475,388	53,497	921,066
" Cwt. not Sq. ft.	1,000,447	1,164,237	27,846,400	1,298,907	1,465,845
			1,312,833	26,757,900	31,189,300
			166,845	172,800	159,480
			1,397,495	581,200	1,202,639
			585,130	182,116	740,736
			942,219	219,602	990,870
			631,015	116,239	613,441
			689,760	37,575	457,473
			63,131	66,695	78,694
			762,764	679,464	735,666
			166,845	172,800	159,480
			839,188	838,444	862,718
			390,539	297,130	368,244
			290,142	225,385	264,190
			1,115,281	1,157,668	1,429,893
			475,388	53,497	921,066
			1,312,833	1,298,907	1,465,845
			26,757,900	31,189,300	

3-4 EDWARD VII., A. 1904

GREAT BRITAIN.

Total Quantities and Values of the Principal and Other Articles, the Produce and Manufacture of the United Kingdom, Exported
See 'Concluded.'

ARTICLES.	1898.		1899.		1900.		1901.		1902.			
	Quantity.		Value.		Quantity.		Value.		Quantity.		Value.	
		£		£		£		£		£		£
Painters' colours and materials.		1,689,098	1,833,937		2,053,945		2,007,983		1,972,249		1,972,249	
Paper hangings	Cwt.	80,572	192,488	85,496	196,360	61,254	170,376	60,337	191,801	74,185	194,018	
Of other sorts	"	863,561	1,239,471	814,018	1,327,561	999,457	1,478,422	978,916	1,473,776	1,007,639	1,478,686	
Pertumery, except spirits perfumed in bond		108,601	121,365		130,100		130,100		131,607		147,347	
Pickles, vinegar, sauces, condiments, preserved fruits and confectionery.		1,312,969	1,428,636		1,429,136		1,550,884		1,550,884		1,516,820	
Pictures.	No.	9,082	283,511	8,774	282,121	10,320	297,793	8,495	285,991	10,100	288,454	
Plate, gold and silver	Oz.	160,021	51,591	138,280	48,924	150,063	53,748	173,021	59,982	188,725	65,273	
Plated and gilt wares		375,852	371,915		371,915		405,042		411,010		461,386	
Potatoes.	Cwt.	191,200	45,004	323,100	60,657	179,600	43,112	450,400	90,328	1,709,500	310,349	
Prints, engravings, drawings, photo- graphs, photographs on paper, maps and charts		133,543	148,455		148,455		148,451		138,290		142,801	
Provisions, unenumerated.		723,125	736,530		736,530		974,458		1,241,297		1,380,302	
Rags and other materials for making paper.	Tons	57,696	293,354	61,993	311,929	62,258	375,275	65,158	382,670	67,453	379,057	
Rice, rice meal and flour.	Cwt.		445,012		464,111		477,423		585,310	305,917	165,579	
Saddlery and harness.	Tons	689,178	460,319	628,445	447,462	547,395	457,340	617,263	509,140	613,732	582,712	
Salt.	Cwt.	225,527	210,013	241,483	237,876	260,878	346,282	271,355	336,753	301,883	306,561	
Seeds, of all sorts as British or registered Ships and boats, new (not registered as British or registered as British for abroad)	Lbs.	1,126,300	333,299	1,111,200	471,317	1,191,900	425,647	757,000	294,311	643,900	5,871,573	
Silk thrown, twist and yarn											297,718	
Silks, manufactures:												
Broad piece goods.	Yds.	8,998,800	819,288	9,736,900	869,554	10,246,700	964,234	9,289,900	869,134	9,584,500	802,589	
Of other sorts			709,674		639,681		673,681		560,247		530,725	
Skins and furs of all sorts.			941,415		1,203,690		1,358,126		1,348,511		1,463,075	
Soap.	Cwt.	805,300	829,610	932,700	941,575	874,214	939,540	947,485	999,524	1,048,778	1,126,102	

SESSIONAL PAPER No. 10

Spirits, British and Irish	Pf. galls	4,895,362	1,951,913	5,117,845	2,095,185	5,721,431	2,363,430	6,208,975	2,632,317	6,506,775	2,807,756
Other			69,297	76,903	76,903		1,070,243	1,070,243	73,239		77,919
Stationery, other than paper			987,517	1,016,335	1,016,335		309,459	309,459	1,227,019		1,286,457
Stones and slate			309,167	309,167	309,167		309,459	309,459	282,975		328,463
Sugar—refined	Cwt.	736,041	414,380	647,559	396,060	606,353	381,753	556,309	350,751	716,011	399,498
Molasses, treacle, syrup and glucose			121,221	110,205	110,205		118,897	118,897	135,354		165,575
Telegraphic wires and apparatus			985,283	1,406,731	1,406,731		2,801,401	2,801,401	3,147,985		2,838,641
Tobacco and manufactures of			448,517	471,793	471,793		578,781	578,781	707,414		733,854
Umbrellas and parasols			450,651	478,134	478,134		531,094	531,094	446,171		496,517
Wood and timber			483,208	486,539	486,539		418,324	418,324	459,659		590,125
Wool—											
Sheep and lamb's, raw	Lbs	12,304,400	440,558	22,627,800	728,544	24,928,800	779,628	29,265,000	513,568	37,204,800	929,839
Flocks and rag wool			314,871	13,700,300	341,316	12,937,800	328,234	10,745,000	244,437	9,783,400	216,028
Nails			604,573	13,000,800	769,125	7,897,400	463,757	9,924,300	538,809	11,883,900	619,759
Waste			86,481	2,554,000	77,954	1,393,100	33,849	1,984,500	63,014	2,292,200	73,854
Combed or carded, and tops			1,356,400	29,967,100	1,681,356	28,031,200	1,608,333	27,111,400	1,368,085	40,740,100	1,969,611
Woolen and worsted manufactures—											
Woolen and worsted yarn			4,674,358	63,700,300	4,875,856	57,148,200	4,491,896	18,498,400	3,487,686	52,725,400	3,530,351
Yarn, alpaca and mohair			1,655,152	12,559,500	1,744,639	10,396,900	1,305,700	11,995,800	1,599,983	12,288,300	1,437,796
Yarn, hair or wool, N.O.E.			104,229	4,435,300	101,297	3,022,900	125,733	3,369,100	150,978	3,525,700	169,029
Woolen tissues	Yds.	46,307,700	4,892,973	48,954,100	5,275,691	50,502,600	5,906,279	44,879,100	5,193,074	47,139,700	5,590,419
Worsted coatings and stuffs			5,724,653	102,525,000	6,250,541	102,173,500	6,467,750	93,979,100	5,845,996	102,616,000	6,336,871
Danask tapestry, &c., mohair											
Plushes			306,300	364,600	394,642	401,500	43,221	434,400	46,546	396,900	41,757
Flannels			10,214,900	331,904	10,645,100	333,804	408,635	9,798,500	351,398	8,538,600	299,110
Carpets and druggets			7,430,200	8,311,000	910,820	8,739,900	919,807	7,540,000	829,917	7,672,100	870,098
Blankets			364,137	862,500	392,420	897,900	309,940	779,300	297,125	785,500	308,532
Of other sorts			1,550,829	1,656,252	1,656,252		1,626,322	1,667,284	1,667,284		1,874,572
Total woolen and worsted manufactures (except yarns)			13,699,435		14,789,170		15,682,154		14,237,368		15,291,359
Parcel post	No.	1,402,190	2,139,660	1,461,532	2,467,343	1,705,040	2,051,800	1,742,652	3,642,369	2,001,831	3,478,478
Total value of principal and other articles the produce and manufacture of Great Britain			233,359,240		264,492,211		291,191,996		280,022,376		283,423,965

3-4 EDWARD VII., A. 1904

GREAT BRITAIN.

Total Quantities and Values of the Principal and Other Articles of Foreign and Colonial Merchandise Exported during the Years ended December 31, 1898 to 1902, inclusive. (*From British Returns.*)

Articles.	1898.		1899.		1900.		1901.		1902.	
	Quantity.	Value. £	Quantity.	Value. £	Quantity.	Value. £	Quantity.	Value. £	Quantity.	Value. £
Animals.....		94,199		61,129		83,211		124,471		298,740
Arms and ammunition.....		112,871		57,181		70,691		61,495		91,630
Bacon and hams.....	Cwt.	543,683		820,861		693,204		629,096		438,239
Beads of all sorts.....	Lbs.	2,105,828		1,901,469		69,943		1,211,198		42,368
Beef, salted.....	Cwt.	51,214		18,603		31,171		36,244		52,368
Bidders, cushions and sausage skins.....	Lbs.	1,333,800		1,797,655		224,582		1,102,785		80,233
Bristles.....	Cwt.	63,191		257,999		51,386		254,716		229,846
Butter.....	Cwt.	10,023		33,319		11,326		35,937		227,576
Margarine.....	"	294,823		4,271,661		293,624		3,808,472		46,249
Caoutchouc.....	"	56,634		163,991		168,358		163,579		3,551,866
Cheese.....	"	363,348		292,503		316,536		400,149		156,628
Chemical manufactures and products.....	"	88,072		142,265		131,871		240,913		336,393
China or porcelain and earthenware.....	Lbs.	9,666,345		11,075,685		9,197,104		301,555		288,577
Cocoa.....	Cwt.	558,949		2,129,717		463,144		1,949,466		372,366
Coffee.....	Lbs.	1,865,108		1,961,741		115,915		120,736		1,051,244
Cordage and twine.....	"	1,865,108		1,961,741		115,915		120,736		111,805
Corn, manufactured.....	"	1,865,108		1,961,741		115,915		120,736		138,000
Corn, grain and meal.....	"	1,865,108		1,961,741		115,915		120,736		138,000
Malt.....	Cwt.	5,372		6,838		8,491		1,364		3,330
Wheat.....	Cwt.	142,847		145,082		247,221		108,740		58,860
Other kinds of corn or grain.....	"	1,694,929		289,791		642,125		125,058		47,578
Wheatmeal and flour.....	"	403,109		466,188		401,052		187,465		33,476
Other kinds of meal and flour.....	"	74,094		32,886		88,387		28,583		10,503
Cotton, raw.....	"	1,813,147		3,398,283		1,926,314		3,021,362		6,322,813
Waste of.....	"	46,297,369		51,587,338		31,736,908		158,020		441,498
Manufactures.....	"	481,452		487,824		488,178		557,441		516,672
Drugs:										
Bark, Peruvian.....	Cwt.	29,187		31,431		44,326		69,323		59,109
Opium.....	Lbs.	233,635		266,067		116,267		218,077		209,315
Unenumerated.....	"	418,222		578,437		586,996		553,126		383,016
Dyeing or tanning stuffs:										
Cutch and gambier.....	Tons.	4,094		86,499		5,956		98,314		110,115
Indigo.....	Cwt.	39,064		628,717		29,031		462,136		226,752

SESSIONAL PAPER No. 10

Unenumerated	203,798	686,411	205,487	204,888	251,381
Embroidery and needlework	54,245	80,116	109,090	106,754	132,763
Ferrous substances (including saws)	157,374	123,077	117,866	100,547	66,558
Furniture, ornamental	384,500	633,074	587,036	600,117	508,931
Fish, of all sorts	392,541	671,074	389,307	431,340	626,400
Flax, dressed or undressed and tow	3,705	3,394	2,577	3,615	807,712
Flowers, artificial	73,359	56,097	90,408	112,225	102,305
Fruits (except preserved in sugar)					100,394
Almonds	187,430	48,321	194,983	145,971	150,508
Currants	44,198	31,774	58,955	91,275	22,785
Grapes	40,272	60,397	68,984	23,674	99,755
Lemons	110,199	127,960	69,687	114,200	149,137
Oranges	518,645	45,119	25,134	17,362	12,071
Raisins	148,645	129,226	278,689	113,926	145,412
Unenumerated, dried	40,782	44,109	48,550	55,613	44,185
All other, N.E.S.	234,441	164,273	175,742	132,372	138,771
Glass, of all sorts (except bottles)	219,091	165,785	194,127	211,828	252,779
Glass, bottles	77,972	51,517	50,004	53,292	63,261
(Gross)	12,694	6,768	10,357	7,735	6,670
(Gmt.)					
Arabic	40,797	74,638	66,046	81,478	73,656
Kowrie	39,177	133,276	298,978	152,163	65,737
Lac, seed, shell, stick and dye	217,205	250,822	244,478	242,026	80,733
Unenumerat d.	61,361	233,274	238,136	256,354	447,028
Gutta percha	10,278	73,691	146,689	143,900	70,904
Hair, cow, ball or elk	11,373	15,233	22,007	12,832	137,514
" horse	11,611	103,168	79,111	32,734	49,625
" unenumerated		53,150	94,175	49,269	27,791
Hardware (other than cutlery)	31,316	1,134,125	241,192	256,496	138,421
Hide, dressed or undressed and tow	670,206	1,089,062	1,342,426	1,969,997	1,697,389
Hides, raw	7,434	3,297	10,065	972,431	801,750
Horns and hoofs	2,103	63,619	60,809	18,305	21,401
Implement and tools (including parts thereof)					46,401
Ivory teeth; elephant, sea-cow, sea-horse or sea-norse	5,708	4,831	234,332	207,132	225,818
Jute, raw	115,654	1,317,447	99,279	1,706,092	1,629,772
" manufactures		1,237,311	1,672,956	1,831,654	1,389,014
Lace, of all kinds		518,610	690,189	770,148	1,005,151
Lard	592,515	674,828	480,797	551,512	155,457
Leather	282,311	2,163,292	1,882,936	1,567,329	1,362,458
" manufactures		293,097	299,579	301,392	280,596
Manures; nitrate of soda (cubic nitre), Tons	11,976	90,163	33,181	42,012	23,411
All other, N.E.S.		46,589	11,856	40,150	90,031
Matches		116,738	72,349	113,338	98,155
Meat, preserved, otherwise than by salting	68,465	180,514	283,387	215,729	313,036
" (Cwt.					
Meat, preserved, otherwise than by salting					
" (Cwt.					

GREAT BRITAIN.

TOTAL. Quantities and Values of the Principal and Other Articles of Foreign and Colonial Merchandise Exported, &c. *Continued.*

ARTICLES.	1898.		1899.		1900.		1901.		1902.	
	Quantity.	Value.	Quantity.	Value.	Quantity.	Value.	Quantity.	Value.	Quantity.	Value.
Metals and Ores:		£		£		£		£		£
Copper, unwrought, part wrought, and old copper.....	Tons.	745,792	24,424	1,881,966	48,302	1,440,390	23,194	1,634,353	21,548	1,437,328
Copper and manufactures of, N.E.S.		95,653	87,540	72,469	72,469	68,146	68,146	68,146	68,146	68,146
Iron, bar, angle, bolt and rod.....	Tons.	26,470	18,758	173,936	10,945	109,443	12,411	116,633	8,447	72,819
All other, N.E.S.		47,604	62,483	60,118	60,118	37,041	37,041	37,041	37,041	37,041
Steel, unwrought.....	Tons.	30,896	3,238	29,833	2,732	27,374	1,723	43,466	1,424	44,390
Iron and steel, wrought or manufac- tured.....	Tons.	1,178,714	1,681,500	958,341	1,017,871	958,341	1,017,871	958,341	958,341	958,341
Lead, pig or sheet.....	Tons.	16,207	193,819	16,745	239,343	13,182	290,485	12,901	164,454	101,401
All other, N.E.S.		163,133	32,340	32,340	63,794	63,794	63,794	63,794	63,794	99,968
Tin, in blocks, ingots, bars or slabs.	Cwt.	312,702	1,062,070	337,411	1,394,482	395,063	2,620,252	418,717	2,477,627	2,736,712
All other, N.E.S.		8,224	8,224	34,680	32,164	32,164	16,519	16,519	16,519	65,223
Zinc and manufactures of.....	Tons.	37,049	37,049	81,478	835	835	62,988	47,965	47,965	47,965
Unmaneuvered, unwrought.....	Tons.	100	62,944	800	81,478	835	82,746	965	88,027	76,924
Milk, condensed.....	Cwt.	158,339	158,339	176,068	176,068	186,024	186,024	301,314	301,314	127,145
Musical instruments.....	Cwt.	133,396	256,325	118,391	228,446	164,632	301,460	351,680	309,783	309,783
Nuts and kernels.....	Tons.	13,369	43,369	15,378	47,010	17,010	47,010	52,471	52,471	68,446
For expressing oil therefrom.....	Tons.	21,659	284,747	29,219	319,422	23,030	288,190	17,675	223,745	234,812
Of other sorts (including nuts for fruit).....	Tons.	75,649	75,649	90,009	90,009	90,009	90,009	115,023	115,023	96,284
Oil:										
Cocconut.....	Cwt.	67,065	80,357	105,976	131,402	140,792	176,352	162,769	201,986	219,183
Olive.....	Tons.	3,655	124,728	4,534	154,773	4,997	81,410	2,984	109,915	143,759
Palm.....	Cwt.	572,212	623,664	602,909	657,796	624,456	724,427	688,861	782,427	806,163
Seed.....	Tons.	4,807	83,746	3,938	39,561	2,835	30,419	3,174	74,566	77,254
All other, N.E.S.		173,610	173,610	179,083	179,083	190,371	190,371	158,345	158,345	183,342
Olivo-margarine or oleo-oil.....	Cwt.	29,635	29,635	3,528	23,447	3,409	22,497	3,210	18,584	16,733
Painters' colours and pigments, un- concentrated.....	Tons.	50,903	50,903	41,981	41,981	36,027	36,027	26,405	26,405	26,474
Paper of all kinds (including straw boards and wood pulp boards).....	Cwt.	28,215	83,403	125,657	93,548	143,638	140,372	175,708	128,262	102,125
Paper-making materials.....	Tons.	18,290	119,924	17,295	120,539	16,764	117,876	15,006	111,636	116,139

3-4 EDWARD VII., A. 1904

3-4 EDWARD VII., A. 1904

GREAT BRITAIN.

Total Quantities and Values of the Principal and Other Articles of Foreign and Colonial Merchandise Exported, &c. *Continued.*

ARTICLES.	1898.		1899.		1900.		1901.		1902.	
	Quantity.	Value.	Quantity.	Value.	Quantity.	Value.	Quantity.	Value.	Quantity.	Value.
Tobacco, unmanufactured.....	8,150,690	299,644	5,237,611	111,919	6,328,500	163,969	5,139,391	139,621	6,700,672	236,129
" manufactured.....	755,582	167,257	636,473	111,018	2,013,281	231,309	1,003,106	261,693	981,730	292,529
Toys.....		60,396		9,821		51,488		60,156		51,005
Vegetables, raw.....		135,592		111,251		172,811		130,581		167,013
Watches and parts thereof.....		47,351	105,277	39,798	112,173	50,810	180,108	87,006	139,923	76,481
Wax.....	19,368	80,024	29,719	72,323	13,786	79,387	11,071	38,033	14,101	62,363
Wine.....	990,667	169,513	933,655	139,301	991,633	199,581	1,033,115	562,079	1,010,813	511,564
Wood and timber:										
Hewn.....	8,686	79,329	13,009	113,135	8,289	104,241	8,883	106,974	11,237	131,535
Sawn or split.....	25,792	91,291	18,800	71,216	17,219	99,974	21,067	107,591	25,660	137,015
Furniture woods and hardwoods, of										
all sorts.....	17,083	182,248	22,479	227,397	32,293	303,969	31,580	392,121	31,540	219,901
All other, N.E.S.....		106,267		81,711		201,101		183,993		243,247
Wool, sheep and lambs.....	282,799,721	10,068,768	291,905,548	10,161,663	195,363,361	7,428,121	293,062,982	10,619,170	283,770,603	10,971,638
All other sorts.....		81,840		176,099		103,412		132,560		226,915
Woollen manufactures.....		781,216		701,610		892,605		912,278		897,016
Woollen yarn, including rags.....		25,184		28,280		27,187		18,111		24,823
Total value of principal and other										
articles, Foreign and Colonial mer-										
chandise.....		60,634,748		65,012,417		63,181,758		67,811,892		65,814,813
Total export of produce and manufac-										
ture of Great Britain.....		233,359,240		264,492,211		291,191,496		280,022,376		283,423,966
Grand totals.....		294,013,988		329,534,638		351,373,751		347,864,268		319,238,779

STATEMENT of the Quantities and Values of the Principal and Other Articles of Merchandise Imported into Great Britain from Canada and the United States, respectively, during the Years ended December 31, 1893 to 1902 inclusive. (From British Returns.)

Abbreviations : C., Canada ; U.S., United States.

ARTICLES.	QUANTITIES AND VALUES.										
	1893.	1894.	1895.	1896.	1897.	1898.	1899.	1900.	1901.	1902.	
Animals, living :—											
Oxen, bulls and cows	{ C. £	{ 82,318 1,346,360	{ 95,981 1,593,272	{ 101,591 1,607,849	{ 126,495 2,043,269	{ 108,405 1,774,760	{ 94,660 1,806,258	{ 104,839 1,844,830	{ 88,211 1,484,830	{ 93,674 1,644,478	
	{ U. S. { £	{ 381,932 4,668,296	{ 276,533 4,916,880	{ 383,119 6,735,519	{ 416,299 7,230,851	{ 369,478 6,238,984	{ 321,229 5,341,781	{ 309,249 6,590,744	{ 405,704 7,324,134	{ 324,431 6,144,646	
Sheep and lambs	{ C. £	{ 236,103 198,138	{ 387,181 453,250	{ 453,250 769,894	{ 296,760 405,803	{ 186,755 272,421	{ 121,030 184,446	{ 142,906 224,843	{ 300,152 463,519	{ 233,227 361,736	
	{ U. S. { £	{ 344,843 3,589	{ 769,894 6,782	{ 405,803 12,303	{ 405,803 11,822	{ 272,421 11,247	{ 184,446 11,247	{ 224,843 17,009	{ 463,519 25,988	{ 361,736 46,757	
Horses	{ C. £	{ 1,815 72,054	{ 3,424 181,079	{ 12,303 363,137	{ 11,822 318,689	{ 11,247 280,457	{ 6,359 25,328	{ 4,792 25,169	{ 2,976 30,880	{ 1,500 19,360	
	{ U. S. { £	{ 1,319 90,595	{ 4,843 178,138	{ 10,351 345,375	{ 17,330 532,623	{ 26,520 793,565	{ 30,880 791,410	{ 19,360 952,956	{ 19,360 659,299	{ 7,146 264,519	
Butter	{ C. Cwt.	{ 43,160 194,324	{ 20,887 90,121	{ 38,349 143,401	{ 88,337 339,744	{ 109,492 444,882	{ 156,865 661,935	{ 250,083 640,760	{ 138,313 1,008,002	{ 285,765 1,347,343	
	{ U. S. { £	{ 22,930 104,220	{ 29,996 123,947	{ 66,932 271,776	{ 141,533 617,525	{ 154,196 633,549	{ 159,137 285,309	{ 56,046 704,061	{ 150,121 689,164	{ 54,458 252,874	
Cheese	{ C. £	{ 1,046,704 2,575,893	{ 1,142,104 2,688,946	{ 1,150,018 2,335,348	{ 1,234,227 2,539,301	{ 1,526,644 3,349,501	{ 1,432,181 2,943,725	{ 1,337,198 3,014,211	{ 1,511,872 3,799,225	{ 1,709,565 4,301,839	
	{ U. S. { £	{ 643,235 1,577,531	{ 672,347 1,608,405	{ 500,413 1,099,283	{ 581,137 1,234,037	{ 631,616 1,413,079	{ 590,737 1,006,586	{ 680,583 1,380,600	{ 540,102 1,274,061	{ 300,479 962,112	
Cordage	{ C. £	{ 13,627	{ 26,006	{ 28,827	{ 15,709	{ 56,477	{ 37,322	{ 48,977	{ 116,394	{ 81,340	
	{ U. S. { £	{ 3,157,355	{ 2,828,515	{ 1,844,000	{ 3,617,900	{ 4,820,500	{ 5,012,030	{ 5,256,300	{ 6,337,000	{ 9,527,475	
Corn, grain and meal :	{ C. Cwt.	{ 1,023,905	{ 773,952	{ 556,920	{ 1,092,372	{ 1,875,628	{ 1,948,147	{ 1,801,935	{ 2,206,878	{ 2,216,049	
Wheat	{ C. £	{ 32,262,848	{ 24,658,245	{ 27,084,120	{ 30,694,900	{ 34,693,200	{ 37,853,200	{ 34,650,648	{ 32,588,470	{ 40,466,300	
	{ U. S. { £	{ 10,610,530	{ 6,854,394	{ 7,760,367	{ 9,704,350	{ 13,194,770	{ 15,294,766	{ 11,811,700	{ 11,227,268	{ 13,453,541	

* Not separately stated.

GREAT BRITAIN

STATEMENT of the Quantities and Values of the Principal and Other Articles of Merchandise Imported into Great Britain from Canada and the United States, respectively, during the Years ended December 31, 1893 to 1902, inclusive. *Cont.* (From *British Returns*.)

Abbreviations: C., Canada; U.S., United States.

QUANTITIES AND VALUES.

Articles.

	1893.	1894.	1895.	1896.	1897.	1898.	1899.	1900.	1901.	1902.	
Corn, grain and meal <i>Concluded.</i>											
Barley	{ Cwt. 18,743 £ 5,886 U.S. 1,586,441 £ 327,283	{ Cwt. 3,711 £ 992 U.S. 1,514,751 £ 493,273	{ Cwt. 400 £ 210 U.S. 734,250 £ 230,809	{ Cwt. 118,800 £ 33,116 U.S. 3,241,900 £ 906,980	{ Cwt. 67,970 £ 16,511 U.S. 3,353,600 £ 939,188	{ Cwt. 156,860 £ 41,141 U.S. 2,392,800 £ 791,867	{ Cwt. 367,640 £ 100,511 U.S. 1,916,970 £ 572,921	{ Cwt. 598,660 £ 173,963 U.S. 2,277,100 £ 1,349,816	{ Cwt. 698,660 £ 227,762 U.S. 2,630,610 £ 872,691	{ Cwt. 120,400 £ 32,702 U.S. 2,458,533 £ 936,691	{ Cwt. 71,389 £ 19,910 U.S. 2,958,533 £ 936,691
Oats	{ Cwt. 729,911 £ 227,215 U.S. 876,411 £ 239,596	{ Cwt. 80,931 £ 25,238 U.S. 39,781 £ 12,211	{ Cwt. 3,350 £ 936 U.S. 297,800 £ 67,261	{ Cwt. 781,700 £ 188,118 U.S. 4,552,500 £ 1,051,792	{ Cwt. 1,754,750 £ 413,838 U.S. 8,082,300 £ 1,913,478	{ Cwt. 2,172,300 £ 702,252 U.S. 8,121,320 £ 2,290,368	{ Cwt. 1,387,100 £ 371,929 U.S. 7,072,000 £ 1,841,317	{ Cwt. 1,518,100 £ 409,027 U.S. 5,715,200 £ 1,479,737	{ Cwt. 1,519,000 £ 317,488 U.S. 4,143,800 £ 1,479,737	{ Cwt. 1,451,000 £ 371,488 U.S. 4,143,800 £ 1,485,928	{ Cwt. 390,958 £ 183,656 U.S. 1,221,271 £ 357,763
Pease	{ Cwt. 878,075 £ 280,543 U.S. 515,325 £ 170,367	{ Cwt. 680,394 £ 194,076 U.S. 384,101 £ 144,342	{ Cwt. 441,520 £ 134,763 U.S. 243,736 £ 73,659	{ Cwt. 1,039,390 £ 301,019 U.S. 382,730 £ 114,101	{ Cwt. 1,112,730 £ 287,496 U.S. 626,630 £ 168,804	{ Cwt. 1,013,690 £ 309,294 U.S. 568,170 £ 173,896	{ Cwt. 753,120 £ 240,636 U.S. 476,870 £ 162,312	{ Cwt. 849,700 £ 276,606 U.S. 581,303 £ 199,834	{ Cwt. 707,700 £ 235,046 U.S. 440,100 £ 153,481	{ Cwt. 707,700 £ 235,046 U.S. 440,100 £ 153,481	{ Cwt. 217,186 £ 80,301 U.S. 248,737 £ 90,245
Maize or Indian corn	{ Cwt. 786,611 £ 2,232,564 U.S. 2,224,722	{ Cwt. 1,661,882 £ 4,571,062 U.S. 2,172,024	{ Cwt. 293,654 £ 13,430,300 U.S. 3,301,308	{ Cwt. 539,205 £ 27,127,300 U.S. 5,052,394	{ Cwt. 740,609 £ 39,645,100 U.S. 6,623,230	{ Cwt. 1,033,749 £ 47,463,100 U.S. 7,314,935	{ Cwt. 1,082,621 £ 39,469,400 U.S. 8,189,167	{ Cwt. 1,069,547 £ 421,950 U.S. 25,564,900	{ Cwt. 1,476,221 £ 25,564,900 U.S. 5,914,965	{ Cwt. 1,476,221 £ 25,564,900 U.S. 5,914,965	{ Cwt. 291,472 £ 1,945,138 U.S. 561,230
Other kinds of corn and grain	{ Cwt. 95,646 £ 27,867 U.S. 181,035 £ 57,572	{ Cwt. 27,617 £ 7,066 U.S. 16,380 £ 4,384	{ Cwt. 10,400 £ 2,732 U.S. 18	{ Cwt. 137,490 £ 35,617 U.S. 262,020	{ Cwt. 275,540 £ 67,539 U.S. 508,180	{ Cwt. 446,180 £ 122,394 U.S. 508,180	{ Cwt. 224,300 £ 63,396 U.S. 611,420	{ Cwt. 280,740 £ 82,462 U.S. 415,020	{ Cwt. 403,730 £ 116,191 U.S. 313,200	{ Cwt. 403,730 £ 116,191 U.S. 313,200	{ Cwt. 391,472 £ 106,864 U.S. 460,195
Wheat meal or flour	{ Cwt. 1,080,955 £ 508,130 U.S. 17,995,691	{ Cwt. 1,195,121 £ 481,005 U.S. 13,131,486	{ Cwt. 2,343,300 £ 1,003,779 U.S. 3,384,658	{ Cwt. 1,931,420 £ 816,487 U.S. 6,786,600	{ Cwt. 1,530,690 £ 803,380 U.S. 11,062,920	{ Cwt. 1,968,200 £ 1,057,927 U.S. 9,470,433	{ Cwt. 2,498,920 £ 1,151,246 U.S. 18,405,796	{ Cwt. 1,495,219 £ 570,650 U.S. 17,877,308	{ Cwt. 1,358,100 £ 628,611 U.S. 18,369,882	{ Cwt. 1,358,100 £ 628,611 U.S. 18,369,882	{ Cwt. 1,943,233 £ 869,933 U.S. 15,587,217
Ornamental	{ Cwt. 91,709 £ 50,181 U.S. 249,987	{ Cwt. 67,622 £ 23,895 U.S. 171,201	{ Cwt. 77,450 £ 38,107 U.S. 388,351	{ Cwt. 113,000 £ 54,980 U.S. 438,040	{ Cwt. 95,330 £ 41,041 U.S. 631,100	{ Cwt. 132,020 £ 63,407 U.S. 822,940	{ Cwt. 86,830 £ 40,882 U.S. 141,670	{ Cwt. 113,600 £ 55,604 U.S. 170,130	{ Cwt. 113,600 £ 55,604 U.S. 170,130	{ Cwt. 92,200 £ 45,205 U.S. 740,970	{ Cwt. 62,083 £ 34,111 U.S. 542,498
	{ Cwt. 136,165	{ Cwt. 101,586	{ Cwt. 238,430	{ Cwt. 274,367	{ Cwt. 387,598	{ Cwt. 547,235	{ Cwt. 456,384	{ Cwt. 463,469	{ Cwt. 497,335	{ Cwt. 447,801	

SESSIONAL PAPER No. 10

Meal, all other sorts.....	(C.....)	£	10,837	1,199	5,562	2,260	4,425	1,907
	(U.S.....)	£	387,248	388,483	515,611	467,287	465,857	102,621
Cotton : raw.....	(C.....)	(Cwt.)	1,618	5,219	4,098	1	10,550	390
	(U.S.....)	(£)	3,020	9,041	6,769	2	28,638	970
	(C.....)	(Cwt.)	12,323,090	16,119,227	11,617,490	12,190,169	13,221,303	12,177,136
	(U.S.....)	(£)	24,557,513	27,313,632	19,164,130	30,196,513	32,355,712	29,288,929
Manufactures of all sorts.....	(C.....)	£	6,491	8,419	11,244	5,186	5,064	7,671
	(U.S.....)	£	245,441	302,366	249,603	287,015	332,145	253,808
Dyestuffs and substances used in tanning :								
Extracts.....	(C.....)	£	14,863	23,094	19,534	15,977	17,527	18,565
	(U.S.....)	£	63,001	58,260	77,332	73,287	65,899	63,511
Eggs.....	(C.....)	(Gt. lbs.)	436,903	500,373	646,867	807,702	704,033	517,822
	(U.S.....)	(£)	178,931	251,710	233,693	288,945	255,956	293,316
	(C.....)	(Gt. lbs.)	60,745	47,703	144,754	425,863	312,788	169,372
	(U.S.....)	(£)	22,610	16,097	54,373	136,168	125,643	67,934
Fish, of all sorts.....	(C.....)	(Cwt.)	211,659	236,777	286,934	406,198	230,073	335,891
	(U.S.....)	(£)	659,409	659,409	834,866	930,185	690,451	424,561
	(C.....)	(Cwt.)	426,446	424,169	413,870	409,334	402,337	429,023
	(U.S.....)	(£)	739,270	739,641	716,383	613,843	666,334	728,834
Fruits :								
Apples, raw.....	(C.....)	(Bush.)	1,081,859	1,020,929	1,442,436	1,549,451	1,803,638	1,474,712
	(U.S.....)	(£)	317,154	278,158	416,292	470,906	563,953	569,891
	(C.....)	(Bush.)	984,413	2,614,389	1,868,115	1,249,498	1,249,163	1,898,689
	(U.S.....)	(£)	488,114	672,243	592,722	402,119	383,763	510,779
	(C.....)	(Tons.)	16,929	2,398	6,265	21,196	13,327	48,652
	(U.S.....)	(£)	60,852	9,160	28,261	30,060	67,997	49,923
	(C.....)	(Tons.)	36,176	5,939	24,633	2,044,727	44,198	83,694
	(U.S.....)	(£)	122,338	20,177	303,955	150,292	140,682	169,127
Hops.....	(C.....)	£	2,742	2,673	1,962	1,123	1,848	3,529
	(U.S.....)	£	502,596	437,893	368,865	838,974	587,356	587,733
Lead.....	(C.....)	(Cwt.)	18,664	48,052	109,900	40,326	44,956	83,108
	(U.S.....)	(£)	35,584	80,734	138,405	46,468	68,391	113,739
	(C.....)	(Cwt.)	1,674,688	1,681,619	1,668,117	1,683,119	2,044,727	2,071,537
	(U.S.....)	(£)	2,706,653	2,836,785	2,692,639	1,927,162	2,796,308	2,909,122
Leather.....	(C.....)	(Dhs.)	3,452,078	2,380,042	3,617,877	3,844,288	4,277,616	4,513,712
	(U.S.....)	(£)	124,319	109,562	147,889	189,399	189,864	139,206
	(C.....)	(Dhs.)	63,148,945	63,992,396	66,659,104	57,761,356	64,124,600	70,536,052
	(U.S.....)	(£)	2,564,020	2,735,936	2,900,471	2,606,406	3,036,811	3,362,569
	(C.....)	(£)	3,634,638	3,356,308	3,634,638	3,356,308	3,634,638	3,356,308

* (Cwt., not bushels).

SESSIONAL PAPER No. 10

Pork, salted.....	{ C..... } 2,287	7,702	12,545	16,613	16,291	17,659	18,698	18,491	14,849	10,348
	{ U.S.... } 2,848	10,255	15,455	19,291	17,005	19,088	21,742	20,426	22,700	20,418
Unenumerated, salted or fresh.....	{ C..... } 110,800	150,186	122,902	137,073	141,428	175,000	164,042	157,680	137,480	105,416
	{ U.S.... } 199,503	236,878	170,324	176,976	167,590	224,531	199,850	177,971	297,856	187,431
Unenumerated, salted or fresh.....	{ C..... } 1,099	671	1,301	2,325	1,968	6,504	3,345	7,142	5,037	5,037
	{ U.S.... } 21,865	31,315	37,301	60,610	76,102	106,440	4,665	8,593	7,160	7,651
Unenumerated, salted or fresh.....	{ C..... } 46,489	62,498	63,611	99,053	126,714	136,706	214,283	231,432	174,830	163,348
	{ U.S.... } 6,339	7,250	13,763	37,060	24,138	16,553	19,138	17,816	28,543	20,283
Preserved, otherwise than by salting.....	{ C..... } 10,289	151,519	31,326	89,773	59,374	44,456	49,063	52,514	74,959	60,151
	{ U.S.... } 341,848	277,903	339,941	288,702	239,621	240,523	293,588	419,863	459,618	387,258
Metals and Ores :—	{ C..... } 806,784	697,100	844,234	705,252	613,516	718,703	841,097	1,224,847	1,294,304	1,463,618
	{ U.S.... } 502	716	62	13	65	65	644	644	2,110	2,110
Copper, regulus and precipitate.....	{ C..... } 10,395	13,031	1,146	296	1,950	4,920	3,950	19,433	19,433	65,626
	{ U.S.... } 37,761	4,836	15,159	20,656	11,863	9,626	5,479	9,108	20,809	13,356
Copper, unwrought and part wrought.....	{ C..... } 1,906,643	119,961	411,955	391,618	353,125	292,506	197,887	378,252	695,808	406,098
	{ U.S.... } 17,044	31,724	12,550	32,557	29,545	39,211	21,307	28,218	18,957	41,761
Copper, other and mfrs. of.....	{ C..... } 761,803	1,320,374	539,449	1,512,476	1,471,578	2,058,820	1,535,263	2,121,194	1,360,801	2,283,734
	{ U.S.... } 2,283	4,806	2,772	3,708	3,814	2,873	2,390	4,305	1,995	2,069
Iron, pig and puddled.....	{ C..... } 30,143	63,741	76,365	115,919	472,704	239,172	294,564	464,124	143,268	240,762
	{ U.S.... } 1,181	1,339	3,668	17,417	91,196	76,356	80,988	94,282	116,630	116,134
Iron, steel, unwrought.....	{ C..... } 3,697	1,837	14,279	47,968	209,275	180,615	219,715	350,649	132,999	59,762
	{ U.S.... } 37	504	37	504	37	504	387	1,877	235	33
Iron and steel, manufactures of :—	{ C..... } 904	1,068	2,138	1,010	1,126	1,292	135	682	1,879	437
	{ U.S.... } 109,688	68,368	99,843	117,304	113,843	135,801	92,894	103,959	157,851	3,574
Sewing machines.....	{ C..... } *	*	*	*	459,124	543,625	224,119	137,387	117,990	103,544
	{ U.S.... } *	*	*	*	28,649	34,279	21,809	10,825	67,060	61,740
Cycles.....	{ C..... } *	*	*	*	1,306,449	2,017,386	2,609,397	2,261,624	2,347,681	2,804,657
	{ U.S.... } *	*	*	*	1,306,449	2,017,386	2,609,397	2,261,624	2,347,681	2,804,657

* Included with "Iron and steel, manufactures of, unenumerated" prior to 1897.

SESSIONAL PAPER No. 10

Oils :-	C	U.S.	Tons.	£	1	160	64	406	157	308	70
Seed	C	U.S.	Tons.	£	9,627	9,376	13,652	4,189	13,652	17,258	12,360
Tannin or blubber	C	U.S.	Tons.	£	375	168	1,306	2,171	14,404	214	708
Tannin or blubber	C	U.S.	Tons.	£	2,195	2,171	3,743	3,743	2,694	2,911	2,388
Tannin or blubber	C	U.S.	Tons.	£	4,003	4,635	6,394	6,394	4,071	4,679	11,292
Seed cake	C	U.S.	Tons.	£	167,766	143,748	153,491	153,491	184,369	180,964	167,362
Paper of all sorts	C	U.S.	Tons.	£	8,300	11,831	14,735	81,853	136,583	115,997	107,628
Paper-making materials: Pulp of wood	C	U.S.	Tons.	£	2,714	46,685	38,422	38,422	54,507	70,110	83,771
Paper-making materials: Pulp of wood	C	U.S.	Tons.	£	847	7,148	17,279	10,225	12,006	11,384	4,704
Paper-making materials: Pulp of wood	C	U.S.	Tons.	£	5,485	5,338	5,338	5,338	5,210	5,064	15,229
Paraffine	C	U.S.	Tons.	£	681,381	736,136	907,300	1,039,101	924,636	796,897	947,341
Poultry and Game, alive or dead	C	U.S.	Tons.	£	6,268	8,398	12,699	27,719	18,916	10,953	12,138
Needs :-	C	U.S.	Tons.	£	8,391	11,365	6,294	6,294	2,942	1,338	1,523
Clover and grass	C	U.S.	Tons.	£	18,013	12,652	13,458	143,651	108,353	70,633	115,722
Clover and grass	C	U.S.	Tons.	£	199,802	241,791	392,366	279,807	231,226	164,158	277,413
Flax or flaxseed	C	U.S.	Tons.	£	3,575	26,695	90,258	83,617	9,678	14,537	22,164
Flax or flaxseed	C	U.S.	Tons.	£	6,582	40,820	57,292	50,331	65,006	53,898	113,931
Skins and furs	C	U.S.	Tons.	£	377,728	139,761	63,138	183,970	101,736	149,238	265,631
Skins and furs	C	U.S.	Tons.	£	380,583	573,797	499,869	11,185	2,698	618,535	716,589
Vegetables, raw	C	U.S.	Tons.	£	19,462	10,439	18,987	108,466	100,925	1,082	568
Wood and timber:	C	U.S.	Tons.	£	151,082	157,432	168,554	111,465	113,488	90,042	78,887
Hewn	C	U.S.	Tons.	£	133,339	178,923	139,413	179,143	180,666	180,457	180,742
Hewn	C	U.S.	Tons.	£	621,218	777,571	651,604	808,215	878,656	799,389	922,193

STATEMENT of the Quantities and Values of the Principal and Other Articles of Merchandise (Produce and Manufacture of Great Britain), Exported from Great Britain to Canada and the United States, respectively, during the Years ended December 31, 1893 to 1902, inclusive. — (From British Returns.)

GREAT BRITAIN.

Abbreviations: C., Canada; U.S., United States.

ARTICLES.	QUANTITIES AND VALUES.										
	1893.	1894.	1895.	1896.	1897.	1898.	1899.	1900.	1901.	1902.	
Alkali.....	212,500 Cwt. { £.....	230,100 Cwt. { £.....	212,000 Cwt. { £.....	202,700 Cwt. { £.....	178,600 Cwt. { £.....	191,700 Cwt. { £.....	223,400 Cwt. { £.....	247,800 Cwt. { £.....	175,414 Cwt. { £.....	263,294 Cwt. { £.....	
Animals living:—											
Horses.....	289 No. { £.....	71 No. { £.....	40 No. { £.....	26 No. { £.....	32 No. { £.....	121 No. { £.....	158 No. { £.....	158 No. { £.....	139 No. { £.....	215 No. { £.....	
Bulls, oxen, cows and calves.....	17,094 No. { £.....	4,327 No. { £.....	4,492 No. { £.....	1,368 No. { £.....	2,496 No. { £.....	5,115 No. { £.....	12,072 No. { £.....	16,008 No. { £.....	11,537 No. { £.....	23,136 No. { £.....	
	516 No. { £.....	224 No. { £.....	126 No. { £.....	59 No. { £.....	65 No. { £.....	115 No. { £.....	185 No. { £.....	439 No. { £.....	574 No. { £.....	823 No. { £.....	
	190,050 No. { £.....	43,091 No. { £.....	15,085 No. { £.....	8,275 No. { £.....	7,949 No. { £.....	13,503 No. { £.....	18,520 No. { £.....	39,226 No. { £.....	79,383 No. { £.....	94,463 No. { £.....	
Sheep and lambs.....	20 No. { £.....	26 No. { £.....	10 No. { £.....	19 No. { £.....	9 No. { £.....	140 No. { £.....	253 No. { £.....	572 No. { £.....	402 No. { £.....	374 No. { £.....	
	585 No. { £.....	552 No. { £.....	210 No. { £.....	575 No. { £.....	306 No. { £.....	3,209 No. { £.....	6,600 No. { £.....	17,169 No. { £.....	16,462 No. { £.....	24,048 No. { £.....	
	13,164 No. { £.....	7,062 No. { £.....	9,000 No. { £.....	5,727 No. { £.....	10,511 No. { £.....	17,150 No. { £.....	23,239 No. { £.....	29,168 No. { £.....	27,252 No. { £.....	41,298 No. { £.....	
Appared and haberdashery.....	2,024 No. { £.....	161 No. { £.....	351 No. { £.....	184 No. { £.....	333 No. { £.....	317 No. { £.....	704 No. { £.....	703 No. { £.....	567 No. { £.....	155 No. { £.....	
	14,985 No. { £.....	1,085 No. { £.....	1,388 No. { £.....	953 No. { £.....	1,349 No. { £.....	1,531 No. { £.....	2,693 No. { £.....	3,706 No. { £.....	3,834 No. { £.....	2,370 No. { £.....	
Arms, ammunition and military stores.....	512,635 £.....	381,424 £.....	432,066 £.....	411,718 £.....	369,228 £.....	391,689 £.....	384,723 £.....	398,647 £.....	406,501 £.....	528,387 £.....	
	193,326 £.....	124,279 £.....	158,832 £.....	105,788 £.....	88,934 £.....	77,000 £.....	84,874 £.....	101,077 £.....	96,870 £.....	162,428 £.....	
	16,493 £.....	23,916 £.....	29,250 £.....	257,649 £.....	138,784 £.....	52,934 £.....	41,271 £.....	53,900 £.....	108,769 £.....	80,322 £.....	
	45,059 £.....	24,112 £.....	22,622 £.....	24,973 £.....	21,374 £.....	169,557 £.....	79,240 £.....	57,590 £.....	39,884 £.....	32,369 £.....	
Beer and ale.....	4,754 Brls. { £.....	3,719 Brls. { £.....	3,330 Brls. { £.....	2,980 Brls. { £.....	3,408 Brls. { £.....	3,638 Brls. { £.....	3,818 Brls. { £.....	4,287 Brls. { £.....	3,908 Brls. { £.....	3,588 Brls. { £.....	
	19,349 Brls. { £.....	14,729 Brls. { £.....	14,081 Brls. { £.....	12,121 Brls. { £.....	14,785 Brls. { £.....	15,460 Brls. { £.....	16,345 Brls. { £.....	18,984 Brls. { £.....	18,984 Brls. { £.....	15,791 Brls. { £.....	
	46,575 Brls. { £.....	36,892 Brls. { £.....	40,745 Brls. { £.....	33,553 Brls. { £.....	32,040 Brls. { £.....	32,487 Brls. { £.....	28,168 Brls. { £.....	47,609 Brls. { £.....	43,882 Brls. { £.....	42,040 Brls. { £.....	
	210,448 Brls. { £.....	165,506 Brls. { £.....	187,525 Brls. { £.....	152,233 Brls. { £.....	159,796 Brls. { £.....	146,133 Brls. { £.....	173,349 Brls. { £.....	210,462 Brls. { £.....	204,423 Brls. { £.....	206,324 Brls. { £.....	
Bleaching materials.....	31,700 Cwt. { £.....	23,400 Cwt. { £.....	29,100 Cwt. { £.....	19,300 Cwt. { £.....	28,100 Cwt. { £.....	27,300 Cwt. { £.....	29,000 Cwt. { £.....	18,100 Cwt. { £.....	24,400 Cwt. { £.....	14,900 Cwt. { £.....	
	12,924 Cwt. { £.....	9,127 Cwt. { £.....	7,059 Cwt. { £.....	6,758 Cwt. { £.....	9,072 Cwt. { £.....	7,913 Cwt. { £.....	6,864 Cwt. { £.....	5,880 Cwt. { £.....	8,323 Cwt. { £.....	4,703 Cwt. { £.....	
	786,600 Cwt. { £.....	786,400 Cwt. { £.....	891,300 Cwt. { £.....	744,200 Cwt. { £.....	754,300 Cwt. { £.....	738,300 Cwt. { £.....	872,100 Cwt. { £.....	880,700 Cwt. { £.....	726,200 Cwt. { £.....	649,700 Cwt. { £.....	
	334,141 Cwt. { £.....	311,022 Cwt. { £.....	317,089 Cwt. { £.....	253,736 Cwt. { £.....	236,886 Cwt. { £.....	194,371 Cwt. { £.....	139,639 Cwt. { £.....	245,425 Cwt. { £.....	243,917 Cwt. { £.....	139,928 Cwt. { £.....	

* Includes 'All other animals' except 'Horses.'

3-4 EDWARD VII., A. 1904

GREAT BRITAIN.

STATEMENT of the Quantities and Values of the Principal and Other Articles of Merchandise (Produce and Manufacture of Great Britain), Exported from Great Britain to Canada and the United States, respectively, during the Years ended December 31, 1893 to 1902, inclusive. *Con.* (*From British Returns.*)

Abbreviations: C., Canada; U.S., United States.

QUANTITIES AND VALUES.

ARTICLES.	QUANTITIES AND VALUES.									
	1893.	1894.	1895.	1896.	1897.	1898.	1899.	1900.	1901.	1902.
Books, printed	{ C. } Cwt. 9,244	{ C. } £ 7,253	{ C. } Cwt. 8,139	{ C. } £ 8,335	{ C. } Cwt. 9,543	{ C. } £ 9,909	{ C. } Cwt. 8,888	{ C. } £ 9,925	{ C. } Cwt. 8,912	{ C. } £ 9,623
	{ U.S. ... } Cwt. 43,906	{ U.S. ... } £ 39,750	{ U.S. ... } Cwt. 38,048	{ U.S. ... } £ 41,665	{ U.S. ... } Cwt. 43,087	{ U.S. ... } £ 40,410	{ U.S. ... } Cwt. 41,852	{ U.S. ... } £ 46,963	{ U.S. ... } Cwt. 43,933	{ U.S. ... } £ 43,108
	{ C. } £ 392,219	{ C. } £ 317,731	{ C. } £ 301,448	{ C. } £ 313,026	{ C. } £ 365,477	{ C. } £ 301,636	{ C. } £ 313,104	{ C. } £ 324,681	{ C. } £ 344,968	{ C. } £ 374,689
Caoutchouc, manufactures of	{ C. } £ 19,147	{ C. } £ 16,082	{ C. } £ 22,222	{ C. } £ 19,659	{ C. } £ 18,651	{ C. } £ 27,736	{ C. } £ 28,658	{ C. } £ 24,810	{ C. } £ 25,104	{ C. } £ 28,997
	{ U.S. ... } £ 85,389	{ U.S. ... } £ 79,489	{ U.S. ... } £ 96,121	{ U.S. ... } £ 56,708	{ U.S. ... } £ 62,090	{ U.S. ... } £ 45,002	{ U.S. ... } £ 48,956	{ U.S. ... } £ 51,553	{ U.S. ... } £ 50,867	{ U.S. ... } £ 44,796
Carrriages, viz :—	{ C. } £ 41,553	{ C. } £ 50,805	{ C. } £ 27,750	{ C. } £ 35,932	{ C. } £ 16,512	{ C. } £ 2,844	{ C. } £ 3,603	{ C. } £ 1,512	{ C. } £ 1,400	{ C. } £ 439
Cycles and parts thereof	{ C. } £ 200,225	{ C. } £ 70,714	{ C. } £ 162,702	{ C. } £ 187,412	{ C. } £ 24,368	{ C. } £ 5,723	{ C. } £ 5,664	{ C. } £ 3,173	{ C. } £ 1,787	{ C. } £ 1,970
	{ U.S. ... } Tons. 28,607	{ U.S. ... } £ 20,007	{ U.S. ... } Tons. 14,758	{ U.S. ... } £ 17,745	{ U.S. ... } Tons. 11,883	{ U.S. ... } £ 13,535	{ U.S. ... } Tons. 18,510	{ U.S. ... } £ 30,406	{ U.S. ... } Tons. 17,657	{ U.S. ... } £ 8,642
	{ C. } £ 50,006	{ C. } £ 34,172	{ C. } £ 25,413	{ C. } £ 31,521	{ C. } £ 21,161	{ C. } £ 25,585	{ C. } £ 37,595	{ C. } £ 58,580	{ C. } £ 31,659	{ C. } £ 16,288
Cement	{ C. } Tons. 186,940	{ C. } £ 145,089	{ C. } Tons. 140,197	{ C. } £ 85,074	{ C. } Tons. 65,720	{ C. } £ 46,552	{ C. } Tons. 36,715	{ C. } £ 34,171	{ C. } Tons. 8,102	{ C. } £ 16,801
	{ U.S. ... } £ 314,366	{ U.S. ... } £ 235,372	{ U.S. ... } £ 224,013	{ U.S. ... } £ 135,026	{ U.S. ... } £ 107,177	{ U.S. ... } £ 87,805	{ U.S. ... } £ 74,697	{ U.S. ... } £ 68,395	{ U.S. ... } £ 17,529	{ U.S. ... } £ 31,811
Chemical products and preparations, unenumerated, including dye-stuffs and sulphate of copper	{ C. } £ 66,575	{ C. } £ 58,459	{ C. } £ 63,176	{ C. } £ 72,454	{ C. } £ 79,317	{ C. } £ 121,146	{ C. } £ 128,977	{ C. } £ 127,448	{ C. } £ 123,259	{ C. } £ 120,081
	{ U.S. ... } £ 495,600	{ U.S. ... } £ 531,379	{ U.S. ... } £ 625,407	{ U.S. ... } £ 524,939	{ U.S. ... } £ 618,183	{ U.S. ... } £ 542,904	{ U.S. ... } £ 567,728	{ U.S. ... } £ 600,847	{ U.S. ... } £ 478,556	{ U.S. ... } £ 483,113
	{ C. } Tons. 5,779	{ C. } £ 4,512	{ C. } Tons. 5,953	{ C. } £ 4,750	{ C. } Tons. 6,596	{ C. } £ 9,142	{ C. } Tons. 9,348	{ C. } £ 8,898	{ C. } Tons. 6,774	{ C. } £ 11,076
	{ U.S. ... } £ 6,377	{ U.S. ... } £ 6,372	{ U.S. ... } £ 7,975	{ U.S. ... } £ 6,836	{ U.S. ... } £ 8,539	{ U.S. ... } £ 12,309	{ U.S. ... } £ 11,499	{ U.S. ... } £ 11,561	{ U.S. ... } £ 8,281	{ U.S. ... } £ 13,059
Clay, unroofed	{ C. } Tons. 56,378	{ C. } £ 65,231	{ C. } Tons. 86,458	{ C. } £ 86,033	{ C. } Tons. 95,001	{ C. } £ 92,390	{ C. } Tons. 106,692	{ C. } £ 120,612	{ C. } Tons. 138,909	{ C. } £ 156,720
	{ U.S. ... } £ 70,442	{ U.S. ... } £ 96,393	{ U.S. ... } £ 120,573	{ U.S. ... } £ 123,303	{ U.S. ... } £ 121,888	{ U.S. ... } £ 123,624	{ U.S. ... } £ 150,995	{ U.S. ... } £ 170,065	{ U.S. ... } £ 188,206	{ U.S. ... } £ 213,377
	{ C. } Tons. 72,194	{ C. } £ 88,294	{ C. } Tons. 100,881	{ C. } £ 108,831	{ C. } Tons. 116,359	{ C. } £ 70,849	{ C. } £ 46,469	{ C. } £ 33,328	{ C. } £ 108,708	{ C. } £ 144,548
	{ U.S. ... } £ 29,403	{ U.S. ... } £ 35,706	{ U.S. ... } £ 35,316	{ U.S. ... } £ 40,136	{ U.S. ... } £ 31,849	{ U.S. ... } £ 21,424	{ U.S. ... } £ 21,424	{ U.S. ... } £ 32,321	{ U.S. ... } £ 39,393	{ U.S. ... } £ 105,621
Coal, cinders and fuel	{ C. } Tons. 213,842	{ C. } £ 197,236	{ C. } Tons. 265,396	{ C. } £ 138,459	{ C. } Tons. 153,600	{ C. } £ 109,734	{ C. } £ 144,254	{ C. } £ 55,730	{ C. } £ 131,816	{ C. } £ 880,407
	{ U.S. ... } £ 128,417	{ U.S. ... } £ 118,251	{ U.S. ... } £ 145,018	{ U.S. ... } £ 76,682	{ U.S. ... } £ 88,117	{ U.S. ... } £ 63,541	{ U.S. ... } £ 48,436	{ U.S. ... } £ 59,192	{ U.S. ... } £ 112,011	{ U.S. ... } £ 595,818
Coal, products of, &c	{ C. } £ 4,681	{ C. } £ 6,595	{ C. } £ 10,199	{ C. } £ 10,831	{ C. } £ 10,093	{ C. } £ 11,120	{ C. } £ 11,597	{ C. } £ 16,361	{ C. } £ 9,297	{ C. } £ 10,296
	{ U.S. ... } £ 59,093	{ U.S. ... } £ 60,408	{ U.S. ... } £ 108,184	{ U.S. ... } £ 119,377	{ U.S. ... } £ 108,894	{ U.S. ... } £ 109,613	{ U.S. ... } £ 96,754	{ U.S. ... } £ 131,126	{ U.S. ... } £ 101,578	{ U.S. ... } £ 128,421

SESSIONAL PAPER No. 10

Cordage and twine.....	{ C.....	3,692	1,889	3,083	2,331	2,385	2,419	2,998	2,715	8,606	9,594
	{ U.S....	9,691	7,374	8,815	6,721	7,069	8,872	9,298	8,684	22,814	25,007
Cotton yarn.....	{ C.....	2,686	1,901	2,777	3,715	1,942	2,477	1,523	669	1,291	6,326
	{ U.S....	8,345	4,965	7,554	5,000	3,025	5,223	3,008	2,504	3,616	10,089
Cotton yarn.....	{ C.....	692,400	556,900	915,500	1,010,400	853,400	1,159,200	1,467,400	1,313,400	1,169,700	1,575,800
	{ U.S....	31,937	27,222	40,106	45,594	39,073	46,346	60,085	73,963	64,483	86,916
Cottons, entered by the yard.....	{ C.....	1,083,700	987,300	1,459,100	1,538,500	1,627,200	1,919,800	2,891,900	4,640,200	2,978,000	4,423,200
	{ U.S....	86,327	70,031	168,610	109,084	118,555	137,631	225,272	403,127	274,018	380,537
Cottons, entered by the yard.....	{ C.....	26,847,700	23,470,300	27,985,800	24,294,500	22,972,300	29,061,900	34,159,600	40,277,300	36,294,300	48,347,400
	{ U.S....	457,470	368,345	420,476	386,263	368,284	459,959	547,549	662,875	633,022	802,892
Cottons, entered at value.....	{ C.....	64,328,016	45,780,600	64,906,300	55,312,000	62,473,300	61,683,100	67,325,600	59,636,600	69,634,600	81,493,388
	{ U.S....	1,928,616	1,074,535	1,399,581	1,588,516	1,508,246	1,248,812	1,805,530	1,698,519	1,406,637	1,900,488
Cottons, entered at value.....	{ C.....	296,047	274,104	286,501	323,963	338,886	365,989	370,600	425,093	478,477	507,012
	{ U.S....	1,000,213	873,590	1,076,105	960,548	1,004,683	813,155	943,118	1,263,512	1,234,198	1,334,432
Earthen and chinaware.....	{ C.....	128,113	97,916	96,657	115,074	143,269	172,148	138,249	144,874	152,610	152,126
	{ U.S....	886,449	731,633	955,563	722,154	650,569	540,048	656,917	602,635	512,364	498,338
Fish of all sorts.....	{ C.....	6,463	4,051	2,760	3,788	4,163	5,294	6,069	2,947	3,481	5,174
	{ U.S....	127,882	150,090	180,569	224,201	189,331	227,701	282,074	169,437	144,928	202,062
Flax and hemp, dressed and undressed.....	{ C.....	307	1,276	631	800	3,724	455	1,612	1,230
	{ U.S....	638	7,450	3,249	3,892	17,166	2,015	8,514	5,537
Glass manufactures.....	{ C.....	33,553	31,334	39,415	26,941	35,286	20,878	26,062	26,273	24,825	36,621
	{ U.S....	200,948	173,875	174,631	106,133	116,938	91,635	105,284	103,015	111,335	133,585
Hardware and cutlery, enumerated.....	{ C.....	46,441	46,934	50,405	51,994	56,459	73,882	97,737	105,408	100,586	119,214
	{ U.S....	119,656	119,662	124,854	106,951	100,348	98,536	106,582	114,633	131,745	147,969
Hats of all sorts.....	{ C.....	83,338	56,791	50,471	56,793	61,593	72,952	75,476	86,547	72,547	93,468
	{ U.S....	204,883	157,692	191,006	163,866	154,463	75,980	122,107	127,732	121,834	119,669
Implements and tools.....	{ C.....	193,688	165,140	177,380	158,748	126,533	145,488	130,787	135,576	153,836	141,913
	{ U.S....	166,507	135,800	141,714	128,228	116,820	127,547	126,554	136,890	156,804	136,804
Jute manufactures: piece goods.....	{ C.....	31,060	29,699	47,685	43,901	25,268	11,084	8,705	14,376	3,374	12,837
	{ U.S....	46,949	33,294	50,354	38,122	26,578	16,263	17,010	19,364	10,916	13,902
Leather, wrought and unwrought.....	{ C.....	13,801	12,272	10,798	9,664	12,823	13,857	20,591	22,482	18,333	23,311
	{ U.S....	32,898	22,510	31,416	19,395	21,185	19,949	24,631	22,734	30,280	32,235
Lumber, dressed and undressed.....	{ C.....	12,735,100	9,646,100	10,813,800	16,497,500	13,543,000	15,811,000	11,861,500	13,539,000	15,389,700	18,490,200
	{ U.S....	134,972	96,436	97,485	130,065	124,439	122,586	112,404	138,855	137,573	183,307
Lumber, unwrought.....	{ C.....	155,389,000	107,583,300	121,065,900	134,251,900	151,013,000	104,414,200	86,473,700	86,473,700	121,073,700	119,430,100
	{ U.S....	1,097,476	860,290	997,174	1,100,535	1,253,494	841,198	890,945	887,816	1,123,734	1,075,000
Lumber, wrought and unwrought.....	{ C.....	39,352	26,681	29,791	25,635	25,212	35,538	43,507	48,300	44,331	65,359
	{ U.S....	194,896	137,044	249,776	180,117	183,237	177,143	201,586	190,546	191,999	236,475

3-4 EDWARD VII., A. 1904

GREAT BRITAIN

STATEMENT of the Quantities and Values of the Principal and Other Articles of Merchandise (Produce and Manufacture of Great Britain), Exported from Great Britain to Canada and the United States, respectively, during the Years ended December 31, 1893 to 1902, inclusive. —*Con.* (From *British Returns*.)

Abbreviations: C., Canada; U.S., United States.

ARTICLES.	QUANTITIES AND VALUES.									
	1893.	1894.	1895.	1896.	1897.	1898.	1899.	1900.	1901.	1902.
Linen, entered by the yard.....	{ C..... } Yds. 7,531,300	{ C..... } 6,422,900	{ C..... } 8,830,600	{ C..... } 7,840,100	{ C..... } 7,076,600	{ C..... } 8,733,700	{ C..... } 9,808,500	{ C..... } 9,951,300	{ C..... } 9,296,500	{ C..... } 10,401,300
	{ U.S.... } £ 135,051	{ U.S.... } 107,782	{ U.S.... } 141,101	{ U.S.... } 132,490	{ U.S.... } 118,618	{ U.S.... } 146,807	{ U.S.... } 171,276	{ U.S.... } 186,539	{ U.S.... } 176,735	{ U.S.... } 191,147
Linen, entered by the yard.....	{ C..... } Yds. 85,258,100	{ C..... } 84,721,700	{ C..... } 93,620,200	{ C..... } 100,454,700	{ C..... } 103,081,300	{ C..... } 87,001,800	{ C..... } 91,075,600	{ C..... } 81,856,600	{ C..... } 88,839,000	{ C..... } 97,494,700
	{ U.S.... } £ 1,804,024	{ U.S.... } 1,681,527	{ U.S.... } 2,198,810	{ U.S.... } 1,914,817	{ U.S.... } 1,925,861	{ U.S.... } 1,631,288	{ U.S.... } 1,874,303	{ U.S.... } 1,901,976	{ U.S.... } 2,029,973	{ U.S.... } 2,282,155
Linen, entered at value.....	{ C..... } £ 71,671	{ C..... } 58,739	{ C..... } 90,914	{ C..... } 85,923	{ C..... } 81,007	{ C..... } 88,135	{ C..... } 87,277	{ C..... } 98,148	{ C..... } 86,786	{ C..... } 103,983
	{ U.S.... } £ 600,958	{ U.S.... } 509,013	{ U.S.... } 659,851	{ U.S.... } 596,426	{ U.S.... } 613,400	{ U.S.... } 529,814	{ U.S.... } 599,981	{ U.S.... } 639,860	{ U.S.... } 668,424	{ U.S.... } 617,391
Machinery and mill work.....	{ C..... } £ 107,313	{ C..... } 74,579	{ C..... } 57,828	{ C..... } 68,694	{ C..... } 61,378	{ C..... } 105,849	{ C..... } 180,980	{ C..... } 190,165	{ C..... } 130,471	{ C..... } 134,943
	{ U.S.... } £ 636,401	{ U.S.... } 323,868	{ U.S.... } 584,868	{ U.S.... } 541,503	{ U.S.... } 281,668	{ U.S.... } 338,815	{ U.S.... } 462,938	{ U.S.... } 802,836	{ U.S.... } 565,277	{ U.S.... } 690,439
Medicines, drugs and medicinal preparations.....	{ C..... } £ 30,989	{ C..... } 25,373	{ C..... } 25,838	{ C..... } 28,390	{ C..... } 31,066	{ C..... } 31,980	{ C..... } 41,940	{ C..... } 47,702	{ C..... } 52,957	{ C..... } 46,631
	{ U.S.... } £ 38,006	{ U.S.... } 33,779	{ U.S.... } 40,631	{ U.S.... } 37,917	{ U.S.... } 38,547	{ U.S.... } 46,461	{ U.S.... } 45,679	{ U.S.... } 32,252	{ U.S.... } 47,007	{ U.S.... } 48,169
Metals:—	{ C..... } Tons. 223,500	{ C..... } 119,348	{ C..... } 105,480	{ C..... } 90,552	{ C..... } 62,940	{ C..... } 47,911	{ C..... } 119,111	{ C..... } 78,798	{ C..... } 136,274	{ C..... } 265,817
	{ U.S.... } £ 1,234,305	{ U.S.... } 720,365	{ U.S.... } 674,485	{ U.S.... } 626,976	{ U.S.... } 541,660	{ U.S.... } 459,127	{ U.S.... } 951,438	{ U.S.... } 863,988	{ U.S.... } 1,007,428	{ U.S.... } 1,874,506
Iron, wrought and unwrought.....	{ C..... } Tons. 348,716	{ C..... } 279,359	{ C..... } 315,801	{ C..... } 185,266	{ C..... } 119,928	{ C..... } 106,118	{ C..... } 133,685	{ C..... } 134,084	{ C..... } 150,943	{ C..... } 672,730
	{ U.S.... } £ 4,315,286	{ U.S.... } 3,442,000	{ U.S.... } 3,381,748	{ U.S.... } 2,064,988	{ U.S.... } 1,469,193	{ U.S.... } 1,274,791	{ U.S.... } 1,637,471	{ U.S.... } 1,740,148	{ U.S.... } 1,948,415	{ U.S.... } 3,772,928
Copper, wrought and unwrought.....	{ C..... } Cwt. 10,521	{ C..... } 9,568	{ C..... } 8,690	{ C..... } 8,449	{ C..... } 7,068	{ C..... } 7,913	{ C..... } 9,405	{ C..... } 4,736	{ C..... } 9,100	{ C..... } 8,460
	{ U.S.... } £ 29,953	{ U.S.... } 25,229	{ U.S.... } 23,218	{ U.S.... } 24,834	{ U.S.... } 21,865	{ U.S.... } 24,415	{ U.S.... } 37,486	{ U.S.... } 20,500	{ U.S.... } 33,682	{ U.S.... } 39,191
Lead: pig, sheet, piping and other manufactures.....	{ C..... } Tons. 14,490	{ C..... } 10,786	{ C..... } 22,161	{ C..... } 17,449	{ C..... } 27,507	{ C..... } 24,992	{ C..... } 46,258	{ C..... } 26,164	{ C..... } 31,574	{ C..... } 26,215
	{ U.S.... } £ 394	{ U.S.... } 1,901	{ U.S.... } 3,921	{ U.S.... } 159	{ U.S.... } 154	{ U.S.... } 80	{ U.S.... } 66	{ U.S.... } 98	{ U.S.... } 555	{ U.S.... } 555
	{ C..... } £ 4,096	{ C..... } 19,024	{ C..... } 36,244	{ C..... } 1,390	{ C..... } 2,237	{ C..... } 1,178	{ C..... } 1,136	{ C..... } 1,733	{ C..... } 7,453	{ C..... } 7,453

SESSIONAL PAPER No. 10

Tin, unwrought	{ Cwt. {	7,139	6,183	6,064	4,589	4,090	5,999	4,370	6,680
	{ £ {	24,207	19,863	19,460	16,001	25,922	40,802	40,802	27,035
Unenumerated, and manufactures thereof...	{ Cwt. {	8,894	4,094	8,894	5,944	11,340	8,694	12,731	15,599
	{ £ {	10,790	9,987	14,433	11,673	12,659	22,622	20,687	22,071
Oil seed.....	{ Tons. {	3,751	3,400	2,294	3,229	3,839	3,439	3,255	2,328
	{ £ {	75,679	63,441	37,798	54,816	74,575	90,312	87,907	67,857
Oil and floor cloth.....	{ Sq. yds. {	1,850,300	1,508,300	2,251,210	498,282	879,700	1,251,100	1,493,300	2,852,100
	{ £ {	99,813	80,141	103,212	41,762	90,691	102,989	118,388	191,372
Painters' colours and materials.....	{ Cwt. {	50,101	50,977	45,258	54,359	72,222	61,287	62,621	62,445
	{ £ {	129,588	122,491	119,151	103,148	108,125	129,325	111,542	113,593
Paper, of all sorts.....	{ Cwt. {	26,549	22,211	22,162	19,355	21,739	38,521	31,244	33,157
	{ £ {	49,684	43,126	40,108	37,227	40,423	63,542	57,379	57,135
Pickles, vinegar, sauces, &c.....	{ Cwt. {	29,010	32,555	22,527	19,876	18,129	20,215	23,533	30,211
	{ £ {	85,026	75,795	67,059	58,754	54,132	61,725	70,894	85,868
Rags and other materials for making paper.....	{ Tons. {	54,008	51,844	60,330	66,362	83,614	82,580	87,707	111,139
	{ £ {	198,243	172,466	181,275	156,726	178,690	126,785	138,751	147,409
Salt.....	{ Tons. {	534	518	703	1,043	2,229	1,900	1,034	1,353
	{ £ {	4,087	3,242	4,674	9,261	11,518	10,670	7,057	8,465
Silk, thrown twist or yarn.....	{ Tons. {	34,288	32,577	32,521	31,776	39,052	34,805	29,444	31,693
	{ £ {	227,399	209,702	196,308	189,679	228,695	233,490	223,639	222,082
Silks manufactures.....	{ Tons. {	65,432	68,242	73,397	65,541	62,374	77,433	63,733	70,936
	{ £ {	59,788	45,136	43,169	43,978	36,621	61,930	51,005	57,389
Skins, foreign dressed in Britain.....	{ Tons. {	59,862	112,679	92,678	79,213	75,435	81,337	74,591	61,243
	{ £ {	99,426	97,339	94,465	81,146	85,391	95,394	100,139	86,742
Silks manufactures.....	{ Tons. {	2,015	4,000	4,800	3,800	7,900	4,500	2,400	5,600
	{ £ {	842	1,850	1,447	1,430	2,030	2,058	1,151	2,662
Skins, foreign dressed in Britain.....	{ Tons. {	419,577	582,900	406,100	831,290	935,600	759,400	265,700	265,500
	{ £ {	143,800	125,362	104,564	174,370	220,977	201,665	73,774	74,170
Skins, foreign dressed in Britain.....	{ Tons. {	88,125	53,088	44,290	67,891	108,821	111,388	107,223	119,988
	{ £ {	297,331	179,575	160,390	168,941	197,516	222,724	203,639	201,756
Skins, foreign dressed in Britain.....	{ No. {	109,352	94,058	12,500	27,500	37,800	33,900	24,900	53,400
	{ £ {	86,617	37,620	16,078	23,231	27,116	36,281	53,889	28,496
Skins, foreign dressed in Britain.....	{ No. {	3,448,046	2,318,360	4,918,700	3,769,900	3,753,900	3,197,200	2,243,600	3,154,300
	{ £ {	308,524	260,533	279,969	294,435	321,091	386,203	269,663	362,665

3-4 EDWARD VII., A. 1904

GREAT BRITAIN.

STATEMENT of the Quantities and Values of the Principal and Other Articles of Merchandise (Produce and Manufacture of Great Britain), Exported from Great Britain to Canada and the United States, respectively, during the Years ended December 31, 1893 to 1902, inclusive. (Con. (From British Returns.)

Abbreviations: C., Canada; U.S., United States.

QUANTITIES AND VALUES.

ARTICLES.

ARTICLES.	1893.		1894.		1895.		1896.		1897.		1898.		1899.		1900.		1901.		1902.	
	Q.	V.	Q.	V.	Q.	V.	Q.	V.	Q.	V.	Q.	V.	Q.	V.	Q.	V.	Q.	V.	Q.	V.
Spirits, British and Irish.....	{ Galls. (C.....)	237,757	£	241,653	241,310	£	380,247	174,397	499,759	492,826	513,821	497,539	492,826	499,759	492,826	513,821	497,539	492,826	499,759	513,821
	{ U.S. (C.....)	85,600	£	90,338	114,183	£	147,500	174,500	210,051	216,709	216,709	210,051	216,709	174,500	210,051	216,709	174,500	210,051	216,709	216,709
	{ U.S. (U.S.....)	191,449	£	193,635	263,339	£	381,605	338,112	536,237	663,266	668,803	536,237	663,266	338,112	536,237	663,266	338,112	536,237	663,266	668,803
	{ U.S. (U.S.....)	97,078	£	70,642	103,178	£	160,212	145,691	294,800	290,287	333,898	294,800	290,287	145,691	294,800	290,287	145,691	294,800	290,287	333,898
Stationery, other than paper.....	{ C..... (C.....)	26,920	£	25,116	24,556	£	24,835	23,787	27,338	36,141	34,561	27,338	36,141	24,835	27,338	36,141	24,835	27,338	36,141	34,561
	{ U.S. (C.....)	71,114	£	67,374	58,500	£	59,731	63,709	82,941	86,174	85,009	63,709	82,941	59,731	63,709	82,941	59,731	63,709	82,941	86,174
Telegraphic wires and apparatus.....	{ C..... (C.....)	48,167	£	533,026	87,650	£	55,091	49,824	90,425	90,425	832,735	90,425	90,425	49,824	90,425	90,425	49,824	90,425	90,425	832,735
	{ U.S. (C.....)	5,192	£	4,576	1,753	£	1,147	4,555	50,057	50,057	388,222	50,057	50,057	4,555	50,057	50,057	4,555	50,057	50,057	388,222
Umbrellas and parasols.....	{ C..... (C.....)	51,054	£	40,392	40,895	£	33,065	24,913	27,680	23,841	18,505	27,680	23,841	24,913	27,680	23,841	24,913	27,680	23,841	18,505
	{ U.S. (C.....)	41,916	£	15,359	16,206	£	11,309	5,838	8,408	8,408	15,648	8,408	8,408	5,838	8,408	8,408	5,838	8,408	8,408	15,648
Wool, sheep and lambs', raw or matted.....	{ C..... (C.....)	579,000	Lbs.	330,900	367,606	Lbs.	328,200	1,151,700	1,012,600	958,300	1,383,900	1,012,600	958,300	1,151,700	1,012,600	958,300	1,151,700	1,012,600	958,300	1,383,900
	{ U.S. (C.....)	2,267	£	14,025	16,066	£	13,189	47,363	39,317	31,096	37,631	39,317	31,096	47,363	39,317	31,096	47,363	39,317	31,096	37,631
Woolen and worsted tissues, entered at the yard.....	{ C..... (C.....)	7,210,500	Lbs.	5,898,000	13,823,400	Lbs.	11,626,300	33,735,300	5,090,400	18,233,300	15,949,200	5,090,400	18,233,300	15,949,200	18,233,300	15,949,200	18,233,300	15,949,200	18,233,300	15,949,200
	{ U.S. (C.....)	223,962	£	162,761	185,599	£	399,938	1,238,285	128,563	371,121	611,652	128,563	371,121	1,238,285	611,652	371,121	1,238,285	611,652	371,121	611,652
Woolen and worsted yarn.....	{ C..... (C.....)	130,200	Lbs.	140,600	224,300	Lbs.	191,800	182,600	294,800	423,300	649,000	294,800	423,300	182,600	294,800	423,300	182,600	294,800	423,300	649,000
	{ U.S. (C.....)	17,982	£	17,240	23,998	£	23,104	16,559	36,743	48,321	51,266	36,743	48,321	16,559	36,743	48,321	16,559	36,743	48,321	51,266
	{ U.S. (U.S.....)	192,300	Lbs.	98,700	1,491,800	Lbs.	163,500	745,200	125,500	123,200	36,200	125,500	123,200	745,200	123,200	36,200	745,200	123,200	36,200	36,200
	{ U.S. (U.S.....)	23,044	£	11,093	149,293	£	52,665	72,035	13,948	16,001	29,299	13,948	16,001	72,035	16,001	29,299	72,035	16,001	29,299	29,299
Woolen and worsted tissues, entered at the yard.....	{ C..... (C.....)	17,142,400	Yds.	12,123,500	13,329,300	Yds.	13,225,400	11,842,200	13,816,400	13,307,000	15,953,000	13,816,400	13,307,000	11,842,200	13,816,400	13,307,000	11,842,200	13,816,400	13,307,000	15,953,000
	{ U.S. (C.....)	1,218,633	£	866,183	937,518	£	912,380	923,619	1,034,105	1,082,549	1,346,083	1,034,105	1,082,549	923,619	1,034,105	1,082,549	923,619	1,034,105	1,082,549	1,346,083
	{ U.S. (U.S.....)	30,228,700	Yds.	19,528,300	88,034,900	Yds.	45,034,100	50,814,100	15,685,300	15,298,500	23,215,000	15,685,300	15,298,500	50,814,100	15,685,300	15,298,500	50,814,100	15,685,300	15,298,500	23,215,000
	{ U.S. (U.S.....)	2,888,286	£	1,590,870	6,430,218	£	3,489,131	3,373,927	1,099,649	1,219,190	1,272,576	1,099,649	1,219,190	3,373,927	1,099,649	1,219,190	3,373,927	1,099,649	1,219,190	1,272,576
Woolen and worsted tissues, entered at value.....	{ C..... (C.....)	195,332	£	173,880	166,926	£	158,918	160,299	201,427	276,349	254,648	201,427	276,349	160,299	201,427	276,349	160,299	201,427	276,349	254,648
	{ U.S. (C.....)	148,055	£	87,528	253,420	£	227,732	171,559	31,439	103,561	83,741	31,439	103,561	171,559	31,439	103,561	171,559	31,439	103,561	83,741

SESSIONAL PAPER No. 10

Parcel post.....	£	36,255	39,129	40,260	44,672	47,740	59,342	62,875	72,907	85,885	99,396
Total value principal and other arti- cles, the produce and manufacture of Great Britain.....	£	6,658,240	5,531,021	5,284,446	5,352,039	5,171,850	5,838,000	6,969,535	7,605,257	7,785,472	10,343,256
..... U.S..	£	23,957,352	18,799,485	27,948,112	20,424,225	20,994,631	14,716,489	18,119,380	19,780,831	18,303,883	23,760,913

3-4 EDWARD VII., A. 1904

GREAT BRITAIN.

STATEMENT of the Quantities and Values of the Principal and Other Articles of Merchandise (Foreign and Colonial Produce) Exported from Great Britain to Canada and the United States, respectively, during the Years ended December 31, 1893 to 1902, inclusive.
(From *British Returns*.)

Abbreviations: C., Canada; U.S., United States.

ARTICLES.	QUANTITIES AND VALUES.									
	1893.	1894.	1895.	1896.	1897.	1898.	1899.	1900.	1901.	1902.
Art. works of (including pictures).	16,788 10,491	2,148 22,510	546 21,833	280 5,453	2,986 42,419	4,433 28,539	414 1,730	1,793 6,773	1,268 10,963	1,667 10,966
Bristles.	24,113	16,569	22,421	22,386	29,079	31,935	17,761	34,261	35,450	50,451
	5,417	3,196	4,562	3,857	5,733	6,622	7,530	6,622	6,789	8,621
Cacautchone.	367,810	107,775	357,381	283,789	366,769	381,047	664,871	574,968	348,746	682,379
	43,888	71,787	63,729	52,410	53,321	53,677	112,652	119,351	83,391	131,006
Chemical manufactures and products unenumerated.	1	1	217	403	230	103	493	276	118	311
	12	12	2,125	3,300	3,133	1,167	6,617	3,335	1,287	1,250
China ware and earthenware.	50,889	52,565	80,736	73,315	95,525	125,334	134,911	131,987	111,696	96,734
	453,116	444,098	790,381	670,876	926,874	1,418,776	1,513,633	1,126,266	791,853	838,720
Cocoa.	42,987	57,968	79,310	34,788	68,113	61,866	107,311	108,050	46,859	62,324
	1,928	1,333	2,416	2,829	2,337	2,020	3,630	4,336	1,686	2,458
Coffee.	1,511,229	880,996	1,741,741	2,335,518	2,609,190	1,010,863	3,428,025	2,022,472	2,187,691	2,481,791
	73,189	30,566	47,461	63,174	77,741	35,279	78,818	72,907	76,030	73,467
Cotton, raw.	4,453	4,467	3,916	3,773	3,082	2,699	3,177	2,269	2,283	2,129
	21,336	21,207	18,637	16,831	12,737	10,568	10,395	8,253	7,713	6,801
Gin.	43,815	74,582	38,809	41,540	34,461	31,201	38,012	18,673	41,625	13,975
	183,731	339,636	159,007	179,600	50,054	169,386	117,807	57,212	130,879	47,831
Gin.	161,022	247,781	348,748	311,068	343,917	353,244	507,703	491,473	527,203	630,667
	452,790	645,657	863,549	823,860	939,559	900,799	1,329,080	1,490,381	1,838,515	2,082,418

SESSIONAL PAPER No. 10

Cotton manufactures	{ C { U.S.	18,767 13,976	15,657 6,314	14,259 8,460	18,065 9,470	13,364 26,473	23,638 81,197	29,574 107,807	39,452 79,855	46,279 85,185
Drugs	{ C { U.S.	3,050 256,804	2,872 375,043	2,505 189,245	3,628 239,230	4,178 256,361	4,421 281,873	27,515 323,738	56,683 362,864	59,919 243,516
Dyeing and tanning stuffs—	{ C { U.S.	9,256 231,105	7,755 143,143	10,108 193,144	10,369 171,157	14,785 244,636	13,690 222,045	17,177 247,587	6,092 194,634	15,326 234,409
Embroidery and needlework	{ C { U.S.	34,254 3,605	19,859 6,338	25,015 3,299	26,620 4,849	8,306 1,822	22,808 3,945	34,440 16,565	49,439 25,868	58,697 11,475
Pharmaceutic substances, including sugar	{ C { U.S.	6,352 21,356	7,163 35,175	7,657 33,739	7,639 35,130	6,177 17,173	6,380 29,279	6,628 29,685	4,043 22,757	4,710 23,757
Feathers, ornamental	{ C { U.S.	2,263 41,501	1,183 107,589	1,259 848	4,745 149,854	3,630 188,904	3,854 141,375	5,635 103,542	2,707 106,183	1,158 147,262
Fish, cured or salted	{ C { U.S.	4,471 103,259	1,973 95,189	1,497 106,861	1,855 79,394	3,283 85,643	2,489 87,339	2,737 86,738	2,311 68,317	2,654 75,015
Flax, dressed, addressed and tow	{ C { U.S.	2,745 63,698	2,213 58,057	5,355 169,284	3,298 77,691	3,256 163,467	2,228 72,892	2,489 78,544	2,197 69,817	3,131 111,388
Flowers, artificial	{ C { U.S.	5,324 18,845	8,922 12,396	6,088 5,396	7,838 5,270	5,512 63,639	6,200 59,174	4,515 45,955	2,781 78,722	4,277 98,693
Fruits:—	{ C { U.S.	1,519 1,166	3,076 2,370	1,546 975	2,269 1,759	1,910 1,534	973 815	1,162 1,052	490 746	1,101 269
Currants	{ C { U.S.	2,716 3,257	3,496 1,705	2,645 1,141	788 665	1,227 1,463	2,397 2,369	216 280	8,976 16,131	8,548 10,146
Figs	{ C { U.S.	2,779 3,479	3,183 3,089	2,738 2,156	5,299 6,222	26 54	8 28	1,461 1,501	1,836 1,064	287 250
Grapes, raw	{ C { U.S.	14,194 7,336	12,191 6,768	11,313 7,638	8,238 4,255	9,139 5,134	8,526 5,352	9,800 5,877	15,148 6,256	15,699 7,612
Fruit, raw	{ C { U.S.	58,185 29,429	35,014 18,659	73,819 40,755	25,074 11,296	47,589 12,237	47,589 16,994	47,589 31,654	47,589 38,455	47,589 68,197

3-4 EDWARD VII., A. 1904

GREAT BRITAIN.

STATEMENT of Quantities and Values of the Principal and Other Articles of Merchandise (Foreign and Colonial Produce) Exported from Great Britain to Canada and the United States, respectively, during the Years ended December 31, 1893 to 1902, inclusive.
(*Con.*—(*From British Returns.*))

Abbreviations: C., Canada; U.S., United States.

QUANTITIES AND VALUES.

ARTICLES.

	1893.	1894.	1895.	1896.	1897.	1898.	1899.	1900.	1901.	1902.
<i>Fruits—Con.</i>										
Oranges and lemons	{ C..... £	{ 71,774 16,295	{ 101,907 27,380	{ 107,389 30,203	{ 105,732 29,375	{ 77,326 19,407	{ 87,786 20,069	{ 166,365 31,692	{ 150,785 23,018	{ 193,773 27,966
	{ U.S.... £	{ 62,418 13,335	{ 422,357 94,639	{ 505,543 132,366	{ 557,463 117,027	{ 91,712 23,301	{ 124,155 31,551	{ 113,434 38,133	{ 134,332 68,197	{ 135,876 12,306
Raisins	{ C..... £	{ 5,845 5,758	{ 6,297 7,601	{ 3,559 4,111	{ 2,224 2,410	{ 1,457 1,599	{ 880 1,281	{ 2,588 3,991	{ 726 760	{ 1,101 1,773
	{ U.S.... £	{ 14,359 13,689	{ 5,345 6,422	{ 3,933 4,368	{ 1,933 2,354	{ 363 463	{ 369 585	{ 5,016 6,328	{ 2,638 3,835	{ 2,131 4,227
Unenumerated, raw	{ C..... £	{ 1,508 578	{ 12 1	{ 16 5						
	{ U.S.... £									
Unenumerated, dried	{ C..... £	{ 7,849 5,065	{ 4,848 2,784	{ 4,602 3,245	{ 6,049 4,567	{ 3,817 2,314	{ 7,425 5,422	{ 2,889 1,761	{ 4,771 2,281	{ 6,435 3,291
	{ U.S.... £	{ 102,436 51,591	{ 75,223 51,432	{ 72,035 49,911	{ 105,184 70,597	{ 71,402 47,391	{ 123,805 73,115	{ 139,340 80,601	{ 58,835 32,179	{ 84,025 40,363
Guns	{ C..... £	{ 261 1,265	{ 719 3,646	{ 450 2,085	{ 465 1,931	{ 816 2,840	{ 391 1,430	{ 538 1,739	{ 2,147 2,147	{ 372 1,812
	{ U.S.... £	{ 29,830 251,548	{ 65,969 286,347	{ 65,198 259,472	{ 75,540 285,153	{ 74,364 284,289	{ 80,425 286,292	{ 95,565 325,534	{ 78,692 285,635	{ 96,776 325,812
Hemp, dressed and undressed	{ Tons. £	{ 1,210 32,260	{ 2,528 50,475	{ 2,614 54,558	{ 4,145 77,683	{ 3,553 87,456	{ 4,197 123,300	{ 2,427 90,576	{ 3,523 106,343	{ 3,486 138,279
	{ U.S.... £	{ 12,266 354,514	{ 8,496 297,620	{ 10,334 347,265	{ 4,834 102,820	{ 11,182 329,152	{ 14,172 456,467	{ 14,665 552,668	{ 33,287 1,044,183	{ 17,233 709,647
Hides, raw	{ C..... £	{ 2,211 6,251	{ 3,620 16,514	{ 6,354 16,565	{ 6,691 20,263	{ 11,540 31,285	{ 9,365 25,919	{ 19,663 19,663	{ 36,050 16,650	{ 14,747 45,176
	{ U.S.... £	{ 87,486 206,492	{ 50,703 128,471	{ 283,198 566,257	{ 38,796 468,721	{ 373,949 883,449	{ 274,343 591,387	{ 284,248 651,461	{ 175,072 458,732	{ 126,949 363,986

SESSIONAL PAPER No. 10

Jute and mfrs. of.....	(C..... { U.S.. }	746	1,247	44,544	5,354	5,239	4,033	6,904	5,181	16,413
		94,089	69,833	44,544	992,106	767,365	734,072	1,040,266	1,218,366	1,218,366	782,836
Lace.....	(C..... { U.S.. }	32,761	12,580	8,637	391,814	23,306	47,586	25,620	37,115	40,280	44,816
		90,389	140,208	220,451	381,213	381,814	358,701	523,706	567,288	793,985	793,985
Leather.....	(C..... { U.S.. }	201,627	105,349	57,619	483,408	48,944	29,008	8,288	8,288	26,880	54,544
		3,198	6,142	2,497	6,150	3,150	3,100	3,150	3,100	3,100	4,525
Leather manufactures.....	(C..... { U.S.. }	8,892,032	11,642,479	7,132,513	7,241,360	9,174,032	8,364,608	7,290,712	6,105,792	6,105,792	4,578,112
		660,925	832,001	513,322	522,258	600,869	604,225	536,402	400,375	378,902	378,902
Leather manufactures.....	(C..... { U.S.. }	11,530	10,015	10,558	28,501	7,269	15,318	12,101	14,489	11,469	12,247
		9,822	16,644	28,501	39,896	46,482	58,306	57,006	48,736	48,736	34,000
Liquorice.....	(C..... { U.S.. }	354	1,453	2,175	1,063	428	3,803	4,813	4,813	2,770	714
		749	3,891	5,468	1,593	825	6,546	8,189	8,189	4,977	1,198
Metals—	(C..... { U.S.. }	1,078	49	79	556	987	2,538	28	168	168	168
		2,015	133	100	1,215	1,371	6,739	84	320	320	455
Copper unwrought, part wrought and old copper.....	(C..... { U.S.. }	80	16
		3,086	697	14	149	1,787	14,645	1,469	1,469	3,523	1,950
Iron bars, &c.....	(C..... { U.S.. }	407	214	273	2,630	7,626	95,327	1,127,422	963,837	1,396,519	607,274
		3,374	1,700	2,280	463	6,782	5,192	2,015	2,015	3,904	9,021
Iron and steel manufactures, manu- -merated.....	(C..... { U.S.. }	6,162	12,256	9,585	10,354	8,072	6,219	6,219	2,517	2,517	1,978
		45,323	90,796	72,408	102,398	130,501	83,832	61,663	26,928	26,928	13,355
Tin in blocks, ingots, bars or slabs.....	(C..... { U.S.. }	11,643	51,181	43,632	3,136	3,111	5,497	16,009	17,443	13,500	31,300
		6,302	18,133	15,637	2,761	2,236	5,292	17,443	17,443	31,300	12,611
Oil, castor.....	(C..... { U.S.. }	122,333	171,714	103,187	133,978	58,687	84,109	62,661	84,109	62,661	31,180
		56,033	74,243	36,271	87,318	39,687	40,855	53,129	47,033	47,033	23,685
Oil, coconut.....	(C..... { U.S.. }	2,383	799	1,699	811	1,476	100	1,000	1,000	1,545	1,740
		8,630	2,565	5,116	2,525	4,972	420	6,974	9,297	9,297	10,063
Painters' colours.....	(C..... { U.S.. }	278,682	286,067	231,691	192,591	293,743	234,488	293,683	319,951	360,560	360,560
		984,740	909,619	700,737	590,488	684,948	1,391,722	1,947,689	1,840,351	2,161,464	2,161,464
Painters' colours.....	(C..... { U.S.. }	3,294	3,691	1,925	3,137	3,239	1,244	1,787	1,091	1,091	1,107
		3,723	3,713	2,217	4,536	4,683	1,712	2,633	1,700	1,700	1,503
Painters' colours.....	(C..... { U.S.. }	542	1,334	1,563	763	113	109	56	104	104
		761	1,374	1,774	1,070	172	192	122	293	293
Painters' colours.....	(C..... { U.S.. }	50,776	26,925	27,896	45,163	23,334	73,757	106,995	142,390	142,390	135,965
		63,357	32,034	34,465	53,091	50,957	91,146	132,377	176,800	176,800	201,671
Painters' colours.....	(C..... { U.S.. }	2,119	2,338	3,055	4,427	7,142	6,051	3,278	1,938	1,938	2,572
		7,305	4,943	5,780	5,352	1,638	4,288	3,617	3,529	3,529	3,032

3-4 EDWARD VII., A. 1904

GREAT BRITAIN.

STATEMENT of the Quantities and Values of the Principal and Other Articles of Merchandise (Foreign and Colonial Produce) Exported from Great Britain to Canada and United States, respectively, during the Years ended December 31, 1893 to 1902, inclusive
(Con. (From British Returns.)

Abbreviations: C., Canada; U.S., United States.

QUANTITIES AND VALUES.

ARTICLES.	1893.		1894.		1895.		1896.		1897.		1898.		1899.		1900.		1901.		1902.	
	C.	U.S.	C.	U.S.	C.	U.S.	C.	U.S.	C.	U.S.	C.	U.S.	C.	U.S.	C.	U.S.	C.	U.S.	C.	U.S.
Rice, rice meal and flour.....	{ Cwt. (£)	{ 8,851 (4,074)	{ 10,258 (17,337)	{ 51,537 (17,337)	{ 24,867 (11,044)	{ 92,175 (30,034)	{ 58,493 (25,529)	{ 68,087 (27,984)	{ 97,824 (40,509)	{ 142,640 (56,425)	{ 142,640 (56,425)	{ 58,493 (25,529)	{ 68,087 (27,984)	{ 97,824 (40,509)	{ 142,640 (56,425)	{ 142,640 (56,425)	{ 58,493 (25,529)	{ 68,087 (27,984)	{ 97,824 (40,509)	{ 142,640 (56,425)
Shells of all sorts.....	{ Cwt. (£)	{ 174,445 (64,455)	{ 158,478 (55,387)	{ 159,118 (36,142)	{ 133,826 (12,298)	{ 123,192 (25,367)	{ 220,837 (37,250)	{ 236,039 (49,506)	{ 228,807 (51,327)	{ 242,106 (26,363)	{ 242,106 (26,363)	{ 220,837 (37,250)	{ 236,039 (49,506)	{ 228,807 (51,327)	{ 242,106 (26,363)	{ 242,106 (26,363)	{ 220,837 (37,250)	{ 236,039 (49,506)	{ 228,807 (51,327)	{ 242,106 (26,363)
Silk, manufactured.....	{ No. (£)	{ 630,158 (91,528)	{ 47,710 (12,231,257)	{ 251,416 (41,688)	{ 24,675 (4,072,979)	{ 476,606 (26,343,548)	{ 792,255 (26,114,263)	{ 668,224 (33,837,057)	{ 881,573 (33,401,533)	{ 1,067,289 (45,748,416)	{ 1,067,289 (45,748,416)	{ 792,255 (26,114,263)	{ 668,224 (33,837,057)	{ 881,573 (33,401,533)	{ 1,067,289 (45,748,416)	{ 1,067,289 (45,748,416)	{ 792,255 (26,114,263)	{ 668,224 (33,837,057)	{ 881,573 (33,401,533)	{ 1,067,289 (45,748,416)
Skins.....	{ No. (£)	{ 319,830 (4,036)	{ 194,366 (10,761)	{ 268,361 (5,789)	{ 184,634 (26,711)	{ 1,294,693 (3,859)	{ 1,369,972 (6,860)	{ 2,063,818 (31,207)	{ 1,865,575 (33,592)	{ 2,182,541 (12,556)	{ 2,182,541 (12,556)	{ 1,369,972 (6,860)	{ 2,063,818 (31,207)	{ 1,865,575 (33,592)	{ 2,182,541 (12,556)	{ 2,182,541 (12,556)	{ 1,369,972 (6,860)	{ 2,063,818 (31,207)	{ 1,865,575 (33,592)	{ 2,182,541 (12,556)
Skins, manufactured.....	{ Lbs. (£)	{ 690,524 (9,042)	{ 684,204 (7,439)	{ 633,800 (6,480)	{ 418,300 (5,032)	{ 525,200 (7,482)	{ 610,800 (12,135)	{ 611,000 (13,261)	{ 558,200 (16,056)	{ 545,141 (16,913)	{ 545,141 (16,913)	{ 610,800 (12,135)	{ 611,000 (13,261)	{ 558,200 (16,056)	{ 545,141 (16,913)	{ 545,141 (16,913)	{ 610,800 (12,135)	{ 611,000 (13,261)	{ 558,200 (16,056)	{ 545,141 (16,913)
Spices :-	{ Lbs. (£)	{ 295,709 (9,334)	{ 8,812 (23,672)	{ 416,200 (10,621)	{ 421,584 (10,725)	{ 349,116 (7,169)	{ 362,568 (8,916)	{ 388,052 (8,625)	{ 401,544 (10,365)	{ 271,252 (6,636)	{ 271,252 (6,636)	{ 362,568 (8,916)	{ 388,052 (8,625)	{ 401,544 (10,365)	{ 271,252 (6,636)	{ 271,252 (6,636)	{ 362,568 (8,916)	{ 388,052 (8,625)	{ 401,544 (10,365)	{ 271,252 (6,636)
Pepper.....	{ Lbs. (£)	{ 10,146,333 (173,363)	{ 14,234,675 (199,618)	{ 10,727,260 (143,306)	{ 8,416,240 (119,447)	{ 12,200,720 (169,922)	{ 6,544,738 (104,233)	{ 8,246,783 (125,817)	{ 6,878,383 (141,828)	{ 4,908,383 (96,238)	{ 4,908,383 (96,238)	{ 6,544,738 (104,233)	{ 8,246,783 (125,817)	{ 6,878,383 (141,828)	{ 4,908,383 (96,238)	{ 4,908,383 (96,238)	{ 6,544,738 (104,233)	{ 8,246,783 (125,817)	{ 6,878,383 (141,828)	{ 4,908,383 (96,238)
All other sorts.....	{ Galls. (£)	{ 22,914 (5,975)	{ 30,287 (4,243)	{ 27,645 (4,298)	{ 13,934 (3,050)	{ 16,968 (3,399)	{ 38,222 (5,928)	{ 30,304 (6,401)	{ 28,080 (6,739)	{ 24,044 (5,234)	{ 24,044 (5,234)	{ 38,222 (5,928)	{ 30,304 (6,401)	{ 28,080 (6,739)	{ 24,044 (5,234)	{ 24,044 (5,234)	{ 38,222 (5,928)	{ 30,304 (6,401)	{ 28,080 (6,739)	{ 24,044 (5,234)
Spirits :- Not sweetened, of all sorts.....	{ U.S. (£)	{ 48,817 (14,650)	{ 39,877 (7,849)	{ 39,881 (10,286)	{ 29,061 (7,869)	{ 33,026 (9,812)	{ 29,054 (6,524)	{ 31,338 (8,143)	{ 28,065 (9,330)	{ 29,815 (7,560)	{ 29,815 (7,560)	{ 29,054 (6,524)	{ 31,338 (8,143)	{ 28,065 (9,330)	{ 29,815 (7,560)	{ 29,815 (7,560)	{ 29,054 (6,524)	{ 31,338 (8,143)	{ 28,065 (9,330)	{ 29,815 (7,560)

SESSIONAL PAPER No. 10

Straw plaiting for making hats or bonnets.....	{ C..... } { U.S. } { £ }	18,157 2,605 1,251,541 162,973	19,669 3,114 1,323,338 148,410	15,500 1,359 990,681 115,018	16,776 2,627 738,607 83,692	10,944 3,192 916,157 83,692	43,474 3,192 738,607 18,383	51,063 2,467 181,530 43,170
Sugar, refined and unrefined.....	{ C..... } { U.S. } { £ }	43,030 22,996 123,652 87,431	26,238 11,231 106,646 108,634	5,730 3,860 256,888 68,593	21,207 4,139 277,127 147,772	69,759 3,226 132,875 79,113	38,016 3,292 190,670 112,994	5,634 2,433 11,411 6,029
Tea.....	{ C..... } { U.S. } { £ }	4,955,286 218,967 2,987,063 141,319	4,081,191 206,239 3,517,607 165,628	4,062,331 108,962 4,377,865 188,942	4,238,444 170,989 3,197,377 146,646	4,153,162 164,910 4,526,656 119,457	3,543,198 140,446 4,256,031 94,463	3,642,259 133,809 5,036,141 171,195
Wine.....	{ C..... } { U.S. } { £ }	14,089 9,192 23,328 20,994	14,446 7,121 21,853 18,819	11,218 7,446 23,079 20,170	11,682 6,853 26,652 24,981	20,119 13,945 23,979 26,502	21,065 12,763 30,488 32,433	16,664 7,492 51,005 42,377
Wood—Furniture, veneers and hard-woods.....	{ C..... } { U.S. } { £ }	3,748 49,483	1,898 46,393	3,579 41,916	3,458 56,479	5,318 80,038	7,333 108,321	12,911 154,299
Wool, sheep or lamb's.....	{ C..... } { U.S. } { £ }	1,828,415 67,585 52,086,306 1,733,790	892,200 34,870 125,226,020 1,641,168	752,200 22,583 67,965,800 2,210,616	2,074,500 63,027 155,230,900 3,314,373	2,913,000 99,307 42,560,100 1,334,823	2,413,850 93,821 47,493,511 1,510,018	2,257,308 67,460 54,882,374 1,505,255
Woollen manufactures.....	{ C..... } { U.S. } { £ }	132,486 577,245	95,196 415,353	65,989 263,265	57,746 315,513	113,379 302,175	119,399 252,848	121,764 388,785
Total value principal and other articles, Foreign and Colonial merchandise.....	{ C..... } { U.S. } { £ }	1,283,747 11,757,922	997,218 11,975,981	1,002,285 16,119,591	873,932 11,611,559	1,336,820 16,939,286	1,353,791 18,856,093	1,465,054 19,257,297
Recapitulation:—Totals, Produce and Manufacture of Great Britain.....	{ C..... } { U.S. } { £ }	6,658,240 23,957,352	5,531,021 18,799,482	5,352,029 27,918,112	5,171,850 20,994,631	5,888,000 14,716,489	6,969,535 18,119,380	7,785,472 18,393,883
Totals, Foreign and Colonial merchandise.....	{ C..... } { U.S. } { £ }	1,283,747 11,757,922	997,218 11,975,981	1,002,285 16,119,591	873,932 11,611,559	1,336,820 16,939,286	1,353,791 18,856,092	1,465,054 19,257,297
Totals, British and Foreign Exports.....	{ C..... } { U.S. } { £ }	7,941,987 35,715,274	6,523,239 30,775,466	6,286,731 44,067,703	6,114,931 37,933,917	7,174,820 28,534,477	8,323,326 47,343,955	9,058,789 47,651,159

* Included with "Spices, all other sorts." † "Skins, fur, unenumerated" prior to 1897.

SESSIONAL PAPER No. 10

BARBADOS.

VALUE of the Total Imports and Exports from and to each Principal Country during the Years ended December 31, 1898 to 1902, inclusive. (*Including Coin and Bullion.*)

IMPORTS.					EXPORTS.				
COUNTRIES.					COUNTRIES.				
1898.	1899.	1900.	1901.	1902.	1898.	1899.	1900.	1901.	1902.
£	£	£	£	£	£	£	£	£	£
2,083,239	2,088,520	2,171,439	2,251,846	1,856,375	171,340	246,399	332,155	332,476	249,338
88,398	72,528	72,883	114,186	129,356	151,095	190,388	131,361	107,356	79,564
145,177	65,948	247,333	62,065	77,370	567,828	539,543	713,886	630,724	595,062
560,459	385,654	378,836	391,449	395,116	682,919	735,723	656,917	614,451	418,252
294,614	134,534	210,147	154,793	231,244	326	20			1,160
141	300	846	676	3,637					
3,082,028	2,747,544	3,081,704	2,975,015	2,693,092	1,573,508	1,712,253	1,834,339	1,715,007	1,343,356
<i>Foreign Countries.</i>					<i>Foreign Countries.</i>				
39		11	18,980				2,735		
5,474	11,451	5,441	2,355		32,850	7,032	14,848	32,025	2,668
62,415	63,695	81,862	69,107	1,616	70,347	34,057	67,496	85,229	25,179
68,960	111,155	37,960		Part	1,950,265	2,263,229	2,439,063	2,700,145	1,421,732
1,907,562	1,887,313	1,739,795	1,825,384	1,380,552	116,620	38,633	114,099	91,779	90,454
26,761	35,809	140,120	81,334	124,683					
2,671,211	2,109,423	2,005,189	1,997,160	1,563,946			2,638,181	2,909,178	1,539,973
3,082,028	2,747,544	3,081,704	2,975,015	2,693,092	1,573,508	1,712,253	1,834,339	1,715,007	1,343,356
Totals, Foreign Countries					Totals, Foreign Countries				
Totals, British Empire					Totals, British Empire				
Grand totals					Grand totals				
5,153,239	4,896,967	5,086,863	4,972,175	4,247,038	3,743,530	4,115,204	4,472,520	4,624,185	2,883,329

3-4 EDWARD VII., A. 1904

BARBADOS.

Totals. Quantities and Values of the Principal Articles of Merchandise Imported during the Years ended December 31, 1898 to 1902, inclusive.

Articles.	1898.		1899.		1900.		1901.		1902.	
	Quantity.	Value. %	Quantity.	Value. %	Quantity.	Value. %	Quantity.	Value. %	Quantity.	Value. %
Bread and biscuits	1,133,063	130,712	1,225,675	133,672	3,211,188	102,633	3,806,811	122,318	3,111,290	98,419
Butter and its compounds	835,733	127,555	898,498	133,707	736,690	113,203	820,727	126,221	598,162	93,381
Coal and coke	15,887	79,248	13,480	72,162	19,329	136,398	17,857	126,012	20,099	132,017
Corn and grain	17,722,418	256,351	18,274,628	256,312	11,921,311	221,102	11,977,418	221,296	9,804,734	148,015
Curry, Indian	55,601	148,823	49,637	126,825	47,271	120,786	48,086	123,881	31,512	81,102
Flour, wheat or rye	67,631	329,429	71,955	315,160	72,674	327,152	66,701	300,298	53,383	240,311
Fish, dried	78,912	345,635	53,005	232,164	363,396	296,113	54,111	251,711	32,373	242,136
*Hardware and metals (new)	189,989	161,547	135,955	178,388	148,467
*Lanterns and lamps	531,517	639,842	743,393	875,883	646,702
Lumber	10,811,241	209,621	9,097,511	168,683	6,197,917	129,526	6,525,441	121,192	7,663,256	149,178
Manures :										
Guano	487	26,070	364	19,476	693	37,132	1,602	93,517	2,177	127,437
Sulphate of ammonia	2,022	118,036	1,590	92,836	3,373	196,993	9,886	298,297	4,261	141,700
Other	6,338	206,429	7,599	271,751	9,827	298,979	9,886	298,297	4,261	141,700
Meat, salted or pickled	3,046,924	208,576	2,503,971	171,511	2,627,484	180,242	1,282,993	153,031	1,679,357	147,489
Oilmeal and oilcake	3,211,290	76,081	5,311,006	77,381	5,166,665	75,433	5,116,013	75,132	3,087,227	45,075
Rice	12,847,747	345,892	8,263,685	221,130	15,347,748	410,809	8,070,839	216,031	12,173,198	325,895
Staves and shooks	2,283,590	115,763	1,524,130	77,263	1,703,010	86,334	3,335,930	169,111	2,118,165	121,123
Coin and bullion	38,422	3,781	1,514,720	1,516,853	1,328,870
All other articles	1,668,637	1,656,498	5,086,893	4,972,175	4,247,038
Totals	5,133,239	1,856,967	5,086,893	4,972,175	4,247,038

* Includes silks and woollens subsequent to 1899.

TOTAL Quantities and Values of the Principal Articles of Merchandise Exported during the Years ended December 31, 1898 to 1902, inclusive.

BARBADOS.

ARTICLES.	1898.		1899.		1900.		1901.		1902.	
	Quantity.	Value.	Quantity.	Value.	Quantity.	Value.	Quantity.	Value.	Quantity.	Value.
Cord and coke.....	13	472	135	496	31	263	95	808	318	2,555
Corn and grain.....	1,947,114	29,657	3,022,566	41,858	807,982	12,746	1,137,850	15,665	988,640	16,692
Fish, dried.....	48,630	248,497	30,176	154,290	21,070	107,665	23,622	120,769	21,106	107,849
Flour, wheat or rye.....	23,223	118,669	19,501	94,919	18,005	92,004	10,184	52,089	9,168	46,046
Lineas, cottons, silks and woollens.....		140,397		163,077		143,984		181,234		11,383
Manures: Nitrate of soda.....	223	14,118	233	16,096	363	22,395	109	6,880	17	1,075
Other.....	818	25,361	1,920	56,433	1,351	41,036	857	25,220	562	18,693
Meats, salted or pickled.....	525,287	40,451	372,658	28,484	368,400	27,540	416,802	30,947	221,262	20,975
Molasses.....	34,123	449,758	29,131	381,682	37,234	724,822	43,043	700,255	42,730	582,676
Oil, including petroleum.....		10,556		9,008		53,071		13,262		49,041
Rice.....	2,366,951	71,992	2,132,800	64,872	3,706,996	112,736	3,731,691	113,305	849,731	29,847
Sugar: Raw.....	32,009	2,024,883	43,967	2,136,897	48,373	2,363,886	61,074	2,527,731	50,406	1,410,525
Refined.....		2,628		1,260		1,830		701		
Dry.....	1,566	91,454	2,312	168,776	1,998	116,683	3,936	230,285	1,681	57,266
Coin and bullion.....		90,870		211,095		191,771				87,926
All other articles.....		383,804		436,221		459,468		614,941		444,380
Totals.....		3,743,590		4,115,294		4,472,529		4,624,185		2,883,329

BRITISH AUSTRALASIA.
NEW SOUTH WALES.

VALUE of the Total Imports and Exports from and to each Principal Country during the Years ended December 31, 1898 to 1902, inclusive (*Including Coin and Bullion*).

		IMPORTS.					EXPORTS.				
		COUNTRIES.									
1898.	1899.	1900.	1901.	1902.		1898.	1899.	1900.	1901.	1902.	
37,689,500	39,961,908	48,292,563	49,167,646	41,718,867	Great Britain.....	37,643,083	43,763,403	40,263,257	37,220,086	31,567,967	
1,510,019	1,791,260	1,901,178	1,916,926	1,138,631	British India (includes Burma).....	327,242	1,133,732	564,017	366,577	297,919	
6,287	6,779	4,689	10,434	17,111	Cape Colony.....	390,292	2,631,918	2,421,131	4,000,246	1,336,148	
701,399	975,679	1,037,549	1,059,011	898,876	Ceylon.....	88,247	432,126	284,223	321,628	51,114	
612,213	491,189	536,362	698,848	756,148	Dominion of Canada.....	493,224	544,010	323,161	173,798	126,781	
338,493	296,044	293,334	293,334	430,329	Fiji.....	671,970	804,883	803,418	973,484	954,426	
396,993	339,890	339,583	291,394	110,580	Hong Kong.....	983,977	1,391,531	1,065,732	1,022,394	1,129,495	
236,676	294,746	373,658	213,004	149,601	Mauritius.....	102,526	73,133	41,917	61,453	69,622	
268	341	146	116	156	Natal.....	253,113	271,570	753,569	1,380,439	2,197,358	
3,630,660	6,058,830	6,563,211	4,639,315	5,818,017	New Zealand.....	2,495,480	3,221,699	4,023,088	4,410,689	3,311,075	
22,696,172	28,028,355	22,539,402	19,241,348	29,773,341	Queensland.....	8,233,074	8,741,421	9,338,661	8,243,612	8,698,061	
5,413,782	6,358,027	7,005,763	6,281,621	7,442,692	South Australia.....	10,789,370	12,069,774	15,863,046	12,308,853	9,653,795	
2,866,915	3,422,887	2,669,260	2,551,510	5,569,179	Tasmania.....	1,623,958	1,831,631	1,831,631	1,640,569	1,496,314	
25,799,241	14,140,859	16,531,006	16,600,424	17,787,949	Victoria.....	16,033,808	18,022,620	19,358,763	20,007,246	13,843,647	
266,250	942,931	719,819	913,085	1,714,244	Western Australia.....	3,091,744	1,771,958	2,170,406	2,283,552	1,746,699	
194,998	376,324	391,444	749,808	449,473	Other British Possessions.....	367,637	379,465	363,574	456,281	383,937	
102,569,365	103,438,727	109,212,652	104,544,654	104,715,804	Totals, British Empire.....	83,392,582	97,173,634	100,094,597	95,473,527	81,163,258	
477,308	521,819	718,617	744,430	378,779	Belgium.....	4,318,057	7,620,519	3,019,632	5,323,861	3,644,344	
736,040	930,925	926,886	540,385	651,700	China.....	71,739	68,069	330,953	42,345	80,390	
1,044,046	1,291,271	1,314,409	1,224,454	1,353,517	France.....	8,274,927	10,353,613	4,984,927	7,311,383	7,967,886	
3,753,247	4,105,029	5,380,898	5,827,329	4,611,711	Germany.....	5,639,561	6,259,148	4,169,876	6,635,486	6,490,439	
65,654	57,222	337,017	544,020	286,563	Java.....	143,357	125,073	287,873	261,637	314,858	
196,570	304,215	138,743	110,375	163,365	New Caledonia.....	789,636	798,647	803,096	803,096	719,376	
137,536	157,339	239,635	286,340	331,921	Philippine Islands.....	229,007	333,133	428,476	733,426	450,706	
483,372	701,715	523,103	357,646	624,953	South Sea Islands.....	617,341	539,088	617,341	486,122	557,963	
7,801,043	10,800,686	12,448,743	13,644,386	10,245,924	United States.....	28,962,930	11,642,434	19,373,378	12,357,631	10,183,475	
1,758,924	2,218,855	2,889,837	3,182,042	3,306,644	Other Foreign Countries.....	2,327,328	3,564,913	2,944,631	3,680,890	3,005,352	
16,437,960	21,120,272	24,917,893	26,506,607	21,662,017	Totals, Foreign Countries.....	51,161,587	41,254,967	36,372,711	37,635,277	33,445,789	
102,569,365	103,438,727	109,212,652	104,544,654	104,715,804	Totals, British Empire.....	83,392,582	97,173,634	100,094,597	95,473,527	81,163,258	
119,007,325	124,558,989	134,130,545	131,050,661	126,407,821	Grand totals.....	134,554,169	138,434,601	137,067,311	133,108,804	114,581,047	

BRITISH AUSTRALASIA.
NEW SOUTH WALES.
TOTAL Quantities and Values of the Principal Articles of Merchandise Imported during the Years ended December 31, 1898 to 1902, inclusive.

ARTICLES.	1898.		1899.		1900.		1901.		1902.	
	Quantity.	Value.	Quantity.	Value.	Quantity.	Value.	Quantity.	Value.	Quantity.	Value.
		£		£		£		£		£
Agricultural implements.	22,209	607,657	16,377	461,983		500,235		404,065		588,321
Appeared and slops (hats and caps included).	46,544	5,242,364	47,502	5,773,804		7,203,805		6,828,882		5,700,170
Bags and sacks (wood packs included).	1,087,901	1,216,063	1,706,771	1,326,337	1,692,390	1,243,536	1,876,838	1,406,019	1,277,306	716,802
Beer and ale.	10,819	736,439	11,691	629,571		928,871		979,572		940,191
Books.	22,856	1,541,630	24,239	1,695,636		2,261,495		2,076,091		800,898
Boots and shoes.	3,102,228	262,006	3,498,001	328,349	4,085,318	430,111	4,312,976	438,639	1,512,407	1,267,435
Candles.	183,651	407,418	247,393	605,652	177,076	433,576	230,365	544,249	115,354	164,518
Cement.	656	2,905	2,413	6,346	2,699	19,696	6,052	33,677	170	796
Coal.	4,000	60,089	426	7,806	507	10,463	432	8,847	66	1,197
Coke.	996	33,171	9,063	337,260	6,962	356,637	3,521	159,938	4,300	188,778
Copper ore.	31	973	43	11,252	35	12,069	4	1,625	43	1,236
Ingots.	63,710	8,439,141	59,865	8,856,044		10,073,292		9,932,654		8,345,505
Drapery, general.		1,264,933		1,329,657		1,623,277		1,562,257		1,377,077
Drugs, chemicals, &c.		480,233		465,555		576,189		566,426		523,087
Earthenware and chinaware (including drain pipes).	6,660,143	644,629	8,483,994	814,738	7,144,808	774,876	10,427,325	1,077,966	6,290,564	608,308
Fish, dried and preserved.	29,536	1,043,724	45,926	1,632,840	10,860	402,614	9,243	342,783	14,740	654,212
Flour.		1,457,532		1,757,338		2,109,717		1,981,983		2,094,350
Fruits, dried and green (including dates).		401,188		493,636		560,814		639,034		442,900
Furniture.	25,122		30,376							
Grain:—										
Oats.	915,456	495,426	1,863,822	813,522	1,208,971	651,097	1,149,635	580,642	1,088,816	1,227,174
Rice.	7,338	459,740	8,279	459,545	7,427	466,416	8,217	538,078	5,385	336,004
Wheat.	523,762	426,106	1,109,475	736,171	129,816	73,905	40,343	25,438	1,142,397	1,227,257
Hardware and ironmongery (including hollow-ware.	78,104	1,575,125	79,164	1,701,070		1,704,433		1,803,465		1,594,398
Hay and chaff.	61,956	1,001,531	133,591	1,867,189	35,188	573,897	22,475	424,300	301,962	7,261,369
Iron and steel, galvanized and other (excluding railway plant)		3,883,322		5,347,763		6,476,331		5,812,463		5,221,149

BRITISH AUSTRALASIA.

NEW SOUTH WALES.

Total Quantities and Values of the Principal Articles of Merchandise Imported during the Years ended December 31, 1898 to 1902 inclusive. *Cont.*

Articles.	1898.			1899.			1900.			1901.			1902.		
	Quantity.	Value.	Quantity.	Value.	Quantity.	Value.	Quantity.	Value.	Quantity.	Value.	Quantity.	Value.	Quantity.	Value.	
	£	£	£	£	£	£	£	£	£	£	£	£	£	£	
Live stock:															
Cattle	196,101	3,103,011	172,016	3,742,467	82,132	1,615,547	68,200	1,739,008	10,996	1,258,376					
Horses	5,138	503,711	5,032	196,638	6,909	146,195	5,637	669,930	3,387	589,140					
Sheep	700,718	1,106,331	498,111	1,119,657	656,699	1,823,633	413,469	1,191,616	360,306	1,151,519					
Machinery (excluding sewing and wringing machines)		2,913,713		3,492,411		1,220,208		4,918,311		3,131,478					
Malt	148,172	606,063	118,930	581,715	396,111	501,310	503,650	583,878	356,928	488,293					
Musical instruments.		112,211		629,216		687,606		725,317		504,390					
Paper, printing, brown, wrapping and writing		1,038,211		1,251,321		1,599,756		1,676,327		1,124,771					
Potatoes	32,311	1,032,821	68,365	1,038,761	62,387	904,373	33,016	1,252,872	65,206	1,303,303					
Railway rails	10,278	239,768	21,182	167,657	26,651	781,037	11,470	1,117,021	27,305	799,003					
Sports and wines:															
Brandy	206,205	501,505	172,071	454,498	179,087	445,917	210,258	532,870	185,087	448,765					
Rum	161,368	102,643	150,519	101,117	201,467	163,321	187,856	113,786	239,427	190,880					
Gin and Geneva	187,125	249,587	323,339	306,137	228,010	333,809	273,040	384,711	241,981	298,462					
Whisky	612,951	1,129,033	616,016	1,159,322	598,010	1,118,577	700,532	1,418,577	876,518	1,192,749					
Wines, all kinds.	96,601	290,384	103,387	327,210	453,717	340,905	1,293,718	373,852	197,808	368,141					
Stationery (excluding writing paper), Pills	20,898	706,329	21,821	761,127		772,880		807,771		679,731					
Sugar, unrefined	61,093	3,721,301	61,010	3,616,761	59,388	3,570,080	53,961	3,617,669	60,651	3,873,039					
Tea	12,083,965	1,677,506	13,606,616	2,097,017	11,800,331	2,231,636	13,483,030	1,951,901	9,685,679	1,226,872					
Tobacco		1,990,832		2,283,810		2,664,596		3,138,610		2,178,361					
Timber	20,339	247,139	30,478	610,989	29,471	437,917	20,523	387,123	23,766	426,846					
Tin, tinog and ore.															
Tobacco:															
Manufactured (excluding snuff).	1,429,486	511,219	1,297,468	478,789	1,503,416	547,729	1,433,149	511,438	1,167,375	193,416					
Unmanufactured	1,315,498	199,635	1,754,328	266,395	1,488,767	272,331	2,806,265	488,900	3,029,253	628,189					
Cigars	298,763	377,050	268,293	378,324	367,331	516,501	363,815	512,372	251,803	397,757					
Wool	31,891,161	5,299,256	34,685,706	7,533,317	17,562,431	3,381,116	12,233,419	2,026,331	8,015,912	1,777,662					

3-4 EDWARD VII., A. 1904

SESSIONAL PAPER No. 10

Coin and bullion:													
Bullion—Gold (dust and bar).....	Ozs.	528,171	9,311,233	668,233	11,938,064	799,383	14,236,266	681,866	12,119,770	651,602	11,660,124		
Silver.....	"	8,600	4,817	43,236	24,632	13,168	9,076	16,883	10,166	3,129	1,635		
Coin—Gold.....	Pieces	521	17,835,341	144	3,416,692	7,029,493	6,160,129	4,298,330		
Silver.....	"	292	278,383	333	344,739	788,867	181,411	255,923		
All other articles.....		30,978,626	36,886,248	42,004,363	42,404,168	43,502,434		
Totals.....		119,007,325	124,558,999	134,130,515	131,050,661	126,407,821		

3-4 EDWARD VII., A. 1904

BRITISH AUSTRALASIA.

NEW SOUTH WALES.

Total Quantities and Values of the Principal Articles of Merchandise Exported during the Years ended December 31, 1898 to 1902, inclusive.

ARTICLES.	1898.		1899.		1900.		1901.		1902.	
	Quantity.	Value.	Quantity.	Value.	Quantity.	Value.	Quantity.	Value.	Quantity.	Value.
		£		£		£		£		£
Books and periodicals.....	5,714	185,074	6,342	165,053	281,605	189,717	215,661
Boots and shoes.....	2,252	161,488	3,062	237,206	294,409	211,151	440,331
Coal.....	2,791,796	4,684,984	2,798,533	4,834,864	3,369,332	6,195,432	3,470,982	8,184,876	3,261,439	7,910,182
Coke.....	30,731	121,988	43,018	177,127	74,294	294,682	78,033	290,934	105,308	366,212
Copper, ingots.....	104,037	1,251,429	108,302	1,885,055	133,305	2,279,532	123,519	2,024,538	113,850	1,438,547
Drapery and apparel.....	16,446	1,510,335	21,454	2,024,129	2,347,529	2,073,692	1,847,735
Flour (not including corn flour).....	26,688	1,328,838	16,586	579,055	30,513	961,166	41,800	1,243,360	22,336	941,986
Fruits, green.....	649,187	796,155	488,273	559,963	512,158	170,577	565,360
Grain: maize.....	215,977	147,888	247,051	178,431	129,655	71,190	57,362	40,174	165,809	201,728
Hardware and ironmongery (including holloware).....	29,212	641,615	32,597	761,731	656,600	547,899	595,729
Hides and skins.....	4,090,594	5,041,360	3,681,670	3,698,618	5,848,759
Leather, unmanufactured.....	14,864	1,656,614	17,065	2,138,354	2,119,725	1,910,546	2,423,288
Live stock:										
Horses.....	7,880	842,824	11,396	1,037,048	22,979	4,891,503	19,760	1,607,314	13,927	1,273,806
Cattle.....	56,610	1,447,488	26,771	660,684	50,463	1,496,708	40,850	1,521,469	38,948	1,089,242
Sheep.....	1,311,880	2,477,137	1,290,331	2,528,457	754,849	2,242,166	1,237,875	3,213,290	1,700,164	3,726,416
Machinery (excluding sewing and weighing machines).....	20,255	1,070,691	18,761	1,184,001	1,211,104	1,140,927	710,533
Meats, preserved (not salted).....	17,076,253	1,317,894	16,326,335	1,245,740	15,429,700	1,390,820	13,379,176	1,367,086	11,274,291	1,223,927
" frozen (except poultry game and rabbits).....	540,114	1,611,091	460,145	1,620,410	542,064	2,647,330	514,065	2,830,480	243,861	1,513,723
Shale (kerosene).....	13,845	132,359	9,147	94,194	16,677	176,543	19,385	207,291	27,604	311,913
Silver—Lead.....	292,173	1,562,862	405,150	1,969,676	359,485	1,746,471	338,425	1,520,064	308,258	1,371,928
Ore (silver and silver lead).....	7,796,404	6,506,690	8,514,179	7,690,482	8,434,549	10,527,729	8,003,142	7,259,318	7,312,631	5,121,224
Sugar, refined.....	226	1,338	132	803	261	1,299	172	880	456	2,341
" unrefined.....	345,370	1,060,189	400,462	1,166,695	224,294	762,174	291,355	899,802	265,737	698,074
Tallow.....	537,574	436,102	435,317	2,486,190	381,960	2,211,924	353,198	2,011,480	1,171,666	1,372,621
Tea.....	2,643,035	436,102	2,663,736	469,774	2,275,834	383,221	1,628,754	275,915	2,161,165	362,732
Timber, rough.....	15,800,941	423,940	18,657,105	495,315	15,414,419	431,333	13,376,193	415,072	17,836,696	533,364

SESSIONAL PAPER No. 10

Tin: ingots	Cwt.	27,238	469,074	36,925	1,079,169	34,989	1,128,127	26,162	733,583	24,077	711,618
" ore	"	24	170	146	2,166	302	4,380	105	6,053	450	5,217
Tobacco, of all kinds	Lbs.	803,936	416,310	867,752	448,818	902,909	410,776	879,069	437,259	1,251,196	849,944
Wool	"	280,948,406	46,026,671	240,019,494	57,127,887	221,265,084	46,690,712	285,176,505	46,073,970	195,184,062	37,382,914
Coin and bullion:											
Bullion, gold (dust and bar)	Ozs.	106,943	1,968,980	254,286	4,491,597	125,774	2,240,993	68,000	1,238,586	141,679	2,507,778
" silver	"	549,143	297,733	692,491	374,553	892,386	505,339	557,074	306,635	1,182,615	571,152
Coin (gold and silver)	"	1,713	31,920,136	2,114	17,285,334	26,525,961	19,453,946	15,390,050
All other articles	Boxes.	15,640,940	16,333,080	18,837,700	19,139,741	15,322,922
Totals	134,554,169	138,434,601	137,067,311	133,108,804	114,581,047

* Including woollens, hosiery and gloves, silks, blankets and counterpanes, canvas (except ships), haberdashery, hats, caps and bonnets, linen, millinery, umbrellas and parasols, furs and rugs.

BRITISH AUSTRALASIA.
NEW ZEALAND.

VALUE of the Total Imports and Exports from and to each Principal Country during the Years ended December 31, 1898 to 1902, inclusive. (*Including Coin and Bullion.*)

EXPORTS.					IMPORTS.				
COUNTRIES.									
1898.					1902.				
1898.	1899.	1900.	1901.	1902.	1898.	1899.	1900.	1901.	1902.
<i>British Empire.</i>									
25,057,651	26,806,339	31,055,155	33,511,044	33,343,733	Great Britain	33,343,733	33,511,044	33,343,733	33,511,044
996,708	1,051,200	1,258,286	1,624,586	1,403,033	British India	1,403,033	1,624,586	1,403,033	1,624,586
307	1,002	2,370	1,606	4,103	Cape Colony	4,103	1,606	2,370	1,002
553,890	568,587	600,221	653,744	612,669	Ceylon	612,669	653,744	612,669	653,744
318,015	307,817	200,336	265,266	250,753	Dominion of Canada	250,753	265,266	250,753	265,266
1,561,645	1,220,103	1,773,949	1,701,902	1,506,130	Fiji	1,506,130	1,773,949	1,506,130	1,773,949
31	19	805	2,151	47	Mauritius	47	19	805	2,151
3,123,446	3,641,245	5,123,588	5,947,192	657	Natal	657	5,947,192	657	5,123,588
582,749	577,819	482,049	130,709	31,023	New South Wales	31,023	130,709	482,049	577,819
110,170	116,803	111,038	191,352	220,390	Queensland	220,390	191,352	110,170	116,803
174,329	157,690	200,487	218,221	165,111	South Australia	165,111	218,221	174,329	157,690
1,617,787	1,981,113	2,086,463	3,121,031	3,611,790	Tasmania	3,611,790	3,121,031	1,617,787	1,981,113
1,329	3,227	13,680	25,684	35,702	Victoria	35,702	25,684	1,329	3,227
281,634	257,787	292,814	556,399	280,808	Other British Possessions	280,808	556,399	281,634	257,787
34,139,697	36,808,751	44,131,965	47,691,859	45,848,657	Totals, British Empire	45,848,657	47,691,859	34,139,697	36,808,751
<i>Foreign Countries.</i>									
184,906	216,863	239,302	307,004	419,682	Belgium	419,682	307,004	184,906	216,863
30,665	21,977	7,275	74,377	60,833	China	60,833	74,377	30,665	21,977
100,706	94,808	128,190	134,875	173,117	France	173,117	134,875	100,706	94,808
745,096	781,611	886,093	966,135	1,024,725	Germany	1,024,725	966,135	745,096	781,611
3,895,334	3,773,170	5,167,782	6,887,399	6,418,826	United States	6,418,826	6,887,399	3,895,334	3,773,170
639,093	835,701	949,862	1,451,804	1,177,545	Other Foreign Countries	1,177,545	949,862	639,093	835,701
5,615,890	5,724,130	7,379,031	9,821,494	9,274,728	Totals, Foreign Countries	9,274,728	9,821,494	5,615,890	5,724,130
34,139,697	36,808,751	44,131,966	47,691,859	45,848,657	Totals, British Empire	45,848,657	47,691,859	34,139,697	36,808,751
40,055,587	42,532,881	51,811,000	57,513,853	55,123,385	Grand totals	55,123,385	57,513,853	40,055,587	42,532,881

SESSIONAL PAPER No. 10

NEW ZEALAND.

Total Quantities and Values of the Principal Articles of Merchandise Imported during the Years ended December 31, 1898 to 1902, inclusive.

ARTICLES.	1898.		1899.		1900.		1901.		1902.	
	Quantity.	Value. \$	Quantity.	Value. \$	Quantity.	Value. \$	Quantity.	Value. \$	Quantity.	Value. \$
Ale and beer										
Apparel and slaps	161,534	184,174	191,222	190,608	171,769	166,907	186,916	170,084	225,442	212,317
Bags and sacks (including woolpacks and woolpackets)		1,721,369		1,915,953		2,199,144		2,234,210		2,488,739
Books and stationery (including writing paper)	586,267	671,225	610,584	799,623	616,912	946,240	1,009,498	1,226,379	799,627	815,828
Boots and shoes		1,093,545		1,174,161		1,223,237		1,351,048		1,372,015
Coal	66,444	637,165	75,436	737,753	88,779	948,080	94,607	927,912	90,804	987,307
Tools and implements	115,427	451,085	99,655	451,760	124,033	585,976	149,764	476,391	127,853	611,895
Coke	1,210	14,465	1,218	14,040	963	11,928	1,014	14,610	1,039	12,638
Cotton piece goods		2,632,967		2,177,809		2,504,421		2,290,697		2,425,960
Drapery		1,673,257		1,925,721		2,133,655		2,160,133		2,187,581
Drugs, chemicals and druggists' wares (excluding acids)		808,898		908,110		914,062		1,033,825		1,172,092
Fruits, fresh and dried	26,284,829	836,123	25,800,792	837,247	29,325,503	1,039,387	32,014,740	1,143,277	20,553,743	799,549
Haberdashery		418,460		412,732		512,352		538,963		499,169
Iron—										
Cutlery, hardware and ironmongery (galvanized, all kinds)		1,130,312		1,183,320		1,475,958		1,466,768		1,524,731
Tools and implements		788,327		1,066,223		1,255,785		839,974		1,396,831
Wire, fencing and barbed	12,884	549,335		472,697		628,175		682,321		691,422
Leather (not manufactured)		579,133		468,081		444,866		468,125		705,716
Machines (including sewing machines) and parts thereof		315,973		350,673		391,801		324,662		360,375
Manures of all kinds	30,061	2,286,667		2,206,620		2,858,516		3,158,418		2,969,504
Millinery, silks, linens and hosiery		549,184		565,456		546,463		653,638		794,158
Oils		1,208,890		1,383,511		1,594,963		1,735,991		1,897,790
Paper, printing, wrapping, &c. (excluding paper bags, paper hangings and writing paper)		790,945		617,906		1,006,282		1,160,193		1,223,553
Railway materials	90,040	432,630		444,945		617,015		617,999		569,856
Seeds		486,652		619,838		878,881		3,225,894		1,009,668
Spirits—		389,491		323,910		261,729		265,256		314,171
Brandy	76,718	155,495	74,413	153,407	76,467	155,611	82,252	160,625	75,562	132,741

3-4 EDWARD VII., A. 1904

BRITISH AUSTRALASIA.

NEW ZEALAND.

Total Quantities and Values of the Principal Articles of Merchandise Imported during the Years ended December 31, 1898 to 1902, inclusive *Cont.*

ARTICLES.	1898.		1899.		1900.		1901.		1902.	
	Quantity.	Value.	Quantity.	Value.	Quantity.	Value.	Quantity.	Value.	Quantity.	Value.
		%		%		%		%		%
Spirits <i>Cont.</i>										
Whisky.....	361,925	613,550	434,876	733,616	378,080	649,432	491,888	833,811	459,180	806,908
Other kinds (including methylated and perfumed).....	111,078	115,291	129,341	162,643	129,387	159,928	156,267	192,773	158,160	185,814
Sugar, raw and refined (excluding glu- cose and molasses).....	748,726	2,040,191	612,231	1,791,506	808,187	2,176,611	897,687	2,363,799	704,858	1,934,606
Tea.....	1,847,442	891,089	4,671,139	893,963	3,291,146	973,012	3,770,926	1,066,233	5,240,375	369,351
Tobacco, cigars, cigarettes and snuff.....	1,696,746	787,602	1,779,347	896,369	1,955,785	967,790	2,101,891	1,079,860	2,074,988	1,031,818
Wine.....	111,002	236,101	116,662	251,315	122,120	268,143	133,616	310,673	122,965	293,703
Woolleins.....		1,396,300		1,117,283		1,669,470		1,696,811		1,912,763
Coin and bullion.....		89,824		643,088		2,435,347		2,260,562		1,791,297
All other articles.....		13,633,186		14,117,081		17,569,633		19,012,495		19,216,179
Totals.....		40,055,387		12,532,881		51,811,000		57,343,853		55,123,385

SESSIONAL PAPER No. 10

Total Quantities and Values of the Principal Articles of Merchandise Exported during the Years ended December 31, 1898

NEW ZEALAND.

to 1902, inclusive.

ARTICLES.	1898.		1899.		1900.		1901.		1902.	
	Quantity.	Value.	Quantity.	Value.	Quantity.	Value.	Quantity.	Value.	Quantity.	Value.
		£		£		£		£		£
Butter	96,801	1,964,625	136,086	2,782,755	172,583	3,604,351	201,591	4,294,376	253,998	5,868,286
Cheese	68,711	660,777	69,440	690,181	102,849	1,115,007	104,294	1,161,606	74,746	795,890
Coal	65,189	280,510	93,843	422,052	114,358	484,593	108,448	735,076	192,104	772,057
Coke	9	68	18	44						
Flax, phormium (excluding tow)	4,850	362,839	10,371	897,467	13,906	1,616,619	16,171	952,543	20,852	2,398,951
Grain:—										
Barley	2,665	2,219	125,549	86,705	243,048	137,410	119,779	64,439	151,360	121,968
Oats	816,210	427,897	3,520,734	1,392,363	5,818,648	2,687,714	10,514,924	4,488,531	5,185,812	3,241,431
Wheat	10,090	11,387	2,901,676	1,647,250	2,867,069	1,710,604	2,301,100	1,343,740	194,671	151,227
Kauri gum	9,903	2,853,638	11,117	2,958,870	10,159	3,028,492	7,541	2,171,088	7,430	2,191,085
Leather (unmanufactured)	20,658	510,304	17,385	479,381	18,165	552,356	18,372	548,896	15,495	453,382
Meat:—										
Preserved (not salted)	55,775	473,025	48,036	442,472	44,410	460,100	35,260	426,836	54,358	606,548
Frozen	1,351,693	8,297,007	1,865,827	10,163,706	1,844,831	10,336,221	1,877,547	10,365,875	2,138,557	13,231,313
Potatoes	22,597	686,575	25,396	192,506	13,422	122,319	22,062	441,292	17,715	334,327
Skins:—										
Rabbit	6,607,934	251,154	7,891,648	394,774	5,690,893	292,886	7,112,068	277,624	6,139,794	253,821
Sheep (including pelts)	4,995,325	1,190,284	4,960,054	1,305,886	4,663,430	1,339,703	4,692,767	1,287,958	6,144,680	1,893,263
Tallow	347,160	1,470,420	338,620	1,516,692	367,780	1,793,235	335,390	1,711,655	424,060	2,677,304
Tumber of all kinds		807,628		960,198		1,136,619		1,439,234		1,620,313
Wool	149,385,815	22,609,579	147,169,497	21,046,518	140,706,486	23,112,754	147,075,449	18,042,612	160,419,023	16,325,540
Coin and bullion:—										
Bullion, gold	280,175	5,259,363	389,586	7,364,459	373,632	7,006,433	455,564	8,335,298	507,852	9,496,940
" silver	293,851	161,121	349,338	198,745	326,457	180,211	571,134	317,580	674,196	350,278
Coin		331,503		72,577		111,462		56,521		46,321
All other articles		2,602,897		3,082,434		3,696,562		3,426,994		4,014,253
Totals		51,187,380		58,099,897		64,464,651		62,689,597		66,466,554

BRITISH AUSTRALASIA.
QUEENSLAND.

VALUE of the Total Imports and Exports from and to each Principal Country during the Years ended December 31, 1898, to 1902, inclusive. (*Including Coin and Bullion.*)

IMPORTS.					EXPORTS.																								
1898.					1899.					1900.					1901.					1902.									
COUNTRIES.					COUNTRIES.					COUNTRIES.					COUNTRIES.					COUNTRIES.									
£	%	£	%	£	£	%	£	%	£	£	%	£	%	£	£	%	£	%	£	£	%	£	£	%	£	£	%		
<i>British Empire.</i>																													
12,451,987		14,139,733		15,090,102	12,043,919		12,151,341		12,021,733	11,277,974		10,621,733		10,621,733	23,252,762		26,816,847		29,795,033	20,795,033		15,922,059	13,318,276		14,139,733	181,749		141,712	
231,683		259,048		284,023	378,096		212,690		104,897	328,597		104,897		404,921	404,921		541,864		94,063	94,063		171,398	181,749		181,749	1,737,327		2,503,671	
				813	1,139		258		1,139	1,139		1,139		1,139	1,139		1,139		307,505	307,505		7,482	31,341		31,341	1,737,327		2,503,671	
44,661		106,065		178,251	241,074		277,166		277,166	277,166		277,166		277,166	277,166		277,166		354,824	354,824		291,309	323,945		323,945	7,482		217,715	
335,513		399,631		346,167	447,441		379,182		447,441	447,441		447,441		447,441	447,441		447,441		253,840	253,840		148,750	619,463		619,463	1,574,663		21,586,981	
10,419,256		10,917,632		11,930,682	10,621,733		11,277,974		10,621,733	11,277,974		10,621,733		10,621,733	23,252,762		26,816,847		29,795,033	20,795,033		15,922,059	13,318,276		14,139,733	181,749		141,712	
124,854		244,919		164,532	104,897		328,597		104,897	328,597		104,897		104,897	404,921		541,864		94,063	94,063		171,398	181,749		181,749	1,737,327		2,503,671	
694,828		648,639		639,535	1,066,501		937,086		1,066,501	937,086		1,066,501		1,066,501	922,472		1,302,763		282,563	282,563		1,457,313	1,737,327		1,737,327	1,737,327		2,503,671	
16,853		20,897		31,731	22,119		24,353		22,119	24,353		22,119		22,119	1,625		5,665		307,505	307,505		7,482	31,341		31,341	1,737,327		2,503,671	
171,467		186,082		181,892	228,451		549,875		228,451	549,875		228,451		228,451	30,392		46,397		307,505	307,505		7,482	31,341		31,341	1,737,327		2,503,671	
2,634,791		2,564,904		2,431,890	2,004,745		4,842,392		2,004,745	4,842,392		2,004,745		2,004,745	3,664,794		5,118,225		5,118,225	5,118,225		2,783,349	2,564,904		2,564,904	1,737,327		2,503,671	
1,976		27,492		3,470	71,389		1,859		3,470	1,859		1,859		1,859	373,136		138,230		253,840	253,840		103,592	100,808		100,808	1,737,327		2,503,671	
127,081		182,241		60,625	71,389		308,855		71,389	308,855		71,389		71,389	72,515		138,230		253,840	253,840		124,719	219,484		219,484	1,737,327		2,503,671	
26,632,950		29,697,373		31,083,663	27,232,124		31,291,518		27,232,124	31,291,518		27,232,124		27,232,124	52,181,037		56,076,751		56,076,751	56,076,751		44,838,459	43,449,692		43,449,692	127,881		10,920	
<i>Foreign Countries.</i>																													
48,890		76,801		125,141	287,834		173,039		287,834	173,039		173,039		173,039	24,752		318,100		318,100	318,100		51,625	10,920		127,881	1,917		5,957	
210,595		154,501		173,930	49,449		79,687		49,449	79,687		79,687		79,687	23,944		27,915		27,915	27,915		263,379	190,692		190,692	1,917		5,957	
117,077		165,987		193,373	166,430		147,986		166,430	147,986		147,986		147,986	226,406		226,406		226,406	226,406		172,903	369,065		369,065	1,917		5,957	
682,048		938,094		1,317,871	1,189,992		1,306,372		1,189,992	1,306,372		1,306,372		1,306,372	689,227		689,227		689,227	689,227		349,206	473,784		473,784	1,917		5,957	
1,357,006		1,617,417		1,738,003	1,828,251		1,766,454		1,828,251	1,766,454		1,766,454		1,766,454	10		24,280		24,280	24,280		12,536	5,402		5,402	1,917		5,957	
186,795		208,432		330,846	276,939		1,916,695		276,939	1,916,695		1,916,695		1,916,695	487,661		759,230		759,230	759,230		940,100	869,592		869,592	1,917		5,957	
2,602,411		3,221,232		3,879,045	3,798,906		4,490,833		3,798,906	4,490,833		4,490,833		4,490,833	622,114		2,045,138		2,045,138	2,045,138		1,791,809	1,715,529		1,715,529	1,917		5,957	
26,632,950		29,697,373		31,083,663	27,232,124		31,291,518		27,232,124	31,291,518		27,232,124		27,232,124	52,181,037		56,076,751		56,076,751	56,076,751		44,838,459	43,449,692		43,449,692	127,881		10,920	
29,235,361		32,918,605		34,962,678	31,031,030		35,782,351		31,031,030	35,782,351		31,031,030		31,031,030	52,833,151		58,121,909		58,121,909	58,121,909		46,639,268	44,632,312		44,632,312	127,881		10,920	

QUEENSLAND.

Total Quantities and Values of the Principal Articles of Merchandise Imported during the Years ended December 31, 1898 to 1902, inclusive.

ARTICLES.	1898.		1899.		1900.		1901.		1902.	
	Quantity.	Value. %	Quantity.	Value. %	Quantity.	Value. %	Quantity.	Value. %	Quantity.	Value. %
Apparel and slaps	5,887	648,079	7,365	722,364	8,282	833,711	8,767	743,097	10,861	981,145
Bags and sacks (including woolpacks). . .	17,386	302,750	12,126	267,871	14,078	451,101	12,178	405,773	11,789	375,434
Beer and ale	418,498	367,088	532,473	443,129	486,758	389,680	511,613	405,510	700,901	432,344
Boots and shoes		240,194		265,754		325,468		345,445		504,386
Butter (excluding butterine)	33,334	7,333	26,480	5,671	21,168	4,344	41,325	9,110	3,271,059	865,483
Cement (including plaster of paris). . . .	56,411	139,600	86,986	227,302	70,217	178,699	120,445	129,445	128,338	128,338
Coal	22,914	96,481	30,330	132,302	31,086	146,307	25,743	117,413	38,622	168,239
Cotton piece-goods.	14,196	1,773,340	15,177	1,960,147	15,376	2,024,587	11,485	1,593,819	13,059	1,748,243
Drugs and druggists' wares.		329,419		355,383		373,268		354,352		370,022
Fancy goods	4,341	174,022	5,170	230,661	5,522	290,568	4,175	182,382		125,166
Flour	32,328	1,819,408	33,335	1,337,618	32,552	1,315,352	31,032	1,165,829	33,081	1,552,379
Fruit :—										
Currants and raisins (dried).		139,186		116,003		173,375		1,953,891		113,607
Green and pulp		349,022		420,095		390,909		458,317		382,788
Furniture		181,618		233,298		250,349		162,171		120,236
Glass and glassware.		117,374		160,011		185,235		165,918		148,847
Government and military stores		628,871		638,628		525,107		392,435		55,392
Grain :—										
Wheat	315,289	315,578	652,042	500,877	723,365	552,397	273,638	212,688	209,438	214,688
Hardware and ironmongery		609,157		721,306		787,047		665,204		614,164
Hats, caps and bonnets		346,537		345,353		357,727		280,110		311,221
Hosiery		212,545		328,865		312,153		194,754		293,446
Iron and steel, unmanufactured		1,714,253		2,298,261		2,343,636		1,916,649		1,938,714
Leather, unmanufactured, including patent leather		164,415		178,709		185,026		176,168		183,819
Linen and drapery		782,676		978,643		1,032,602		732,696		466,538
Live stock (horne'd cattle, horses and sheep).		776,339		914,549		673,706		1,718,386		777,489
Machinery and engines.		863,376		1,005,148		1,284,815		1,144,095		989,291
Malt	129,811	209,184	127,469	214,854	134,008	217,457	117,583	193,012	75,845	181,901
Oil		324,156		1,867,755		338,145		408,630		409,725
Kerosene	1,928,311	334,334	24,345	343,952	1,584,217	378,655	1,964,921	467,048	2,069,596	310,123
Others' stores		171,920		192,506		169,822		17,784		146,157
Opium	21,723				29,971				22,597	

3-4 EDWARD VII., A. 1902

BRITISH AUSTRALASIA.
QUEENSLAND.

TOTAL Quantities and Values of the Principal Articles of Merchandise Imported during the Years ended December 31, 1898 to 1902,
inclusive *Cont.*

ARTICLES.	1898.		1899.		1900.		1901.		1902.	
	Quantity.	Value.	Quantity.	Value.	Quantity.	Value.	Quantity.	Value.	Quantity.	Value.
		%		%		%		%		%
Paper		310,785		333,469		395,606		426,846		364,022
Potatoes	Tons.	10,233		331,931		315,511		398,093		712,459
Preserves, jams and jellies	Lbs.	293,604		24,319		249,612		618,576		3,171,033
Provisions:										
Pork (salt and mess), bacon and hams		4,314		2,978		2,789		1,691		78,569
Railway rails and other materials	Tons.	218,098		375,684		1,187,287		629,236		516,669
Saddlery and harness		3,798		250,268		222,738		243,088		277,327
Spirits:				49,431		46,603		33,113		27,647
Brandy	Galls.	70,446		74,709		198,706		71,259		139,741
Gin and Geneva	"	33,296		56,145		68,517		88,428		88,320
Rum	"	19,658		25,572		23,851		20,438		23,817
Whiskey	"	235,191		423,912		474,772		463,114		491,357
Stationery—										
Books and newspapers				298,754		310,563		326,529		297,874
Other (excluding paper)				183,478		183,619		199,501		294,843
Sugar	Tons.	60		33		26		27		11,329
Tea	Lbs.	3,379,418		609,744		639,886		660,100		635,634
Tobacco:										
Cigars	"	59,118		85,669		94,700		92,569		89,634
Manufactured (except snuff)	"	685,196		321,983		431,143		341,445		372,153
Wine	Galls.	42,351		114,004		162,118		136,677		149,859
Woolen piece goods (including flannel)				833,194		971,917		894,863		967,221
Coin and bullion				1,432,104		1,112,676		1,807,333		1,331,798
All other articles				9,188,000		10,771,833		10,991,069		13,522,298
Totals		29,235,361		32,918,665		34,962,678		31,031,030		35,482,331

SESSIONAL PAPER No. 10

QUEENSLAND.

TOTAL Quantities and Values of the Principal Articles of Merchandise Exported during the Years ended December 31, 1898 to 1902, inclusive.

ARTICLES.	1898.		1899.		1900.		1901.		1902.	
	Quantity.	Value.	Quantity.	Value.	Quantity.	Value.	Quantity.	Value.	Quantity.	Value.
Coal	4,182	26,507	9,034	36,150	12,501	49,032	10,927	46,155	4,272	21,698
Copper, ore	7,380	28,075	14,500	53,163	37,400	171,453	39,931	252,142	94,640	249,436
" other	320	4,613	4,820	56,891	2,760	45,352	61,806	633,290	89,500	753,725
Fruits, of all kinds		477,633		461,369		513,833		521,478		614,475
Hides and skins		2,269,156		3,468,141		2,685,143		2,040,243		2,922,910
Live stock (homed cattle, horses and sheep)		3,436,247		4,513,469		2,907,707		3,471,374		1,829,633
Meats:—										
Frozen		3,293,261		4,138,326		4,779,388		4,976,327		5,941,470
Other		2,349,023		3,132,841		2,822,555		1,452,271		1,637,254
Pearl shells		533,328		670,982		625,483		519,015		631,158
Silver lead				872		2,989				
" ore	201	38,320	327	53,222	61	9,013	198	46,968	31	6,453
Sugar	2,461,140	6,472,065	2,180,900	5,639,982	1,076,860	3,257,693	1,412,500	3,840,750	1,425,880	4,550,002
Tallow	382,640	1,338,890	470,320	2,281,634	275,880	1,496,293	191,489	1,037,705	161,898	1,012,381
Tin, ore	10,540	100,696	13,960	291,105	11,920	293,500	15,900	260,147	15,290	251,232
" smelted	2,960	54,410	7,040	192,895	5,660	185,629	9,540	295,241	13,340	388,725
Wood		43,174		33,327		88,345		97,552		113,296
Wool, raw	86,814,139	14,688,977	71,138,315	16,591,731	49,255,142	10,763,601	52,536,042	10,408,613	29,851,580	6,382,273
Com and billon:—										
Pallion	944,906	13,898,134	794,402	12,719,087	706,183	12,043,199	627,534	10,692,592	721,909	11,959,536
Gold (dust and bar)	69,111	204,161	67,570	179,480	36,660	153,519	52,242	203,879	71,641	419,740
Silver		1,063,595		348,551		179,441		196,555		1,038,391
Com		1,756,765		3,483,648		3,793,187		4,019,344		3,873,554
All other articles										
Totals		52,833,151		58,121,909		46,630,268		43,013,581		44,632,312

BRITISH AUSTRALASIA.

SOUTH AUSTRALIA (Exclusive of Northern Territory.)

VALUE of the Total Imports and Exports from and to each Principal Country during the Years ended December 31, 1898 to 1902, inclusive. (Including Coin and Ballions.)

	IMPORTS.					EXPORTS.				
	1898.					1902.				
	£	¢	£	¢	£	¢	£	¢	£	¢
	9,610,780	9,920,093	10,876,917	9,250,380	11,223,516	13,651,830	11,317,526	11,436,325	9,300,764	9,300,764
	107,198	92,782	153,119	130,755	25	513,411	1,035,781	1,568,892	3,791	3,791
	1,111	1,111	102	963	20,050	963,651	1,391,293	2,353,286	1,090,006	1,090,006
	212,926	251,195	292,040	191,980	2,091,738	43,096	36,127	23,175	32,161	32,161
	17,788	13,111	21,011	11,137	7,601	625,790	481,297	630,065	318,054	318,054
	141,391	559,156	956,421	583,329	195,075	12,337	23,581	70,115	22,683	22,683
	118,187	71,905	47,625	53,587	28,431	349,436	11,883,621	591,986	112,488	112,488
	19	253	253	30	90,705	11,616,507	11,883,621	10,571,828	11,250,072	11,250,072
	10,961,634	12,973,084	11,829,171	8,888,723	9,949,179	11,616,507	11,883,621	10,571,828	11,250,072	11,250,072
	91,352	139,965	257,863	394,905	116,167	111,837	118,859	141,153	246,973	246,973
	1,808,722	839,977	392,837	636,555	263,759	336,880	372,076	416,221	884,236	884,236
	173,618	143,391	118,415	130,704	30,032	59,809	63,365	62,483	211,403	211,403
	2,332,622	3,461,637	3,712,619	4,097,511	2,540,429	2,622,812	2,721,810	2,841,922	2,900,003	2,900,003
	799,019	1,132,962	600,348	181,039	3,262,675	2,784,950	3,757,905	3,417,406	3,292,131	3,292,131
	112,137	62,776	248,168	279,872	128,168	146,791	307,637	292,063	148,991	148,991
	26,830,709	29,671,166	29,380,388	24,842,080	30,192,581	33,879,242	31,652,860	33,975,460	33,063,316	33,063,316
	115,515	198,677	267,448	293,918	814,173	1,591,400	805,289	564,587	1,104,232	1,104,232
	16,396	31,317	32,475	16,683	162,649	1,481,866	1,377,622	192,380	229,390	229,390
	111,621	113,452	153,422	116,289	937,812	337,878	683,449	683,477	462,126	462,126
	1,633,636	1,174,071	1,247,503	1,073,681	844,439	2,832,497	1,246,616	1,890,082	1,746,140	1,746,140
	351	181,181	1,642,173	1,190,317	31,806	162,298	306,123	416,300	273,083	273,083
	314,070	144,131	285,152	189,451	97	389	146	49	389	389
	1,512,978	1,773,365	2,708,173	1,580,292	1,453	1,292	9,594	22,138	70,148	70,148
	140,562	211,510	287,111	256,215	81,757	536,736	833,642	1,009,878	516,178	516,178
	3,248,675	3,829,710	6,491,673	4,716,392	2,880,186	6,941,286	5,022,371	5,035,200	4,402,786	4,402,786
	26,830,709	29,671,166	29,380,388	24,842,080	30,192,581	33,879,242	31,652,860	33,975,460	33,063,316	33,063,316
	30,099,384	33,503,876	39,101,486	29,559,072	33,072,767	40,823,528	39,075,231	39,010,660	37,466,102	37,466,102

Foreign Countries.

Belgium
China
France
Germany
Java
Sweden and Norway
United States
Other Foreign Countries.

Totals, Foreign Countries
Totals, British Empire
Grand totals.

BRITISH AUSTRALASIA.

SOUTH AUSTRALIA (Exclusive of Northern Territory).

TOTAL Quantities and Values of the Principal Articles of Merchandise Exported during the Years ended December 31, 1898 to 1902, inclusive.

Articles.	1898.		1899.		1900.		1901.		1902.	
	Quantity.	Value.	Quantity.	Value.	Quantity.	Value.	Quantity.	Value.	Quantity.	Value.
Apparel and slaps, including moleskin cloth.	235,221	227,945	241,318	214,396	168,201
Bags and sacks	65,006	99,644	90,384	51,401	33,278
Bark	8,206	302,375	340,594	8,386	310,162	7,474	328,991	7,702	333,070
Butter	10,152	237,221	16,671	391,604	15,692	383,322	9,854	212,520	8,547	209,271
Coal	38,778	121,356	46,819	130,322	78,945	262,328	43,748	141,741	1,642	5,027
Coke	3,240	25,618	292	1,810	318	1,664	298	1,514	278	1,114
Copper metal, including yellow metal.	95,620	1,194,348	110,162	1,480,063	97,840	1,811,616	134,580	2,281,430	137,000	1,889,883
" " "	536	19,427	2,892	120,120	2,367	109,626	1,869	111,996	2,579	297,077
Drapery	221,097	295,354	213,457	181,132	82,872
Flour	22,765	1,118,299	30,084	1,619,625	33,075	1,679,915	70,297	2,142,435	47,339	1,935,780
Grain	97,073	77,433	3,114,808	2,655,733	3,025,634	2,396,009	6,087,803	4,086,691	4,186,107	3,624,110
Hay and chaff	8,916	118,849	19,635	125,720	9,185	109,023	24,010	369,502	98,382	2,342,833
Live stock (horses, cattle, sheep and pigs).	27,629	121,054	55,638	555,854	72,104	617,356	35,019	696,979	59,990	794,668
Lead
Metal	21,900	1,264,019	35,077	2,241,226	41,900	3,281,963	40,581	2,417,740	51,973	2,659,497
Silver lead
Metal	26,679	2,805,111	20,957	2,756,805	12,072	1,820,722	12,928	1,211,411	11,031	820,743
Ore	137,369	4,651,468	185,911	5,712,766	160,387	5,114,063	155,344	4,947,511	135,359	4,193,514
Skins
Kangaroo	808,946	1,025,757	986,877	70,107	59,286
Sheep
Sugar (excluding molasses and treacle, but including loaf sugar)	87,955	340,326	84,025	311,077	108,406	602,946	186,801	654,455	140,383	530,525
Wine	524,200	409,875	507,549	408,352	491,329	419,341	619,946	494,963	850,739	624,373
Wool	41,932,929	5,680,280	48,106,812	9,197,538	42,058,431	6,385,106	44,484,023	6,065,059	39,169,371	5,949,928
Coin and bullion—
Bullion—Gold	19,071	363,491	16,123	307,580	17,072	331,887	12,237	232,408	10,827	189,936
" Silver	5,403,324	3,085,957	4,874,137	2,845,856	5,044,329	3,107,084	5,395,443	3,299,450	4,792,890	2,593,918
Coin	2,280,290	817,429	433,679	170,440	254,010
" Silver	7,119,705	7,300,864	8,341,831	7,781,164	6,827,489
All other articles
Totals	33,072,767	40,823,528	39,075,231	39,010,690	37,466,102

BRITISH AUSTRALASIA.

TASMANIA.

VALUE of the Total Imports and Exports from and to each Principal Country during the Years ended December 31, 1898 to 1902, inclusive. (*Including Coin and Bullion.*)

IMPORTS.					EXPORTS.				
COUNTRIES.					COUNTRIES.				
1898.	1899.	1900.	1901.	1902.	1898.	1899.	1900.	1901.	1902.
£	£	£	£	£	£	£	£	£	£
2,265,647	2,438,781	3,059,493	3,059,269	2,850,163	2,100,654	3,059,581	3,351,187	4,058,449	3,183,617
.....	20,313	26,275	53,826	*	2,774	5,339	5,339	7,285	*
.....	*	10	52,419	1,377	299,012	*
1,329,705	1,340,348	1,643,337	1,439,428	1,792,773	3,090,868	3,414,083	2,984,050	3,127,145	5,344,510
153,353	132,198	100,146	297,477	204,254	123,394	100,634	123,365	129,112	88,831
467,209	528,209	587,650	616,062	145,756	29,438	67,598	22,016	90,880	305,860
23,977	38,481	26,226	59,017	159,485	116,089	108,429	60,060	228,908	133,130
3,507,329	3,892,881	4,422,447	3,495,449	6,224,520	2,991,248	1,905,796	1,892,710	2,513,322	2,744,815
.....	68	32	6,131	92	214,512	236,155	297,369	298,772	215,739
33,251	50,146	13,476	69,289	82,827	167	586	3,382	9,614	186,391
7,784,782	8,441,428	9,879,142	9,022,998	11,459,870	8,668,581	10,949,990	8,758,842	10,695,550	12,222,833
					<i>Foreign Countries.</i>				
155,665	98,781	122,808	356,291	253,514	79,969	1,148,533	3,266,994	2,818,919	2,257,461
55,242	28,460	19,184	55,976	74,017	444,789	679,168	820,291	1,307,878
34,397	42,038	70,572	128,792	100,625	27,842	400	1,257	1,747
245,304	169,282	212,654	540,969	428,156	3,946,162	3,640,467	3,567,086
7,784,782	8,441,428	9,879,142	9,022,998	11,459,870	107,811	1,568,722	8,946,162	10,695,550	12,222,833
8,034,086	8,610,710	10,091,796	9,563,967	11,888,026	8,668,584	10,949,990	8,758,842	10,695,550	12,222,833
.....	8,776,395	12,543,712	12,705,094	14,336,017	15,789,939
					* Included with Other British Possessions in 1902.				

3-4 EDWARD VII., A. 1904

BRITISH AUSTRALASIA.

TASMANIA.

Total Quantities and Values of the Principal Articles of Merchandise Imported during the Years ended December 31, 1898 to 1902, inclusive.

Articles	1898.		1899.		1900.		1901.		1902.	
	Quantity.	Value. %	Quantity.	Value. %	Quantity.	Value. %	Quantity.	Value. %	Quantity.	Value. %
Bags and sacks, including wool packs.	1,922,309	133,984	2,638,341	219,521	2,017,151	297,551	2,179,022	206,317	281,488	
Boots and shoes	196,737	160,152	243,141	200,411	248,939	224,861	166,289	175,526	369,299	
Coal	34,527	53,455	52,642	90,286	59,158	105,743	41,048	94,603	106,833	
Coke	12,028	58,741	21,872	116,767	28,218	139,668	22,034	118,075	156,351	
Drapery goods, including apparel and slaps	1,591,409	1,536,127	2,126,456	1,753,771	2,352,735	
Government stores	98,365	248,409	266,936	331,566	61,524	
Ironmongery and hardware	73,205	305,925	37,265	150,541	32,468	156,760	29,003	376,835	981,305	
Live stock : cattle and sheep	681,455	175,308	543,281	182,713	156,517	
Machinery	159,801	177,473	338,835	633,188	468,213	
Railway and tramway materials	458,531	177,473	338,835	188,447	49,975	
Stationery and books	141,045	458,531	153,678	508,561	156,527	206,863	228,650	228,650	222,952	
Sugar, raw	974,362	191,542	1,071,483	223,541	1,138,301	555,340	121,812	455,087	(a) 787,107	
Tea	318,380	160,389	335,532	174,491	390,765	241,387	949,782	192,185	238,953	
Tobacco, including snuff	20,317	66,791	29,263	41,361	19,636	306,611	375,231	211,904	363,859	
Wine	36,539	19,636	38,636	30,340	63,407	
Coin and bullion	66,791	140,181	203,855	88,306	1,091,082	
All other articles	3,391,365	3,526,214	4,073,336	4,276,124	4,295,156	
Totals	8,030,086	8,610,710	10,091,796	9,563,967	11,888,926	

(a) Sugar, all kinds.

TOTAL Quantities and Values of the Principal Articles of Merchandise Exported during the Years ended December 31, 1898 to 1902, inclusive.

TASMANIA.

ARTICLES.	1898.		1899.		1900.		1901.		1902.	
	Quantity.	Value.	Quantity.	Value.	Quantity.	Value.	Quantity.	Value.	Quantity.	Value.
		£		£		£		£		£
Bark	5,892	150,949	5,186	151,071	4,742	143,104	4,982	159,495	5,765	195,591
Butter and cheese	292	393	8,823	645	10,658	489	9,933	34,212
Coal, including coke	2,361	3,182	2,657	4,871	2,732	5,013	20	83	5,844	29,849
Fruits:—
Preserved and green, but not dried	892,279	1,187,788	1,348,563	1,592,208	2,068,954
Grain:—
Oats	314,900	178,292	910,105	397,456	395,271	191,185	589,902	311,072	972,839	677,556
Hides and skins	3,653,820	509,929	4,625,526	443,733	3,534,676	350,646	4,580,367	360,245	4,680,104	499,131
Hops	488,938	107,124	308,907	65,968	488,992	96,701	700,695	118,980	122,831	159,495
Live stock: sheep	4,246	94,413	3,976	131,755	5,009	248,648	5,659	162,722	7,206	178,792
Oil:—
Sperm	90	9,733	77	9,792	50	5,329
Potatoes	22,535	629,922	45,662	462,455	49,391	592,352	49,861	895,145	68,154	1,581,832
Silver ore	13,940	815,741	13,404	790,134	12,188	837,874	15,731	919,454	29,436	954,305
Timber	141,108	199,193	254,103	228,991	187,186
Tin, ore and smelted	1,983	688,336	2,295	1,372,142	2,042	1,316,297	1,807	1,032,105	2,009	1,182,351
Wool	7,792,976	1,240,805	8,635,472	1,741,084	6,754,927	1,271,241	9,019,474	1,364,355	8,348,384	1,281,155
Coin and bullion:—
Bullion, gold	48,913	917,239	52,946	979,344	55,320	995,447	55,526	998,598	46,574	841,582
All other coin and bullion	316,333	296,061	388,815	663,842	929,212
All other articles	2,280,758	4,371,712	4,753,928	5,503,789	5,051,336
Totals	8,776,395	12,543,712	12,705,004	14,336,017	15,789,939

BRITISH AUSTRALASIA.
VICTORIA.

VALUE of the Total Imports and Exports from and to each Principal Country during the Years ended December 31, 1898 to 1902, inclusive. (Including Coin and Bullion.)

EXPORTS.				IMPORTS.					
1898.		1899.		1900.		1901.		1902.	
£	%	£	%	£	%	£	%	£	%
COUNTRIES.									
<i>British Empire.</i>									
30,149,652	29,151,465	34,334,469	33,750,528	35,146,098	33,750,528	32,803,377	27,487,663	30,969,934	26,405,424
1,400,768	1,632,816	2,352,304	1,642,962	2,418,529	1,642,962	2,479,236	11,978,278	3,330,416	1,250,688
164,226	94,316	465,603	385,858	385,858	385,858	3,183	219	53	676
5,918	4,163	13,568	10,800	14,016	10,800	464,209	4,654,247	5,849,636	11,381,876
727,065	777,343	843,841	1,018,320	1,005,935	1,018,320	531,917	2,802,386	2,716,169	8,142,347
242,345	163,656	3,294	10 Fiji	934	39,420	39,420	53,246	43,187	36,870
695,495	531,135	537,261	943,164	486,817	233,386	297,636	372,373	356,897	343,012
314,893	179,775	195,567	1,152,684	314,946	54,614	54,614	41,462	25,993	145,722
107	156	156	1,458 Natal	195	202,575	202,575	1,789,618	3,525,671	4,554,601
16,847,913	19,421,047	20,129,979	17,857,971	22,376,257	17,857,971	20,747,802	11,856,251	14,373,749	18,237,853
1,758,701	1,734,047	1,967,866	5,602,404	3,016,817	5,602,404	1,377,826	1,079,423	2,128,300	3,108,510
4,353,857	5,188,869	2,863,610	2,431,494	2,519,494	2,431,494	2,062,547	2,062,547	1,785,011	4,987,817
1,957,028	2,540,376	2,496,838	2,554,766	2,397,583	2,554,766	1,741,080	2,562,188	2,253,101	3,417,164
250,108	240,598	290,141	148,331	221,224	148,331	90,861	98,092	99,115	134,773
1,141,817	1,713,427	1,684,436	2,080,611	1,729,696	2,080,611	2,642,363	3,153,779	3,290,095	6,034,780
10,829,284	10,315,479	3,797,416	1,416,220	1,347,249	1,416,220	4,235,338	3,871,068	4,147,213	5,462,833
25,098	40,967	38,491	191,337	237,906	191,337	35,107	148,965	17,527	307,648
71,061,168	73,899,526	71,825,610	73,719,279	71,188,495	Totals, British Empire	68,760,392	72,306,329	74,761,261	79,384,001
<i>Foreign Countries.</i>									
594,882	671,887	966,671	789,432	960,071	789,432	1,096,956	2,981,439	989,426	1,933,790
276,641	349,675	409,383	2,000,132	145,800	2,000,132	3,100	2,511	529,797	32,461
268,251	208,128	1,655,859	1,639,888	2,316,397	1,639,888	70,679	61,232	37,289	168,727
972,598	778,958	1,011,211	559,268	686,721	559,268	3,924,821	7,215,340	3,556,300	3,096,548
2,814,384	3,071,781	4,063,731	4,805,550	4,063,731	4,805,550	2,647,066	3,733,347	1,549,980	2,258,854
469,444	895,603	1,096,961	1,062,218	1,122,029	1,062,218	255,988	2,329,766	2,288,983	309,617
19,447	128,013	133,940	127,940	133,940	127,940	235,988	2,414,752	2,414,752	
55,344	144,019	69,983	237,430	216,002	237,430	3,650			

SESSIONAL PAPER No. 10

4,299,564	6,442,284	7,114,452	7,482,977	7,273,163	United States.	328,797	1,143,725	584,672	1,214,710	627,293
776,943	870,877	877,530	1,326,105	1,381,756	Other Foreign Countries	182,819	587,787	380,255	482,127	633,633
10,547,498	13,561,225	17,243,293	18,393,776	17,726,697	Totals, Foreign Countries.	8,484,539	18,056,867	10,028,492	11,360,338	9,902,586
71,061,168	73,809,526	71,825,610	73,719,279	71,188,495	Totals, British Empire	68,760,332	72,306,324	74,761,261	79,384,001	78,721,949
81,608,666	87,370,751	89,068,813	92,113,055	88,915,192	Grand totals	77,244,631	90,363,196	84,789,753	90,744,339	88,624,545

SESSIONAL PAPER No. 10

Plates	3,579	117,408	4,568	116,131	4,881	251,996	4,470	200,156	4,661	157,368
Railway rails	16,034	437,567	27,800	753,331	11,278	398,785	11,615	480,038	7,473	222,377
Sheets, galvanized	10,785	848,941	10,701	932,176	13,351	1,348,295	12,675	1,480,488	14,495	1,800,488
Wire (excluding netting)	13,169	538,399	12,321	519,015	7,592	484,462	13,930	651,364	14,997	645,700
Leather and leatherware (exclusive of saddlery and harness)		563,234		688,964		888,084		809,545		1,066,009
Live stock —		250,667		227,669		282,398		184,471		151,981
Horses	5,995	758,932	8,233	885,339	14,564	980,721	12,209	1,165,618	11,413	1,292,684
Horned cattle	44,824	4,155,629	29,082	701,958	32,514	980,721	43,989	1,568,726	40,861	1,238,415
Sheep	925,344	1,618,796	1,945,185	2,139,046	745,879	2,159,451	1,068,430	2,543,325	1,533,249	3,392,497
Machinery (including steam, portable and traction engines, reapers and binders and steam boilers, but ex- cluding sewing machines)		977,708		1,196,854		1,040,469		1,782,748		1,783,482
Medicines, patent		244,467		278,032		253,334		305,417		347,781
Musical instruments		338,720		448,186		640,760		583,830		502,735
Oils of all kinds	6,469,653	1,166,019	5,439,278	1,193,073	3,996,792	1,599,533	9,084,899	1,882,769	6,179,019	1,264,316
Ornament stores		186,393		132,033		136,821		157,144		83,643
Paper, printing	181,219	633,051	292,536	671,031	277,632	870,136	298,194	887,626	227,498	740,775
Plated ware		191,192		193,747		300,010		303,689		261,135
Silk and manufactures of	8,171	1,682,081	4,956	1,628,567	5,614	1,826,256		1,872,844	1,911,417	1,911,417
Spirits of all kinds	766,974	1,297,483	787,946	1,280,016	833,635	1,364,701	1,639,282	1,668,376	894,613	1,317,295
Stationery (exclusive of writing paper) Sugars of all kinds, including glucose and molasses		198,669		216,328		243,922		271,350		289,104
Tea	1,178,849	3,236,401	1,170,010	3,327,423	1,476,589	3,391,784	1,431,063	4,268,587	1,395,685	4,446,717
Timber	11,752,446	1,464,375	12,701,339	1,634,918	14,298,798	1,834,589	11,558,768	1,497,731	10,693,248	1,489,278
Tobacco, cigars, cigarettes and snuff	3,190,182	1,081,023	3,302,970	1,102,563	3,785,088	1,240,645	4,126,347	1,265,386	3,968,669	1,566,901
Wine of all kinds	58,324	248,151	65,466	293,772	59,986	219,706	64,233	299,285	81,885	244,920
Wool, raw	65,626,395	8,801,328	63,067,135	11,441,829	62,527,987	9,381,361	61,796,450	8,954,988	38,062,768	5,536,346
Woolens and woollen piece goods, Coin and bullion —		2,930,974		2,967,153		3,442,992		3,158,004		4,088,112
Bullion—Gold	664,551	12,738,179	661,756	12,777,555	324,710	6,152,712	234,662	4,471,041	316,062	6,062,922
" Silver	10,029	6,555	16,559	16,862	16,856	11,544	14,177	9,412	11,409	6,900
Coin		386,462		1,178,702		1,317,042		1,500,436		704,134
All other articles		16,560,475		16,982,089		20,027,498		22,615,570		22,324,672
Totals		81,608,666		87,370,751		89,068,813		92,113,055		88,915,192

3-4 EDWARD VII., A. 1904

BRITISH AUSTRALASIA.
VICTORIA.

Total Quantities and Values of the Principal Articles of Merchandise Exported during the Years ended December 31, 1898 to 1902, inclusive.

ARTICLES.	1898.		1899.		1900.		1901.		1902.	
	Quantity.	Value.	Quantity.	Value.	Quantity.	Value.	Quantity.	Value.	Quantity.	Value.
Apparel and slops		665,643	729,026		875,022		999,187		1,535,993	
Bark	2,620	85,060	110,824	1,560	56,882		102,034	3,806	159,174	
Books, printed		329,671	433,245		433,431		470,582		441,733	
Books and shoes		231,877	252,721		330,700		353,203		917,730	
Butter	186,786	3,583,418	362,513	6,536,839	378,039	7,251,017	292,785	6,057,121	4,297,220	
Coal	405	1,728	438	1,630	72,765	181,361	11,628	42,130	2,034	
Coal and charcoal	558	6,847	123	8,088	275	2,686	793	6,385	406	
Flour and biscuits	14,444	868,573	32,865	1,365,231	33,868	1,261,192	36,207	1,573,369	24,817	
Grain:—										
Oats	241,671	281,585	186,185	186,033	1,050,976	1,387,058	1,071,455	1,266,438	719,253	
Wheat	1,680,313	1,576,737	5,453,331	6,093,704	3,833,478	4,313,403	6,333,125	7,026,542	3,136,240	
Other, including rice and malt		575,352		569,113		315,238		570,166	1,685,735	
Hay and chaff	14,442	606,966	107,617	1,253,293	111,100	1,539,594	111,481	1,982,840	6,019,885	
Hides	49,363	141,990	16,968	63,924	12,827	57,013	8,880	42,011	47,839	
Leather (unmanufactured)		1,469,699		1,529,511		1,607,426		1,562,453	1,353,722	
Live stock: horses, cattle, sheep and pigs	162,939	1,244,231	277,418	1,713,733	355,663	3,431,012	332,828	3,349,225	2,313,114	
Machinery		1,601,576		1,641,516		1,700,997		1,830,415	1,567,188	
Meats:—										
Frozen, beef, mutton and pork	13,403,900	589,436	25,487,800	1,226,502	25,736,300	1,405,260	21,683,700	1,166,438	980,813	
Preserved: except salted	3,324,524	230,738	5,960,016	273,516	5,053,044	357,992	4,094,748	3,390,864	327,516	
Potatoes	4,921	168,163	11,056	151,713	9,176	127,791	10,000	206,021	633,474	
Skins	11,339,948	1,673,540	15,131,987	2,394,555	12,098,557	1,441,892	16,765,287	1,675,019	2,398,887	
Soap	967,791	80,621	633,709	70,800	913,324	81,392	1,739,902	126,513	143,916	
Sugar of all kinds, including glucose										
Tallow	184,366	792,998	167,628	718,114	128,994	578,968	201,657	818,398	779,576	
Tallow	4,926	459,939	7,362	687,825	7,855	851,594	4,485	7,786	403,383	
Tea	3,994,425	782,915	4,067,923	783,188	3,733,110	723,814	5,449,139	933,538	646,975	

SESSIONAL PAPER No. 10

Wine.....	238,931	221,769	362,906	279,794	303,255	282,924	378,093	299,421	410,797	337,528
Wool.....	131,850,560	19,646,578	121,877,604	27,746,862	102,205,965	20,522,821	131,623,062	21,171,387	100,516,094	16,903,744
Woollen piece goods (includes wool yarn subsequent to 1901).....	189,635	262,664	257,486	379,838	509,827
Coin and bullion:—										
Bullion—Gold.....	67,801	1,319,100	47,873	961,858	22,135	421,433	24,230	468,645	48,110	954,041
" Silver.....	296	200	1,924	1,314	2,785	1,435	6,222	3,616	1,533	813
Coin.....	27,623,915	20,411,174	19,802,530	20,481,673	20,071,101
All other articles.....	10,225,301	11,574,846	13,190,236	14,587,478	17,418,536
Totals	77,244,931	90,363,196	84,789,753	90,744,339	88,624,545

3-4 EDWARD VII., A. 1904

BRITISH AUSTRALASIA.
WESTERN AUSTRALIA.

Value of the Total Imports and Exports from and to each Principal Country during the Years ended December 31, 1898 to 1902, inclusive. (*Including Coin and Bullion.*)

IMPORTS.				EXPORTS.					
1898.				1902.					
1898.	1899.	1900.	1901.	1902.	1898.	1899.	1900.	1901.	1902.
£	£	£	£	£	£	£	£	£	£
COUNTRIES.									
<i>British Empire.</i>									
9,985,777	7,543,474	10,831,864	12,188,655	16,306,468	11,162,439	18,368,002	20,772,972	27,377,234	21,242,562
17,812	21,573	46,019	118,489	376,291	153,587	47,922	2,499,817	211,116	3,833,434
200	808	2,654	5,285	1,523	197,260	387,369	109,613	811,648	5,150,028
4,730	26,431	21,267	67,384	135,284	19,939	40,067	2,166,026	7,914,100	5,578,651
29,779	58,376	73,497	98,925	221,088	5,047	13,885	15,822	16,693	31,117
2,759	3,890	12,045	4,687	2,258	101,153	663,508	663,508	338,634	1,093,353
3,101,487	2,158,655	2,440,624	2,561,944	1,842,346	318,596	3,291,818	697,822	727,849	2,186,218
44,292	41,430	332,617	604,303	1,334,936	1,484	696	1,494	17,659	23,353
35,064	41,070	107,650	118,275	316,469	13,792	19,525	10,536	4,803	3,163
3,169,290	3,263,392	4,457,112	3,264,171	2,443,801	1,369,421	1,292,504	1,086,654	713,867	553,925
743,916	676,617	1,195,581	882,458	135,211	127,331	100,764	115,403	133,804	165,401
36,081	26,606	193,752	302,166	394,283	4,092	4,949	1,971	5,348	8,122
6,966,755	5,722,918	5,819,454	6,207,341	4,961,712	10,279,023	9,686,701	3,678,168	1,314,426	1,134,220
4,353	6,507	7,928	16,795	28,012	70,654	113,827	101,533	246,088	131,950
24,142,346	19,591,136	25,544,359	26,741,778	28,495,861	23,823,818	33,596,426	32,161,429	39,891,869	41,143,705
<i>Foreign Countries.</i>									
76,733	136,573	597,982	508,596	85,074	15,203	15,101	2,088	19,463	200,477
61,889	41,619	36,996	32,321	376,675	21,904	38,138	204,682	535	146
636,716	758,845	1,598,281	1,286,917	1,473,938	14,775	22,260	8,769	47,138	100,908
444,171	691,715	1,100,037	2,479,140	3,164,399	380	380	821	1,329	1,484
149,041	251,301	138,278	310,546	1,533,365	262,996	324,436	968,844	1,478,864	2,663,522
1,368,550	2,180,653	3,471,374	4,668,320	6,663,451	314,878	400,365	1,185,234	1,547,829	2,906,237
24,142,346	19,591,136	25,544,359	26,741,778	28,495,861	23,823,818	33,596,426	32,161,429	39,891,869	41,143,705
25,510,866	21,771,189	29,015,433	31,410,299	35,129,312	24,138,696	33,996,791	33,346,663	41,442,698	44,049,942
Grand totals.									

SESSIONAL PAPER No. 10

WESTERN AUSTRALIA.

TOTAL Quantities and Values of the Principal Articles of Merchandise Imported during the Years ended December 31, 1898 to 1902, inclusive

ARTICLES.	1898.		1899.		1900.		1901.		1902.	
	Quantity.	Value.	Quantity.	Value.	Quantity.	Value.	Quantity.	Value.	Quantity.	Value.
Apothecaries' wares.....	\$ 253,028	\$ 221,282	\$ 254,358	\$ 290,136	\$ 316,430
Apparel and slops.....	1,016,703	1,497,483	2,134,033	3,081,778	3,802,029
Bacon, hams and tongues.....	Lbs. 2,815,306	429,633	3,062,580	3,690,252	3,527,174	721,963
Beer.....	Galls. 716,381	463,662	446,235	536,905	363,029	490,545
Boots and shoes.....	388,185	314,426	527,474	495,237	601,486
Bran and pollard.....	178,699	210,877	296,541	368,753	375,278
Butter.....	Lbs. 4,102,312	951,273	4,425,820	4,834,917	5,042,376	5,311,369
Coal.....	132,200	463,034	156,927	538,735	651,009
Corn and gram (except rice).....	Bush. 1,071,372	713,876	420,830	788,870	618,400	618,028
Drapery and haberdashery.....	1,415,200	767,804	1,107,322	*
Flour (excluding meal).....	Cwt. 297,332	761,200	218,902	199,880	415,506	568,577
Hardware, cutlery and ironmongery.....	294,722	151,071	224,957	272,396	670,782
Hay and chaff.....	Tons. 2,532	46,963	875	15,160	22,119	20,390
Wire and wire fencing, including wire netting and staples.....	124,757	114,970	149,874	122,484	103,105
Galvanized iron.....	Tons. 9,521	718,360	332,676	7,924	542,823	1,040,820
Live stock, horses.....	No. 415	53,273	57,174	931	201,903	1,349
" cattle, for slaughter.....	" 16,028	827,620	382,977	12,309	605,695	199,315
Machinery:—
Agricultural.....	155,067	93,785	126,523	159,310	240,228
Other, including locomotive engines, meats, preserved or salted (excluding bacon and hams).....	1,772,397	1,924,572	2,490,281	2,299,816	2,721,270
Oilmen's stores* (exclusive of paints and colours).....	325,799	275,015	353,463	330,875	373,390
Railway materials.....	63,530	59,485	75,098	61,106	37,566
Spirits:—	1,863,466	680,686	637,514	1,615,339	1,774,819
Brandy.....	Galls. 30,309	115,310	98,326	138,281	118,440	161,972
Whiskey.....	" 166,917	331,996	292,136	406,440	353,298	506,444
Sugar, molasses, &c.....	Cwt. 164,363	559,594	566,894	179,080	661,862	721,103
Tea.....	Lbs. 1,601,974	318,362	317,487	1,789,849	429,045	339,645
Tobacco, all kinds.....	485,420	419,847	469,259	492,813	581,698
Wine.....	Galls. 55,897	146,399	163,396	63,811	165,500	160,809
Wood and timber.....	253,927	209,461	259,267	359,943	425,853
Coin and bullion.....	660,499	28,874	20,138	126,888	84,388
All other articles.....	9,511,271	9,757,345	13,692,609	14,365,114	14,756,490
Totals.....	25,510,896	21,771,189	29,045,933	31,410,299	35,129,312

* Included with 'Apparel and Slops' subsequent to 1900.

BRITISH AUSTRALASIA.
WESTERN AUSTRALIA.

Total Quantities and Values of the Principal Articles of Merchandise Exported during the Years ended December 31, 1898 to 1902, inclusive.

ARTICLES.	1898.		1899.		1900.		1901.		1902.	
	Quantity.	Value.	Quantity.	Value.	Quantity.	Value.	Quantity.	Value.	Quantity.	Value.
Coal.....	25,827	125,692	44,570	220,377	78,485	405,982	119,377	807,321	74,510	453,257
Guano.....	3,950	45,079	2,045	25,136	2,902	36,631	1,099	13,344	2,400	23,360
Pearls (value estimated).....		97,333		37,333		97,333		121,066		194,067
Shells (Mother-of-Pearl and Shark's Bay).....	619	383,415	783	441,146	757	421,030	817	514,553	946	674,553
Skims.....		216,786		301,424		263,330		312,571		425,220
Timber:—										
Sandalwood.....	4,349	154,818	4,984	144,632	5,094	189,985	8,864	359,747	7,995	300,619
Other.....	81,739	1,587,482	138,271	2,692,230	114,508	2,233,138	143,012	2,783,456	125,136	2,435,927
Wool.....	10,126,306	1,400,291	9,948,417	2,366,041	9,694,743	1,317,494	13,578,963	1,840,257	12,932,271	2,229,313
Coin and bullion:—										
Bullion:— Gold.....	1,050,183	19,421,397	1,434,570	26,529,990	993,769	18,489,070	1,023,861	19,183,797	897,431	16,152,263
All other coin and bullion.....		74,002		464,284		8,657,683		13,882,064		20,280,064
All other articles.....		631,801		1,019,898		1,234,382		1,621,872		870,639
Totals.....		24,138,696		33,996,791		33,346,663		41,442,698		44,049,942

BRITISH GUIANA.

VALUE of the Total Imports and Exports from and to each Principal Country during the Years ended March 31, 1899 to 1903 inclusive. (*Including Coin and Bullion.*)

IMPORTS.			EXPORTS.					
1898-9.	1899-1900.	1900-1.	1901-2.	1902-3.	1900-1.	1901-2.	1902-3.	
£	£	£	£	£	£	£	£	
3,769,315	3,586,597	3,239,196	3,573,684	3,496,926	3,978,903	1,629,076	4,555,240	
300,574	306,751	410,282	224,533	155,358	331	1,276	294	
281,288	314,842	373,677	403,125	469,696	34,796	87,847	181,977	
216,089	124,509	134,382	99,932	80,347	75,083	119,865	89,242	
5,225	1,217	633	418	374	10,757	7,384	7,329	
4,512,191	4,333,826	4,150,970	4,104,652	4,133,701	4,099,850	4,845,448	4,834,082	
COUNTRIES.								
<i>British Empire.</i>								
113,423	53,992	4,588	2,258	8,262	175,546	154,525	125,232	
3,971	411			4,065	13,110	9,179		
26,552	19,511	58,512	18,957	51,397	18,125	6,765	23,213	
10,419	9,948	14,189	5,275	130	77,419	88,415	78,563	
61,661	45,823	45,298	96,083	89,263	7,017	32,408	48,233	
65,855	40,930	29,140	47,320	45,654	11,149	46,378	8,940	
1,855,937	1,806,344	1,901,333	1,943,807	2,172,856	4,129,985	4,022,352	3,365,565	
23,896	19,470	71,457	7,343	77,999	169,195	48,538	30,199	
2,161,714	1,965,939	2,124,517	2,121,043	2,448,966	4,541,816	4,498,760	4,673,917	
4,512,491	4,333,826	4,150,970	4,104,652	4,133,701	4,099,850	4,845,448	4,834,082	
6,674,265	6,329,765	6,274,587	6,225,095	6,682,667	8,641,696	9,254,208	9,513,999	
*	*	414,351	565,795	348,938	*	*	414,351	
6,674,265	6,329,765	6,688,938	6,790,890	6,931,605	8,641,696	9,254,208	9,928,350	
<i>Foreign Countries.</i>								
483,407								
16,732								
5,854								
129,486								
24,964								
11,348								
8,761,177								
31,898								
4,074,866								
4,538,992								
8,433,858								
348,988								
8,782,796								

* Transit Trade included with General Trade prior to 1900-1.

3-4 EDWARD VII., A. 1904

BRITISH GUIANA.

Total Quantities and Values of the Principal Articles of Merchandise Imported during the Years ended March 31, 1899 to 1903, inclusive.

ARTICLES.	1898-9		1899-1900.		1900-1.		1901-2.		1902-3.	
	Quantity.	Value.	Quantity.	Value.	Quantity.	Value.	Quantity.	Value.	Quantity.	Value.
Beet, pickled		%		%		%		%		%
Butter	9,880	106,360	7,361	74,561	7,979	88,250	6,856	79,276	6,910	104,241
Cheese	468,523	85,078	174,388	87,530	408,318	74,817	400,969	75,835	461,946	85,853
Ceal	43,629	181,847	24,099	85,848	33,768	173,041	27,938	125,336	28,247	110,968
Flour	178,360	680,130	206,511	674,018	182,840	601,618	193,750	651,692	191,180	706,287
Fish, dried	63,597	240,373	56,930	235,711	63,965	259,911	65,478	269,864	55,272	210,831
Hardware and cutlery		168,375		173,425		131,981		139,350		131,713
Limeas, cottons and woolleas		735,674		669,520		753,171		823,117		831,051
Lumber	6,814,926	101,824	8,031,131	129,721	6,117,829	120,268	6,861,034	137,710	6,063,497	135,561
Machinery		238,287		353,991		317,699		411,760		397,353
Malt liquor		90,150		86,008		96,415		92,031		89,845
Measures	11,270	371,872	11,321	424,040	15,526	481,131	12,297	47,438	13,519	527,701
Oils	773,254	135,824	521,082	101,869	621,016	158,589	572,934	443,420	642,965	161,458
Opium	3,962	11,353	3,468	6,365	3,565	11,271	3,343	11,302	2,873	10,350
Pork	20,462	198,433	19,183	176,407	19,616	229,109	16,656	237,412	14,093	240,618
Potatoes		77,715		63,998		56,453		59,538		69,476
Rice	25,006,103	541,236	25,311,210	476,813	20,417,518	382,025	17,622,213	366,756	14,785,675	309,685
Spirits : brandy		11,850		8,965		4,576		9,206		11,137
Coin and bullion	4,771	176,478	3,975	286,199		130,252		31,860		69,872
All other articles		2,557,646		2,212,791		2,610,072		2,647,337		2,724,545
Totals		6,671,205		6,329,765		6,688,938		6,790,891		6,931,605

SESSIONAL PAPER No. 10

BRITISH GUIANA.

TOTAL Quantities and Values of the Principal Articles of Merchandise Exported during the Years ended March 31, 1899 to 1903, inclusive.

ARTICLES.	1898-9.		1899-1900.		1900-1.		1901-2.		1902-3.	
	Quantity.	Value.	Quantity.	Value.	Quantity.	Value.	Quantity.	Value.	Quantity.	Value.
Balata	471,048	137,863	240,127	59,636	434,225	97,221	389,037	113,901	729,994	268,790
Coal	2,634	9,621	1,761	7,357	1,863	10,567	4,346	22,674	3,278	15,545
Molasses	574,458	58,244	385,761	96,441	230,063	59,383	124,320	21,134	331,383	50,383
Rice	1,589,687	39,089	613,126	12,884	202,807	4,176	1,272,105	26,671	293,791	6,361
Rum	2,733,987	706,981	3,341,205	1,063,406	4,023,828	1,437,082	3,122,348	1,437,060	4,278,638	651,219
Sugar, raw	98,330	5,156,310	83,385	5,293,735	94,745	5,411,792	105,691	4,983,183	120,126	5,001,710
Gold	112,815	2,023,298	113,368	1,999,827	108,752	1,890,845	102,012	1,788,431	103,775	1,813,822
Gold and silver		61,169		316,161		150,343		10,820		32,839
All other articles		49,121		463,161		866,691		397,490		941,927
Totals		8,641,696		9,254,298		9,928,330		8,801,394		8,782,796

34 EDWARD VII., A. 1904

BRITISH INDIA.

VALUE of the Total Imports and Exports from and to each Principal Country, exclusive of Government Stores and Treasure, during the Years ended March 31, 1899 to 1903, inclusive. (*Including Coin and Bullion*.)

Note.—Rx. = 10 Rupees. Rupee = 32 4 cts.

IMPORTS.			COUNTRIES.					EXPORTS.				
1898-9.	1899-1900.	1900-1.	1901-2.	1902-3.						1901-2.	1902-3.	
Rx.	Rx.	Rx.	Rx.	Rx.	British Empire.					Rx.	Rx.	
56,666,822	61,204,082	56,314,283	64,956,829	64,549,967	Great Britain	35,176,778	33,709,913	36,156,768	34,252,474	35,481,091		
396,484	251,823	322,830	342,364	317,571	Aden	1,255,796	1,029,629	805,223	1,088,504	1,094,456		
3,289,684	3,153,297	4,367,360	4,015,654	7,026,616	Australasia	1,287,270	1,600,752	1,914,468	2,007,829	1,443,368		
619	27,165	900	21,892		Canada	46,352	76,392	104,804	63,290	256,678		
1,205	496,315	2,713	934	2,787	Cape Colony	271,452	292,585	286,985	363,239	517,845		
1,390,567	1,486,127	2,322,736	2,725,048	2,629,900	Ceylon	5,296,820	5,295,306	5,296,820	5,313,825	5,551,266		
2,076,975	1,981,279	2,330,961	1,901,624	2,896,063	Hong Kong	8,373,069	8,378,089	8,164,138	10,048,808	9,718,138		
2,088,082	1,651,751	2,430,355	2,305,517	2,176,085	Mauritius	1,750,129	1,945,257	1,617,300	1,387,987	1,336,776		
6,203	193,745	2,657	3,389	504,533	Natal	387,419	374,601	389,620	614,857	734,108		
2,110,652	1,978,438	2,388,771	2,445,064	2,529,412	Straits Settlements	8,721,092	9,978,121	8,029,762	10,382,443	11,513,223		
267,863	262,951	186,510	233,056	243,093	Other British Possessions	1,314,383	764,810	1,058,351	933,507	730,745		
68,334,618	72,690,917	70,701,256	78,953,472	82,676,081	Totals, British Empire	63,883,800	62,546,298	64,689,999	66,456,463	68,427,694		
					Foreign Countries.							
1,637,275	1,296,906	973,599	1,018,031	1,165,815	Arabia	1,702,029	1,134,612	1,005,653	1,491,065	1,579,766		
2,475,983	2,424,136	3,153,874	3,940,271	2,533,073	Austria-Hungary	2,097,512	1,715,813	1,715,813	2,384,073	3,218,777		
2,250,431	1,836,031	2,430,468	3,013,290	3,092,231	Belgium	4,749,212	3,434,564	3,560,713	7,727,906	4,964,999		
1,108,126	555,999	946,415	792,249	1,336,901	China (Treaty Ports)	4,775,028	6,115,601	4,007,820	7,729,321	6,636,707		
1,189,079	628,904	816,360	590,914	833,892	Egypt	6,865,292	5,384,490	4,518,100	5,354,176	7,716,462		
1,275,697	1,245,286	1,168,558	1,378,083	1,482,418	France	7,827,015	6,664,339	6,017,342	8,894,971	9,152,595		
1,728,183	1,685,460	2,003,041	3,037,266	2,161,877	Germany	8,254,755	7,251,019	9,219,533	10,176,972	10,175,693		
536,928	740,138	830,395	974,855	846,975	Italy	3,320,613	2,763,534	3,096,353	2,989,362	3,419,025		
655,122	2,306,219	2,316,632	711,536	825,031	Japan	5,238,037	6,356,491	2,037,949	7,041,483	8,845,254		
721,615	949,027	807,648	751,478	707,067	Persia	1,616,619	1,210,781	1,463,644	1,363,387	1,294,500		
2,633,698	2,401,359	3,186,166	3,186,166	2,705,825	Russia in Europe	130,080	124,655	248,663	213,375	390,614		
1,459,645	1,242,109	1,249,954	1,178,958	1,703,951	United States	5,387,304	7,619,449	7,232,283	8,389,452	8,585,053		
1,437,988	1,687,346	1,903,861	1,829,770	1,958,874	Other Foreign Countries	4,222,447	4,275,147	4,365,801	5,774,650	6,308,233		
17,929,680	18,979,490	22,040,237	22,913,887	21,367,552	Totals, Foreign Countries	56,245,884	54,379,929	50,153,486	66,470,983	69,197,682		
68,334,618	72,690,917	70,701,256	78,953,472	82,676,081	Totals, British Empire	63,883,800	62,546,298	64,689,999	66,456,463	68,427,694		
86,264,298	91,670,377	92,741,493	101,167,359	104,043,636	Grand totals	120,129,654	116,926,227	114,843,485	132,927,446	137,625,376		

SESSIONAL PAPER No. 10

TOTAL Quantities and Values of the Principal Articles of Merchandise Imported, exclusive of Government Stores and Treasure, during the Years ended March 31, 1899 to 1903, inclusive.

Note.—Rx. = 10 Rupees. Rupee = 32.4 cts.

ARTICLES.	1898-9.		1899-1900.		1900-1.		1901-2.		1902-3.	
	Quantity.	Value.	Quantity.	Value.	Quantity.	Value.	Quantity.	Value.	Quantity.	Value.
		Rx.		Rx.		Rx.		Rx.		Rx.
Animals, living.....	No.									
Apparel.....		329,306	15,645	303,493	11,637	487,320	11,404	466,564	12,158	444,941
Arms, ammunition and military stores.....		1,380,486	1,464,307	1,539,778	1,539,778	1,634,144	1,634,144	1,781,280	1,781,280	
Books and stationery.....		289,012	253,146	234,377	234,377	545,559	578,481	271,977	248,861	
Building and engineering materials.....		501,786	501,786	521,861	521,861	213,338	208,350	296,678	297,604	
Candles.....		292,334	292,334	191,445	191,445	208,338	208,338	227,604	227,604	
Chemicals, drugs, medicines, &c.....		3,491,256	32,292	2,974,957	3,567,569	106,805	3,010,989	30,288	3,141,863	96,140
Chemicals.....		424,652		449,537		551,699		571,987		552,212
Drugs, medicines and narcotics.....		811,653		838,580		997,731		1,047,146		1,083,832
Dyeing and tanning materials.....		777,107		643,359		676,194		790,516		810,612
Clocks and watches.....		777,107		643,359		676,194		790,516		810,612
Coal.....	No.	254,388	132,959	262,805	259,563	138,000	320,303	139,968	380,991	165,426
Corals, real.....	Tons.	358,880	696,379	422,376	127,318	306,740	230,017	436,894	197,448	371,282
Corals, real.....	Lbs.	243,415	80,740	208,756	79,051	208,565	243,196	76,766	283,580	54,796
Cotton, raw.....	Cwt.	37,468	86,319	188,795	462,310	225,214	700,875	203,519	67,359	169,373
" twist and yarn.....	Lbs.	45,545,668	2,531,634	42,621,854	34,803,334	2,489,215	38,299,469	2,647,027	33,681,300	2,297,387
" piece goods.....	Lbs.	2,063,099	23,899,170	2,191,313	23,912,734	2,002,820	26,242,614	2,189,714	2,107,320	27,170,486
" handkerchiefs and shawls in the piece.....	No.	13,264,541	128,305	18,248,440	229,301	11,817,357	281,705	192,840	11,417,345	133,922
" thread, sewing.....	Lbs.	846,560	176,506	869,131	173,629	839,436	172,266	176,623	1,181,143	225,208
" all others, i.e.s.....	Lbs.	846,560	176,506	869,131	173,629	839,436	172,266	176,623	1,181,143	225,208
Earthenware and porcelain.....		480,105	480,105	693,451	693,451	649,545	726,846	726,846	619,208	619,208
Flax.....		187,349	187,349	199,027	199,027	201,475	239,987	239,987	274,205	274,205
Fruits and vegetables.....		136,301	136,301	147,518	147,518	181,885	198,987	198,987	184,337	184,337
Glass and glassware.....		112,416	112,416	93,436	93,436	107,680	80,317	80,317	57,553	57,553
Gums and resins.....		662,293	662,293	766,651	766,651	755,176	925,397	925,397	945,819	945,819
Hardware and cutlery including plated ware.....	Cwt.	115,424	169,370	110,991	115,422	169,580	143,650	143,650	105,123	117,215
Hardware, apparatus and appliances, and parts thereof.....		1,430,124	1,430,124	1,590,292	1,590,292	1,841,474	1,706,638	1,706,638	1,999,168	1,999,168
Ivory, unmanufactured.....	Lbs.	341,101	341,101	389,358	389,358	105,496	463,692	519,674	301,963	597,999
" manufactured.....	Lbs.	212,866	212,866	169,162	169,162	258,385	159,749	154,777	175,703	175,703
" manufactured.....	Lbs.	28,339	28,339	12,906	12,906	8,087	17,108	17,108	17,982	17,982

BRITISH INDIA.

Total Quantities and Values of the Principal Articles of Merchandise Imported, exclusive of Government Stores and Treasure, during the Years ended March 31, 1899 to 1903, inclusive—*Cont.*

ARTICLES.	1898-9.		1899-1900.		1900-1.		1901-2.		1902-3.	
	Quantity.	Value.	Quantity.	Value.	Quantity.	Value.	Quantity.	Value.	Quantity.	Value.
		Rn.		Rn.		Rn.		Rn.		Rn.
Jewellery and jewels, including plates										
Liquors	1,826,577	525,437	1,102,560	722,183	1,616,909	1,245,829	5,251,961	1,664,241	1,481,136	1,770,629
Machinery and mill-work		3,055,930	4,775,750	2,541,903	2,257,559	3,005,880		2,803,840		467,638
Matenes		379,789	347,394		388,657	136,585				
Metals										
Brass	8,729	54,720	10,196	61,734	11,889	81,543	10,004	73,913	11,644	70,413
Copper	251,301	1,121,276	90,846	329,137	159,971	917,133	193,822	1,080,145	395,830	1,962,433
Iron	3,290,341	2,308,579	2,981,334	2,419,398	3,399,831	3,134,983	3,612,088	2,903,251	3,925,832	3,030,489
Lead	100,735	137,198	103,249	136,729	122,294	211,112	151,518	221,028	128,134	173,782
Quicksilver	254,274	39,998	192,878	34,636	263,937	51,130	261,656	221,259	38,664	38,664
Steel	1,682,904	1,025,504	1,452,716	1,000,830	1,851,725	1,432,649	3,169,353	1,900,666	3,420,152	2,050,631
Tin	29,198	166,772	17,401	138,412	22,741	229,856	25,446	28,000	255,816	28,000
Zinc or spelter	74,714	116,465	77,080	139,415	71,372	126,508	76,337	113,931	97,891	140,920
All other, n.e.c.s.	24,636	298,834	22,893	201,044	26,320	256,372	28,040	113,931	30,281	267,453
Total metals		5,179,246		4,689,755		6,431,486		6,899,086		7,997,004
Oils, mineral										
Oils, other		3,245,273		3,180,542		3,457,853		3,827,657		3,464,550
Paints and colours		331,037		245,630		299,167		381,241		250,295
Paper and pasteboard		582,657		347,150		403,985		428,955		416,117
Provisions		1,531,667		411,330		453,000		527,163		524,806
Railway plant and rolling stock		2,824,815		1,688,248		1,975,716		1,984,672		1,841,050
Salt		681,227		2,777,078		1,341,119		1,512,379		1,611,721
Silk, raw		797,657		611,996		566,908		776,916		621,304
Silk, manufactured		1,361,763		1,694,848		1,016,940		809,620		551,615
Spices		889,054		1,429,831		1,665,811		1,484,701		1,632,323
Sugar		4,077,199		3,376,631		5,276,730		5,900,222		4,951,910
		87,989,038		101,344,689		97,791,074		88,781,392		97,721,333
		4,077,199		5,360,862		5,276,730		6,013,333		5,462,196

SESSIONAL PAPER No. 10

Umbrellas	No. 1,088	3,036,658	243,438	3,099,766	273,031	2,913,797	270,033	2,052,350	180,423	2,214,829	188,365
Wool, raw	Lbs. 91,497	3,283,905	91,497	3,364,938	85,484	2,871,319	83,940	3,392,173	167,630	2,756,071	79,843
Woollen goods			1,623,731		1,738,002		2,112,376		1,969,499		1,405,912
All other articles			3,120,941		3,950,869		4,403,252		3,977,103		1,457,927
Totals			68,380,341		70,711,864		76,277,885		81,518,979		78,787,909
Coin and bullion			17,883,957		20,958,513		16,463,608		19,648,380		25,253,727
Grand totals			86,264,298		91,670,377		92,741,493		101,167,359		104,041,636

3-4 EDWARD VII., A. 1904

BRITISH INDIA.

Total Quantities and Values of the Principal Articles of Merchandise Exported (Home Produce) exclusive of Government Stores and Treasure, during the Years ended March 31, 1899 to 1903, inclusive.

NOTE.—R_x = 10 Rupees. Rupee = 32 1/4 cts.

Articles.	1898-9.		1899-1900.		1900-1.		1901-2.		1902-3.	
	Quantity.	Value.	Quantity.	Value.	Quantity.	Value.	Quantity.	Value.	Quantity.	Value.
		R _x .		R _x .		R _x .		R _x .		R _x .
Coffee.....	270,656	1,749,824	281,353	1,484,715	246,431	1,228,490	255,042	1,250,220	269,165	1,321,263
Cotton, raw.....	5,411,012	11,188,538	4,373,000	9,925,065	3,575,703	10,127,401	5,400,014	14,424,093	6,044,806	11,757,198
" twist and yarn.....	219,624,083	6,063,088	240,693,000	6,992,178	118,081,000	4,170,580	27,246,127	9,316,691	248,538,638	8,540,034
" piece goods.....	60,618,704	1,038,383	63,556,000	1,291,174	69,343,000	1,133,230	7,262,189	1,123,498	69,331,590	1,357,543
" handkerchiefs and shawls in piece.....	1,653,867	68,350	1,275,381	50,493	1,124,161	51,011	1,741,727	69,358	1,744,678	73,841
" thread, sewing.....	95,969	8,238	113,104	9,178	103,111	8,492	64,030	5,242	149,797	12,299
" all other, n.e.s.....		48,410		30,531		39,634		48,308		33,972
Drugs, medicines and narcotics, &c.:										
Chemicals.....		372,033		402,303		353,732		376,020		448,848
Drugs and medicines.....		158,358		269,183		194,260		176,811		145,199
Opium.....	92,827	7,126,069	93,378	8,203,715	96,881	9,455,436	92,417	8,522,985	94,842	8,016,935
Tobacco.....	13,591,623	215,361	9,336,415	181,789	6,562,780	134,910	20,199,765	346,000	15,778,465	273,326
Indigo.....	135,187	2,970,478	111,320	2,692,311	102,491	2,135,981	89,750	1,822,255	65,377	1,205,682
Myrabolams.....	905,916	320,472	1,018,285	353,170	945,648	316,817	1,085,174	356,365	1,597,650	377,226
All other dyeing and tanning materials, n.e.s.....		190,414		319,251		277,193		229,877		247,252
Grain and pulse—										
Rice (not in husk).....	37,392,804	15,677,645	31,862,000	13,005,872	31,006,000	13,142,286	33,741,841	13,846,990	47,033,137	18,787,378
Wheat.....	19,320,496	3,719,688	9,704,087	3,969,496	90,021	30,083	7,321,818	3,253,220	10,292,150	4,515,357
Other sorts.....		1,800,234		1,182,865		858,969		1,185,533		2,177,053
Gums and resins.....	43,907	75,482	51,404	89,450	41,284	79,734	58,580	82,699	41,150	50,803
Hides and skins.....	19,531,777	4,155,084	30,312,863	6,888,350	29,004,292	6,988,471	28,782,773	5,575,639	27,031,047	5,896,907
" tanned.....		3,294,135		3,574,326		4,494,186		2,654,046		2,898,187
Jute, raw.....	9,864,545	9,941,245	9,725,000	8,071,646	12,445,000	10,807,737	11,737,272	11,737,272	13,036,486	11,136,475
" manufactures.....		5,798,359		6,264,349		7,861,692		960,528		9,019,899
Lac.....	182,116	871,394	238,450	1,136,660	227,068	1,065,397	157,071	8,711,417	239,013	262,847
Metals.....		110,896		186,908		388,680		253,153		867,679
Oils.....		800,887		868,648		676,518		691,751		678,851
Provisions.....		609,729		617,059		577,357		609,661		678,851
Seeds.....	19,279,909	11,847,194	15,775,000	10,093,528	10,997,949	9,014,635	22,963,227	16,779,268	22,194,000	14,882,571
S _g r, raw.....	1,364,151	458,003	1,933,718	698,611	1,604,275	512,296	1,935,761	663,121	1,989,822	634,815
" manufactures.....		128,189		128,902		125,445		103,469		94,885
Spices.....	32,000,206	618,596	26,390,475	548,296	23,455,126	541,515	29,813,810	740,827	27,324,677	636,210

SESSIONAL PAPER No. 10

Sugar	Cwt.	330,925	198,437	563,771	337,431	297,788	170,950	151,247	90,162	222,124	97,279
Tea	Lbs.	157,470,672	8,044,801	175,038,000	9,092,112	190,305,490	9,530,930	179,684,732	8,149,489	181,423,518	7,361,642
Wood			1,085,765		1,084,929		1,670,608		891,542		875,147
Wood, raw	Lbs.	27,977,905	1,253,483	311,935,412	1,356,374	21,873,859	902,995	19,592,620	793,826	27,892,898	1,165,320
" manufactures			229,285		233,255		296,433		269,767		251,572
All other articles			3,582,597		4,240,513		5,014,005		4,692,824		5,297,410
Totals		109,350,277		105,683,696		104,160,498		121,205,063		125,879,752	
Coin and bullion		7,408,181		7,356,040		7,474,455		8,462,567		8,810,011	
Foreign produce		3,371,196		3,292,491		3,208,532		3,259,816		2,933,613	
Grand totals		120,129,654		116,926,227		114,843,485		132,927,446		137,625,376	

CAPE OF GOOD HOPE.

VALUE OF the Total Imports and Exports from and to each Principal Country during the Years ended December 31, 1898 to 1902, inclusive. (*Including Coin and Bullion.*)

NOTE. The value of gold (produce of South African States) brought into the country for shipment at Cape ports, is not included in the returns of Imports, though included in those of Exports.
NOTE. Imports of dutiable goods re-exported to States *outside* the South African Customs Union, and dutiable goods removed to States *within* the Customs Union are not included in this table.

IMPORTS.						EXPORTS. (a)					
COUNTRIES.						COUNTRIES.					
1898.	1899.	1900.	1901.	1902.		1898.	1899.	1900.	1901.	1902.	
55,983,018	63,986,111	63,338,965	63,100,371	108,350,951	Great Britain.....	120,911,072	110,377,314	33,120,227	49,078,113	77,732,916	%
1,149,323	5,434,012	8,977,636	19,596,072	12,454,487	British Australasia.....	12,901	12,791	10,892	32,611	24,216	%
3,027	146,097	273,910	212,593	274,412	Australian Commonwealth.....		443	170	10		%
914,427	1,140,649	977,391	1,027,465	1,679,019	New Zealand.....	1,217	1,607,638	1,066	381	29	%
17,963	66,317	22,319	23,211	218,469	British India.....	6,234	14,722	9,733	6,339	11,553	%
39,736	56,565	40,559	60,488	70,430	Canada.....						%
1,831,791	1,634,811	1,711,694	2,360,022	1,482,776	Hong Kong.....	52,419	38,105	8,054	7,357	2,015	%
818,880	1,766,216	2,713,634	2,793,968	3,073,981	Mauritius.....	905,369	847,418	2,088,379	1,249,541	1,391,759	%
25,292	17,391		56,288	70,992	Natal.....	3,373	11,148	18,168	5,198	1,533	%
					Other British Possessions.....						%
61,080,457	73,954,076	78,093,672	95,262,684	128,375,517	Totals, British Empire.....	121,492,785	113,132,942	35,556,889	50,380,443	79,327,011	%
					Foreign Countries.....						%
1,233,354	1,303,634	1,287,642	1,122,431	2,515,312	Belgium.....	262,245	97,547	4,331	264,171	231,288	%
993,491	1,005,040	1,048,270	958,407	1,449,396	Brazil.....		219				%
285,614	232,539		925,456	1,163,451	Chile.....						%
299,990	341,762		3,920,681	6,199,428	France.....	42,437	137,128	97,509	98,579	47,460	%
3,706,107	3,566,172		2,682,025	1,289,751	Germany.....	242,628	252,291	175,988	583,177	1,053,268	%
851,783	710,008		1,001,090	1,289,751	Holland.....	13,037	10,123	10,818	3,811	2,370	%
1,312,958	1,223,377		1,398,222	2,110,736	Norway and Sweden.....	29	29		126	827	%
10,607,010	10,148,903		9,350,293	15,847,911	United States.....	140,150	106,580	109,051	41,104	25,954	%
808,469	991,007		2,319,477	1,377,580	Other Foreign Countries.....	1,024,367	1,440,855	3,697,408	1,544,881	4,261,962	%
20,101,408	19,322,632	17,674,230	21,499,533	38,164,249	Totals, Foreign Countries.....	1,724,803	2,024,743	4,095,105	2,536,132	5,626,129	%
61,080,457	73,954,076	78,093,672	95,262,684	128,375,517	Totals, British Empire.....	121,492,785	113,132,942	35,556,889	50,380,443	79,327,041	%
81,187,865	93,476,738	95,767,902	116,761,217	166,539,766	Grand totals.....	123,217,678	115,157,685	39,651,994	52,916,595	84,953,170	%

(a) Including 'Diamonds' passing through the Kimberley post office.

CAPE OF GOOD HOPE.

Total Quantities and Values of the Principal Articles of Merchandise Imported during the Years ended December 31, 1898 to 1902 inclusive.

Note. The value of gold (produce of South African States) brought into the country for shipment at Cape ports, is not included in the returns of Imports, though included in those of Exports.

ARTICLES.	1898.		1899.		1900.		1901.		1902.	
	Quantity.	Value. %	Quantity.	Value. %	Quantity.	Value. %	Quantity.	Value. %	Quantity.	Value. %
Agricultural implements.		463,798		589,193		379,449		351,563		783,981
" machinery		296,070		296,070		223,857		210,336		218,737
Apparel and shawls.		3,882,652		3,217,592		3,470,727		4,367,702		6,387,714
Bags of all sorts.	No.	4,100,813		8,158,584		6,675,067		6,111,527		9,522,788
Beer and ale.	Galls.	845,349		521,960		817,138		563,358		1,594,338
Books, printed.		734,494		695,471		539,190		718,860		1,076,779
Butter, including margarine, &c.	Lbs.	3,911,520		3,560,809		5,035,389		7,048,405		8,901,251
Candles.	"	3,490,436		229,251		3,945,033		273,190		1,350,312
Coal, coke and patent fuel.	Tons (a)	337,298		1,192,201		336,786		1,639,806		5,273,777
Coffee.	Lbs.	18,356,113		1,173,800		19,139,017		1,188,785		1,788,986
Confectionery and preserves, including cocoa and chocolate.	"	3,735,423		565,964		3,340,074		478,919		1,292,176
Corn, grain and flour.						921,430		7,364,159		3,357,803
Wheat.	Cwt.	2,973,204		4,074,787		1,622,992		2,451,948		2,755,123
Maize.	"	388,673		301,324		516,229		452,425		1,110,258
" flour, wheaten.	"	148,773		338,858		147,668		311,807		438,330
Cotton manufactures.				5,522,541		4,738,094		5,036,786		789,779
Drugs and chemicals.				1,529,729		1,286,790		1,124,390		3,818,079
Dynamite, blasting powder, &c.				561,528		2,973,772		454,946		1,426,503
Earthenware and chinaware, exclusive of bricks and pipes.				143,747		392,039		297,752		367,852
Furniture.				1,734,124		1,351,006		1,418,385		449,407
Glass and manufactures of, including lampware.				684,920		560,713		555,747		1,418,429
Government articles.				*		3,940,044		707,423		3,072,302
Haberdashery and millinery.				6,224,563		5,651,723		8,131,499		1,132,833
Hardware, cutlery and ironmongery.				5,127,814		4,127,814		6,194,790		12,334,245
Hats, of all kinds.	Dozs.	117,592		530,928		96,051		4,304,497		10,862,079
Instruments, musical.				391,698		312,067		606,372		7,354,506
Iron.								773,780		1,013,639
Bar, bolt and rod.	Cwt.	102,430		176,567		79,654		180,650		185,928
Sheet.	"	474,001		1,116,734		382,722		805,161		683,817
(a) Tons of 2,000 lbs. Included with principal and other articles prior to 1899.								257,821		1,827,287

3-4 EDWARD VII., A. 1904

CAPE OF GOOD HOPE.

For VI. Quantities and Values of the Principal Articles of Merchandise Imported during the Years ended December 31, 1898 to 1902, inclusive - *Cont.*

Note. The value of gold (produce of South African States) brought into the country for shipment at Cape ports, is not included in the returns of Imports, though included in those of Exports.

ARTICLES.	1898.			1899.			1900.			1901.			1902.		
	Quantity.	Value.	Quantity.	Value.	Quantity.	Value.	Quantity.	Value.	Quantity.	Value.	Quantity.	Value.	Quantity.	Value.	
Leather and manufactures of, necss., including boots and shoes.....		2,900,461		2,765,245		3,381,014		4,238,409		4,238,409		6,625,373			
Iron manufactures.....		286,708		276,114		428,218		115,311		115,311		634,618			
Machinery, not agricultural.....		5,129,149		4,937,851		2,331,790		2,619,355		2,619,355		5,249,775			
Oil, mineral.....		3,312,911		3,593,022		581,068		573,731		6,355,114		883,134			
Oilmen's stores, provisions, &c.....		2,877,597		2,746,946		4,063,633		4,017,276		5,735,877		7,784,300			
Railway and tramway materials.....		1,473,473		1,239,486		2,632,251		2,912,651		2,912,651		1,111,000			
Rice (excluding paddy).....		19,427,224		114,077		21,909,144		388,602		17,486,804		362,279		27,079,883	
Saddlery and harness.....		368,299		316,861		111,319		551,033		551,033		635,880			
Sheep-dip.....		200,310		159,291		299,134		353,433		353,433		398,031			
Spirits and wines.....		13,661,767		553,807		16,564,101		713,336		17,224,632		813,127		23,430,135	
Whisky.....		33,950		16,471		52,791		240,661		240,661		79,299		94,228	
Wines, of all kinds.....		298,492		646,610		376,954		809,492		560,577		1,194,012		858,484	
Wines, of all kinds.....		72,497		302,331		65,517		122,247		168,125		680,638		259,793	
Stationery.....		1,600,169		1,347,234		1,402,101		1,402,101		1,402,101		1,778,411		2,748,918	
Sugar.....		535,377		1,883,073		677,193		652,437		812,845		2,954,387		691,746	
Reduced or candy.....		7,495,916		229,538		165,473		7,697,642		250,163		16,782,353		41,788,550	
Tea.....		2,781,528		492,355		2,116,007		3,327,221		581,460		3,932,216		1,065,411	
Tobacco.....		333,864		170,503		329,557		158,921		665,851		844,892		2,091,403	
Manufactured (exclusive of cigarettes and snuff).....		162,922		235,736		212,736		340,433		339,238		504,936		494,138	
Cigars.....		4,069,478		1,198,022		3,365,260		849,769		794,347		4,319,439		6,738,724	
Wood - Unmanufactured.....						1,332,591		1,972,380		1,972,380		1,274,570		1,878,884	
Manufactured (except furniture).....						1,398,417		1,518,921		1,518,921		1,922,388		2,968,092	
Woollen manufactures.....						18,674,346		12,247,088		12,247,088		12,333,905		10,273,022	
Coin and bullion.....						14,223,218		16,171,741		16,171,741		20,439,116		36,638,965	
All other articles.....						93,476,738		95,767,902		116,761,217		166,331,766			
Totals.....		81,187,865		493,476,738		95,767,902		116,761,217		166,331,766		166,331,766			

CAPE OF GOOD HOPE.

TOTAL Quantities and Values of the Principal Articles of Merchandise Exported during the Years ended December 31, 1898 to 1902, inclusive.

NOTE.—Imports of dutiable goods re-exported to States *outside* the South African Customs Union, and of dutiable goods removed to States *within* the Customs Union are not included in this table.
NOTE.—The value of gold (produce of South African States) brought into the country for shipment of Cape ports, is not included in the returns of Imports though included in those of Exports.

ARTICLES.	1898.		1899.		1900.		1901.		1902.	
	Quantity.	Value.	Quantity.	Value.	Quantity.	Value.	Quantity.	Value.	Quantity.	Value.
Coal, coke and patent fuel.....		£		£		£		£		£
Copper ore.....	143,035	708,279	165,585	814,150	187,438	930,613	186,635	947,472	198,549	1,004,134
Feathers, ostrich.....	24,808	1,279,106	25,633	2,173,327	30,632	2,426,286	33,775	2,773,017	16,053	1,330,381
Fish, salted or cured.....	369,778	3,613,016	573,182	1,097,733	412,832	4,267,098	412,337	4,083,371	443,417	4,355,861
Hair, angora.....	803,879	38,003	984,156	62,469	165,771	6,343	76,788	7,032	1,230	370
Hides, ox and cow.....	10,876,014	3,151,400	12,777,306	3,735,508	9,027,361	2,384,201	10,813,289	2,446,011	17,629,621	3,747,620
Ivory.....	570,536	971,169	64,077	165,525	26,891	55,373	118,297	283,021	144,453	302,341
Precious stones: Diamonds (a).....	3,635	5,285	1,433	2,414	1,621	2,269	2,200	2,739	1,466	1,728
Skins:—	3,197,802	22,225,365	2,736,928	20,126,504	1,882,749	16,711,316	2,529,059	23,993,173	2,661,929	26,413,152
Goat.....										
Sheep.....	1,292,802	508,683	1,190,874	497,977	1,002,338	445,173	1,177,407	501,276	1,353,026	610,820
Wine of all kinds.....	3,137,050	1,189,467	2,543,269	323,470	2,434,622	1,187,214	3,012,649	1,392,918	3,125,837	1,439,214
Wool, sheep.....	64,239	85,370	79,803	113,501	115,214	166,090	104,745	158,697	89,465	131,634
Coin and bullion:—	73,732,926	8,598,135	69,289,696	10,628,333	27,071,636	4,077,337	65,209,699	7,427,664	79,327,850	9,338,771
Bullion, gold.....	4,384,809	74,919,618	3,849,976	67,236,324	92,968	1,639,069	341,982	5,906,042	1,644,221	28,787,341
All other coin and bullion.....		4,337,068		2,021,629		2,438,141		747,004		5,250,946
All other articles.....		1,737,374		2,095,421		2,914,926		2,361,138		2,203,857
Totals.....		123,217,678		115,157,685		39,651,994		52,916,595		84,953,170

(a) Tons of 2,000 lbs. (b) Including 'Diamonds' passing through the Kimberley post office.

CEYLON.

VALUE of the Total Imports and Exports from and to each Principal Country during the Years ended December 31, 1898 to 1902, inclusive. (*Including Coin and Bullion.*)

Note. Rs. Rupees. Rupee 32-4 cents.

IMPORTS.					EXPORTS.				
COUNTRIES.									
1898.	1899.	1900.	1901.	1902.	1898.	1899.	1900.	1901.	1902.
29,269,887	31,555,191	33,763,330	30,874,590	32,697,313	52,330,107	61,076,138	56,295,525	50,158,739	53,613,256
<i>British Empire.</i>									
683,206	779,676	1,126,571	3,875,105	3,508,363	6,346,569	6,671,896	5,652,228	6,197,790	6,029,676
311	1,589	2,991	7,700	2,711	64,063	69,166	1,168,855	1,118,872	1,197,190
69,334,119	67,678,629	68,831,031	63,312,704	57,160,997	7,246,892	5,258,608	7,714,129	9,386,375	6,687,479
10,485	84,269	13,683	94	94	129,183	628,444	1,001,547	1,433,919	1,811,995
	6,521	165	288	288	57,290	32,258	101,650	43,339	120,804
1,477,370	97,703	1,802,011	91,829	662,705	40,691	306,247	254,100	181,662	148,240
85,829	15,032	32,645	17,901	27,882	401,288	254,584	1,307,929	32,014	178,646
	7,520	2,827	211	1,358		90	19,014	26,708	65,489
1,107,716	675,098	1,383,823	1,283,661	1,935,969	1,493,095	615,290	565,957	466,332	703,104
629,661	1,960,365	1,896,825	2,031,582	2,010,571	159,691	239,134	361,363	374,961	377,043
<i>Totals, British Empire.</i>									
90,889,799	101,691,699	108,872,237	101,532,437	98,338,281	68,837,782	75,211,735	74,382,230	69,153,639	70,962,022
<i>Foreign Countries.</i>									
125,371	838,319	1,037,258	665,039	1,021,065	509,897	584,171	538,513	521,758	851,394
194,496	349,590	665,292	272,003	336,200	2,346,451	2,524,337	2,365,877	2,390,369	1,872,520
387,378	392,387	1,093,733	767,644	696,091	977,841	773,534	790,775	1,461,324	1,543,643
1,731,447	2,053,930	2,353,692	1,905,858	1,927,924	3,890,817	4,751,798	4,391,798	5,290,853	6,390,987
193,325	411,189	931,878	411,033	511,530	172,325	363,885	128,963	103,151	281,062
69,807	296,358	317,326	203,535	253,741	273,286	167,306	560,192	362,304	270,114
449,556	939,928	1,132,879	987,086	1,071,607	47,104	68,349	43,381	28,638	70,618
79,869	139,569	416,130	233,565	251,377	8,356	30,049	35,574	29,239	64,480
881,120	1,118,990	1,338,986	1,658,366	3,025	2,407,590	2,739,150	1,245,622	4,046,760	3,860,629
137,167	194,012	372,237	376,443	376,443					
264,429	248,596	636,917	413,371	725,527	5,284,908	13,674,566	6,605,803	5,463,044	9,987,068

SESSIONAL PAPER No. 10

2,471,095	3,306,872	2,365,880	3,174,812	4,322,515	Other Foreign Countries	704,352	686,027	853,549	1,361,628	3,944,245
7,003,260	10,300,740	13,467,521	11,094,489	11,129,985	Totals, Foreign Countries	16,531,840	26,365,172	20,580,047	20,753,749	28,440,868
99,889,799	101,691,609	108,872,237	101,532,437	98,338,281	Totals, British Empire	68,887,782	75,211,735	74,382,290	69,153,539	70,962,022
97,893,059	111,992,349	122,339,758	112,626,926	109,468,266	Totals	85,372,622	91,576,907	94,962,277	89,909,288	99,402,890
.....	Coal for use of steamers, Exports	9,725,070	10,379,030	13,963,980	12,931,060	12,497,280
97,893,059	111,992,349	122,339,758	112,626,926	109,468,266	Grand totals	95,097,692	111,955,937	108,926,257	102,840,348	111,900,170

CEYLON.

Total Quantities and Values of the Principal Articles of Merchandise Imported during the Years ended December 31, 1898 to 1902, inclusive.

Note.—Rs. Rupees. Rupee=32 Annas.

Articles.	1898.		1899.		1900.		1901.		1902.	
	Quantity.	Value.	Quantity.	Value.	Quantity.	Value.	Quantity.	Value.	Quantity.	Value.
		Rs.		Rs.		Rs.		Rs.		Rs.
Ale, beer and other malt liquors										
Casks, shooks and staves	297,080	466,126	311,826	495,409	282,841	410,249	339,917	516,093	339,352	465,967
Coal and coke	419,974	587,039	511,693	478,492	590,099	858,445	431,720	12,721,368	532,159	254,353
Cotton manufactures		6,791,212		1,394,822		12,243,425		627,728		10,257,991
" twist	1,805	146,741	1,578	6,803,672	4,632	7,978,155	3,217	5,371,908	2,546	6,181,809
Cutlery and hardware		1,320,494		1,344,483		1,277,225		999,465		174,886
Curry stuffs	157,873	1,611,827	148,429	1,278,322	140,354	1,274,888	149,080	1,564,977	148,590	1,533,044
Fish, salted and dried	297,433	1,659,468	206,490	1,651,926	204,617	1,637,182	197,909	2,074,487	237,879	1,769,524
Government stores		1,703,023		3,623,024		5,329,387		6,127,570		1,978,918
Grain										
Flour	83,246	932,356	103,865	1,163,289	108,923	1,219,938	123,179	808,254	120,815	1,235,953
Paddy		2,140,685		557,623		1,812,491		407,618		1,324,758
Rice		31,382,394		5,318,670		35,375,027		5,576,638		37,612,313
Other		931,479		1,123,855		1,168,872		1,181,887		1,240,134
Haberdashery and millinery	6,636	1,905,392	9,616	2,393,553	3,287	1,447,748		1,091,667		1,691,248
Iron : galvanized, &c	1,711	616,659	1,542	555,165	2,263	814,941		316,431		344,192
Live stock : Horned cattle	23,136	439,673	20,888	382,362	26,539	613,228	29,093	630,944	29,232	552,167
" Sheep and lambs	73,511	388,676	79,628	411,849	96,330	544,322	111,733	683,261	60,136	356,932
Maclinery and millwork, including sewing machines		1,916,138		1,397,040		1,646,211		1,478,444		889,330
Manures		849,420		1,092,533		1,495,412		929,412		1,316,553
Oil, kerosene		1,252,473		1,169,650		1,514,022		1,530,340		1,299,516
Opium	131,237	393,710	118,282	444,845	157,117	471,356	161,927	582,578	164,094	492,427
Peonies (cocoanut cake)	17,260	414,248	16,143	387,455	23,755	570,096	21,065	423,894	21,278	381,555
Potatoes	293,397	1,118,392	332,568	1,330,276	335,703	1,342,813	325,019	1,403,283	340,049	1,360,350
Railway materials	56,693	453,345	72,375	579,091	80,732	645,857	90,652	401,631	84,482	393,682
Seeds, plants and roots (except for food)		706,655		119,787		186,754		594,767		25,679
Silk manufactures		194,399		138,333		186,754		258,085		289,369
Spirits—Brandy	23,578	446,650	24,749	1,023,944	32,634	1,145,556	36,154	771,076	51,605	533,286
" Gin	363,511	237,065	54,928	309,362	62,593	391,065	60,037	289,550	62,593	319,635
						375,597		216,272		269,276

SESSIONAL PAPER No. 10

Whiskey	61,416	552,751	75,997	688,976	76,872	691,857	84,297	530,491	78,302	477,188
Sugar, refined and unrefined	126,781	3,358,776	157,139	4,160,430	181,978	4,871,845	171,763	1,965,803	203,356	2,000,016
Tea chests		388,077		721,164		842,205		1,097,682		1,243,461
Tea lead	3,680	390,290	3,420	967,964	3,827	1,353,145	3,841	1,254,682	3,885	1,131,263
Tobacco	27,479	412,186	31,689	520,343	36,466	546,991	48,575	153,690	50,296	154,210
Other (except snuff)	170,366	204,707	239,955	232,169	345,909	313,796	334,615	303,376	297,011	269,071
Umbrellas and parasols		308,461		310,820		441,337		161,806		341,123
Wine of all sorts		373,258		416,549		125,900		316,453		289,735
Wood and timber		483,381		773,066		1,195,805		898,919		773,829
Woolen manufactures		390,939		463,548		311,117		588,014		422,583
Corn and bullion		10,368,024		10,450,129		7,795,502		8,576,890		11,585,003
All other articles		9,969,078		13,580,518		17,569,172		17,115,084		16,263,653
Totals		97,893,059		111,992,349		122,339,758		112,626,926		109,468,266

34 EDWARD VII., A. 1904

CEYLON.

Total Quantities and Values of the Principal Articles of Merchandise Exported during the Years ended December 31, 1898 to 1902, inclusive.

Note. Rs. Rupees. Rupee 32 4 cents.

ARTICLES.	1898.		1899.		1900.		1901.		1902.	
	Quantity.	Value.	Quantity.	Value.	Quantity.	Value.	Quantity.	Value.	Quantity.	Value.
		Rs.		Rs.		Rs.		Rs.		Rs.
Avoca nuts.....	101,776	1,160,888	99,836	1,289,659	113,912	1,367,755	104,215	1,611,546	90,691	1,001,009
Cinchona bark.....		97,776	683,298	17,826	590,692	64,976	491,985	49,968	307,063	27,635
Cinnamon.....	4,281,165	2,140,261	5,301,096	2,760,692	4,616,108	2,549,763	3,458,730	2,386,802	4,365,872	2,408,918
Coal and coke.....					127	2,465			280	5,600
Cocoa.....	38,098	1,676,353	42,527	1,875,048	33,696	1,651,146	47,471	2,321,331	61,176	2,537,761
Cocoanuts.....		515,730		417,250		616,340		773,331		711,918
" desiccated.....	121,468	2,331,652	129,888	2,291,732	126,155	2,237,547	125,949	2,314,708	239,460	2,870,549
Coffee, plantation.....	11,323	846,991	18,920	1,341,861	9,395	565,253	8,757	526,839	10,315	637,059
" native.....	169	7,250	172	7,467	496	21,014	171	7,241	45	1,914
Oil and manufactures thereof.....		1,894,741		1,430,674		2,073,062		1,763,244		1,749,998
Opiperah.....	517,423	3,923,741	316,980	3,195,807	402,641	3,340,694	457,571	4,540,693	377,624	4,098,917
Oils; Citronella.....	24,050,986	1,176,215	23,922,398	1,009,045	21,468,036	818,049	19,547,253	797,559	20,920,070	727,872
" Citronella.....	467,429	6,109,217	430,569	6,062,419	468,292	6,673,171	474,188	7,601,233	551,397	7,007,860
Cocconut.....	478,318	7,174,770	635,224	22,255,401	391,699	9,792,495	446,960	9,609,642	503,778	10,516,366
Plumbago.....	217,863	853,402	174,855	824,612	186,441	791,843	206,074	939,602	254,509	1,283,264
Poonac.....		133,064		110,820		73,652		46,367		106,332
Spirits, arrack.....	65,902	47,734,252	129,661,908	51,864,763	149,265,052	33,735,419	144,273,608	72,682	130,829,707	54,298,681
Tea.....		122,814		229,363		254,282		286,897		333,635
Timber.....		1,075,631		37,882		981,841		28,283		1,029,806
Tobacco, manufactured.....	46,360	1,295,802		490,287		2,919,796		2,658,178		1,168,500
Iron and bullion.....		3,679,640		3,213,349		3,579,714		3,423,156		3,819,239
All other articles.....										
Totals.....	88,372,622	101,376,907	12,523	826,512		94,962,277		89,909,288		94,402,890
Coal for use of steamers.....	9,725,070	10,379,030		490,287		13,963,980		12,431,060		12,447,280
Grand totals.....	95,097,692	111,355,937		108,926,257		108,926,257		102,840,348		111,900,170

3-4 EDWARD VII., A. 1904

PLI.
 Total Quantities and Values of the Principal Articles of Merchandise Imported during the Years ended December 31, 1898,
 to 1902, inclusive.

ARTICLES.	1898.		1899.		1900.		1901.		1902.	
	Quantity.	Value. \$	Quantity.	Value. \$	Quantity.	Value. \$	Quantity.	Value. \$	Quantity.	Value. \$
Bags and sugar mats.....		31,772		36,130		41,785		36,101		46,239
Books and stationery.....		16,303		16,162		19,953		18,800		33,682
Breadstuffs and biscuits.....		108,848		85,124		106,585		108,025		150,935
Butter.....		16,561		20,824		29,112		32,208		35,434
Coal.....		58,176		19,066		12,836		63,579		67,257
Drapery.....		249,652		268,071		327,633		299,562		371,511
Drugs.....		13,651		13,480		20,256		20,211		23,204
Galvanized iron and goods.....		16,780		31,505		58,468		49,542		50,286
Glassware and crockery.....		8,857		7,645		14,967		12,575		16,799
Hardware and cutlery.....		78,738		75,711		127,974		155,991		217,783
Leather and manufactures of.....		22,356		27,039		30,363		32,991		42,291
Liquors.....		35,605		39,991		46,009		50,700		62,541
Live stock.....		27,257		40,351		113,075		31,100		101,976
Machinery.....		27,584		85,385		53,392		66,298		128,248
Manure.....		20,296		17,393		22,766		22,168		20,882
Meats.....		45,270		47,292		57,917		53,922		57,071
Oils.....		32,076		32,105		43,834		47,216		51,085
Rice.....		12,486		29,104		41,992		41,775		39,298
Sugar.....		12,960		11,352		7,315		6,622		7,821
Timber.....		25,608		26,294		74,139		83,332		128,626
Vegetables and green fruits.....		18,883		11,305		14,434		18,736		20,245
All other articles, including goods re-exported.....		259,654		304,795		401,193		455,636		590,835
Totals.....		4,142,433		4,280,147		4,702,798		4,709,090		2,563,989

TOTAL Quantities and Values of the Principal Articles of Merchandise Exported during the Years ended December 31, 1898, to 1902, inclusive.

ARTICLES.	1898.		1899.		1900.		1901.		1902.	
	Quantity.	Value.	Quantity.	Value.	Quantity.	Value.	Quantity.	Value.	Quantity.	Value.
Cocoanuts.....	7,834	8,504	8,247	8,400	5,365	6,141	4,145	4,433	1,379	1,708
Copra.....	6,985	332,164	7,617	376,339	16,361	767,492	11,351	559,195	11,872	726,165
Fruits, green.....	364,486	123,991	463,985	148,949	396,242	136,811	271,436	112,785	291,816	122,766
Maize.....	23,960	12,035	13,660	6,653	9,433	4,623	17,410	8,638	6,012	4,078
Peanuts.....	162	12,725	220	15,482	166	11,339	139	8,254	73	4,687
Pearl shell.....	34	11,334	39	15,048	5	1,351	11	4,511	10	3,850
Shell, tortoise.....	15	5,927	12	5,431	7	3,124	12	5,005	14	6,219
Spirits, colonial distilled.....	111,088	67,581	132,440	79,536	158,224	140,346	137,937	83,837	29,299	17,418
Sugar.....	34,156	1,994,767	28,403	1,637,601	32,961	1,917,463	31,751	1,850,087	35,906	1,692,096
All other articles.....	30,284	31,590	27,305	33,906	25,510
Totals.....	2,599,312	2,345,032	3,016,535	2,670,851	2,604,497

GOLD COAST.

VALUE of the Total Imports and Exports from and to each Principal Country during the Years ended December 31, 1897 to 1901, inclusive. (*Including Coin and Bullion*)

		IMPORTS.					EXPORTS.				
		1897.	1898.	1899.	1900.	1901.	1897.	1898.	1899.	1900.	1901.
		£	£	£	£	£	£	£	£	£	£
COUNTRIES.											
<i>British Empire.</i>											
1897	2,906,457	3,989,742	4,714,561	4,178,691	6,117,403	2,831,933	3,471,561	3,735,582	2,480,924	1,296,762	
	253,722	203,701	263,579	257,101	328,699	172,457	189,722	323,137	242,389	171,579	
	14,537	13,398	11,387	92,700	80,732	822	13,657	21,288	886	457	
	3,270,716	4,208,841	4,989,730	4,828,495	6,856,834	3,005,512	3,674,343	4,079,907	2,724,199	1,408,798	
<i>Foreign Countries.</i>											
	48,078	31,229	65,077	80,975	96,077	351,193	374,293	512,981	663,365	435,683	
	501,091	612,061	801,715	841,257	935,718	617,768	650,611	673,010	721,614	704,733	
	134,330	216,069	181,351	184,353	212,870	929	2,910	929	2,910	
	359,924	181,767	246,773	247,410	501,888	93,635	89,172	59,689	91,277	110,510	
	117,156	107,287	154,919	89,633	169,611	71,485	14,861	83,912	102,771	64,299	
	1,160,579	1,152,013	1,419,871	1,443,628	1,908,164	1,169,081	1,458,217	1,330,551	1,584,967	1,315,235	
	3,270,716	4,208,844	4,989,730	4,858,495	6,856,834	3,005,512	3,674,343	4,079,907	2,724,199	1,408,798	
	4,431,295	5,360,857	6,439,601	6,302,153	8,764,998	4,171,593	4,832,530	5,410,458	4,309,166	2,724,033	
..... Grand totals											

3-4 EDWARD VII., A. 1904

GOLD COAST.

Total Quantities and Values of the Principal Articles of Merchandise Exported during the Years ended December 31, 1897 to 1901, inclusive.

ARTICLES.	1897.		1898.		1899.		1900.		1901.	
	Quantity.	Value.	Quantity.	Value.	Quantity.	Value.	Quantity.	Value.	Quantity.	Value.
		£		£		£		£		£
Cocoa.....	556,672	15,554	414,201	46,798	711,929	78,178	1,290,791	132,763	2,195,571	298,473
Coffee.....	102,146	14,353	122,018	11,383	143,136	10,828	83,201	5,654	53,902	4,127
Copra.....	122	3,908	203	7,114	376	15,744	368	16,571	180	8,521
Kola nuts.....	184,300	184,300	174,173	174,173	277,502	299,913	170,430
Lumber.....	15,238,098	140,900	13,620,965	536,914	11,990,832	423,770	7,413,987	329,701	6,886,065	263,121
Monkey skins.....	14,438	3,947	1,831	530	79,210	28,791	9,253	2,686	352	287
Palm kernels.....	10,836	339,781	9,792	323,016	12,664	516,625	12,811	471,755	12,811	436,497
" oil.....	2,024,716	524,320	2,145,138	556,292	3,323,919	891,263	4,238,685	1,162,218	3,146,390	867,113
Rubber (African).....	4,957,016	2,043,090	5,984,984	2,684,775	5,572,554	2,704,558	3,452,410	1,597,026	1,520,009	506,279
Coin and bullion:										
Pallion, gold and gold dust.....	23,555	412,681	17,733	310,679	14,250	249,660	10,557	184,967	6,163	107,376
Coin, gold and silver.....	116,125	132,310	139,575	102,789	52,657
All other articles.....	74,753	18,638	73,634	93,123	92,032
Totals.....	4,174,533	4,822,590	5,110,438	4,399,166	2,724,633

GRENADA.

VALUE of the Total Imports and Exports from and to each Principal Country during the Years ended December 31, 1898 to 1902, inclusive. (*Including Coin and Bullion.*)

IMPORTS.				EXPORTS.					
COUNTRIES.				COUNTRIES.					
1898.	1899.	1900.	1901.	1902.	1898.	1899.	1900.	1901.	1902.
£	£	£	£	£	£	£	£	£	£
479,979	496,017	513,881	551,571	513,064	1,185,392	1,073,000	1,260,851	1,103,345	1,294,232
141,801	164,892	139,177	125,428	98,531	4,656	9,164	6,229	5,543	6,566
31,014	32,845	38,670	54,818	44,481	8,307	2,792	1,372	143	...
75,090	91,611	91,795	98,744	95,902	3,732	12,585	14,128	13,332	13,997
21,001	25,923	10,814	7,888	8,682	1,201,487	1,100,429	1,287,126	1,125,407	1,345,463
748,885	810,418	794,337	841,449	790,460	Totals, British Empire.....				1,345,463
					<i>Foreign Countries.</i>				
272,890	280,565	323,984	346,645	330,876	42,968	67,866	153,125	189,278	128,723
4,036	12,374	14,590	11,867	12,317	7,612	134,697	74,396	164,461	37,409
276,926	293,479	338,574	358,510	403,193	50,380	292,563	229,721	353,739	166,132
748,885	810,418	794,337	841,449	790,460	1,201,487	1,100,429	1,287,126	1,125,407	1,345,463
					Totals, Foreign Countries.....				
					Totals, British Empire.....				
				Grand totals.....				
1,025,811	1,103,897	1,132,911	1,199,959	1,163,653	1,252,067	1,302,992	1,516,847	1,479,146	1,511,595

GRENADA.

Total Quantities and Values of the Principal Articles of Merchandise Imported during the Years ended December 31, 1898 to 1902, inclusive.

ARTICLES.	1898.		1899.		1900.		1901.		1902.	
	Quantity.	Value.	Quantity.	Value.	Quantity.	Value.	Quantity.	Value.	Quantity.	Value.
Animals, living	No.	7,616	265	10,882	322	11,913	182	7,348	289	13,529
Boots and shoes	21,280	22,747	25,627	27,703	24,123
Bread	Lbs.	9,622	263,012	9,769	9,466	252,927	296,216	10,621	308,325	11,908
Butter	"	4,231	32,182	4,670	32,182	24,125	26,385	7,927	26,863	7,902
Cheese	3,956	5,377	4,754	4,380	4,890
Earthenware and glassware	11,859	16,609	17,403	17,736	13,636
Fish	61,778	66,775	57,334	66,094	64,322
Flour, wheaten.	Bkls.	130,788	27,579	122,479	30,637	138,700	28,172	139,916	30,252	120,031
Malt liquor	7,375	8,891	11,247	10,074	9,903
Meal	Lbs.	3,508	270,778	5,076	306,750	152,151	3,309	114,407	3,090
Meats	"	37,103	740,167	46,428	639,069	566,769	47,075	481,014	46,214
Metal manufactures—
Hardware	17,638	26,338	19,900	19,121	14,585
Other	35,087	48,073	59,607	65,388	58,040
Oats	18,704	13,417	13,816	13,811	19,243
Oils	93,837	28,912	32,952	30,460	37,993
Rice	Lbs.	1,122,321	23,750	1,014,849	1,014,849	24,085	893,447	21,978	896,010	23,336
Sisal	No.	1,400,650	9,168	1,213,635	4,516	1,641,675	9,261	1,501,475	9,261	1,501,475
Sisal	Lbs.	410,828	14,216	464,201	16,064	473,585	17,456	492,251	18,688	437,351
Spirits	16,020	16,387	20,130	27,006	27,117
Sugar	Lbs.	681,632	24,129	1,084,571	50,010	1,084,571	1,113,898	45,241	1,323,042	39,834
Timber, sawn	2,010,856	44,556	1,964,195	49,659	52,214	64,892	64,892	2,674,680	68,376
Tobacco	83,483	81,328	86,513	80,720	15,150
Wearing apparel and haberdashery	29,890	33,677	27,778	29,842	31,828
Wines	8,568	11,154	10,853	9,616	6,516
Coin and bullion	15,865	15,269	3,373	29,915	1,718
All other articles	437,866	428,506	435,418	461,530	472,914
Totals	1,025,811	1,103,897	1,132,911	1,199,459	1,163,653

GRENADA.

TOTAL Quantities and Values of the Principal Articles of Merchandise Exported during the Years ended December 31, 1898 to 1902, inclusive.

ARTICLES.	1898.		1899.		1900.		1901.		1902.	
	Quantity.	Value.	Quantity.	Value.	Quantity.	Value.	Quantity.	Value.	Quantity.	Value.
		£		£		£		£		£
Animals, living.....										
Cocoa.....	2,696	5,895	3,300	5,255	3,929	5,514	2,528	5,582	2,673	5,265
Cotton.....	83,149	1,107,919	79,472	1,141,768	94,368	1,313,693	93,856	1,294,427	102,202	1,305,468
Firewood.....	2,344	12,141	1,768	10,108	2,628	16,313	2,250	19,962	2,212	16,266
Fruits.....	980	2,316	1,060	2,497	1,170	2,725	938	2,683	538	1,212
Spices—										
Mace.....		2,077		3,270		1,966		1,582		3,465
Nutmegs.....	527	11,469								
Other.....	3,841	96,066	4,329	89,459	5,886	124,616	3,664	107,276	5,998	163,791
Timber.....		111	675	16,442		22,129	884	22,727	846	29,414
Coin and bullion.....		1,315		1,144		2,369		710		8,492
All other articles.....		351		4,502		1,947				14,649
Totals.....		12,467		28,507		25,375		24,797		32,633
Totals.....		1,252,067		1,302,992		1,516,847		1,479,146		1,511,365

JAMAICA.

Value of the Total Imports and Exports from and to each Principal Country during the Years ended March 31, 1899 to 1902 inclusive. (Including Coin and Bullion.)

IMPORTS.					EXPORTS.										
1898-9.		1900-1.		1901-2.		1902-3.		1899-1900.		1900-1.		1901-2.		1902-3.	
£	¢	£	¢	£	¢	£	¢	£	¢	£	¢	£	¢	£	¢
COUNTRIES.															
<i>British Empire.</i>															
3,987,932		3,964,576		4,175,336		5,005,639		1,667,933		1,649,688		1,991,642		2,124,758	
28,966		4,380		3,363		331		113,067		154,364		155,063		261,447	
623,366		688,196		574,588		676,876		100,136		102,736		69,063		192,093	
62,687		72,484		78,616		75,584		31,156		58,650		30,982		41,104	
968		2,374		414		774		31,156		58,650		30,982		41,104	
4,703,919		4,902,456		4,834,347		5,739,204		1,912,292		2,025,438		2,249,690		2,529,402	
<i>Foreign Countries.</i>															
30,470		11,315		7,079		5,947		362,839		50,939		31,429		28,694	
15,383		7,353		4,277		2,297		467,847		618,091		698,663		424,271	
128,222		146,871		147,912		137,247		267,880		183,891		83,711		231,887	
68		160		40		180		8,871		5,183		2,813		1,017	
3,930,349		3,895,903		3,565,296		3,944,482		4,781,342		5,579,054		6,143,632		7,591,950	
23,581		11,691		4,722		7,523		289,990		263,139		177,819		348,814	
4,128,673		4,073,293		3,657,369		4,117,676		6,178,749		6,720,337		7,187,467		8,626,633	
4,703,919		4,902,456		4,834,347		5,739,204		1,912,292		2,025,438		2,249,690		2,529,402	
8,831,992		8,975,749		8,380,736		9,876,880		8,091,041		9,091,323		9,437,157		11,156,035	
Grand totals.															

JAMAICA.

TOTAL Quantities and Values of the Principal Articles of Merchandise Imported during the Years ended March 31, 1899 to 1903, inclusive.

ARTICLES.	1898-9.		1899-1900.		1900-1.		1901-2.		1902-3.	
	Quantity.	Value.	Quantity.	Value.	Quantity.	Value.	Quantity.	Value.	Quantity.	Value.
		£		£		£		£		£
Apparel and slops.....		326,270		325,916		288,048		284,865		365,195
Ale and beer.....	231,460	197,124	222,361	189,377	180,610	158,772	165,321	140,797	241,777	215,719
Roots and shoes.....	27,541	268,303	31,877	310,620	27,250	265,477		256,556		316,303
Bread and biscuits.....	21,463	67,271	21,843	71,438	21,047	68,884	20,060	65,692	25,748	89,303
Butter and its compounds.....	6,702	112,303	7,346	114,274	6,546	101,669	6,689	101,990	8,134	112,936
Coal and coke.....	53,447	254,638	64,581	306,463	61,280	300,064	75,107	365,521	89,490	533,513
Corn, Indian.....	293,305	178,337	273,170	151,041	239,797	131,288	219,968	120,430	191,716	151,616
Cornmeal, Indian.....	21,779	54,326	28,297	70,576	30,258	80,991	26,863	78,440	19,318	64,634
Cotton manufactures.....		1,320,886		1,327,140		1,376,327		1,537,283		1,694,606
Fish, dried or salted.....	122,981	583,197	117,295	559,423	116,430	610,873	108,213	560,342	137,805	567,258
Fish, wet.....	49,399	151,760	41,545	132,142	40,611	198,180	43,322	222,320	46,520	223,219
Flour, wheat.....	134,800	720,475	154,630	789,417	148,818	651,826	157,320	691,680	167,990	735,801
Haberdashery and millinery.....		137,098		166,362		160,883		164,513		207,189
Hardware and cutlery.....		164,328		203,797		195,684		228,475		243,094
Linen manufactures.....		20,605		19,272		18,145		27,428		18,327
Lumber.....	10,680,773	205,402	8,861,492	169,589	6,468,530	123,136	6,195,372	117,783	7,516,300	185,356
Pork, wet or salted.....	9,327	118,022	10,216	120,273	9,460	142,720	6,499	94,839	5,131	101,490
Rice.....	7,531,787	174,119	7,346,904	163,881	9,427,000	217,773	7,305,777	177,774	7,621,077	162,264
Sugar.....	2,221,200	86,475	2,094,105	81,521	3,469,633	135,085	3,704,162	144,214	4,847,244	183,765
Woolleens.....		169,075		190,092		197,290		178,193		213,417
Coin and bullion.....		85,964		336,235		147,864		146,657		193,168
All other articles.....		3,435,368		3,121,894		2,814,667		2,889,705		3,296,547
Totals.....		8,831,992		8,975,749		8,380,736		8,545,482		9,876,880

3-4 EDWARD VII., A. 1904

JAMAICA.

TOTAL Quantities and Values of the Principal Articles of Merchandise Exported during the Years ended March 31, 1899 to 1903, inclusive.

ARTICLES.	1898-9.		1899-1900.		1900-1.		1901-2.		1902-3.	
	Quantity.	Value.	Quantity.	Value.	Quantity.	Value.	Quantity.	Value.	Quantity.	Value.
		%		%		%		%		%
Coal	60	326	30	146	85,907	766,427	103,139	740,409	107,855	636,438
Coffee	110,289	789,466	83,606	691,699						
Fruits:—										
Bananas	7,497,281	2,280,423	8,046,404	2,436,936	8,248,485	3,010,655	11,063,840	4,016,402	14,184,504	5,522,639
Cocoanuts	11,967,962	165,996	18,011,568	262,970	13,555,778	201,212	17,062,827	300,845	25,623,644	330,461
Oranges	107,190,041	602,079	107,444,200	705,910	88,825,650	561,968	79,061,650	500,196	98,590,291	492,482
Ginger	1,701,952	211,573	2,262,960	294,993	2,971,309	322,771	2,390,864	181,809	3,263,008	226,860
Pineapples	77,988	621,103	123,968	844,668	100,547	538,263	72,080	385,868	114,996	447,718
Rum	1,564,436	597,969	1,569,187	636,394	1,404,465	740,434	1,422,011	605,539	1,927,150	762,028
Sugar, raw	360,748	731,518	300,214	919,521	295,007	807,580	321,659	665,297	406,459	815,960
Wood, logwood	43,421	554,702	28,871	379,556	34,006	479,945	41,107	505,139	37,895	472,582
Coin and bullion		466,532		213,345		183,633		373,430		291,602
All other articles		1,159,754		1,175,185		1,132,847		1,462,230		1,187,265
Totals		8,091,041		9,091,323		8,743,779		9,437,157		11,156,035

SESSIONAL PAPER No. 10

LAGOS.

VALUE of the Total Imports and Exports from and to each Principal Country during the Years ended December 23, 1898 to 1902, inclusive. (Including Coin and Bullion.)

IMPORTS.				EXPORTS.					
1898.	1899.	1900.	1901.	1902.	1898.	1899.	1900.	1901.	1902.
£	£	£	£	£	£	£	£	£	£
3,521,763	3,897,756	3,284,294	2,785,436		1,965,830	1,617,368	1,505,090	1,330,460	
164,416	196,910	157,811	166,712		180,357	233,829	220,095	241,342	
27,803	5,665	6,122	6,755		33,434	31,925	32,899	15,880	
26,445	30,981	5,367	3,372		102,849	88,452	90,339	59,300	
3,740,427	4,071,312	3,454,194	2,962,475		2,283,070	1,971,574	1,848,423	1,706,982	
				Details not to hand.					Details not to hand.
25,175	12,522	14,385	19,993			876		4,667	
	1,976	5			3,893		5,892		
600,157	548,702	502,531	547,806		1,754,643	2,170,193	2,196,228	2,408,222	
11,480	4,375	5,241	17,778		247,465	273,555	233,298	172,387	
88	32,081	25,744	8,199					2,190	
43,313	33,128	59,530	40,878		4,054	36,456	23,704	70,481	
680,214	632,784	587,426	625,645						
3,740,427	4,071,312	3,454,194	2,962,475		2,010,491	2,483,971	2,459,122	2,717,947	
					2,283,070	1,971,574	1,848,423	1,706,982	
4,420,641	4,704,096	4,041,620	3,588,120	4,529,026	4,294,001	4,457,545	4,307,545	4,424,929	4,061,130,456

(a) Exclusive of 'Coin and Bullion.'

3-4 EDWARD VII., A. 1904

LAGOS.

Total Quantities and Values of the Principal Articles of Merchandise Imported during the Years ended December 31, 1898 to 1902, inclusive.

Articles.	1898.		1899.		1900.		1901.		1902.	
	Quantity.	Value. %	Quantity.	Value. %	Quantity.	Value. %	Quantity.	Value. %	Quantity.	Value. %
Coal.....	1,365	5,377	1,807	9,344	2,927	12,765	7,110	36,117		
Cotton goods.....		1,653,591		1,496,701		1,611,007		1,576,961		
Coffees.....	23	117	15	68	40	112	5	39		
Geneva.....	504,807	163,758	491,590	166,571	436,517	169,910	458,995	183,196		
Gins.....	9,921	26,620	4,832	10,074	10,366	17,494	2,399	6,104		
Gunpowder.....	*305,681	17,617	4,166	25,652	1,455	11,787	*156,897	10,507		
Hardware.....		71,545		98,516		81,176		72,888		
Hardware.....		100,800		115,510		187,527		74,051		
Provisions.....		52,423		160,687		165,530		41,911		
Rum.....	843,158	194,817	556,240	135,342	458,111	93,440	493,721	109,475		
Salt.....	6,337	41,273	6,238	36,558	4,978	29,930	6,088	42,189		
Shoeks.....	11,129	44,092	13,064	45,080	17,632	77,074	11,278	72,717		
Tobacco (exclusive of cigars).....	869,111	93,539	972,458	99,640	904,983	89,542	873,889	92,141		
Coin and bullion.....		724,257		783,375		367,502		60,574		
All other articles.....		1,228,695		1,520,975		1,126,385		1,206,650		
Totals.....		4,420,641		4,704,096		4,041,621		3,588,120		4,529,626

* Lbs.

Quantity. Value. %

Quantity. Value. %

Quantity. Value. %

Quantity. Value. %

Quantity. Value. %

Quantity. Value. %

Quantity. Value. %

Quantity. Value. %

Quantity. Value. %

Quantity. Value. %

Quantity. Value. %

Quantity. Value. %

Quantity. Value. %

Quantity. Value. %

Quantity. Value. %

Quantity. Value. %

Quantity. Value. %

Quantity. Value. %

Quantity. Value. %

Quantity. Value. %

Quantity. Value. %

Quantity. Value. %

Quantity. Value. %

Quantity. Value. %

Quantity. Value. %

Quantity. Value. %

Quantity. Value. %

Quantity. Value. %

Quantity. Value. %

Quantity. Value. %

Quantity. Value. %

Quantity. Value. %

Quantity. Value. %

Quantity. Value. %

Quantity. Value. %

Quantity. Value. %

Quantity. Value. %

Quantity. Value. %

Quantity. Value. %

Quantity. Value. %

Quantity. Value. %

Quantity. Value. %

Quantity. Value. %

Quantity. Value. %

Quantity. Value. %

Quantity. Value. %

Quantity. Value. %

Quantity. Value. %

Quantity. Value. %

Quantity. Value. %

Quantity. Value. %

Quantity. Value. %

Quantity. Value. %

Quantity. Value. %

Quantity. Value. %

Quantity. Value. %

Quantity. Value. %

Quantity. Value. %

Quantity. Value. %

Quantity. Value. %

Quantity. Value. %

Quantity. Value. %

Quantity. Value. %

Quantity. Value. %

Quantity. Value. %

Quantity. Value. %

Quantity. Value. %

Quantity. Value. %

Quantity. Value. %

Quantity. Value. %

Quantity. Value. %

Quantity. Value. %

Quantity. Value. %

Quantity. Value. %

Quantity. Value. %

Quantity. Value. %

Quantity. Value. %

Quantity. Value. %

Quantity. Value. %

Quantity. Value. %

Quantity. Value. %

Quantity. Value. %

Quantity. Value. %

Quantity. Value. %

Quantity. Value. %

Quantity. Value. %

Quantity. Value. %

Quantity. Value. %

Quantity. Value. %

Quantity. Value. %

Quantity. Value. %

Quantity. Value. %

Quantity. Value. %

Quantity. Value. %

Quantity. Value. %

Quantity. Value. %

Quantity. Value. %

Quantity. Value. %

Quantity. Value. %

Quantity. Value. %

Quantity. Value. %

Quantity. Value. %

Quantity. Value. %

Quantity. Value. %

Quantity. Value. %

Quantity. Value. %

Quantity. Value. %

Quantity. Value. %

Quantity. Value. %

Quantity. Value. %

Quantity. Value. %

Quantity. Value. %

Quantity. Value. %

Quantity. Value. %

Quantity. Value. %

Quantity. Value. %

Quantity. Value. %

Quantity. Value. %

Quantity. Value. %

Quantity. Value. %

Quantity. Value. %

Quantity. Value. %

Quantity. Value. %

Quantity. Value. %

Quantity. Value. %

Quantity. Value. %

Quantity. Value. %

Quantity. Value. %

Quantity. Value. %

Quantity. Value. %

Quantity. Value. %

Quantity. Value. %

Quantity. Value. %

Quantity. Value. %

Quantity. Value. %

Quantity. Value. %

Quantity. Value. %

Quantity. Value. %

Quantity. Value. %

Quantity. Value. %

Quantity. Value. %

Quantity. Value. %

Quantity. Value. %

Quantity. Value. %

Quantity. Value. %

Quantity. Value. %

Quantity. Value. %

Quantity. Value. %

Quantity. Value. %

Quantity. Value. %

Quantity. Value. %

Quantity. Value. %

Quantity. Value. %

Quantity. Value. %

Quantity. Value. %

TOTAL Quantities and Values of the Principal Articles of Merchandise Exported during the Years ended December 31, 1898 to 1902, inclusive.

LAGOS.

ARTICLES.	1898.		1899.		1900.		1901.		1902.	
	Quantity.	Value. \$	Quantity.	Value. \$	Quantity.	Value. \$	Quantity.	Value. \$	Quantity.	Value. \$
Beniseed Tons.	2	48	1	73						
Coal "		14	76	550						
Cotton, raw Lbs.	70,640	4,166	13,639	63,413	24,080	2,265	7,600	749		
Cotton goods		109,777		32,071		49,961		65,694		
Country cloths		18,926		4,294		27,973		16,984		
Ivory	4,359	3,175	4,509	4,294	3,779	3,305	3,916	4,025		
Palm kernels Tons.	42,775	1,764,356	49,501	2,069,043	48,514	1,964,254	57,173	2,486,472		
Palm oil Galls.	1,889,939	473,710	3,292,881	819,828	2,977,926	925,469	3,304,055	1,009,677		
Rubber Lbs.	3,778,266	1,388,990	1,993,525	780,290	596,332	234,763	194,280	71,778		
Spirits:—										
Rum Galls.	2,727	1,168	19,155	4,866	32,793	7,456	785	326		
Coin and bullion		297,927		397,003		641,495		541,178		
All other articles		231,746		345,028		450,664		228,046		
Totals		4,294,001		4,457,545		4,307,545		4,424,929		
										(a) 96,130,456

(a.) Exclusive of Coin and bullion.

Quantity. Value. Quantity. Value. Quantity. Value. Quantity. Value. Quantity. Value.

Details not to hand. Details not to hand.

3-4 EDWARD VII., A. 1904

MAURITIUS.

VALUE of the Total Imports and Exports from and to each Principal Country during the Years ended December 31, 1898 to 1902, inclusive. (*Including Coin and Bullion.*)

Note. Rs. Rupees. Rupee about 32·4 cents.

		IMPORTS.				EXPORTS.				
		1899.	1900.	1901.	1902.	1898.	1899.	1900.	1901.	1902.
Rs.		Rs.	Rs.	Rs.	Rs.	Rs.	Rs.	Rs.	Rs.	Rs.
5,143,434		7,403,991	8,427,557	8,801,809	8,224,250	1,102,172	1,743,226	2,906,403	3,233,633	4,365,353
912,414		851,005	841,275	1,290,496	1,059,311	1,516,787	1,558,495	1,710,994	1,505,352	1,095,201
16,766,373		2,350,270	15,694,375	13,637,579	11,991,482	11,488,077	11,721,790	17,639,818	16,678,122	23,671,825
197,928		159,216	16,622	1,565	40,586	3,608,094	3,608,094	4,915,442	5,471,371	5,518,531
23,125		46,256	34,915	29,932	39,830	3,829,288	255,148	36,487	15,347	87,863
17,978		5,591	1,853	22,137	1,982	203,820	138,518	92,200	301,783	1,454,712
178,031		88,502	217,512	409,440	369,683	182,062	110,662	158,249	185,643	290,431
102,585		247,645	220,395	193,544	52,358	19,746	11,235	18,235	301,511	2,772
25,461		39,086	21,153	52,969	303,869	132,516	122,776	178,911	269,406	60,806
23,700,081		23,114,484	23,476,927	24,446,321	25,147,256	23,201,669	19,260,912	27,686,739	27,694,171	35,580,434
2,070,567		2,711,704	3,193,391	2,733,810	2,588,868	701,928	265,069	411,299	77,733	443,111
481,802		461,088	448,468	139,198	651,343	211,839	89,435	182,482	46,701	104,442
48,725		91,120	113,697	79,639	85,428	32,739	18,397	4,652	6,982	2,689
177,701		144,459	144,594	125,965	179,069	745,473	181,439	292,815	65,338	65,449
896,365		615,849	759,443	1,056,644	651,511	3,574,210	4,749,979	2,687,720	1,094,999
959,747		1,012,279	1,280,802	2,539,364	1,441,149	454,951	280,112	280,169	13,140	7,552
4,625,927		5,066,495	5,946,395	6,790,439	5,591,522	5,724,200	5,524,431	3,888,537	1,298,806	623,213
23,700,081		23,114,484	23,476,927	24,446,321	25,147,256	23,201,669	19,260,912	27,686,739	27,694,171	35,580,434
28,326,008		28,180,979	31,416,422	31,146,760	30,738,778	28,925,869	24,785,343	31,575,276	28,963,067	36,293,647

COUNTRIES.

British Empire.
 Great Britain.....
 British Australasia—
 Australian Commonwealth.....
 New Zealand.....
 British India.....
 Canada.....
 Cape of Good Hope.....
 Ceylon.....
 Hong-Kong.....
 Seychelles.....
 Straits Settlements.....
 Other British Possessions.....
 Totals, British Empire.....

Foreign Countries.
 France.....
 Madagascar.....
 Pondicherry.....
 Reunion.....
 United States.....
 Other Foreign Countries.....
 Totals, Foreign Countries.....
 Totals, British Empire.....
 Grand totals.....

SESSIONAL PAPER No. 10

TOTAL Quantities and Values of the Principal Articles of Merchandise Imported during the Years ended December 31, 1898 to 1902, inclusive.

NOTE:—Rs. = Rupees. Kilog. = 2 204 lbs., Metre = 39·382 inches, and Litre = ·2202 galls.

ARTICLES.	1898.		1899.		1900.		1901.		1902.	
	Quantity.	Value.	Quantity.	Value.	Quantity.	Value.	Quantity.	Value.	Quantity.	Value.
		Rs.		Rs.		Rs.		Rs.		Rs.
Ammonia, sulphate of. Kilog.	4,499,004	742,830	3,536,368	649,549	5,152,608	1,007,341	4,754,695	949,485	2,547,567	535,917
Bags No.	1,339,211	194,619	2,445,302	415,621	3,276,781	716,029	3,415,205	818,825	2,565,951	651,942
Coal Kilog.	47,108,984	717,887	48,148,727	723,829	56,376,045	1,024,889	79,165,006	2,224,833	49,016,577	1,422,501
Com. grain, &c. Rice	72,385,254	7,853,668	69,990,540	7,542,037	49,004,718	5,337,744	64,542,441	6,978,538	62,693,357	7,489,801
Wheat " "	129,579	15,121	323,958	38,616	508,250	71,554	351,466	47,599	307,925	35,688
Other grain and pulse (except flour of wheat)	16,582,597	1,695,312	21,118,577	2,052,416	16,484,691	1,702,151	18,980,979	2,005,735	13,710,912	1,546,474
Cotton manufactures:—										
Plain Metres	3,156,589	461,296	6,437,310	852,880	5,948,272	773,583	4,919,113	501,700	6,750,505	775,369
Coloured " "	1,816,809	320,257	6,357,483	1,029,226	5,024,935	860,911	3,302,437	645,810	4,668,211	766,167
Fish, dried or salted Kilog.	—	678,213	191,615	243,303	513,169	150,368	793,608	196,518	743,497	213,685
Flour, wheat " "	7,063,167	455,780	7,288,939	902,311	6,136,746	821,988	10,192,253	1,285,023	6,763,666	929,369
Halbadsberry, mercury and millinery		490,706		634,580		694,543		615,136		587,275
Hardware and cutlery Kilog.		614,045		524,280		600,105		895,804		904,474
Machinery and mill work	322,684	153,791	793,584	487,973	450,893	278,426	1,079,605	413,331	2,180,279	948,261
Manures:—										
Guano " "	1,175,320	71,586	1,589,175	59,107	2,295,443	100,897	2,295,894	96,121	3,419,295	144,463
Other " "	3,069,100	311,424	3,120,087	342,675	3,381,863	421,393	3,218,798	359,974	3,285,316	408,045
Oil, coconut Litres.	451,064	91,744	230,257	58,874	225,843	132,959	645,746	141,366	717,455	153,382
Potash, nitrate of Kilog.	1,580,535	362,234	1,484,740	364,439	1,585,973	407,337	1,395,715	521,380	1,873,985	537,601
Sugar, raw " "	3,958	957	73	9	579	200	444	28	30	3
Timber (including boards and planks)		161,957		573,924		652,372		734,011		752,966
Wine		602,867		785,665		973,062		822,226		718,221
Woolen manufactures		89,215		203,329		286,735		236,952		163,591
Com and ballion		4,769,235		1,179,976		6,771,708		60,515		1,505,428
All other articles		7,475,922		8,516,169		9,563,217		10,595,847		9,548,215
Totals		28,326,008		28,180,979		31,416,422		31,146,760		30,738,778

3-4 EDWARD VII., A. 1904

MAURITIUS.

TOTAL Quantities and Values of the Principal Articles of Merchandise Exported during the Years ended Dec. 31, 1898 to 1902, inclusive.
 NOTE: Rs. Rupees. Rupee about 32.4 cents. Kilog. = 2.204 lbs. and Litro = 22.92 galls.

ARTICLES.	1898.		1899.		1900.		1901.		1902.	
	Quantity.	Value. Rs.	Quantity.	Value. Rs.	Quantity.	Value. Rs.	Quantity.	Value. Rs.	Quantity.	Value. Rs.
Aloe fibre.....	1,494,928	427,113	2,249,809	566,630	3,105,341	910,432	1,242,998	339,850	2,144,609	901,804
Coco.....			1,500	28	150	6	3,262,379	128,440	25	10
Gram, rice.....	3,297,866	322,209	629,482	61,638	263,886	22,002	339,300	334,669	694,797	61,965
Oil, cocoanut.....	261,572	58,869	187,768	48,172	422,808	90,399	1,180,925	49,354	581,198	146,862
Rum.....	830,943	79,959	1,468,555	154,863	1,970,226	224,087	791,123	88,400	171,968	27,973
Sugar, raw.....	154,548,657	24,727,688	164,911,833	23,044,657	174,765,785	28,836,355	157,016,976	26,378,852	150,305,078	28,866,254
Vanilla.....	4,043	140,096	3,709	133,946	4,552	169,824	4,570	197,091	5,814	123,435
Coin and bullion.....		1,598,640		40,314		171,990		1,133,138		4,403,260
All other articles.....		1,571,295		735,695		1,119,384		618,273		1,672,084
Totals.....		28,925,869		24,785,343		31,575,276		28,963,067		36,293,647

SESSIONAL PAPER No. 10

NATAL.

VALUE of the Total Imports and Exports from and to each Principal Country during the Years ended Dec. 31, 1898 to 1902, inclusive.

IMPORTS.				EXPORTS.					
1898.	1899.	1900.	1901.	1902.	1898.	1899.	1900.	1901.	1902.
18,067,880	17,065,379	18,131,200	31,745,894	40,167,929	4,112,513	3,775,759	7,967,766	4,560,709	10,804,350
803,362	1,441,048	3,187,686	4,244,333	7,105,309	15,333	18,381	4,020	341	788
905	14,352	284,194	286,333	435,732	115,281	161	10,736	10	10
1,026,136	1,153,062	1,071,786	1,384,240	2,272,968	115,281	78,031	10,736	4,093	6,784
.....	3,436	1,601	81,205	5	44
407,651	780,763	994,228	1,187,170	935,383	492,180	1,293,885	2,107,398	2,285,073	2,266,572
33,677	12,098	38,753	142,207	7,933	36,382	55,003	3,562	2,068	6,112
5,499	401	24	137	2,282	70,320	15,335	38	39	415
20,345,119	20,389,103	23,711,407	38,942,575	51,068,341	4,842,674	5,237,199	2,922,520	6,852,933	13,085,021
103,066	123,077	183,663	532,685	737,854	943,588	994,095	790,449	814,193	1,117,060
286,578	381,844	207,743	401,181	567,112	7,183	45,927	5,008	8,886	10,736
42,564	62,673	134,296	121,341	100,395	130,718	42,007	122	31,818
1,064,033	1,603,244	793,106	1,520,298	2,508,752	87,326	2,012,858	25,788	588,255	568,334
640,652	464,732	300,181	719,790	932,964	346
2,853,277	2,726,282	2,620,695	3,498,676	5,710,639	238	2,823	15	9,641
583,891	930,771	816,297	768,094	3,245,509	51,540	73,360	720,033	1,813,565	1,591,645
5,576,681	5,692,623	5,057,981	7,562,075	13,803,225	1,221,193	3,171,160	1,541,400	3,195,560	3,329,224
20,345,119	20,389,103	23,711,407	38,942,575	51,068,341	4,842,674	5,237,199	2,922,520	6,852,933	13,085,021
25,921,200	26,081,726	28,769,388	46,504,630	64,811,566	6,063,897	8,408,359	4,463,920	10,048,193	16,414,245
226,085	6,614,792	3,810,317	2,978,176	11,381,221	84,456	768,130	1,012,865	1,596,461	6,670,448
.....
.....
26,147,285	32,696,518	32,579,905	49,482,826	76,192,787	10,716,502	15,502,757	6,538,098	24,918,000	51,231,439

COUNTRIES.

British Empire.

Great Britain.....
 British Australasia—
 Australian Commonwealth.....
 New Zealand.....
 British East Indies.....
 Canada.....
 Cape of Good Hope.....
 Mauritius.....
 Other British Possessions.....

Totals, British Empire.

Foreign Countries.

Africa not British.....
 Belgium.....
 France.....
 Germany.....
 Norway and Sweden.....
 United States.....
 Other Foreign Countries.....
 Totals, Foreign Countries.....
 Totals, British Empire.....
 Totals (nduse).....
 Coin and bullion.....
 Goods exported in transit over-land.....
 Grand totals.....

NATAL.

Total Quantities and Values of the Principal Articles of Merchandise Imported during the Years ended Dec. 31, 1898 to 1902, inclusive.

ARTICLES.	1898.		1899.		1900.		1901.		1902.	
	Quantity.	Value. \$	Quantity.	Value. \$	Quantity.	Value. \$	Quantity.	Value. \$	Quantity.	Value. \$
Ale and beer, in bottles.....	182,646	138,140	140,863	99,752	221,361	162,483	477,764	324,881	572,927	360,381
" wood.....	84,826	30,782	172,476	61,174	130,446	42,354	116,178	40,636	117,819	41,493
Apothecaries' wares, drugs and chemicals.....		571,011		581,352		563,394		649,052		822,906
Apparel and slaps.....		1,791,283		1,638,057		1,823,594		2,000,197		3,230,785
Cabinet and upholstery ware.....		512,883		446,211		346,448		605,284		1,035,943
Coal and patent fuel.....	822	6,507	672	3,762	32,962	117,031	76	516	617	3,266
Coffee.....	3,432,708	204,614	3,063,403	183,940	1,324,555	94,885	2,853,577	207,308	2,592,908	191,309
Cotton manufactures.....	5,193,292	424,748	4,002,964	329,112	4,091,402	300,938	7,933,835	582,676	10,452,402	876,608
" blankets and sheets.....	357,026	143,073	570,881	163,622	268,256	117,384	881,543	211,987	1,182,559	292,676
Flour, meal, bran and pol- lard.....	60,570,183	1,164,890	57,715,112	864,622	79,242,509	1,302,841	84,878,507	4,339,526	105,106,321	1,598,787
Haberdashery and millinery.....		2,398,384		2,049,757		1,992,141		3,108,316		4,073,906
Iron of all kinds, n.e.s.....		770,110		982,736		792,487		1,546,086		2,013,404
Ironmongery, hardware and cutlery.....		1,177,535		1,158,286		1,156,685		1,363,375		2,324,539
Leather and manufactures of.....		4,395,487		1,391,565		1,096,061		2,096,258		2,593,273
Linon.....	290,447	48,292		52,185		76,523	623,480	116,133		149,149
Machinery and railway plant.....		1,663,933		1,968,274		1,566,551		1,713,932		3,054,067
Oilmen stores and provisions.....		2,357,344		2,373,461		4,147,689		7,127,920		11,289,600
Rice.....	299,645	498,293	292,839	478,412	298,756	525,765	274,756	306,016	345,123	644,378
Spirits: brandy, gin, rum and whiskey.....	274,944	148,561	189,570	305,500	256,704	519,891	107,760	826,569	392,413	1,279,987
Stationery.....		238,963		231,113		241,985		321,416		478,630
Tea.....	434,719	89,795	484,486	90,734	410,390	61,631	1,025,249	182,018	1,172,650	242,309
Wine.....	75,367	150,580	77,898	144,523	136,857	309,686	78,495	88,729	257,341	723,731
Wood and timber.....		909,015		719,323		563,838		1,168,360		1,987,182
Woolen manufactures: Cloth and flannel.....	188,187	37,176	131,355	17,547	91,414	33,225	386,144	91,197	218,526	44,861
Blankets and rugs.....	280,617	379,765	251,030	301,217	123,983	162,191	401,900	378,319	554,155	577,629
All other articles including (Government stores.....		8,076,033		9,415,491		10,650,711		19,063,093		24,881,726
Totals (mdsc).....		25,921,200		26,081,726		28,739,388		46,504,650		64,811,566
Coin and bullion.....		226,085		6,614,792		3,810,517		2,978,176		11,381,221
Total imports.....		26,147,285		32,696,518		32,579,905		49,482,826		76,192,787

SESSIONAL PAPER No. 10

NATAL.

Total Quantities and Values of the Principal Articles of Merchandise Exported during the Years ended Dec. 31, 1898 to 1902, inclusive.

ARTICLES.	1898.		1899.		1900.		1901.		1902.	
	Quantity.	Value.	Quantity.	Value.	Quantity.	Value.	Quantity.	Value.	Quantity.	Value.
Coal.....	125,666	606,012	163,610	754,542	112,625	678,320	320,996	1,394,000	239,495	1,325,306
Gold, raw.....		197,757		1,959,787		5,597	187,237	3,172,319	535,710	9,429,706
Grain : Maize.....	1,101,632	9,524	1,852,127	20,974	15,222,749	295,475	10,647,235	189,070	9,074,454	149,577
Hair, Angora.....	729,635	177,852	713,160	194,491	148,482	46,710	279,356	53,062	576,475	112,254
Hardware and cutlery.....		121,594		76,957		47,718	47,489			76,056
Hides.....	902,763	779,523	290,498	191,732		165,402				121,214
Ivory.....				83		219				97
Ores and minerals.....				882		852				6,014
Ostrich feathers.....	216	3,947		3,820		6,653				12,239
Skins of all kinds.....	568,124	120,080	383,691	125,075		41,590				51,708
Sugar, raw.....	28,415	88,345	182,915	717,697	161,541	719,843	122,526	590,133	23,108,913	792,605
Wool, sheep's.....	24,292,777	2,751,398	20,435,499	2,962,393	2,522,341	297,368	10,852,088	1,235,831	9,482,118	1,202,806
All other articles.....		1,297,235		1,490,788		2,217,973		2,539,561		2,934,663
Totals (indse).....		6,063,867		8,408,359		4,463,920		10,048,193		16,414,245
Coin and bullion.....		84,456		768,130		1,012,865		1,596,461		6,070,448
Goods exported in transit overland.....		4,568,179		6,326,268		1,061,513		13,273,346		28,146,746
Total exports.....		10,716,502		15,502,757		6,538,098		24,918,000		51,231,439

NEWFOUNDLAND (Including Labrador).

VALUE of the Total Imports and Exports from and to each Principal Country during the Years ended June 30, 1898 to 1902, inclusive.
(Including Coin and Bullion.)

Imports.			COUNTRIES.					Exports.					
			British Empire.					Foreign Countries.					
1897-8.	1898-9.	1899-1900.	1900-1.	1901-2.	%	%	1897-8.	1898-9.	1899-1900.	1900-1.	1901-2.	%	%
1,519,253	1,935,025	2,224,353	2,328,622	2,211,179	Great Britain.....	1,355,920	1,443,266	1,942,093	1,831,911	2,104,332			
107,542	209,229	322,538	322,538	179,256	British West Indies.....	272,668	418,493	308,965	321,196	112,062			
1,823,238	2,088,063	2,805,490	2,689,499	2,612,043	Canada.....	482,512	541,727	320,137	711,746	1,016,109			
					Gibraltar.....	179,536	593,257	972,085	592,402	698,089			
	11,030	25,512	37,309	20,166	Other British Possessions.....	1,762	2,128	1,388		673			
3,450,033	4,243,377	5,326,957	5,177,968	5,035,614	Totals, British Empire.....	2,292,398	2,998,851	3,714,608	3,457,285	4,292,465			
110	23	7	168	119	Brazil.....	1,288,728	1,912,868	2,068,586	2,100,631	1,711,320			
1,791	5,188	11,028	33,467	81,071	Germany.....	71,147	143,615	137,907	111,696	159,174			
2,436	1,600	1,600	1,902	1,668	Italy.....	172,875	140,398	112,870	30,000	112,039			
15,172	41,114	43,010	28,169	25,721	Portugal.....	733,258	799,649	1,009,027	1,187,676	1,152,914			
39,559	66,172	78,159	91,646	80,311	Spain.....	125,292	88,315	291,053	364,256	251,976			
8,102	11,422	14,292	16,441	14,566	St. Pierre.....	6,515	3,246	2,129	5,395	11,303			
1,671,134	1,928,831	1,993,565	2,088,465	2,501,806	United States.....	127,478	629,056	1,005,225	881,068	1,297,461			
523	13,373	28,580	30,277	72,770	Other Foreign Countries.....	86,272	229,317	255,871	219,571	353,942			
1,738,830	2,067,868	2,170,190	2,298,535	2,781,071	Totals, Foreign Countries.....	2,484,535	3,937,464	4,882,968	4,902,693	5,260,059			
3,450,033	4,243,377	5,326,957	5,177,968	5,035,614	Totals, British Empire.....	2,292,398	2,998,851	3,714,608	3,457,285	4,292,465			
5,188,863	6,311,245	7,497,147	7,476,503	7,836,685	Grand totals.....	5,226,333	6,936,315	8,627,576	8,359,978	9,552,524			

SESSIONAL PAPER No. 10

NEWFOUNDLAND (Including Labrador).

Total Quantities and Values of the Principal Articles of Merchandise Imported during the Years ended June 30, 1898 to 1902, inclusive.

ARTICLES.	1897-8.		1898-9.		1899-1900.		1900-1.		1901-2.	
	Quantity.	Value.	Quantity.	Value.	Quantity.	Value.	Quantity.	Value.	Quantity.	Value.
		§		§		§		§		§
Butter.....	5,069	75,998	6,487	109,101	5,576	100,923	4,681	90,122	5,399	104,321
Coal.....	94,904	295,781	99,250	243,863	117,045	302,889	98,963	330,097	109,728	345,968
Flour.....	365,493	1,461,972	415,738	1,462,297	394,324	1,366,975	329,160	1,204,121	368,459	1,326,676
Hardware.....		106,592		297,713		189,538		188,441		260,197
Cottons, woollens, and ready made.....		732,391		874,905		958,911		960,350		1,014,581
Leather.....		108,603		156,390		229,717		173,125		200,780
Leatherwares.....		75,617		71,681		112,123		85,168		101,478
Molasses.....	768,802	115,320	1,075,301	183,434	1,092,362	283,124	1,270,948	322,256	1,166,607	181,773
Pork, salted.....	24,632	295,587	31,383	308,694	30,856	308,094	26,661	359,106	25,337	388,474
Salt in bulk.....	37,470	56,265	47,006	106,882	48,699	116,449	50,656	126,317	50,600	132,535
Sugar.....	12,334	37,002	39,967	121,637	32,971	94,678	42,346	121,352	56,002	135,496
Tea.....	873,386	121,437	1,031,652	168,513	949,612	156,971	1,123,677	170,264	955,980	154,340
Coin and bullion.....		6,819		53,129		261,160		117,051		23,798
All other articles.....		1,789,339		2,243,046		3,022,895		3,234,725		3,466,358
Totals.....		5,188,863		6,311,245		7,497,147		7,476,563		7,836,685

† Sugar of all kinds, except loaf and cube Sugar.

3-4 EDWARD VII., A. 1904

NEWFOUNDLAND (Including Labrador).

Total Quantities and Values of the Principal Articles of Merchandise Exported during the Years ended June 30, 1898 to 1902, inclusive.

ARTICLES.	1897 8.		1898 9.		1899 1900.		1900 1.		1901 2.	
	Quantity.	Value.	Quantity.	Value.	Quantity.	Value.	Quantity.	Value.	Quantity.	Value.
		%		%		%		%		%
Coal.....	135	540	331	628	55	192	135	406	97	296
Codsh. dry.....	1,144,540	3,230,928	1,226,336	4,145,033	1,300,022	5,453,538	1,233,107	5,171,910	1,288,355	5,509,728
Herrings, pickled.....	28,251	68,143	66,916	166,337	56,135	146,803	72,057	169,281	71,311	222,024
Loabsters, canned.....	61,451	619,510	56,166	565,361	37,523	431,202	36,271	448,501	38,363	412,256
Oil, cod, unrefined.....	2,795	185,704	3,472	262,216	4,150	301,515	5,163	385,329	5,772	441,070
Oil, cod liver.....	31,478	14,480	16,167	9,758	17,695	8,598	22,970	12,710	20,164	11,112
Oil, seal.....	2,614	218,279	3,207	252,035	5,341	443,665	4,652	424,632	3,941	379,445
Ores:										
Copper.....		101,572		291,874		83,783		390,179		82,930
Iron.....		56,002		153,463		312,190		455,554		730,040
Iron pyrites.....		78,626		168,210		21,453		107,265		10,084
Skins, seal.....	190,262	129,840	276,879	136,563	263,858	162,330	327,163	282,805	528,150	420,869
Coal and lullion.....		2,300		102,633		29,247		39,169		50,031
All other articles.....		221,015		382,184		612,336		579,112		845,345
Totals.....		5,226,933		6,496,315		8,627,576		8,359,978		9,552,524

VALUE of the Total Imports and Exports from and to each Principal Country during the Years ended Dec. 31, 1898 to 1902 inclusive.
(Including Coin and Bullion.)

IMPORTS.			EXPORTS.						
COUNTRIES.			COUNTRIES.						
1898.	1899.	1900.	1901.	1902.	1898.	1899.	1900.	1901.	1902.
£	£	£	£	£	£	£	£	£	£
2,492,215	2,650,323	2,063,013	2,003,013	2,218,815	572,933	660,090	611,033	426,257	599,923
61,907	95,367	14,195	12,730	14,984	129,760	172,990	218,280	115,222	178,125
		10,086	10,086	91,367	20,849	33,414	70,192	109,758	180,359
2,554,182	2,745,690	2,133,819	2,065,849	2,325,366	723,542	866,494	899,526	651,237	958,407
<i>Foreign Countries.</i>									
35,960	49,032	38,052	20,615	28,130	39,585	25,062	51,508	38,884	30,212
106,236	277,989	253,004	291,925	313,080	392,949	487,712	515,136	574,607	697,461
12,215	14,305	10,760	14,415	13,349	9,855	19,802	22,167	6,448	54,302
11,120	27,745	29,672	51,824	36,854	128,130	80,071	15,290	33,801	52,559
129,502	198,536	215,363	195,401	229,791	122,065	131	290,098	174,535	29
41,679	46,759	35,659	35,296	66,444	153,352	131	290,098	174,535	170,812
396,712	611,366	583,100	612,476	720,851	692,614	768,760	864,499	828,278	1,005,375
2,554,182	2,745,690	2,133,819	2,065,849	2,325,366	723,542	866,494	899,526	651,237	958,407
2,950,894	3,357,056	2,716,919	2,668,325	3,046,217	1,416,136	1,635,254	1,764,925	1,479,515	1,963,782
.....Grand totals.....									

STRAITS SETTLEMENTS.

VALUE of the Total Imports and Exports from and to each Principal Country during the Years ended December 31, 1898 to 1902, inclusive. (Including Coin and Bullion.)

NOTE. The Value of the Silver Dollar, Straits Settlements, is equal to about 50 cts., Canadian Currency.

EXPORTS.					IMPORTS.					
COUNTRIES.					COUNTRIES.					
1898.	1899.	1900.	1901.	1902.	1898.	1899.	1900.	1901.	1902.	
31,394,161	29,389,082	32,890,817	32,521,851	33,957,117	Great Britain.....	28,385,028	27,015,148	60,402,056	51,227,188	62,297,698
1,567,261	1,502,801	1,477,728	1,325,627	1,567,626	Australia.....	1,553,785	1,496,386	1,618,085	1,668,285	1,512,636
57,382,391	59,763,556	58,329,519	58,359,387	73,763,980	British India.....	11,508,397	11,421,991	13,171,395	13,849,138	13,910,975
	80	280	4,748	3,361	Canada.....	30,757	104,918	121,074	158,541	158,541
23,633,617	30,803,212	37,324,505	31,684,101	36,491,380	Hong Kong.....	15,891,921	15,827,519	17,014,825	15,490,881	15,490,881
1,986,986	1,692,960	1,910,398	1,591,131	1,732,700	Other British Possessions.....	2,541,277	2,627,725	2,991,967	3,400,617	4,168,226
116,474,422	123,157,691	131,954,507	125,487,151	147,518,497	Totals, British Empire.....	61,965,321	78,383,912	91,180,970	90,254,451	97,538,963
					<i>Foreign Countries.</i>					
3,182,997	4,140,267	3,988,569	4,171,411	4,759,443	China.....	1,212,242	6,336,967	6,298,692	4,200,435	3,408,848
1,296,896	1,249,581	1,516,412	1,456,311	1,370,930	France.....	9,883,896	14,076,469	10,118,073	8,090,472	9,965,508
6,953,453	7,358,204	8,385,901	5,541,272	5,713,381	French Possessions.....	3,891,061	2,908,094	3,530,582	3,619,340	4,250,677
1,788,537	2,623,282	7,929,391	6,286,427	6,037,998	Germany.....	5,098,038	5,223,462	5,535,721	5,387,571	8,891,127
3,104,621	3,422,784	7,496,377	7,370,048	7,353,110	Japan.....	3,706,074	946,170	1,393,190	1,337,094	3,396,813
10,736,349	30,266,398	61,836,968	71,581,834	87,083,090	Malay Peninsula.....	29,526,218	33,606,273	33,128,621	39,613,026	39,613,026
37,639,355	43,688,316	52,777,884	47,505,731	49,193,896	Netherlands, India.....	45,043,896	44,735,702	50,097,333	52,580,675	51,414,000
18,748,145	19,632,005	19,738,684	21,675,601	26,420,621	Scandinavia.....	16,228,972	13,036,797	13,000,031	11,505,715	19,834,481
962,267	1,331,875	1,875,195	1,361,062	2,063,079	United States.....	22,611,310	29,091,397	27,088,976	32,874,790	38,530,777
9,911,569	19,769,016	14,139,192	14,344,180	11,029,466	Other Foreign Countries.....	12,339,179	13,891,569	17,325,304	18,283,970	22,006,697
131,636,125	160,781,758	182,135,353	184,893,943	203,965,017	Totals, Foreign Countries.....	150,342,705	160,670,785	168,430,375	176,298,816	203,934,861
116,474,422	123,157,694	131,954,507	125,487,151	147,518,497	Totals, British Empire.....	61,965,321	78,383,912	91,180,970	90,254,451	97,538,963
248,110,547	283,939,452	314,089,860	310,381,094	351,483,514	Totals.....	212,308,029	239,054,727	262,617,345	266,553,270	301,473,827
10,613,444	9,239,090	11,161,588	10,139,115	11,451,304	Inter-Settlement Trade.....	9,677,330	10,166,725	11,837,175	12,200,353	12,561,169
258,723,991	293,178,542	325,251,448	320,520,209	362,934,818	Grand totals.....	221,968,559	249,221,452	274,454,820	278,753,805	314,034,936

3-4 EDWARD VII., A. 1904

TRINIDAD.

Total Quantities and Values of the Principal Articles of Merchandise Imported during the Years ended December 31, 1898 to 1900,
and Years ended March 31, 1902 and 1903, inclusive.

Articles.	1898.		1899.		1900.		1901.		1902.		1903.	
	Quantity.	Value.	Quantity.	Value.	Quantity.	Value.	Quantity.	Value.	Quantity.	Value.	Quantity.	Value.
Breadstuffs:												
Bread.....	26,986	72,328	29,682	80,748	24,834	63,495	20,170	53,981	10,701	36,002		
Flour.....	163,275	743,275	180,873	728,671	181,037	711,017	200,569	819,436	207,847	887,295		
Mead, not wheaten.....	9,144	26,348	9,097	25,857	9,972	27,000	9,638	30,491	9,036	33,108		
Phoel.....	2,826,206	66,995	2,648,510	35,297	1,631,390	32,407	27,18,907	60,025	2,221,166	47,708		
Maize.....	70,215	39,084	75,147	45,367	43,158	24,703	45,930	62,351	42,053	31,833		
Oats.....	110,315	51,608	190,631	105,860	153,951	74,338	182,951	105,870	175,768	111,013		
Pease and beans.....		15,503		53,397		10,160		60,205		58,653		
Rice.....	20,406,660	506,841	19,985,680	508,338	20,252,966	513,836	19,348,697	511,881	21,812,800	507,536		
Butter.....	545,651	101,436	648,997	124,903	595,877	111,388	567,816	121,005	802,597	162,663		
Butter substitutes, hard, &c.....	1,206,000	92,681	1,579,134	123,107	1,617,770	139,401	1,608,140	138,977	1,807,796	197,306		
Candles.....		41,438		19,071		11,131		35,877		51,046		
Cheese.....	45,191	81,032	49,830	97,849	41,883	78,026	42,692	84,480	18,711	90,044		
Cocoa.....	228,670	31,444	246,386	35,906	241,158	33,290	262,692	36,247	281,690	42,593		
Cocoa, raw.....	3,975,314	483,791	5,306,269	391,057	4,943,273	670,943	4,778,929	632,462	7,010,981	921,269		
Coal and coke.....	24,304	134,140	32,531	13,114	16,000	67,977	28,061	124,121	30,244	136,130		
Coffee.....	477,037	43,849	687,807	52,560	414,382	33,731	596,433	45,519	733,806	51,698		
Earthenware and glassware.....		78,270		97,455		97,820		116,820		116,756		
Fish.....	8,253,534	325,181	7,829,817	298,536	7,481,607	302,801	7,493,878	331,873	9,611,291	116,861		
Hardware.....		198,925		367,424		513,190		713,877		834,677		
Leather and manufactures of:												
Boots and shoes.....		111,019		213,875		231,230		299,087		308,021		
All other.....		61,892		56,609		53,290		64,124		79,190		
Lime.....		13,524		9,169		11,996		13,748		12,439		
Machinery												
Manure.....	4,169	128,331	3,875	166,070	4,632	121,263	3,362	196,141	2,892	90,737		
Malt liquor.....	213,121	199,362	271,988	235,463	219,431	193,026	317,128	229,331	257,295	181,531		
Medicines.....		76,562		66,751		68,805		70,780		79,876		
Meats.....	6,861,633	351,240	7,030,873	363,557	6,261,592	386,470	6,005,011	383,274	6,306,865	471,006		
Oil, edible.....		51,582		30,619		30,619		43,907		49,704		
" kerosene.....	407,904	80,772	425,738	82,305	440,457	100,317	480,705	85,167	526,077	87,664		
Oilmeal.....	4,993,651	73,331	4,533,400	67,024	4,704,671	69,505	4,314,010	67,685	3,722,330	51,292		
Soap.....	3,056,690	100,234	3,069,245	113,092	3,656,042	126,558	2,503,292	93,917	4,384,440	175,370		

SESSIONAL PAPER No. 10

Stock, live: Oxen, No.	6,747	181,721	6,064	161,096	5,787	143,275	6,875	182,870	4,752	127,983
All other, "	21,739	140,257	22,451	157,291	20,266	103,465	26,585	139,300	27,586	126,085
Spirits, other than medicinal, Galls,	35,409	86,510	39,760	97,844	38,776	96,277	39,420	91,552	50,580	110,400
Sugar, Lbs.	473,228	20,163	461,068	21,365	526,472	24,713	395,709	14,410	667,152	20,303
Timber, sawn and hewn, Feet.	10,497,000	200,585	12,622,314	239,450	12,261,112	267,224	11,076,692	237,046	10,607,988	230,028
Tobacco, unmanufactured, Lbs.	561,802	50,088	554,108	49,995	563,683	51,149	560,915	48,433	591,910	52,706
Manufactures, including cigars and cigarettes, "	39,032	33,809	47,210	37,186	59,907	37,775	69,111	47,391	77,374	52,389
Textile manufactures, "		1,536,076		1,705,538		1,596,992		1,300,948		1,907,345
Vegetables, fresh, "		165,593		153,314		137,362		149,246		160,040
Wine, Galls,	189,398	125,554	212,633	137,663	196,225	139,636	173,209	129,638	205,334	157,456
Com and bullion (including transshipments)*, "		776,063		1,231,189		609,735		454,844		156,152
All other articles (including transshipments)*, "		2,907,565		3,065,005		3,789,831		4,269,292		3,239,876
Totals, "		11,110,862		12,341,606		12,167,922		12,904,453		13,004,157

TRANSHIPMENTS.

Com and bullion, "	573,070	1,881,057	705,618	1,845,756	353,563	2,211,498	307,418	2,328,379	21,729	1,289,341
Merchandise, "										
Totals, "	2,459,127		2,551,374		2,564,971		2,835,797		1,311,070	

TRINIDAD.
Total Quantities and Values of the Principal Articles of Merchandise Exported during the Years ended Dec. 31, 1898 to 1900, and Years ended March 31, 1902 and 1903 inclusive.

Articles.	1898.		1899.		1900.		1901-2.		1902-3.	
	Quantity.	Value. %	Quantity.	Value. %	Quantity.	Value. %	Quantity.	Value. %	Quantity.	Value. %
Asphalt : Crude.	86,571	421,327	121,317	590,469	141,905	692,935	128,438	625,396	147,709	718,850
" " Epure.	13,622	132,583	14,483	144,097	16,847	163,982	15,618	152,307	11,427	111,222
Cocoa	28,496,224	3,953,057	33,942,048	4,372,133	31,760,096	4,762,676	33,880,560	1,639,330	44,342,256	5,248,690
Coccomuts	12,348,216	148,136	13,099,682	131,865	9,583,098	73,881	10,253,107	90,428	10,631,628	84,378
Coffee	140,224	13,821	138,320	11,140	164,040	15,174	131,936	11,619	119,392	9,363
Fish	630,276	14,898	571,667	20,086	748,027	26,280	172,816	11,069	1,371,595	62,154
Flour	8,378	44,676	4,248	22,936	7,280	40,578	4,336	21,102	15,257	72,834
Hardware		18,907		21,915		43,995		30,036		107,388
Machinery		4,623		8,566		5,845		19,067		9,495
Molasses	600,535	80,762	1,391,408	162,644	777,279	127,336	482,762	62,688	301,767	37,385
Scrap	118,978	16,157	372,622	44,551	219,898	8,662	110,692	12,926	755,916	33,461
Spirits : Rum	86,513	25,793	140,273	50,866	57,661	19,715	178,151	70,694	213,375	51,917
" " " " "	33,989	163,123	38,843	189,036	37,138	180,738	32,611	158,721	38,918	189,347
" " " " "	5,176	11,680	3,454	7,937	12,687	12,439	3,019	6,721	8,286	21,880
Sugar	59,756	2,933,987	52,228	3,481,911	40,663	2,687,402	15,302	2,206,079	47,373	2,016,727
Tobacco, unmanufactured.	538,344	59,802	111,365	11,882	190,408	23,472	108,827	12,317	326,363	43,518
" " cigars and cigarettes	31,330	20,026	13,478	11,125	13,807	10,137	25,352	10,818	35,822	28,835
Textile manufactures.		189,221		217,671		107,398		127,687		378,314
Vegetables, fresh		18,143		14,678		14,542		16,921		30,908
Wines.		16,328		15,569		17,383		8,812		29,420
Com and bullion (including transshipments)*										
All other articles (including transshipments)*										
Totals.		11,242,646		12,521,403		12,621,578		11,902,168		12,031,281
		585,956		749,058		397,063		357,794		167,111
		2,355,320		2,294,201		3,187,455		3,246,684		2,586,254
Coan and bullion.		555,070		705,618		353,563		307,418		21,729
Merchandise.		1,884,057		1,845,756		2,211,408		2,528,379		1,289,341
Totals.		2,439,127		2,551,374		2,564,971		2,835,797		1,311,070

* TRANSSHIPMENTS.

ARGENTINE REPUBLIC.

VALUE of the Total Imports for Home Consumption and Exports of Domestic Produce (Merchandise only), from and to each Principal Country during the Years ended December 31, 1897 to 1901, inclusive.

NOTE:—Peso = 96.5 cts.

IMPORTS.				EXPORTS.					
COUNTRIES.				COUNTRIES.					
1897.	1898.	1899.	1900.	1901.	1897.	1898.	1899.	1900.	1901.
Pesos.	Pesos.	Pesos.	Pesos.	Pesos.	Pesos.	Pesos.	Pesos.	Pesos.	Pesos.
36,392,000	39,013,000	43,671,000	38,683,000	36,461,000	12,985,000	19,206,000	21,722,000	23,891,000	29,921,000
11,020,000	11,920,000	10,980,000	10,898,000	9,959,000	22,999,000	29,981,000	41,447,000	19,068,000	28,637,000
11,114,000	12,571,000	12,980,000	16,636,000	16,724,000	14,047,000	20,286,000	29,434,000	20,079,000	21,480,000
8,046,000	9,443,000	9,411,000	8,431,000	8,689,000	8,935,000	13,950,000	24,473,000	17,981,000	13,458,000
10,102,000	11,129,000	15,467,000	13,439,000	15,534,000	8,322,000	5,874,000	7,668,000	6,883,000	9,296,000
10,943,000	13,695,000	13,780,000	14,924,000	14,736,000	3,965,000	5,246,000	4,927,000	4,304,000	4,319,000
3,246,000	3,313,000	3,198,000	3,692,000	3,913,000	1,271,000	388,000	1,705,000	2,699,000	2,132,000
4,761,000	5,012,000	4,806,000	3,942,000	4,386,000	1,671,000	7,916,000	7,042,000	6,185,000	9,792,000
505,000	471,000	507,000	520,000	679,000	8,685,000	2,586,000	3,481,000	2,303,000	3,711,000
1,497,000	1,757,000	1,372,000	1,860,000	1,768,000	159,000	144,000	178,000	162,000	216,000
80,000	110,000	143,000	80,000	573,000	34,000	331,000	1,482,000	3,906,000	1,754,000
50,000	57,000	78,000	174,000	139,000	352,000	409,000	332,000	579,000	541,000
72,000	75,000	98,000	78,000	69,000	19,000	12,000	72,000	369,000	8,000
.....	19,000	1,355,000	660,000	870,000	568,000
.....	1,977,000	162,000	265,000	438,000	365,000
.....	14,536,000	24,886,000	39,969,000	44,952,000	41,607,000
501,000	181,000	360,000	86,000	330,000
98,289,000	107,429,000	116,851,000	113,485,000	113,969,000	101,169,000	133,829,000	184,918,000	154,600,000	167,716,000
.....	Totals.....	Totals.....	Totals.....	Totals.....	Totals.....

ARGENTINE REPUBLIC.

Total Quantities and Values of the Principal Articles Entered for Consumption (Merchandise only) during the Years ended December 31, 1897 to 1901, inclusive.

NOTE: Peso 96.5 cts. Kilog. 2.204 lbs. Tonne 2,204 lbs. Hectolitro 22.02 galls.

Articles.	1897.		1898.		1899.		1900.		1901.	
	Quantity.	Value. Pesos.	Quantity.	Value. Pesos.	Quantity.	Value. Pesos.	Quantity.	Value. Pesos.	Quantity.	Value. Pesos.
Animals, living										
Horses, mules and asses.	345	66,000	330	47,000	225	37,000	191	56,000	1,228	70,000
Other.	59,461	936,000	31,971	563,000	11,816	507,000	27,122	308,000	11,718	133,000
Apparel and ready-made clothing.										
Coal and coke.	781,155	4,729,000	885,061	5,319,000	1,100,776	6,637,000	779,836	4,691,000	939,291	5,657,000
Chemicals, drugs, &c.										
Cotton tissues, pure.	12,155,000	10,594,000	11,688,000	12,907,000	15,166,000	13,862,000	17,103,000	11,386,000	14,745,000	12,216,000
Colours, paints and dyes.										
Leather and mfrs. of.										
Linen tissues, pure.										
Metals and minerals and mfrs. of.	633,000	905,000	905,000	960,000	1,130,000	1,130,000	426,000	1,243,000	1,142,000	1,142,000
Iron and steel, unwrought, and mfrs. of. (Total).		15,995,000		16,279,000		16,978,000		8,765,000		17,170,000
Iron unwrought.	32,446,000	1,272,000	42,134,000	1,605,000	36,708,000	1,436,000	11,148,000	1,595,000	48,592,000	1,903,000
" galvanized.	18,494,000	1,487,000	22,510,000	1,805,000	24,892,000	1,991,000	24,278,000	1,942,000	26,721,000	2,138,000
Machinery and tools—										
Agricultural.		582,000		1,072,000		2,227,000		1,831,000		2,437,000
Industrial.		1,670,000		1,860,000		2,714,000		2,749,000		2,354,000
Railway materials (except rails).		991,000		1,507,000		1,099,000		2,141,000		1,361,000
Railway materials, steel rails and fishplates.		2,363,000		2,383,000		1,083,000		1,460,000		3,193,000
Tin plates.	3,170,000	254,000	3,779,000	303,000	4,512,000	362,000	4,705,000	378,000	2,829,000	228,000
Oil, olive.	4,707,000	952,000	5,878,000	1,174,000	6,714,000	1,352,000	7,692,000	1,538,000	7,446,000	1,488,000
" mineral.	447,138	1,311,000	234,613	704,000	328,394	985,000	300,015	1,170,000	430,828	1,292,000
Paper and mfrs. of, including books.		2,643,000		3,017,000		3,046,000		2,926,000		3,043,000
Sack cloth.	13,504,000	2,701,000	20,088,000	1,918,000	31,580,000	6,316,000	22,163,000	3,369,000	25,747,000	3,862,000
Sail cloth.	655,000	386,000	988,000	571,000	656,000	376,000	619,000	320,000	673,000	338,000

3-4 EDWARD VII., A. 1904

SESSIONAL PAPER No. 10

Silk tissues, pure.....Kilogs.	42,000	633,000	43,000	721,000	51,000	877,000	506,000	845,000	43,000	639,000
Sugar, refined "	946,000	95,000	441,000	44,000	456,000	46,000	439,000	38,000	280,000	22,000
Wine "	6,108,000	6,561,000	5,732,000	5,637,000	5,475,000
Wood and infus. of "	4,983,000	6,346,000	7,467,000	7,041,000	7,400,000
Woollen tissues, pure.....Kilogs.	1,132,000	4,173,000	1,224,000	3,798,000	1,282,000	3,845,000	1,154,000	3,436,000	967,000	2,883,000
Total value of principal and other articles.....	98,289,000	107,429,000	116,851,000	113,485,000	113,960,000

3-4 EDWARD VII., A. 1904

ARGENTINE REPUBLIC.

Total Quantities and Values of the Principal Articles of Domestic Produce Exported (Merchandise only) during the Years ended December 31, 1897 to 1901, inclusive.

Note. Peso 96.5 cents. Kilogram 2.204 lbs. Tonne 2,204 lbs.

ARTICLES.	1897.		1898.		1899.		1900.		1901.	
	Quantity.	Value.	Quantity.	Value.	Quantity.	Value.	Quantity.	Value.	Quantity.	Value.
Animals, living										
Cattle	288,121	5,018,000	359,296	7,690,000	312,130	6,821,000	150,550	3,678,000	119,189	1,980,000
Sheep	501,128	1,513,000	577,813	1,731,000	513,158	1,631,000	198,102	595,000	257,716	78,000
Other	17,115	677,000	32,772	709,000	23,067	373,000	56,440	1,669,000	59,275	1,026,000
Wool and bone ash.	55,788	507,000	11,775	542,000	21,837	329,000	37,678	456,000	31,939	313,000
Grain and flour—										
Maize	374,942,000	3,479,000	717,105,000	9,274,000	1,116,276,000	13,043,000	713,248,000	11,634,000	1,112,290,000	18,887,000
Wheat	101,845,000	3,470,000	645,161,000	22,369,000	1,713,129,000	38,078,000	1,929,676,000	48,628,000	904,289,000	262,241,000
Other	41,443,000	2,412,000	31,333,000	1,592,000	39,464,000	1,983,000	51,203,000	1,718,000	71,742,000	2,711,000
Wheat flour										
Grease and tallow	31,528	2,656,000	29,341	2,863,000	21,130	2,206,000	21,837	2,805,000	33,368	3,903,000
Hides, raw	93,760,000	17,297,000	94,785,000	18,253,000	94,181,000	22,654,000	88,882,000	20,918,000	95,925,000	23,470,000
Lansed	162,477	4,306,000	158,904	5,129,000	217,713	7,402,000	253,257	10,674,000	338,828	16,313,000
Meat products—										
Beef, salted	36,238	2,466,000	22,212	2,116,000	19,164	2,038,000	16,449	1,980,000	24,296	2,879,000
Mutton frozen	50,894	2,636,000	59,833	2,393,000	56,627	2,265,000	56,412	1,513,000	63,013	5,041,000
Sugar	41,731,000	4,383,000	29,830,000	1,666,000	26,701,000	2,136,000	13,270,000	1,222,000	49,113,000	3,953,000
Wool, raw	203,371,000	37,450,000	221,286,000	15,583,000	237,111,000	71,284,000	101,113,000	27,392,000	228,368,000	44,666,000
Total value of principal and other articles		101,169,000		133,829,000		184,918,000		154,600,000		167,716,000

SESSIONAL PAPER No. 10

AUSTRIA-HUNGARY.

VALUE of the Total Imports for Consumption and Exports of Domestic Produce (Merchandise only) from and to each Principal Country during the Years ended December 31, 1897 to 1901, inclusive.

NOTE.—Kroner = 20/3 cents.

IMPORTS.		COUNTRIES.					EXPORTS.				
1897.	1898.	1899.	1900.	1901.		1897.	1898.	1899.	1900.	1901.	
Kronen.	Kronen.	Kronen.	Kronen.	Kronen.		Kronen.	Kronen.	Kronen.	Kronen.	Kronen.	
138,335,040	138,563,000	118,086,000	148,942,000	136,539,000	Great Britain	141,045,000	148,770,000	165,131,000	201,250,000	186,890,000	Kronen.
26,373,000	30,810,000	39,037,000	26,087,000	36,374,000	Brazil	13,221,000	11,561,000	13,104,000	14,888,000	13,541,000	
41,330,000	36,331,000	31,880,000	43,489,000	37,782,000	Belgium	3,614,000	3,612,000	3,517,000	5,364,000	6,489,000	
83,193,000	84,328,000	87,433,000	81,242,000	95,338,000	British East Indies	24,098,000	32,903,000	36,435,000	43,630,000	60,364,000	
3,974,000	3,283,000	2,517,000	2,218,000	2,327,000	West Indies	13,601,000	14,927,000	12,809,000	9,368,000	11,913,000	
4,925,000	5,237,000	5,475,000	6,314,000	5,808,000	Bulgaria						
7,785,000	8,064,000	9,147,000	10,747,000	12,584,000	China						
1,497,000	2,569,000	4,277,000	3,343,000	5,977,000	Cuba and Porto Rico						
10,595,000	23,302,000	19,827,000	20,473,000	21,426,000	Dutch East Indies						
13,031,000	14,839,000	17,443,000	27,675,000	19,845,000	Egypt						
48,206,000	48,881,000	55,373,000	54,864,000	53,468,000	France	20,657,000	22,025,000	20,065,000	26,172,000	26,344,000	
540,780,000	564,841,000	598,548,000	635,373,000	634,559,000	Germany	53,061,000	54,340,000	56,829,000	68,490,000	65,155,000	
18,306,000	15,998,000	14,839,000	17,174,000	16,442,000	Greece	738,043,000	840,302,000	982,874,000	1,016,340,000	977,776,000	
19,198,000	17,488,000	17,716,000	16,343,000	18,619,000	Holland	10,828,000	11,143,000	12,994,000	13,387,000	13,040,000	
110,079,000	118,482,000	119,397,000	114,297,000	104,097,000	Italy	22,921,000	20,328,000	28,053,000	27,442,000	28,761,000	
20,526,000	15,592,000	15,615,000	13,725,000	15,060,000	Other Parts of the American Continent	118,882,000	115,801,000	148,463,000	146,987,000	136,473,000	
37,361,000	79,719,000	28,288,000	32,227,069	38,249,000	Romania	6,042,000	4,368,000	4,846,000	6,874,000	6,111,000	
112,059,000	136,427,000	86,667,000	89,149,000	80,258,000	Russia (European, Asiatic and Finland)	52,725,000	63,915,000	66,014,000	43,211,000	47,806,000	
36,562,000	34,317,000	35,976,030	42,213,000	41,986,000	Sweden	51,785,000	64,362,000	80,902,000	71,061,000	72,784,000	
45,551,000	50,165,000	53,321,000	56,269,000	49,235,000	Switzerland	24,060,000	22,043,000	26,207,000	24,174,000	22,634,000	
					Trieste Five District, African)	63,887,000	6,072,000	6,714,000	68,639,000	64,428,000	
					Turkey (European, Asiatic, and African)	52,550,000	62,639,000	60,797,000	7,644,000	6,689,000	
35,673,000	34,315,000	37,434,000	41,924,000	37,648,000	United States	33,607,000	28,908,000	32,164,000	37,935,000	32,723,000	
111,510,000	134,278,000	124,945,000	152,823,000	128,517,000	Other Countries	20,334,000	13,787,000	26,816,000	42,918,000	38,186,000	
43,043,000	44,562,000	53,698,900	55,215,000	57,844,000	Totals	1,532,488,000	1,615,244,000	1,861,392,000	1,942,063,000	1,885,457,000	
1,510,320,000	1,639,602,000	1,608,870,000	1,696,358,000	1,652,642,000							

AUSTRIA-HUNGARY.

Total Quantities and Values of the Principal Articles of Merchandise Imported for Consumption during the Years ended December 31, 1897 to 1901, inclusive.

Note: Kronen 20 3 cents. Metric Centner 220 4 lbs.

ARTICLES.	1897.		1898.		1899.		1900.		1901.	
	Quantity.	Value.	Quantity.	Value.	Quantity.	Value.	Quantity.	Value.	Quantity.	Value.
		Kronen.		Kronen.		Kronen.		Kronen.		Kronen.
Animals, living	1,899	8,540,000	5,081	7,935,000	4,719	6,225,000	5,183	6,463,000	5,146	6,737,000
Horses, mules and asses	213,128	22,482,000	241,128	26,802,000	206,251	22,957,000	199,411	21,778,000	202,029	20,329,000
Other	66,193	35,690,000	68,250	37,548,000	69,628	38,327,000	76,382	41,807,000	79,392	43,511,000
Books, printed matter, charts, &c.	56,549,000	74,462,000	60,055,000	82,464,000	58,607,000	83,625,000	68,657,000	111,307,000	61,395,000	107,373,000
Coal and coke	440,971	52,572,000	436,134	44,906,000	418,848	41,440,000	424,490	48,401,000	449,314	44,008,000
Coffee, raw and roasted	159,259	191,906,000	174,426	253,530,000	161,892	294,830,000	189,639	35,548,000	175,012	31,978,000
Copper, raw	1,295,000	101,412,000	1,489,000	108,852,000	1,391,000	111,328,000	1,338,725	152,764,000	1,412,787	142,883,000
Cotton, raw (including waste and carded)	194,001	16,900,000	67,428	16,372,000	65,611	17,913,000	60,843	19,325,000	62,050	19,120,000
" do "	12,171	12,820,000	11,598	11,742,000	12,188	12,031,000	12,438	12,400,000	12,627	12,675,000
" do "	484,915	24,234,000	505,453	24,424,000	492,830	24,425,000	553,575	21,640,000	542,812	22,104,000
Flax, hempen and jute	810,833	37,748,000	930,744	40,050,000	711,683	37,195,000	754,760	45,733,000	796,320	44,706,000
Raw and tow	2,312,000	19,006,000	6,652,000	60,356,000	1,549,000	13,833,000	1,826,763	13,693,000	2,196,473	19,133,000
Grain, maize	290,313	44,220,000	247,561	38,048,000	231,830	38,404,000	280,824	49,973,000	282,444	46,349,000
Hides and skins, raw	1,439,000	40,392,000	1,236,000	3,300,000	1,635,000	11,049,000	734,000	9,497,000	660,000	7,540,000
" do "	288,750	22,912,000	286,879	23,136,000	252,202	22,472,000	245,058	22,840,000	242,053	22,547,000
" and steel wires	68,772	48,844,000	63,585	46,728,000	58,202	45,448,000	57,383	41,855,000	61,370	49,200,000
Leather and leather wares	377,582	39,354,000	424,145	43,548,000	412,256	46,014,000	491,033	52,077,000	448,709	42,341,000
Machinery, locomotive, &c	948,211	7,506,000	808,796	7,150,000	977,076	9,193,000	437,755	5,175,000	406,419	3,643,000
Oil, mineral	733,704	15,806,000	735,346	16,913,000	992,631	22,052,000	790,206	17,455,000	754,992	15,845,000
Rice	11,111	32,784,000	11,730	37,120,000	13,311	42,956,000	11,283	37,998,000	12,472	38,001,000
Silk and Hoss silk	3,851	28,518,000	4,336	32,300,000	4,800	36,792,000	4,063	31,623,000	4,295	29,440,000
Thrown and spun	190,364	51,942,000	180,883	51,354,000	203,179	53,839,000	214,471	55,551,000	222,017	56,206,000
Silk, mfrs.	165,244	9,804,000	96,842	9,372,000	87,566	9,536,000	110,457	10,077,000	131,794	10,134,000
Tobacco, raw and manufac- tured										
Wood, bone, &c., mfrs. of										

3-4 EDWARD VII., A. 1904

SESSIONAL PAPER No. 10

Wood, raw Met. Ctr.	308,822	77,026,000	319,139	89,811,000	328,148	121,775,000	297,017	88,302,000	346,714	90,805,000
" yarn "	65,381	57,864,000	56,127	52,420,000	61,122	51,919,000	60,808	59,220,000	58,530	54,111,000
" mfrs. "	20,069	22,665,000	19,454	21,822,000	20,151	21,116,000	21,109	26,280,000	21,387	23,913,000
Total value of principal and other articles		1,510,520,000		1,639,602,000		1,608,870,000		1,696,558,000		1,652,642,000

AUSTRIA-HUNGARY.

Total Quantities and Values of the Principal Articles of Domestic Produce Exported (Merchandise only) during the Years ended December 31, 1897 to 1901, inclusive.

NOTE: Kronen 20 3 cents. Metric Centner = 220 lbs.

ARTICLES.	1897.		1898.		1899.		1900.		1901.	
	Quantity.	Value.	Quantity.	Value.	Quantity.	Value.	Quantity.	Value.	Quantity.	Value.
		Kronen.		Kronen.		Kronen.		Kronen.		Kronen.
Animals, living—										
Mules and asses.....	59,659	50,386,000	46,387	41,588,000	61,215	51,344,000	79,529	56,987,000	61,253	50,231,000
Other.....	293,337	40,670,000	293,176	47,410,000	239,640	61,874,000	298,624	63,183,000	284,109	70,265,000
Butter(except artificial),Met. Ctr.	36,214	6,244,000	41,336	7,454,000	51,331	8,574,000	58,062	9,637,000	71,748	12,570,000
" margarine.....	24,075	1,604,000	7,388	553,000	30,315	2,476,000	24,752	1,980,000	33,821	3,069,000
Clothing, ready-made.....	15,212	19,028,000	16,893	20,610,000	17,949	22,290,000	17,280	23,191,000	16,851	23,872,000
Coal(chiefly lignite).....	88,109,090	64,380,000	91,767,006	72,184,000	95,420,000	78,516,000	86,735,000	84,973,400	88,254,000	95,045,000
Cotton, raw (includ. carded, waste and wadding).....	65,367	2,734,000	63,358	2,420,000	76,018	4,638,000	74,022	5,773,000	68,571	4,711,000
Cotton, mfrs.....	35,941	13,794,000	33,352	14,038,000	33,733	14,056,000	33,293	15,286,000	33,349	14,393,000
Eggs.....	944,531	87,842,000	957,961	79,996,000	1,040,475	85,218,000	1,087,875	99,263,000	1,068,856	96,540,000
Feathers.....	51,321	21,348,000	53,514	20,990,000	55,371	22,750,000	55,493	24,258,000	49,623	17,946,000
Glassware.....	590,820	41,740,000	593,044	43,448,000	553,391	49,894,000	571,902	52,650,000	533,578	49,115,000
Grain: Wheat.....	281,668	5,826,000	29,003	662,000	7,169	140,000	81,741	1,456,000	212,774	3,769,000
Barley.....	3,582,000	71,746,000	3,319,000	61,408,000	4,142,000	72,696,000	2,997,000	51,786,000	3,244,000	56,231,000
Hides and skins, raw.....	144,873	31,066,000	148,042	34,218,000	171,765	38,969,000	169,457	37,822,000	168,539	39,027,000
Hops.....	37,077	11,588,000	37,910	15,740,000	50,400	22,297,000	44,495	14,210,000	101,593	27,392,000
Iron and steel wares.....	210,643	27,906	227,243	24,790,000	352,986	26,696,000	483,679	30,186,000	503,872	29,731,000
Jewellery and fancy wares.....	27,906	39,622,000	29,739	40,878,000	33,009	46,487,000	37,316	48,336,000	39,438	48,221,000
Leather, mfrs. of.....	28,790	53,710,000	30,186	53,662,000	32,156	49,420,000	32,129	52,403,000	31,672	50,753,000
Linen, yarn.....	81,147	13,420,000	86,051	13,770,000	100,564	16,978,000	94,413	18,600,000	87,004	17,818,000
" mfrs.....	24,625	14,136,000	23,857	12,802,000	27,985	15,282,000	29,253	17,980,000	24,148	15,243,000
Malt.....	1,684,000	43,906,000	1,616,000	48,575,000	1,823,000	50,498,000	1,854,000	50,802,000	1,688,000	46,163,000
Paper, prepared and manu- factured.....	530,019	25,900,000	558,887	26,568,000	639,088	29,166,000	774,467	31,700,000	696,746	30,740,000
Pulse.....	587,006	9,974,000	886,990	16,292,000	849,578	14,488,000	938,919	16,655,000	894,236	13,260,000
Silk and floss silk—										
Thrown and spun.....	4,180	11,958,000	4,396	12,560,000	4,544	15,033,000	3,761	12,464,000	4,657	15,932,000
Silks, mfrs.....	7,101	14,964,000	6,657	14,286,000	6,886	15,465,000	6,390	13,884,000	6,390	13,970,000
Sugar, raw.....	57,265	11,952,000	314,908	6,890,000	1,495,000	34,747,000	1,346,847	32,030,000	757,786	15,481,000
" refined.....	4,225,079	110,735,000	4,401,630	127,231,000	5,043,251	158,373,000	5,229,112	154,594,000	6,246,163	161,187,000

SESSIONAL PAPER No. 10

Wood, common, home, &c., unmanufactured.....Met. Ctr.	17,193,000	69,122,000	21,004,000	88,838,000	23,663,000	106,276,000	24,495,000	114,803,000	22,776,000	97,305,000
Wood, common, home, &c., half manufactured.....	12,810,000	99,036,000	14,383,000	110,410,000	16,133,000	126,447,000	17,541,000	139,537,000	15,781,000	122,693,000
Wooden wares.....	397,664	39,624,000	406,397	41,366,000	429,296	44,543,000	450,918	47,637,000	409,502	43,046,000
Wood, raw.....	79,957	21,176,000	78,305	21,586,000	98,868	32,912,000	80,380	22,693,000	79,446	19,640,000
" mfts.....	46,396	36,928,000	50,537	41,466,000	47,985	42,438,000	45,066	41,087,000	51,154	44,022,000
Total value of principal and other articles.....	1,532,488,000	1,615,244,000	1,861,592,000	1,942,003,000	1,885,457,000

VALUE of the Total Imports for Home Consumption and Exports of Domestic Produce from and to each Principal Country during the Years ended December 31, 1898 to 1902, inclusive.

Note.—Franc=19 3 cents.

	IMPORTS.					EXPORTS.				
	1898.	1899.	1900.	1901.	1902.	1898.	1899.	1900.	1901.	1902.
	Francs.	Francs.	Francs.	Francs.	Francs.	Francs.	Francs.	Francs.	Francs.	Francs.
Great Britain.....	283,920,000	300,856,000	299,305,000	269,365,000	283,920,000	306,515,000	350,797,000	359,051,000	312,025,000	338,901,000
Argentine Republic.....	100,084,000	118,223,000	118,563,000	99,508,000	103,540,000	20,600,000	19,616,000	20,989,000	21,017,000	13,512,000
Austria-Hungary.....	6,762,000	10,466,000	13,950,000	11,712,000	9,725,000	8,981,000	12,322,000	11,062,000	14,197,000	12,002,000
Australasia.....	33,543,000	63,754,000	37,415,000	43,757,000	44,998,000	7,610,000	10,494,000	14,088,000	13,473,000	9,663,000
Barbary State.....	5,055,000	7,363,000	5,459,000	8,888,000	8,814,000	4,349,000	4,349,000	4,332,000	4,368,000	15,233,000
Brazil.....	43,463,000	52,013,000	40,954,000	36,526,000	26,859,000	14,323,000	10,990,000	9,337,000	14,932,000	15,233,000
British East Indies.....	92,166,000	84,740,000	30,862,000	71,406,000	85,070,000	18,053,000	15,229,000	17,594,000	23,468,000	21,596,000
Canada.....	6,837,000	11,697,000	16,543,000	12,168,000	11,283,000	12,574,000	15,782,000	11,314,000	9,143,000
Bulgaria.....	1,139,000	425,000	3,518,000	5,373,000	16,922,000	6,375,000	651,000	358,000	1,101,000	773,000
Chile and Peru.....	23,112,000	32,366,000	30,571,000	36,990,000	32,260,000	11,419,000	5,741,000	8,876,000	6,994,000	7,677,000
China.....	3,409,000	5,457,000	4,840,000	8,587,000	9,209,000	16,959,000	17,230,000	17,147,000	22,458,000
Congo State.....	21,180,000	38,679,000	46,628,000	42,797,000	42,090,000	8,923,000	9,242,000	11,515,000	8,868,000	7,158,000
Denmark.....	2,363,000	1,397,000	1,397,000	2,369,000	8,923,000	9,706,000	7,728,000	8,890,000	10,556,000
Egypt.....	894,000	2,046,000	3,435,000	3,297,000	3,397,000	18,127,000	20,683,000	14,628,000	13,201,000	21,192,000
France.....	31,322,000	38,942,000	37,546,000	350,953,000	385,836,000	331,963,000	345,865,000	426,092,000	350,398,000	357,337,000
Germany.....	245,319,000	285,429,000	323,890,000	299,936,000	331,142,000	431,232,000	185,527,000	426,564,000	115,349,000	428,540,000
Greece.....	9,362,000	12,404,000	7,105,000	11,659,000	6,718,000	6,435,000	6,415,000	4,628,000	5,650,000	5,490,000
Holland.....	164,961,000	169,043,000	196,382,000	199,654,000	207,974,000	263,154,000	211,842,000	217,903,000	201,194,000	218,209,000
Italy.....	24,388,000	26,443,000	27,123,000	28,212,000	30,627,000	32,604,000	30,853,000	32,121,000	29,360,000	32,294,000
Norway and Sweden.....	52,469,000	62,294,000	58,296,000	60,635,000	64,831,000	20,733,000	23,765,000	17,768,000	17,461,000	23,964,000
Portugal.....	6,519,000	6,895,000	6,308,000	6,846,000	5,004,000	11,134,000	12,013,000	12,116,000	10,759,000	12,297,000
Roumania.....	79,812,000	35,296,000	73,546,000	83,495,000	145,845,000	10,044,000	4,434,000	4,434,000	3,920,000	4,633,000
Russia.....	129,920,000	131,880,000	125,332,000	105,921,000	147,368,000	11,161,000	43,650,000	31,483,000	29,268,000	33,127,000
Spain.....	37,362,000	43,656,000	41,334,000	34,364,000	33,481,000	23,163,000	33,306,000	36,666,000	53,052,000	41,113,000
Switzerland.....	6,008,000	5,162,000	6,496,000	7,036,000	7,130,000	34,886,000	41,839,000	30,634,000	24,818,000	24,803,000
Turkey.....	15,214,000	11,345,000	14,398,000	15,741,000	21,920,000	18,029,000	12,646,000	12,297,000	17,724,000	17,386,000
United States.....	303,095,000	280,083,000	266,674,000	335,675,000	275,841,000	51,576,000	65,354,000	76,891,000	78,451,000	88,898,000
Uruguay.....	14,538,000	16,548,000	11,406,000	9,218,000	10,670,000	1,677,000	1,677,000	1,564,000	2,444,000	1,780,000
Other Countries.....	35,284,000	20,100,000	20,154,000	20,635,000	24,730,000	109,389,000	102,244,000	79,236,000	81,149,000	100,903,000
Totals.....	2,014,757,000	2,260,243,000	2,215,753,000	2,220,992,000	2,380,683,000	1,787,067,000	1,949,292,000	1,922,884,000	1,828,232,000	1,925,490,000

* Including Zanzibar. † Including Azores, Cape Verde Islands and Madeira.

BELGIUM.

Total Quantities and Values of the Principal Articles Entered for Consumption (Merchandise only) during the Years ended December 31, 1898 to 1902, inclusive *Cont.*

Note. Frame 19.3 cents. Kilog 2.204 lbs. Tomie 2.204 lbs. Hectolitre 22.024 galls. Cub metre 35.31 cub. ft.

ARTICLES.	1898.		1899.		1900.		1901.		1902.	
	Quantity.	Value. Francs.	Quantity.	Value. Francs.	Quantity.	Value. Francs.	Quantity.	Value. Francs.	Quantity.	Value. Francs.
Seeds, oleaginous..... Kilog.	260,463,000	65,203,000	271,151,000	62,551,000	186,352,000	46,900,000	239,778,343	65,125,000	271,245,719	73,515,000
Silk, raw..... "	66,485	997,000	119,000	1,193,000	61,009	509,000	52,895	370,000	157,784	1,262,000
" manufactures..... Kilog.	32,874,000	19,901,000	32,980,000	21,494,000	37,853,000	25,179,000	36,852,301	32,643,000	36,486,517	33,611,000
Tallow and other fats..... Kilog.	16,139,000	9,683,000	14,468,000	10,128,000	11,762,000	12,518,000	11,796,844	12,873,000	14,026,151	11,221,000
Tow..... Hectolitres	966,687	25,723,000	281,575	27,172,000	311,090	30,251,000	313,748	26,082,000	315,857	26,065,000
Wine..... Hectolitres	1,047,361	91,802,000	1,101,906	163,439,000	1,175,179	114,068,000	1,140,638	111,925,000	1,233,010	118,148,000
Wood for building..... Cub. metres.	46,250,000	92,501,000	62,381,000	187,151,000	41,956,000	83,912,000	53,129,841	101,517,000	55,455,091	121,099,000
Wool, raw..... Kilog.		21,671,000		22,191,000		21,076,000		20,471,000		20,095,000
Total value of principal and other articles.....		2,041,727,000		2,260,243,000		2,215,753,000		2,220,962,000		2,380,683,000

SESSIONAL PAPER No. 10

BELGIUM.

TOTAL Quantities and Values of the Principal Articles of Domestic Produce Exported (Merchandise only) during the Years ended December 31, 1898 to 1902, inclusive.

NOTE.—Franc=19·3 cents. Kilog=2·204 lbs.

ARTICLES.	1898.		1899.		1900.		1901.		1902.	
	Quantity.	Value.	Quantity.	Value.	Quantity.	Value.	Quantity.	Value.	Quantity.	Value.
Animals, horses	No.			Francs.		Francs.		Francs.		Francs.
Arms	29,987	34,946,000	27,589	32,932,000	24,748	29,361,000	21,890	23,224,000	24,949	26,038,000
Butter, fresh and salted	Kilog.	16,661,000	17,749,000	17,491,000	17,388,000	17,388,000	17,388,000	17,060,000	15,293,000	13,911,000
" margarine	"	2,941,000	7,528,000	3,065,000	7,942,000	2,620,000	2,680,388	7,306,000	2,559,763	6,911,000
Candles	"	299,000	343,000	435,000	522,000	367,000	389,000	429,542	730,141	486,000
Coal	"	4,094,000	4,010,000	4,812,000	4,699,000	4,397,000	4,097,130	4,326,000	3,726,254	4,140,000
Coke	"	5,246,000	88,061,000	5,094,000	95,390,000	5,866,000	128,581,000	5,534,735	5,749,979	110,741,000
Cotton manufactures	"	878,000	19,325,000	1,069,000	25,218,000	1,073,000	32,736,000	829,424	19,823,000	18,958,000
Dramonds, cut	"	23,253,000	67,053,000	25,437,000	67,026,000	30,844,000	80,845,000	29,688,000	32,539,000	32,539,000
Flax, raw	"	36,980,000	51,773,000	33,429,000	48,472,000	27,927,000	51,666,000	53,938,000	41,091,034	44,277,000
Glass and glassware	Kilog.	80,609,000	103,005,000	87,829,000	87,829,000	76,840,000	80,346,000	80,346,000	80,128,000	80,128,000
Grain of all kinds except rice	Kilog.	626,823,000	109,065,000	602,206,000	88,208,000	452,115,000	65,413,000	543,025,094	92,521,000	92,521,000
Hides, raw	"	29,773,000	49,716,000	37,618,000	52,665,000	30,812,000	47,836,000	44,407,951	51,069,000	55,254,000
Iron and steel :—										
Iron, hammered, drawn or rolled	Kilog.	385,524,000	55,487,000	375,878,000	58,776,000	269,681,000	45,684,000	369,177,237	47,261,000	49,763,000
Iron, wrought	"	79,236,000	25,842,000	88,857,000	30,366,000	92,340,000	36,429,000	74,722,970	26,660,000	29,882,000
Steel, in pigs, bars, wire, &c	"	177,280,040	24,376,000	157,974,000	24,048,000	147,049,000	24,384,000	163,335,379	84,883,954	33,398,000
Linen and other vegetable fibres—										
Fibre, yarn	Kilog.	33,652,000	33,325,000	31,194,000	30,739,000	28,877,000	25,854,000	36,341,766	31,536,000	48,735,000
Hemp, jute and mfrs. of machinery :—	Kilog.	23,268,000	59,647,000	27,398,000	79,581,000	23,773,000	79,406,000	22,442,323	78,744,000	87,189,000
Locomotives, railway carriages, &c	"	13,887,000	13,887,000	16,408,000	16,408,000	16,077,000	16,077,000	14,153,000	14,153,000	15,948,000
Machinery, other	"	47,618,000	47,618,000	59,826,000	59,826,000	57,671,000	57,671,000	47,143,000	32,128,669	32,128,669
Meats	"	24,333,000	24,333,000	19,953,000	23,226,000	17,408,000	21,724,000	12,996,519	41,243,000	30,798,000
Paper (including paper hangings)	Kilog.	19,991,000	19,991,000	19,953,000	23,226,000	17,408,000	21,724,000	12,996,519	17,188,000	14,383,000
Resins and bitumens (including petroleum)	"	36,496,090	14,324,000	41,153,000	15,877,000	40,206,000	21,491,000	33,613,899	17,031,000	18,338,000
"	"	128,145,000	30,313,000	140,509,000	32,988,000	121,540,000	28,712,000	108,999,602	25,618,000	29,791,000

BELGIUM.

Total Quantities and Values of the Principal Articles of Domestic Produce Exported (Merchandise only) during the Years ended December 31, 1898 to 1902, inclusive — *Cont.*

Note. Franc 100 cents. Kilog. 2.204 lbs.

ARTICLES.	1898.		1899.		1900.		1901.		1902.	
	Quantity.	Value.	Quantity.	Value.	Quantity.	Value.	Quantity.	Value.	Quantity.	Value.
		Francs.		Francs.		Francs.		Francs.		Francs.
Salt of soda.....Kilog.	60,410,000	8,307,000	58,199,000	8,392,000	75,492,000	11,361,000	82,655,859	12,654,000	60,465,940	9,795,000
Stone, rough and brown.....	36,715,000	36,715,000	28,833,000	28,833,000	43,239,000	43,239,000	36,316,000	36,316,000	31,046,000	31,046,000
Sugar, raw.....Kilog.	125,188,000	27,511,000	187,859,000	43,086,000	247,998,000	50,329,000	183,401,638	36,681,000	99,366,821	15,995,000
" refined....."	47,782,000	17,679,000	17,889,000	17,719,000	32,759,000	19,221,000	49,848,881	17,946,000	31,427,089	12,394,000
Tallow and other fat....."	37,335,000	21,774,000	33,351,000	22,209,000	36,652,000	25,731,000	37,797,488	30,755,000	36,598,786	31,795,000
Woolen yarn....."	8,357,000	38,226,000	9,426,000	50,063,000	8,379,000	32,336,000	7,733,306	29,236,000	9,054,898	38,788,000
" manufactures....."	15,511,000	15,511,000	101,211,000	15,614,000	13,938,000	13,938,000	13,938,000	13,786,000	15,083,000	15,083,000
Zinc, unwrought.....Kilog.	108,307,000	54,037,000	101,211,000	52,617,000	99,233,000	49,617,000	106,655,945	44,456,000	118,117,809	53,453,000
Total value of principal and other articles.....		1,787,007,000		1,949,292,000		1,922,881,000		1,828,232,000		1,925,490,000

CHILE.

VALUE of the Total Imports for Consumption and Exports of Domestic Produce from and to each Principal Country during the Years ended December 31, 1898 to 1902, inclusive. (Including Coin and Bullion.)

Note.—Peso Fuerte=36.5 cents.

IMPORTS.					EXPORTS.				
1898.	1899.	1900.	1901.	1902.	1898.	1900.	1901.	1902.	
Pesos, Fuert.	Pesos, Fuert.	Pesos, Fuert.	Pesos, Fuert.	Pesos, Fuert.	Pesos, Fuert.	Pesos, Fuert.	Pesos, Fuert.	Pesos, Fuert.	
38,424,000	44,338,000	42,482,000	50,188,344		111,325,000	110,528,000	123,131,000	116,294,547	
3,711,000	2,486,000	2,538,000	3,385,001		419,000	305,000	388,000	222,967	
2,298,000	758,000	9,313,000	8,400,125					600	
844,000	1,921,000	1,006,000	1,480,391		13,000	343,000	5,000	11,045	
1,721,000	1,777,000	1,540,000	1,894,307		869,000	186,000	149,000	157,078	
375,000	365,000	510,000	440,848						
1,085,000	1,747,000	1,976,000	1,875,054		587,000	545,000	575,000	405,966	
5,320,000	5,525,000	9,290,000	9,314,536		11,315,000	9,334,000	7,917,000	11,109,399	
26,397,000	29,740,000	34,322,000	34,363,068		24,583,000	26,922,000	29,068,000	29,553,510	
1,046,000	925,000	1,138,000	731,207						
5,671,000	1,337,000	2,252,000	2,544,807						
5,869,000	5,185,000	6,715,000	4,965,847						
393,000	487,000	799,000	758,818						
9,399,000	8,198,000	12,099,000	16,526,323		249,000	870,000	5,000	339,791	
2,457,000	1,336,000	2,011,000	1,422,244		2,958,000	4,218,000	1,612,000	829,812	
881,000	1,526,000	1,467,000	1,597,146		1,000	1,000	19,000	12	
					7,643,000	7,350,000	6,382,000	14,637,447	
					670,000	829,000	509,000	600,441	
					7,497,000	7,645,000	833,000	700,363	
102,262,000	106,260,000	128,538,000	139,300,766		168,069,000	163,106,000	161,643,000	171,844,976	
									Returns not to hand.

Totals.....

Returns not to hand.

CHILE.

Total Quantities and Values of the Principal Articles, Imported for Consumption during the Years ended December 31, 1898, to 1902, inclusive.

NOTE:—Peso Fuerte = 36.5 cents. Kilog = 2.204 lbs., Tonne = 2,204 lbs.

ARTICLES.	1898.		1899.		1900.		1901.		1902.	
	Quantity.	Value.	Quantity.	Value.	Quantity.	Value.	Quantity.	Value.	Quantity.	Value.
Animals, living										
Horses, mules and asses. No.	1,897	94,000	4,411	218,000	2,189	133,000	12,234	632,330		
Oxen and cows.....	42,512	3,302,000	27,561	1,812,000	27,893	2,290,000	47,267	2,638,151		
Sheep.....	16,935	67,000	10,814	67,000	9,137	46,000	6,069	26,270		
Candles..... Kilogs.	1,633,000	1,482,000	2,023,000	1,817,000	756,000	673,000	233,000	213,000		
Coal..... Tonnes	633,000	13,102,000	624,000	12,463,000	675,000	13,494,000	719,000	11,388,000		
Coffee..... Kilogs.	1,420,000	2,272,000	1,498,000	2,397,000	1,175,000	1,863,000	1,919,082	3,118,531		
Cotton piece goods (pure).....	5,416,289	9,497,000	6,721,496	12,747,000	6,987,650	13,295,000	9,149,000	15,559,000		
Cotton yarns.....		654,000		1,139,000		1,387,000		1,098,000		
Drugs.....		1,348,000		1,536,000		2,192,000				
Hardware, &c.....		1,591,000		1,473,000		1,972,000				
Iron.....										
Bars, blocks and ingots, Kilogs.	6,774,000	772,000	9,137,000	992,000	11,088,000	1,174,000	17,402,000	1,729,000		
Sheets (galvanized or not).....	12,280,000	1,660,000	6,384,000	760,000	10,855,000	1,460,000	14,059,000	1,915,000		
Tubing.....	2,651,000	576,000	3,446,000	657,000	5,688,000	1,013,000	4,134,000	828,000		
Rails.....	2,213,000	172,000	2,350,000	253,000	4,074,000	326,000	23,841,000	1,906,000		
Machinery—										
Agricultural, mining, industrial, &c.....		1,390,000		2,049,000		2,874,000		6,290,000		
Sawing machines.....		81,000		69,000		316,000		266,000		
All other machinery.....		770,000		678,000		668,000		1,465,000		
Oils—Mineral for lighting, Kilogs.	13,667,000	1,626,000	14,374,000	1,748,000	13,756,000	2,077,000	19,116,000	1,945,000		
Paper of all kinds.....		2,249,000		2,726,000		2,892,000		2,098,000		
Railway materials.....		623,000		1,783,000		519,000				
Sacks, empty..... Kilogs.	13,886,000	2,966,000	16,540,000	3,316,000	14,655,000	2,983,000	12,294,000	2,466,000		
Steel in bars, plates, &c.....	1,369,000	166,000	1,686,000	294,000	3,796,000	451,000	4,327,000	790,000		
Sugar, raw and refined.....	47,380,000	6,613,000	40,837,000	5,486,000	50,688,000	6,524,000	7,319,119	4,992,314		
Tea.....	674,000	1,347,000	797,000	1,615,000	953,000	1,906,000	872,884	1,745,768		
Wire of all kinds.....		783,000		1,584,000		1,153,000		1,001,000		
Wood for building.....		214,000		716,000		623,000		1,391,000		
										Returns not to hand.
										Returns not to hand.

SESSIONAL PAPER No. 10

Wollen manufactures—									
Piece goods of pure wool Kiloggs.	273,691	2,998,000	208,353	3,032,000	1,078,411	4,517,000	368,901	4,747,188	
" mixed..... "	101,866	743,000	106,041	805,000	218,443	1,616,000			
Yerba mate..... "	4,945,000	2,377,000	5,098,000	2,433,000	3,610,000	1,732,000	3,222,000	1,516,563	
Total value of principal and other articles.....		102,262,000		106,260,000		128,538,000		139,300,766	

TABLE.

TOTAL QUANTITIES AND VALUES OF THE PRINCIPAL ARTICLES OF DOMESTIC PRODUCE EXPORTED DURING THE YEARS ENDED DECEMBER 31, 1898 TO 1902, INCLUSIVE.

NOTE: PESO FUERTE—36.5 CENTS. KILOG—2.204 LBS. TONELADE—2,000 LBS.

ARTICLES.	1898.		1899.		1900.		1901.		1902.	
	Quantity.	Value.	Quantity.	Value.	Quantity.	Value.	Quantity.	Value.	Quantity.	Value.
Animals, living		Pesos Fuert.		Pesos Fuert.		Pesos Fuert.		Pesos Fuert.		Pesos Fuert.
Horses and mules	1,219	105,000	1,740	160,000	1,185	130,000	1,307	123,570		
Oxen and cows	1,292	151,000	2,056	217,000	3,692	323,000	2,251	270,000		
Sheep	2,241	222,000	3,373	21,000	3,300	37,000	3,642	25,000		
Bovate of hinc	7,028,000	1,125,000	11,951,000	2,243,000	13,177,000	1,318,000	11,151,671	1,302,101		
Coal	397,642	4,739,000	255,166	3,103,000	336,886	1,232,000	333,000	1,587,000		
Copper in bars (or ingots), Kilogs.	20,600,000	13,759,000	17,311,000	14,928,000	22,031,000	17,893,000	24,479,922	19,627,114		
Flour of all kinds	6,072,000	912,000	7,124,000	997,000	1,516,000	229,000	357,203	33,887		
Grain										
Wheat	76,965,000	7,696,000	15,811,000	4,581,000	9,411,000	911,000	1,560,810	156,081		
Barley	18,350,000	1,656,000	26,192,000	2,430,000	24,039,000	1,472,000	13,613,191	1,178,201		
Gnano	488,000	29,000	23,482,000	939,000	31,135,000	1,377,000	8,250,100	329,924		
Hides and skins—										
Ox hides	3,442,000	1,316,000	2,105,000	881,000	822,000	135,000	1,294,794	686,737		
Goat skins	237,000	95,000	372,000	153,000	288,000	113,000	347,359	139,079		
Chinchilla	32,691	711,000	36,298	969,000	30,913	790,000	32,115	805,391		
Leather (Yuto), Kilogs.	235,000	3,170,000	301,000	4,198,000	318,000	4,043,000	284,726	3,559,675		
Leather for soles (Sutras)		3,103,000		2,449,000		2,348,000		2,169,792		
Ores										
Silver	281,000	205,000	302,000	248,000	225,000	131,000	6,165,938	4,929,315		
Copper	20,301,000	2,023,000	35,854,000	3,385,000	20,213,000	2,021,000	13,928,701	1,614,178		
Manganese	20,851,000	447,000	10,931,000	1,228,000	25,715,000	761,000	18,480,298	564,409		
Soda, nitrate of (Sulfite)										
1,000 "	1,291,227	90,675,000	1,380,718	98,650,000	1,465,935	109,945,000	1,291,958	118,860,131		
1,000 "	4,284,000	3,071,000	4,184,000	2,170,000	3,959,000	1,536,000	3,448,248	1,298,941		
Wool, raw										
Total value of principal and other articles		168,069,000		163,106,000		161,643,000		171,844,976		
Returns not to hand.										Returns not to hand.

VALUE of the Total Imports and Exports of Merchandise from and to each Principal Country during the Years ended December 31, 1898 to 1902, inclusive.

NOTE: The average value of the Haikwan Tael for 1898 was about 70 cts., 1899, 73 cts., 1900, 75 cts., 1901, 72 cts., and for 1902, 63 cts.

		IMPORTS.					EXPORTS.												
		COUNTRIES.																	
1898.	Haikwan Tael.	1899.	Haikwan Tael.	1900.	Haikwan Tael.	1901.	Haikwan Tael.	1902.	Haikwan Tael.	1898.	Haikwan Tael.	1899.	Haikwan Tael.	1900.	Haikwan Tael.	1901.	Haikwan Tael.	1902.	Haikwan Tael.
34,962,000	40,161,000	40,161,000	45,467,000	41,224,000	57,625,000	41,224,000	57,625,000	57,625,000	10,716,000	10,716,000	13,963,000	9,356,000	9,356,000	8,561,000	10,344,000	8,561,000	10,344,000	10,344,000	10,344,000
221,000	273,000	273,000	518,000	574,000	302,000	574,000	302,000	302,000	914,000	914,000	670,000	801,000	801,000	173,000	21,000	173,000	21,000	21,000	21,000
1,965,000	1,209,000	1,209,000	654,000	1,635,000	2,883,000	1,635,000	2,883,000	2,883,000	286,000	286,000	257,000	224,000	224,000	390,000	184,000	390,000	184,000	184,000	184,000
97,214,000	118,096,000	118,096,000	93,847,000	120,330,000	135,324,000	120,330,000	135,324,000	135,324,000	368,000	368,000	260,000	458,000	458,000	63,962,000	71,435,000	63,962,000	71,435,000	71,435,000	71,435,000
19,136,000	31,911,000	31,911,000	16,816,000	28,349,000	33,037,000	28,349,000	33,037,000	33,037,000	62,084,000	62,084,000	71,846,000	71,846,000	63,962,000	181,000	181,000	71,846,000	181,000	181,000	181,000
2,620,000	3,646,000	3,646,000	2,625,000	3,829,000	4,109,000	3,829,000	4,109,000	4,109,000	1,324,000	1,324,000	1,731,000	2,865,000	2,865,000	2,435,000	2,832,000	2,435,000	2,832,000	2,832,000	2,832,000
156,118,000	195,296,000	195,296,000	159,927,000	196,541,000	231,430,000	196,541,000	231,430,000	231,430,000	77,844,000	77,844,000	90,939,000	80,161,000	80,161,000	86,483,000	99,434,000	86,483,000	99,434,000	99,434,000	99,434,000
Totals, British Empire.																			
<i>All Other Countries.</i>																			
423,000	1,611,000	1,611,000	986,000	887,000	1,851,000	887,000	1,851,000	1,851,000	780,000	780,000	946,000	946,000	1,303,000	1,455,000	1,303,000	1,455,000	1,455,000	1,455,000	1,455,000
9,398,000	10,172,000	10,172,000	10,273,000	17,046,000	18,485,000	17,046,000	18,485,000	18,485,000	25,929,000	25,929,000	36,764,000	36,764,000	24,977,000	29,269,000	24,977,000	29,269,000	29,269,000	29,269,000	29,269,000
27,376,000	35,897,000	35,897,000	25,753,000	32,568,000	35,312,000	32,568,000	35,312,000	35,312,000	16,093,000	16,093,000	17,251,000	17,251,000	16,938,000	16,876,000	16,938,000	16,876,000	16,876,000	16,876,000	16,876,000
1,445,000	629,000	629,000	600,000	490,000	1,310,000	490,000	1,310,000	1,310,000	347,000	347,000	355,000	355,000	333,000	409,000	333,000	409,000	409,000	409,000	409,000
3,948,000	3,493,000	3,493,000	2,236,000	1,868,000	2,491,000	1,868,000	2,491,000	2,491,000	5,382,000	5,382,000	5,824,000	5,824,000	4,710,000	5,240,000	4,710,000	5,240,000	5,240,000	5,240,000	5,240,000
14,000	22,000	22,000	13,000	14,000	838,000	14,000	838,000	838,000	86,000	86,000	62,000	86,000	114,000	84,000	114,000	84,000	84,000	84,000	84,000
1,000	3,233,000	3,233,000	4,237,000	3,000	889,000	3,000	889,000	889,000	9,796,000	9,796,000	9,988,000	9,988,000	832,000	1,702,000	832,000	1,702,000	1,702,000	1,702,000	1,702,000
1,454,000	289,000	289,000	137,000	347,000	345,000	347,000	345,000	345,000	5,005,000	5,005,000	5,343,000	5,343,000	6,390,000	4,831,000	6,390,000	4,831,000	4,831,000	4,831,000	4,831,000
299,000	280,000	280,000	6,000	143,000	985,000	143,000	985,000	985,000	2,997,000	2,997,000	3,223,000	3,223,000	5,192,000	2,748,000	5,192,000	2,748,000	2,748,000	2,748,000	2,748,000
206,000	67,000	67,000			30,000		30,000	30,000	699,000	699,000	904,000	904,000	715,000	15,000	715,000	15,000	15,000	15,000	15,000
1,000,000	812,000	812,000	1,237,000	693,000	1,395,000	693,000	1,395,000	1,395,000	2,092,000	2,092,000	2,497,000	2,497,000	2,605,000	3,102,000	2,605,000	3,102,000	3,102,000	3,102,000	3,102,000
Turkey in Asia, Persia, Egypt, Algeria, Aden, &c.																			

CHINA.

VALUE of the Total Imports and Exports of Merchandise from and to each Principal Country during the Years ended December 31, 1898 to 1902, inclusive *Cont.*

NOTE:—The average value of the Haikwan Taed for 1898 was about 70 cts., 1899, 73 cts., 1900, 75 cts., 1901, 72 cts., and for 1902, 63 cts.

IMPORTS.		EXPORTS.						
		COUNTRIES.						
1898.	1899.	1900.	1901.	1902.	1898.	1900.	1901.	1902.
Haikwan Taeds.	Haikwan Taeds.	Haikwan Taeds.	Haikwan Taeds.	Haikwan Taeds.	Haikwan Taeds.	Haikwan Taeds.	Haikwan Taeds.	Haikwan Taeds.
17,163,000	22,289,000	16,724,000	23,530,000	30,133,000	11,987,000	21,686,000	11,752,000	24,940,000
62,627,000	78,469,000	62,202,000	80,599,000	94,116,000	81,193,000	104,846,000	78,836,000	83,174,000
218,745,000	273,756,000	222,129,000	277,140,000	325,546,000	159,667,000	195,785,000	138,997,000	169,657,000
					<i>All Other Countries:—</i>			
					United States			
					Totals, Foreign Countries			
					Grand totals			

*The imports from Hong Kong come originally from, and the exports to that colony are further carried on to, Great Britain, America, Australia, India, &c., and coast ports of China. In addition to the imports, to which the values given in the above table are confined, the South of China is supplied with opium and other articles imported from Singapore, Siam and other foreign places in native vessels.

SESSIONAL PAPER No. 10

CHINA.

Total Quantities and Values of the Principal Articles Entered for Consumption (Merchandise only) during the Years ended December 31, 1898 to 1902, inclusive.

NOTE:—The average value of the Haikwan Taol for 1898 was about 70 cts., 1899, 73 cts., 1900, 75 cts., 1901, 72 cts., and for 1902, 63 cts. Picul=133.3 lbs. Gallon and Ton, same as Canadian.

ARTICLES.	1898.		1899.		1900.		1901.		1902.	
	Quantity.	Value. Haikwan Taels.	Quantity.	Value. Haikwan Taels.	Quantity.	Value. Haikwan Taels.	Quantity.	Value. Haikwan Taels.	Quantity.	Value. Haikwan Taels.
Aniline dyes.....		1,261,000		1,734,000		1,637,000		1,618,000		2,181,000
Bags of all kinds.....	7,095,492	368,000	11,563,527	698,000	10,010,218	593,000	13,414,140	1,035,000	14,470,318	1,698,000
Bicho de mar.....	37,047	987,000	37,581	1,065,000	29,561	683,000	37,687	797,000	41,124	1,130,000
Cigars and cigarettes.....		687,000		870,000		1,012,000		2,218,000		1,999,000
Clothing, hats, &c.....		425,000		508,000		667,000		963,000		1,257,000
Coal.....	730,606	5,281,000	859,370	6,397,000	864,158	6,388,000	1,152,939	8,352,000	1,173,621	6,843,000
Cotton, raw.....	229,005	2,840,000	278,366	3,476,000	134,750	1,833,000	254,855	3,868,000	248,366	3,858,000
Cotton, yarn and thread.....	1,962,537	39,295,000	2,748,644	54,941,000	1,490,732	30,187,000	2,276,369	49,012,000	2,452,864	54,794,000
" gray, shirtings.....	5,131,157	11,293,000	5,130,896	11,254,000	4,502,138	11,262,000	4,121,655	10,314,000	6,317,698	15,648,000
" shirting, other.....	2,380,338	7,241,000	3,022,982	8,793,000	2,737,347	8,740,000	2,834,862	9,015,000	3,083,630	12,917,000
" manufactures.....		19,790,000		28,477,000		25,417,000		30,711,000		44,186,000
Total cotton yarn and manufactures.....		77,619,000		163,465,000		75,606,000		99,652,000		127,545,000
Fish and fishery products.....	268,418	3,162,000	335,115	3,849,000	307,879	3,391,000	352,820	4,275,000	339,947	3,829,000
Flour.....		1,775,000		3,189,000		3,330,000		4,727,000		3,841,000
Ginseng.....	4,814	2,545,000	5,107	1,806,000	4,032	1,621,000	4,280	1,182,000	3,839	1,615,000
Machinery.....		1,759,000		1,527,000		1,450,000		1,290,000		794,000
Matches.....	11,352,304	2,597,000	11,315,147	2,713,000	9,274,108	2,255,000	13,157,659	3,067,000	15,206,000	3,585,000
Medicines.....		832,000		808,000		771,000		939,000		1,232,000
Metals of all kinds—										
Copper and mfrs. of.....	37,916	765,000	24,269	685,000	24,813	720,000	12,342	380,000	33,566	942,000
Iron and mfrs. of.....	1,577,445	3,636,000	1,212,369	3,130,000	895,887	2,713,000	1,104,939	3,130,000	1,162,410	3,182,000
Lead and quicksilver.....	148,337	946,000	156,788	1,057,000	89,273	622,000	154,901	981,000	136,563	836,000
Tin and tin plates.....	164,990	2,179,000	56,329	1,569,000	80,218	2,207,000	152,601	3,414,000	117,759	3,800,000
Other metals, &c.....		2,261,000		2,767,000		2,916,000		2,524,000		1,815,000
Totals.....		9,787,000		9,208,000		9,178,000		10,429,000		10,575,000

3-4 EDWARD VII., A. 1904

C.H.N.A.

Total Quantities and Values of the Principal Articles Entered for Consumption (Merchandise only) during the Years ended December 31, 1898 to 1902, inclusive.

Note: The average value of the Haikwan Taol for 1898 was about 70 cts., 1899, 73 cts., 1900, 75 cts., 1901, 72 cts., and for 1902, 63 cts. Fiscal 133 3 lbs. Galon and Ton, same as Canadian.

1902.

1901

1900.

1899.

1898.

ARTICLES.

	1898.		1899.		1900.		1901		1902.	
	Quantity.	Value.	Quantity.	Value.	Quantity.	Value.	Quantity.	Value.	Quantity.	Value.
		Haikwan Taels.		Haikwan Taels.		Haikwan Taels.		Haikwan Taels.		Haikwan Taels.
Oil, kerosene: American Galls.	50,081,015	6,798,000	40,724,989	6,502,000	30,447,112	6,304,000	57,759,677	8,633,000	15,287,807	6,828,000
Russian " "	19,926,246	2,292,000	35,633,116	4,891,000	32,708,757	5,148,000	32,486,070	1,276,000	10,165,886	1,283,000
Sumatra " "	29,871,865	2,915,000	11,993,292	1,608,000	16,124,155	2,363,000	40,640,049	1,353,000	33,797,431	3,372,000
Opium Malwa " " Pounds	18,980	11,902,000	28,361	18,112,000	22,872	11,294,000	21,774	11,996,000	17,776	13,579,000
Patna " " " "	18,199	10,371,000	18,748	10,813,000	15,859	10,027,000	17,468	11,275,000	20,308	13,563,000
Benares " " " "	10,462	5,392,000	11,009	6,227,000	9,980	6,420,000	9,788	6,422,000	10,446	7,147,000
Other " " " "	1,841	491,000	982	541,000	490	290,000	436	213,000	2,271	1,102,000
Totals.....	49,785	29,296,000	59,100	35,793,000	49,291	31,031,000	49,166	32,363,000	50,801	35,457,000
Pepper, black and white... Pounds	15,558	182,000	33,741	398,000	21,751	411,000	37,960	766,000	21,887	478,000
Rice.....	4,645,360	10,449,000	7,363,217	17,813,000	6,207,226	11,377,000	4,411,699	7,051,000	9,730,654	23,611,000
Sandalwood " "	92,477	1,035,000	101,634	1,188,000	73,075	933,000	97,274	1,212,000	138,699	1,661,000
Seaweed and agar-agar " "	546,873	1,084,000	589,016	1,160,000	360,774	837,000	678,558	1,351,000	518,998	1,288,000
Sugar, brown white refined and candy " "	1,813,292	9,019,000	2,077,959	10,226,000	1,291,289	6,424,000	2,564,787	13,457,000	1,473,222	20,712,000
Timber, of all kinds.....		907,000		1,309,000		1,035,000		1,733,000		2,295,000
Wines, beer and spirits.....		825,000		1,159,000		1,473,000		3,003,000		1,900,000
Woolen manufactures.....		3,190,000		1,176,000		3,423,000		4,727,000		3,921,000
Total value of principal and other articles, net imports		299,579,000		264,748,000		211,070,000		268,303,000		315,364,000
Re-imported articles		9,106,000		9,008,000		11,059,000		8,857,000		10,182,000
Total imports.....		218,745,000		273,756,000		222,129,000		277,140,000		325,546,000

CHINA.

TOTAL Quantities and Values of the Principal Articles of Domestic Produce Exported (Merchandise only) during the Years ended December 31, 1898 to 1902, inclusive.

NOTE:—The average value of the Haikwan Tael for 1898 was about 70 cts., 1899, 73 cts., 1900, 75 cts., 1901, 72 cts., and for 1902, 63 cts. Pical=133 3 lbs., Gallon and Ton, same as Canadian.

ARTICLES.	1898.		1899.		1900.		1901.		1902.	
	Quantity.	Value.	Quantity.	Value.	Quantity.	Value.	Quantity.	Value.	Quantity.	Value.
		Haikwan Taels.		Haikwan Taels.		Haikwan Taels.		Haikwan Taels.		Haikwan Taels.
Beans and beans..... Piculs.	4,180,333	7,829,000	5,311,067	9,418,000	3,458,651	5,468,000	4,813,614	8,571,000	6,087,250	9,782,000
Bristles..... "	23,425	869,000	28,162	1,106,000	21,871	929,000	27,287	1,225,000	37,547	1,702,000
Cassia lignea..... "	66,381	587,000	64,552	649,000	62,772	654,000	55,839	592,000	71,314	849,000
Cattle, sheep, pigs and goats No.	205,143	1,432,000	191,567	1,337,000	207,252	1,418,000	233,847	1,759,000	245,121	1,803,000
China ware, earthenware and pottery..... Piculs.	337,142	1,504,000	372,386	1,803,000	353,031	1,627,000	336,542	1,633,000	383,196	1,853,000
Clothing (Chinese) boots and shoes..... Piculs.	1,983,000	1,983,000	2,224,000	2,224,000	2,040,000	2,040,000	2,040,000	1,861,000	1,851,000	
Cotton, raw..... Piculs.	273,739	3,151,000	229,220	2,680,000	771,882	9,881,000	290,865	4,706,000	774,536	13,161,000
Fire-crackers and fire-works..... "	131,321	1,317,000	151,324	1,534,000	135,395	1,621,000	153,016	1,980,000	122,838	1,710,000
Fish and fishery products..... "		1,110,000		1,234,000		1,208,000		1,088,000		1,196,000
Fruits, of all kinds..... Piculs.	1,105,000	1,105,000	1,444,000	1,444,000	1,212,000	1,212,000	1,466,000	1,466,000	1,344,000	
Hides, of all kinds..... "	106,845	782,000	166,205	1,323,000	178,445	1,073,000	174,644	1,338,000	222,478	1,876,000
Mat and matting..... "	226,335	3,747,000	232,700	3,929,000	233,912	4,148,000	234,569	3,805,000	295,205	3,727,000
Medicines..... "		3,683,000		3,652,000		3,803,000		3,457,000		3,969,000
Medicines..... Piculs.	324,703	3,171,000	244,730	2,587,000	281,807	1,478,000	316,594	1,519,000	470,175	1,935,000
Paper of all kinds (including books)..... "	278,417	1,742,000	293,274	2,158,000	319,913	2,506,000	318,736	2,607,000	333,333	3,098,000
Provisions and vegetables..... Piculs.	47,388	1,590,000	172,500	2,183,000	276,392	2,496,000	297,395	2,733,000	288,100	2,881,000
Seed, sesamum..... Piculs.		218,000		359,000		953,000		1,203,000		4,185,000
Silk and manufactures of—										
Raw, white or yellow..... Piculs.	51,282	19,873,000	73,991	33,684,000	43,063	17,857,000	58,759	21,739,000	49,962	23,054,000
" " steam, filature..... "	16,485	2,805,000	24,674	5,227,000	18,867	2,669,000	20,499	2,822,000	19,179	3,702,000
Refuse..... "	41,050	18,103,000	49,435	26,353,000	35,277	16,039,000	49,938	21,807,000	50,357	33,327,000
Cocoons..... "	71,339	3,741,000	91,254	5,001,000	60,182	2,088,000	66,044	2,665,000	72,436	3,003,000
Other goods..... "	18,584	890,000	21,878	1,333,000	18,793	1,089,000	20,295	991,000	25,397	1,823,000
Price goods..... "	17,537	9,677,000	15,670	9,326,000	15,844	8,344,000	17,958	9,513,000	16,145	8,101,000

CHINA.

Total Quantities and Values of the Principal Articles of Domestic Produce Exported (Merchandise only) during the Years ended December 31, 1898 to 1902, inclusive.—*Con.*

NOTE: The average value of the Haikwan Tael for 1898 was about 70 cts., 1899, 73 cts., 1900, 75 cts., 1901, 72 cts., and for 1902, 63 cts. Field 133 3 lbs., Gallon and Ton, same as Canadian.

ARTICLES.	1898.		1899.		1900.		1901.		1902.	
	Quantity.	Value.	Quantity.	Value.	Quantity.	Value.	Quantity.	Value.	Quantity.	Value.
Silk and manufactures of <i>Con.</i>		Haikwan Taels.		Haikwan Taels.		Haikwan Taels.		Haikwan Taels.		Haikwan Taels.
(Other manufactures of <i>Con.</i>)		Haikwan Taels.		Haikwan Taels.		Haikwan Taels.		Haikwan Taels.		Haikwan Taels.
Totals		56,104,000		82,109,000		69,444,000		60,916,000		79,212,000
Skins (fur)*		3,073,000		3,791,000		2,375,000		4,027,000		5,298,000
Straw braid	73,859	3,132,000		2,882,000	80,767	4,371,000	94,075	3,591,000	100,678	3,904,000
Sugar, brown, white and candy	688,098	2,446,000	885,779	3,373,000	830,239	2,984,000	830,698	3,014,000	674,594	2,304,000
Tallow	43,470	335,000		312,000	41,688	387,000	149,394	1,420,000	174,270	1,657,000
Tea, black	847,133	19,445,000	935,578	21,821,000	163,374	17,593,000	655,499	11,469,000	687,288	12,113,000
" dust.	619	2,000	1,288	8,000	575	2,000	972	3,000	973	4,000
" green	185,306	4,451,000	213,798	4,832,000	200,425	4,748,000	189,430	4,398,000	253,757	6,656,000
" brick	498,425	4,779,000	474,026	4,587,000	316,923	3,677,000	293,522	2,562,000	570,037	4,038,000
" tablet	7,117	203,000	6,105	218,000	3,027	56,000	8,370	141,000	7,136	149,000
Tobacco leaf and prepared.	374,137	3,839,000	173,987	2,310,000	134,651	1,942,000	158,383	2,150,000	169,339	2,195,000
Vermicelli and Macaroni	154,496	915,000	158,187	1,011,000	177,588	1,195,000	173,672	1,129,000	190,061	1,318,000
Wood	163,487	1,426,000	282,030	4,141,000	138,245	1,864,000	148,695	1,805,000	225,937	2,821,000
Total value of principal and other articles		154,057,000		195,783,000		158,997,000		169,657,000		214,182,000

* Includes Skins, Clothing and Rugs.

DENMARK.

VALUE of the Total Imports and Exports of Merchandise from and to each Principal Country during the Years ended December 31, 1897 to 1901, inclusive.

Note:—Krone=26.8 cents.

IMPORTS.						EXPORTS.					
COUNTRIES.						COUNTRIES.					
1897.	1898.	1899.	1900.	1901.		1897.	1898.	1899.	1900.	1901.	
Kroner.	Kroner.	Kroner.	Kroner.	Kroner.		Kroner.	Kroner.	Kroner.	Kroner.	Kroner.	Kroner.
78,807,000	97,187,000	100,519,000	108,093,000	87,919,000	Great Britain	191,188,000	199,922,000	216,415,000	233,467,000	250,781,000	
2,356,000	3,489,000	5,347,000	4,989,000	4,011,000	East Indies, China, &c.	1,027,000	1,063,000	1,173,000	1,041,000	1,108,000	
7,029,000	7,751,000	8,423,000	7,559,000	7,761,000	Belgium	1,861,000	863,000	1,403,000	1,524,000	1,059,000	
10,644,000	9,144,000	11,147,000	14,854,000	13,013,000	France	65,737,000	56,401,000	66,673,000	67,763,000	68,181,000	
129,301,000	133,701,000	144,233,000	133,568,000	147,497,000	Germany	1,031,000	987,000	960,000	1,134,000	1,117,000	
1,030,000	1,089,000	980,000	1,288,000	1,127,000	Greenland and Faro Isles.	725,000	324,000	2,660,000	646,000	455,000	
7,844,000	8,564,000	10,696,000	12,476,000	13,309,000	Holland	2,372,000	2,527,000	2,660,000	2,993,000	3,016,000	
1,520,000	2,190,000	2,403,000	2,386,000	2,215,000	Iceland	315,000	1,000	79,000	30,000		
2,293,000	1,744,000	2,787,000	2,223,000	1,856,000	Italy	9,573,000	10,130,000	11,264,000	12,117,000	12,806,000	
7,401,000	8,269,000	7,492,000	7,373,000	8,585,000	Norway	20,379,000	13,833,000	16,269,000	23,010,000	16,337,000	
38,709,000	37,919,000	36,780,000	49,051,000	58,076,000	Russia	246,000	13,000	53,000	192,000	6,000	
3,685,000	3,917,000	3,884,000	3,591,000	3,247,000	Spain	27,074,000	33,219,000	34,857,000	38,105,000	39,885,000	
51,650,000	52,665,000	51,625,000	52,228,000	47,393,000	Sweden	2,419,000	2,417,000	6,822,000	6,909,000	9,372,000	
48,335,000	64,092,000	78,146,000	77,839,000	86,911,000	United States	136,000	131,000	93,000	59,000		
409,000	210,000	76,000	86,000	55,000	West Indies, Danish	3,738,000	4,528,000	5,358,000	4,578,000	3,649,000	
319,000	332,000	398,000	60,000	43,000	Other						
25,466,000	29,696,000	27,425,000	28,237,000	29,765,000	Other Countries						
416,798,000	462,219,000	492,079,000	526,803,000	512,787,000	Totals	328,121,000	326,361,000	364,521,000	363,570,000	408,566,000	

DENMARK.

Total Quantities and Values of the Principal Articles Imported (Merchandise only) during the Years ended December 31, 1897, to 1901, inclusive.

NOTE: Krome 26-8 cents. Pmd—1-102 lbs. Pot—2126 galls. Tonder 3-8 bushels of corn, 4,6775 bushels of coal, or 28-92 gallons of beer.

ARTICLES.	1897.			1898.			1899.			1900.			1901.		
	Quantity.	Value.	Kroner.	Quantity.	Value.	Kroner.	Quantity.	Value.	Kroner.	Quantity.	Value.	Kroner.	Quantity.	Value.	Kroner.
Animals—															
Horses—	6,014	1,784,000	6,833	2,428,000	7,063	2,066,000	6,073	2,160,000	6,363	2,119,000					
Cattle—	5,174	555,000	1,359	15,000	1,130	135,000	1,887	324,000	1,181	290,000					
Sheep, goats and swine—	8,685	192,000	329	1,000	1,538	27,000	1,862	29,000	882	13,000					
Pmd.	167,822,000	6,597,000	127,190,000	4,820,000	144,428,000	6,022,000	128,796,000	5,636,000	109,145,000	4,633,000					
Butter—	33,877,000	294,256,000	33,722,000	28,233,000	34,088,000	30,510,000	42,366,000	37,500,000	48,565,000	42,019,000					
"	3,826,075,000	22,413,000	1,019,499,000	30,197,000	4,113,860,000	33,339,000	4,377,800,000	47,362,000	4,172,900,000	35,819,000					
Coal—	37,132,000	16,709,000	34,676,000	12,830,000	31,302,000	11,873,000	38,021,000	15,240,000	38,725,000	13,173,000					
"	8,889,000	5,617,000	8,552,000	4,906,000	17,113,000	4,276,000	6,177,000	5,106,000	4,960,000	3,712,000					
Cotton, flax and hemp manu- facture—	13,654,000	11,183,000	15,088,000	15,345,000	14,782,000	15,277,000	14,316,000	16,346,000	13,883,000	15,189,000					
Fish, fresh—	1,283,000	1,711,000	10,090,000	2,523,000	6,647,000	1,662,000	5,012,000	1,033,000	6,169,000	1,268,000					
" preserved and salted—	26,638,000	2,149,000	26,154,000	2,461,000	22,529,000	2,357,000	29,018,000	3,239,000	26,456,000	3,217,000					
Grain—															
Wheat—	116,682,000	8,229,000	149,747,000	10,258,000	149,998,000	9,300,000	122,291,000	7,409,000	276,005,000	16,886,000					
"	132,210,000	6,789,000	180,082,000	9,845,000	179,672,000	9,776,000	180,912,000	9,582,000	199,765,000	9,686,000					
Rye—	1,283,000	1,711,000	10,090,000	2,523,000	6,647,000	1,662,000	5,012,000	1,033,000	6,169,000	1,268,000					
Oats—	38,593,000	4,257,000	108,896,000	1,842,000	18,221,000	2,236,000	29,732,000	964,000	75,983,000	3,419,000					
Barley—	111,793,000	4,257,000	108,896,000	1,842,000	18,221,000	2,236,000	29,732,000	964,000	75,983,000	3,419,000					
"	1,006,077,000	30,484,000	334,570,000	31,402,000	1,028,749,000	38,270,000	871,671,000	34,954,000	620,763,000	26,883,000					
Manze—															
Hides and skins, raw—	9,364,000	4,156,000	10,616,000	4,627,000	15,923,000	7,401,000	17,990,000	8,487,000	17,300,000	8,521,000					
" prepared and manu- factured—	2,126,000	3,256,000	2,357,000	3,653,000	2,406,000	3,496,000	2,217,000	3,664,000	2,067,000	3,426,000					
Iron and steel wares—	252,398,000	24,387,000	298,287,000	29,293,000	302,569,000	36,548,000	265,205,000	35,339,000	241,757,000	26,244,000					
Lard and fat—	23,446,000	6,062,000	29,109,000	7,204,000	33,235,000	9,380,000	43,075,000	15,160,000	46,540,000	18,950,000					
"	13,740,000	4,997,000	13,978,000	4,602,000	14,298,000	4,720,000	18,089,000	6,571,000	20,629,000	7,937,000					
Meat: Hams, sausages, &c—															
Metal wares except iron and steel—	10,149,000	5,333,000	11,112,000	6,356,000	9,796,000	7,174,000	10,433,000	7,174,000	11,781,000	8,278,000					
Oil: Petroleum and other—	116,192,000	6,114,000	125,588,000	5,901,000	146,437,000	7,597,000	129,847,000	9,083,000	139,215,000	8,731,000					
Oil cake—	265,773,000	13,829,000	312,781,000	15,482,000	370,240,000	19,355,000	425,419,000	22,751,000	495,683,000	26,001,000					

3-4 EDWARD VII., A. 1904

SESSIONAL PAPER No. 10

Seeds, oleaginous, &c. Pund.	69,799,000	8,749,000	70,816,000	10,088,000	84,832,000	12,758,000	80,488,000	13,809,000	86,129,000	15,338,000
*Silk manufactures. "	293,000	4,037,000	352,000	4,807,000	334,000	4,967,000	277,000	4,263,000	267,000	4,161,000
Stone, rough and hewn. "	5,300,000	5,300,000	5,300,000	5,687,000	5,300,000	5,785,000	5,300,000	5,589,000	5,300,000	3,155,000
Sugar, raw and refined. Pund.	54,654,000	5,103,000	54,423,000	4,833,000	74,775,000	7,577,000	78,483,000	8,565,000	90,551,000	8,425,000
Tobacco leaf and manufac- tured. "	13,031,000	5,982,000	10,408,000	5,770,000	9,133,000	5,338,000	9,800,000	6,058,000	9,818,000	6,026,000
Wood and manufactures of. "	3,514,000	24,212,000	4,001,000	27,619,000	4,231,000	25,345,000	3,705,000	23,626,000	4,835,000	22,943,000
*Wood manufactures. Pund.	5,492,000	16,662,000	5,494,000	17,248,000	5,489,000	18,520,000	4,900,000	18,626,000	4,806,000	16,814,000
Total value of principal and other articles.	416,798,000	462,219,000	492,079,000	526,803,000	512,787,000					

* Exclusive of " Ready-made clothing."

DENMARK.

Total Quantities and Values of the Principal Articles of Domestic Produce Exported (Merchandise only) during the Years ended December 31, 1897 to 1901, inclusive.

NOTE: Krone 26 8 cents. Pund 1 162 lbs. Pot 2 126 galls. Tonder 3 8 bushels of corn, 4 0775 bushels of coal, or 28 92 gallons of beer.

ARTICLES.	1897.			1898.			1899.			1900.			1901.		
	Quantity.	Value.	Quantity.	Value.	Quantity.	Value.	Quantity.	Value.	Quantity.	Value.	Quantity.	Value.	Quantity.	Value.	
		Krøner.		Krøner.		Krøner.		Krøner.		Krøner.		Krøner.		Krøner.	
Animals: Horses, No.	20,800	12,989,000	15,338	9,272,000	19,882	12,656,000	20,432	13,370,000	17,791	11,488,000			17,791	11,488,000	
Cattle, " "	81,160	11,167,000	36,066	6,073,000	37,736	6,711,000	10,378	8,390,000	41,318	8,316,000			41,318	8,316,000	
Sheep and goats, " "	6,250	150,000	2,611	69,000	25,163	76,000	2,095	57,000	76	2,000			76	2,000	
Pigs, " "	186	11,000	17	1,000	116	1,000	10	1,000	54	2,000			54	2,000	
Beef, " "	2,085,000	691,000	2,135,000	509,000	2,107,000	590,000	2,213,000	550,000	2,243,000	666,000			2,243,000	666,000	
Butter, " "	102,292,000	92,444,000	117,974,000	101,982,000	118,819,000	114,919,000	118,362,000	115,231,000	129,474,000	127,390,000			129,474,000	127,390,000	
" in boxes hermetically sealed, " "	3,807,000	4,339,000	3,444,000	3,651,000	3,596,000	4,006,000	3,618,000	4,269,000	4,209,322	4,335,000			4,209,322	4,335,000	
Piggs, " "	12,227,525	12,906,000	13,201,990	13,525,000	13,637,617	16,664,000	16,612,000	18,107,000	19,014,000	21,238,000			19,014,000	21,238,000	
Fish, fresh, " "	20,787,000	2,349,000	22,999,000	3,450,000	29,839,000	4,476,000	21,681,000	4,441,000	27,528,000	6,390,000			27,528,000	6,390,000	
" preserved and salted, " "	927,000	162,000	653,000	119,000	681,000	130,000	634,000	113,000	510,000	110,000			510,000	110,000	
Grain and flour: " "															
Barley, " "	65,980,000	3,745,000	81,520,000	4,801,000	104,075,000	6,138,000	82,334,000	4,142,000	93,004,000	5,007,000			93,004,000	5,007,000	
Wheat, " "	30,448,000	1,951,000	21,326,000	1,779,000	13,122,000	2,222,000	28,364,000	1,531,000	71,112,000	420,000			71,112,000	420,000	
" and fat, " "	8,680,000	890,000	7,431,000	696,000	4,878,000	399,000	3,771,000	371,000	4,369,000	360,000			4,369,000	360,000	
Wheat flour, " "	10,761,000	4,789,000	12,329,000	5,745,000	14,701,000	7,415,000	15,000,000	7,425,000	12,932,000	6,298,000			12,932,000	6,298,000	
Hides and skins, undressed, " "															
" prepared and man- factured, " "	105,023	434,000	62,000	80,000	46,000	59,000	54,000	72,000	64,000	88,000			64,000	88,000	
Iron and steel manufactures, " "	3,744,000	730,000	5,001,000	1,957,000	5,737,000	2,131,000	4,646,000	2,233,000	4,942,000	2,344,000			4,942,000	2,344,000	
Lard and fat, " "	3,167,000	1,186,000	2,088,000	764,000	2,981,000	919,000	2,667,000	1,190,000	2,564,000	1,345,000			2,564,000	1,345,000	
Meat: Hams, sausages, &c., " "	137,606,000	57,787,000	155,285,000	58,974,000	192,668,000	67,524,000	169,273,000	71,905,000	157,931,000	72,386,000			157,931,000	72,386,000	
Seed, other than oleaginous, " "	2,083,000	789,000	1,513,000	543,000	2,258,000	360,000	700,000	236,000	1,832,000	425,000			1,832,000	425,000	
Spirits, " "	394,418	100,000	529,000	125,000	299,000	127,000	327,000	95,000	202,000	77,000			202,000	77,000	
Stone and manufactures of, " Pund.	2,429,000	694,000	7,467,000	1,818,000	1,364,000	1,364,000	1,679,000	1,679,000	1,424,000	1,424,000			1,424,000	1,424,000	
Sugar, " "	10,361,000	439,000	389,000	433,000	4,306,000	373,000	3,853,000	473,000	6,033,000	399,000			6,033,000	399,000	
Tobacco, manufactured, " "	387,000	452,000	389,000	632,000	446,000	480,000	383,000	426,000	372,000	473,000			372,000	473,000	
Wool and manufactures of, " "															
Wool, raw, " "	1,392,000	1,062,000	1,129,000	869,000	1,396,000	1,790,000	1,370,000	1,370,000	1,386,000	1,178,000			1,386,000	1,178,000	
" manufactures, " "	37,308	151,000	43,000	182,000	48,499	199,000	53,000	240,000	49,000	225,000			49,000	225,000	
Total value of principal and other articles, " "		243,464,000		288,523,000		270,129,000		281,915,000		292,127,000				292,127,000	

SESSIONAL PAPER No. 10

FRANCE.

VALUE of the Total Imports and Exports of Merchandise from and to each Principal Country during the Years ended December 31, 1898 to 1902, inclusive.

NOTE:—Franc = 19 3 cents.

IMPORTS.					EXPORTS.				
COUNTRIES.					COUNTRIES.				
1898.	1899.	1900.	1901.	1902.	1898.	1899.	1900.	1901.	1902.
Francs.	Francs.	Francs.	Francs.	Francs.	Francs.	Francs.	Francs.	Francs.	Francs.
642,900,000	789,500,000	854,600,000	701,500,000	707,300,000	1,313,300,000	1,608,000,000	1,579,000,000	1,552,000,000	1,663,800,000
30,100,000	28,800,000	27,300,000	25,500,000	25,100,000	5,200,000	3,700,000	6,300,000	9,000,000	6,400,000
89,400,000	100,900,000	103,700,000	72,300,000	71,200,000	12,700,000	14,900,000	13,900,000	10,200,000	14,800,000
1,000,000	800,000	600,000	700,000	800,000	4,200,000	4,900,000	4,900,000	4,900,000	4,900,000
216,900,000	199,600,000	185,200,000	218,200,000	234,100,000	23,500,000	25,600,000	32,100,000	31,100,000	30,900,000
17,300,000	33,700,000	17,600,000	19,000,000	22,500,000	5,500,000	7,200,000	8,000,000	7,600,000	10,700,000
384,000,000	423,600,000	507,000,000	428,400,000	404,300,000	623,700,000	698,300,000	639,700,000	648,500,000	722,900,000
652,000,000	453,000,000	539,000,000	493,800,000	449,300,000	303,600,000	366,900,000	381,800,000	326,300,000	344,600,000
402,100,000	291,000,000	277,400,000	231,200,000	229,800,000	148,800,000	227,400,000	244,000,000	219,800,000	230,400,000
402,900,000	463,200,000	517,600,000	474,300,000	488,800,000	471,600,000	553,400,000	559,100,000	501,600,000	558,900,000
354,000,000	258,000,000	462,200,000	400,500,000	456,600,000	356,000,000	402,700,000	378,000,000	373,100,000	380,300,000
331,900,000	279,000,000	315,000,000	322,700,000	293,100,000	52,300,000	58,700,000	52,200,000	50,300,000	58,900,000
225,700,000	263,800,000	262,900,000	252,900,000	266,400,000	194,200,000	222,500,000	244,300,000	237,100,000	273,700,000
258,700,000	301,100,000	302,800,000	261,900,000	232,700,000	71,100,000	79,300,000	71,900,000	68,300,000	58,100,000
232,100,000	279,700,000	173,500,000	207,100,000	256,600,000	243,900,000	282,200,000	276,000,000	275,100,000	288,200,000
124,600,000	129,500,000	137,400,000	131,900,000	133,900,000	79,000,000	86,900,000	82,700,000	72,000,000	77,300,000
71,200,000	83,700,000	92,300,000	98,400,000	81,600,000	20,400,000	24,800,000	22,700,000	23,100,000	36,300,000
149,600,000	242,500,000	177,100,000	186,400,000	203,300,000	29,100,000	25,100,000	34,200,000	14,700,000	28,500,000
124,900,000	136,800,000	89,000,000	161,700,000	169,300,000	87,700,000	105,500,000	65,000,000	47,500,000	42,700,000
62,500,000	104,900,000	77,200,000	98,200,000	92,300,000	33,400,000	24,800,000	33,700,000	9,700,000	19,700,000
1,500,000	1,200,000	1,300,000	800,000	700,000	200,000	300,000	700,000	300,000	400,000
807,300,000	832,600,000	867,300,000	807,200,000	861,000,000	601,100,000	680,400,000	736,400,000	735,500,000	725,600,000
5,582,600,000	5,848,000,000	5,988,600,000	5,606,200,000	5,698,600,000	4,673,500,000	5,333,500,000	5,521,600,000	5,219,700,000	5,537,000,000
Totals.....					Totals.....				

3-4 EDWARD VII., A. 1904

FRANCE.

Total Quantities and Values of the Principal Articles Entered for Home Consumption (Merchandise only) during the Years ended December 31, 1898 to 1902, inclusive.

Note: Franc 19 3 cents. Kilog 2.204 lbs. Hectolitre 22.02 galls.

Articles.	1898.			1899.			1900.			1901.			1902.		
	Quantity.	Value.	Franks.	Quantity.	Value.	Franks.	Quantity.	Value.	Franks.	Quantity.	Value.	Franks.	Quantity.	Value.	Franks.
Animals: Horses..... No.	25,864	27,869,000		28,086	28,683,000		17,297	12,268,000		17,420	13,541,000		17,561	12,184,000	
All other..... Kilog.	1,487,094	42,364,000		1,261,892	33,783,000		1,133,125	27,751,000		1,307,248	38,212,000		1,570,639	50,614,000	
Butter..... Kilog.	6,772,000	19,244,000		6,264,000	18,117,000		6,150,000	18,120,000		6,110,231	18,905,000		5,462,396	16,347,000	
" margarine..... Kilog.	163,000	124,000		183,000	172,000		134,528	115,000		157,628	162,000		98,583	123,000	
Cheese..... Tons.	16,600,000	27,404,000		17,329,000	29,120,000		19,333,290	32,039,000		19,066,503	31,302,000		19,215,439	36,533,000	
Coal and coke..... Tons.	10,530,000	297,191,000		11,897,000	258,252,000		14,691,981	406,833,000		13,925,623	342,792,000		13,611,265	281,736,000	
Coffee, raw..... Kilog.	79,405,000	107,196,000		81,418,000	89,560,000		81,998,764	91,839,000		81,265,279	91,007,000		85,839,747	88,415,000	
Copper, unwrought and wrought.....	53,280,000	74,900,000		61,128,000	102,250,000		61,913,112	108,004,000		47,264,522	77,212,000		55,027,308	72,937,000	
Cotton, raw.....	202,612,000	166,188,000		202,816,000	177,667,000		193,392,185	248,872,000		212,683,851	278,692,000		213,579,731	253,089,000	
" yarn.....	8,435,000	37,561,000		7,837,000	43,685,000		8,217,691	44,883,000		64,118,905	46,174,000		165,379,923	50,280,000	
" manufactures.....	84,275,000	52,036,000		80,644,000	36,596,000		111,350,193	82,627,000		129,761,000	28,577,000		82,489,370	74,358,000	
Fruit, fresh and preserved..... Kilog.	145,621,000	35,480,000		152,128,000	36,596,000		111,350,193	82,627,000		129,761,000	28,577,000		165,379,923	39,625,000	
Fruits and seeds, oleaginous.....	577,853,000	137,845,000		616,390,000	166,099,000		633,367,416	188,335,000		676,760,144	213,166,000		796,892,192	220,229,000	
Grain and flour, wheat.....	1,954,546,000	433,556,000		130,491,000	26,546,000		129,452,800	26,195,000		158,308,800	32,375,000		245,745,900	49,696,000	
" flour.....	38,147,000	13,883,000		19,638,000	6,149,000		20,808,600	6,439,000		25,126,500	7,429,000		29,243,000	8,446,000	
Guano and other manures.....	245,553,000	19,486,000		229,091,000	18,870,000		198,093,782	14,404,000		210,329,105	13,833,000		163,381,035	11,437,000	
Hides and skins, raw.....	58,654,000	129,710,000		50,530,000	130,575,000		58,012,600	161,004,000		49,202,000	150,832,000		55,132,712	161,627,000	
Indigo.....	808,000	8,077,000		792,000	8,711,000		826,391	8,270,000		637,531	3,738,000		610,884	3,498,000	
Jute.....	82,062,000	32,826,000		67,079,000	30,143,000		72,949,000	29,181,000		91,016,000	31,858,000		118,911,754	47,563,000	
Machinery.....	53,310,000	64,145,000		87,287,000	103,632,000		117,870,143	142,889,000		102,143,785	120,610,000		94,491,453	106,902,000	
Meat, fresh, salted or preserved.....	17,842,000	32,307,000		26,788,000	46,130,000		21,344,810	38,556,000		13,065,116	23,093,000		11,401,634	23,529,000	
Nitrate of soda.....	222,958,000	40,132,000		261,388,000	47,030,000		285,612,715	50,973,000		228,834,136	52,622,000		263,795,470	46,873,000	
Oil, vegetable.....	56,196,000	31,462,000		61,462,000	31,462,000		61,462,000	50,101,000		56,322,000	31,462,000		56,322,000	31,462,000	
Oil, petroleum.....	41,109,000	51,510,000		53,295,000		52,585,000		52,802,000	
Silk, raw, and thrown and waste silk, and yarns thereof..... Kilog.	14,100,000	227,743,000		17,893,000	376,882,000		13,826,449	253,014,000		15,397,226	276,447,000		18,404,201	315,978,812	

SESSIONAL PAPER No. 10

Silk manufactures.....	59,897,000	65,374,000	62,008,000	1,555,098	71,205,000	980,977	73,700,000
Sugar: Foreign..... Kilog.	1,028,000	640,000	435,000	1,555,098	358,000	980,977	192,000
French Colonial.....	29,892,000	32,325,000	27,998,000	99,351,059	23,844,000	48,894,359	19,779,000
Tallow, lard, &c.....	24,541,000	24,682,000	23,605,000	28,280,341	21,810,000	16,121,256	13,039,000
Timber, common.....	147,282,000	156,986,000	177,014,000	178,056,000	178,056,000	4,440,916	169,064,000
Wine..... Hectol.	309,884,000	297,446,000	155,276,000	3,708,090	84,758,000	4,440,916	103,562,000
Wood, raw..... Kilog.	387,136,000	467,360,000	426,436,000	248,180,803	362,344,000	235,310,513	338,059,000
" manufactures.....	38,317,000	44,168,000	41,976,000	41,976,000	37,492,000	43,074,000
Total value of principal and other articles imported for home consumption (merchandise only).....	4,472,500,000	4,518,300,000	4,697,800,000	4,697,800,000	4,369,290,000	4,394,000,000
Value of total imports.....	5,582,600,000	5,848,000,000	5,988,600,000	5,988,600,000	5,606,290,000	5,698,600,000

3-4 EDWARD VII., A. 1904

FRANCE.

TOTAL Quantities and Values of the Principal Articles of Domestic Produce Exported (Merchandise only) during the Years ended December 31, 1898 to 1902, inclusive.

NOTE:—Frame 49.3 cents. Kilog 2.204 lbs. Litre = 2.202 galls. Hectolitre = 22.02 galls.

ARTICLES.	1898.		1899.		1900.		1901.		1902.	
	Quantity.	Value.	Quantity.	Value.	Quantity.	Value.	Quantity.	Value.	Quantity.	Value.
Animals: Horses..... No.	20,689	18,320,000	20,873	19,314,000	20,487	19,750,000	23,290	23,068,000	23,227	24,163,000
All other..... "	97,057	16,644,000	73,445	13,677,000	81,133	15,463,000	92,557	16,761,000	103,686	19,080,000
Apparel.....	91,752,000	47,356,000	112,139,000	62,441,000	122,473,000	66,092,000	136,692,000	127,430,000	138,823,000	
Brandy and other spirits..... Litre.	29,327,000	47,356,000	30,317,000	47,641,000	36,401,700	52,589,100	32,589,100	40,342,000	28,791,900	
Butter..... Kilog.	24,981,000	71,358,000	22,283,000	64,845,000	20,257,081	61,205,000	19,533,826	58,469,000	24,439,440	
" margarine..... "	5,721,000	4,348,000	4,963,000	4,616,000	5,236,372	4,755,000	4,495,767	4,631,000	7,729,208	
Cheese..... "	6,356,000	9,534,000	7,836,000	11,362,000	8,374,828	12,565,000	8,071,863	13,137,000	9,319,422	
Chemical products.....	73,331,000	53,331,000	83,749,000	53,749,000	88,316,000	58,316,000	88,316,000	86,865,000	90,130,000	
Copper wire..... Kilog.	6,335,000	52,010,000	8,050,000	40,254,000	8,135,000	33,711,000	6,405,900	19,218,000	6,993,600	
Cotton, raw..... "	26,909,000	22,638,000	28,031,000	24,530,000	31,503,743	14,172,000	27,630,885	31,014,000	25,527,627	
" manufactures.....	128,738,000	128,738,000	174,293,000	174,293,000	174,400,000	174,400,000	174,400,000	176,300,000	176,000,000	
Earthen and glass wares.....	56,588,000	56,588,000	65,276,000	65,276,000	69,978,000	69,978,000	73,510,000	73,510,000	69,060,000	
Eggs..... Kilog.	10,131,000	13,677,000	9,919,000	13,985,000	10,138,638	13,005,000	9,312,100	14,434,000	8,038,832	
Fruits.....	80,236,000	29,354,000	115,416,000	29,584,000	110,108,860	36,205,000	132,049,705	39,386,000	87,426,132	
Grain and flour except malt.....	88,161,000	25,696,000	79,684,000	16,371,000	84,252,500	17,803,000	65,278,800	12,772,000	76,554,300	
Haberdashery, small fancy wares and toys.....	140,440,000	140,440,000	183,700,000	183,700,000	185,000,000	185,000,000	185,000,000	183,400,000	192,300,000	
Hides, raw..... Kilog.	36,912,000	87,381,000	44,783,000	122,085,000	39,699,763	109,637,000	45,318,260	139,429,000	47,494,753	
" tanned or curried..... "	10,822,000	109,249,000	12,096,000	130,362,000	10,225,250	114,293,000	9,926,766	109,839,000	10,635,908	
Jewellery.....	21,374,000	21,374,000	21,293,000	21,293,000	28,987,000	28,987,000	33,057,000	33,057,000	27,733,000	
Leather wares.....	73,886,000	73,886,000	75,919,000	75,919,000	79,810,000	79,810,000	79,810,000	67,659,000	62,368,000	
Machines and machinery and parts thereof..... Kilog.	37,490,000	53,634,000	42,323,000	61,513,000	42,524,054	63,361,000	40,296,780	53,954,000	40,325,635	
Metals, wares and tools.....	79,065,000	79,065,000	91,590,000	91,590,000	87,200,000	87,200,000	87,200,000	94,200,000	97,000,000	
Millinery including artificial flowers.....	62,792,000	62,792,000	94,621,000	94,621,000	116,649,000	116,649,000	129,979,000	129,979,000	136,241,000	
Paper and manufactures of.....	49,853,000	49,853,000	56,400,000	56,400,000	54,216,000	54,216,000	57,394,000	57,394,000	58,140,000	
Silk, raw, waste and cocoons..... Kilog.	118,882,000	118,882,000	179,945,000	179,945,000	6,301,983	35,691,000	6,239,687	117,338,000	141,899,000	
" and manufactures of.....	230,391,000	230,391,000	278,335,000	278,335,000	238,087,000	238,087,000	260,300,000	260,300,000	310,660,000	

SESSIONAL PAPER No. 10

Sugar, raw..... Kilog.	183,627,000	50,234,000	231,224,000	65,722,000	399,618,430	109,065,000	471,484,399	100,225,036	201,436,712	35,041,000
" other.....	127,648,000	37,968,000	150,046,000	46,227,000	187,775,258	57,675,000	191,412,032	52,549,000	163,893,505	38,770,000
Wine.....	1,635,000	208,036,000	1,717,000	210,218,000	1,304,831	227,870,000	2,022,921	228,007,000	2,051,588	232,458,000
Wood, common.....		33,308,000		46,310,000		49,608,000		47,832,000		46,645,000
Wool, raw*..... Kilog.	67,950,000	182,740,000	78,658,000	271,704,000	63,778,318	201,665,000	63,905,409	164,449,000	84,566,728	245,127,000
" yarn.....		29,485,000		37,078,000		34,582,000		24,222,000		34,276,000
" manufactures.....		222,838,000		263,963,000		227,222,000		213,600,000		220,300,000
Total value of principal and other articles of domestic produce exported (merchandise only).....		3,510,900,000		4,152,600,000		4,108,700,000		4,012,500,000		4,252,200,000
Value of total exports.....		4,673,500,000		5,533,500,000		5,521,600,000		5,219,700,000		5,597,000,000

*Including combed and waste wool.

SESSIONAL PAPER No. 10

10,056,000	16,463,000	14,695,000	16,485,000	17,587,000	42,993,000	40,431,000	70,386,000	45,510,000	49,760,000
11,296,000	11,818,000	12,869,000	10,795,000	12,102,000	20,334,000	22,300,000	28,140,000	25,991,000	34,130,000
5,562,000	4,983,000	5,178,000	3,580,000	3,653,000	565,000	1,455,000	1,152,000	1,437,000	1,377,000
28,893,000	24,583,000	20,528,000	20,823,000	23,491,000	62,882,000	70,368,000	70,091,000	64,421,000	60,795,000
1,000	1,000	1,000	1,000	1,000	160,000	467,000	6,000	13,000	27,000
3,879,000	3,932,000	6,873,000	7,081,000	6,899,000	6,844,000	7,724,000	9,872,000	11,125,000	9,093,000
1,305,000	2,046,000	2,222,000	3,036,000	1,707,000	1,573,000	2,733,000	6,286,000	7,044,000	6,491,000
17,500,000	15,870,000	17,334,000	18,080,000	14,758,000	15,573,000	18,865,000	20,698,000	19,737,000	20,337,000
33,875,000	26,821,000	34,381,000	47,473,000	84,098,000	37,073,000	34,830,000	22,360,000	30,506,000	38,344,000
734,751,000	634,956,000	683,621,000	682,028,000	772,041,000	303,978,000	363,636,000	346,979,000	324,090,000	327,823,000
6,290,000	7,965,000	9,415,000	7,537,000	12,472,000	3,812,000	4,103,000	8,785,000	7,188,000	5,373,000
48,106,000	69,529,000	82,355,000	78,179,000	74,837,000	24,724,000	44,019,000	54,314,000	50,037,000	55,793,000
102,585,000	103,747,000	104,430,000	83,907,000	80,017,000	105,327,000	135,140,000	137,038,000	110,337,000	117,673,000
167,903,000	168,418,000	162,869,000	148,372,000	163,483,000	233,112,000	280,338,000	283,946,000	237,290,000	277,390,000
374,000	853,000	322,000	102,000	10,000	3,143,000	11,333,000	1,561,000	833,000	5,114,000
29,481,000	28,873,000	30,172,000	30,071,000	36,474,000	37,052,000	32,367,000	34,378,000	37,443,000	43,296,000
10,292,000	13,073,000	15,377,000	14,525,000	12,856,000	8,425,000	10,376,000	11,962,000	9,631,000	11,790,000
876,136,000	893,829,000	1,063,604,000	985,836,000	893,003,000	332,860,000	377,469,000	439,571,000	384,733,000	449,072,000
9,697,000	9,044,000	9,258,000	9,002,000	10,146,000	4,260,000	4,021,000	5,037,000	7,003,000	4,091,000
13,294,000	11,101,000	19,076,000	23,212,000	30,636,000	8,389,000	10,107,000	12,743,000	14,718,000	13,081,000
5,080,600,000	5,483,096,000	5,765,600,000	5,421,235,000	5,631,000,000	3,756,600,000	4,297,049,000	4,611,400,000	4,431,448,000	4,977,785,000

* Including British Guiana and British Honduras. ** Including Eastern Roumelia.

† Including Azores and Madeira. ‡ Including Canary Islands.

NOTE:—The free port of Hamburg and certain parts of Baden, as also Heligoland, are not included under the Zollverein.

GERMANY (Zollverein. See Foot Note.)

Total Quantities and Values of the Principal Articles Entered for Consumption (Merchandise only) during the Years ended December 31, 1898 to 1902, inclusive.

Note: Mark 23 8 cents. Kilog. 2.204 lbs.

ARTICLES.	1898.		1899.		1900.		1901.		1902.	
	Quantity.	Value.	Quantity.	Value.	Quantity.	Value.	Quantity.	Value.	Quantity.	Value.
		Marks.		Marks.		Marks.		Marks.		Marks.
Animals:										
Horses..... No.	124,806	91,912,000	118,796	88,791,000	111,336	77,556,000	100,321	78,633,000	111,667	92,425,000
Oxen..... "	294,425	59,067,000	272,198	63,461,000	287,432	68,265,000	320,097	76,116,000	407,416	109,135,000
Pigs, &c..... 100 Kilogs.	5,614,101	44,768,000	6,878,165	57,611,000	8,293,328	73,211,000	8,110,827	71,602,000	7,597,688	64,286,000
Caoutchouc and gutta percha .. "	100,977	51,528,000	137,057	76,741,000	131,241	73,848,000	130,224	18,226,000	150,288	60,355,000
Clover seed, &c..... "	296,099	99,893,000	315,274	30,439,000	281,105	28,558,000	239,307	22,590,000	303,455	32,775,000
Coal..... "	58,203,322	68,950,000	62,205,000	85,401,000	73,810,000	131,880,000	62,973,887	92,518,000	61,256,579	89,952,000
Cocoa, raw..... "	138,602	23,211,000	182,723	21,917,000	192,512	28,711,000	183,472	24,730,000	290,870	26,181,000
Coffee, raw..... "	1,352,701	137,028,000	1,561,373	128,037,000	1,608,261	156,828,000	1,719,713	117,410,000	1,711,347	143,161,000
Copper, raw and scrap..... "	780,101	83,460,000	790,836	11,046,000	881,631	134,265,000	631,556	90,769,000	804,182	89,085,000
Cotton, raw and waste..... "	3,910,431	250,732,000	3,668,847	243,310,000	3,585,303	340,735,000	3,735,842	315,786,000	3,911,213	311,224,000
" yarn..... "	234,451	53,868,000	290,431	55,985,000	199,635	62,433,000	169,496	48,359,000	171,276	54,151,000
" manufactures..... "	63,470	31,333,000	62,632	32,576,000	61,634	35,281,000	58,912	31,481,000	62,713	34,713,000
Piggs..... "	1,658,358	83,167,000	1,425,786	96,309,000	1,181,697	103,227,000	1,161,865	104,773,000	1,284,538	115,071,000
Flax..... "	502,610	24,330,000	496,775	23,784,000	432,791	32,765,000	405,361	31,209,000	470,340	35,630,000
Grain, flour and meal:										
Barley..... "	11,530,671	132,776,000	11,012,499	127,886,000	7,814,579	92,484,000	8,997,487	105,448,000	11,275,557	127,862,000
Buckwheat..... "	3,159,200	3,159,000	262,168	3,270,000	285,030	3,594,000	318,461	4,227,000	277,744	3,397,000
Corn..... "	15,805,856	126,387,000	16,265,352	135,182,000	13,811,373	128,868,000	11,933,489	119,791,000	9,605,796	95,359,000
Malt..... "	935,960	22,631,000	1,032,378	25,710,000	1,098,226	24,708,000	983,129	22,117,000	978,915	21,136,000
Oats..... "	4,562,043	54,299,000	2,391,473	28,468,000	1,623,511	46,726,000	4,125,364	17,313,000	3,892,538	17,716,000
Rice..... "	3,211,547	48,811,000	3,673,749	57,871,000	2,905,588	60,863,000	2,585,305	39,036,000	3,659,442	52,453,000
Rye..... "	14,140,723	102,395,000	3,612,513	61,894,000	8,333,333	96,049,000	8,657,063	89,474,000	9,769,417	104,837,000
Wheat..... "	11,774,554	231,447,000	13,798,565	180,353,000	12,933,638	171,117,000	21,342,005	282,702,000	20,745,300	271,633,000
Wheat flour..... "	282,424	6,877,000	420,315	8,537,000	336,739	7,000,000	384,700	7,491,000	315,448	6,763,000
Grease..... "	1,421,678	83,127,000	1,333,283	80,623,000	1,251,000	88,783,000	1,216,485	106,527,000	1,638,621	169,681,000
Herrings..... Bels.	1,331,359	141,479,000	1,190,538	114,453,000	1,288,271	163,952,000	1,229,781	154,377,000	1,287,570	182,374,000
Hides and skins, raw..... 100 Kilogs.	10,362	8,290,000	11,078	8,309,000	5,613	4,691,000	6,091	4,261,000	3,297	3,687,000
Indigo..... "	35,105,772	54,481,000	41,653,722	70,248,000	41,078,639	75,182,000	43,700,217	69,703,000	39,574,028	59,235,000
Iron ore..... "	3,843,607	13,616,000	6,126,518	39,935,000	7,267,119	58,417,000	2,675,633	17,065,000	1,430,400	8,565,000

SESSIONAL PAPER No. 10

Iron and ironware (except pig iron) 100 kilograms.	1,392,468	48,503,000	2,274,874	67,669,000	2,564,001	78,095,000	1,334,791	49,520,000	1,458,779	43,263,000
Linseed	2,691,463	50,579,000	2,660,191	51,839,000	2,675,714	71,057,000	2,339,239	63,555,000	2,459,339	64,252,000
Machinery and locomotives	821,937	52,525,000	937,570	65,686,000	988,558	96,757,000	681,221	60,338,000	507,533	45,361,000
Oil : Petroleum, all sorts	9,056,900	61,984,000	9,110,688	74,336,000	9,377,227	78,775,000	9,274,629	65,318,000	9,391,294	66,590,000
Oil-cake	4,795,082	53,164,000	4,806,342	54,457,000	4,993,149	60,859,000	5,336,309	61,087,000	4,873,869	58,470,000
— Palm-kernels, &c.	1,433,957	26,437,000	1,280,925	30,419,000	1,480,575	35,826,000	1,510,371	37,710,000	1,849,091	51,092,000
— Safflower	4,269,493	62,325,000	5,287,287	78,376,000	4,865,907	78,305,000	5,310,969	90,623,000	4,689,129	82,484,000
— Silk, unmanufactured	58,313	130,139,000	61,943	139,224,000	56,062	134,429,000	56,812	128,633,000	65,687	147,001,000
— Timber, staves, osiers, &c	47,725,712	308,698,000	48,182,970	290,322,000	50,464,759	241,496,000	44,682,029	183,738,000	39,321,296	183,629,000
— Tobacco, leaf and unmanufactured	619,132	106,358,000	618,913	106,020,000	626,333	115,366,000	632,191	129,983,000	632,767	109,064,000
Wine, in casks and bbls	712,971	42,141,000	750,491	44,316,000	802,964	48,879,000	798,297	40,359,000	759,780	41,621,000
Wool, raw	1,768,051	241,406,000	1,770,436	328,426,000	1,381,135	261,615,000	1,591,711	231,067,000	1,618,657	273,946,000
Woollen yarn	231,711	92,239,000	264,538	113,361,000	247,496	110,575,000	293,282	82,873,000	225,333	86,601,000
— cloths and stuffs	16,536	16,709,000	17,406	12,241,000	20,003	15,726,000	16,291	11,163,000	17,862	12,665,000
Total value of principal and other articles	5,080,600,000	5,483,096,000	5,482,970	5,483,096,000	5,765,000,000	5,421,235,000	5,421,235,000	5,631,000,000	5,631,000,000	5,631,000,000

Note :—The free port of Hamburg and certain parts of Baden, as also Heligoland, are not included under the Zollverein.

3 4 EDWARD VII., A. 1914

GERMANY (Zollverein. See Foot Note.)

TOTAL Quantities and Values of the Principal Articles of Domestic Produce Exported (Merchandise only) during the Years ended December 31, 1898 to 1902, inclusive.

NOTE:—Mark = 23 8 cents. Kilogr.=2 204 lbs.

ARTICLES.	1898.		1899.		1900.		1901.		1902.	
	Quantity	Value.	Quantity.	Value.	Quantity.	Value.	Quantity.	Value.	Quantity.	Value.
		Marks.		Marks.		Marks.		Marks.		Marks.
Animals: Horses..... No.	8,760	9,713,000	9,591	10,384,000	10,912	10,327,000	10,541	7,459,000	10,955	7,598,000
Other..... " 100 Kilogrs.	177,288	8,516,000	153,470	6,907,000	173,828	8,638,000	208,110	9,146,000	188,379	9,318,000
Books, maps, engravings, lithographs, &c.....	910,391	18,290,000	966,812	19,591,000	1,113,730	22,228,000	1,169,022	22,780,000	1,122,111	22,344,000
Butter, including margarine.....	176,916	128,818,000	180,162	132,793,000	201,630	148,330,000	201,688	169,206,000	210,831	187,786,000
Coke.....	29,343	5,625,000	27,652	5,491,000	26,591	5,652,000	25,290	5,454,000	22,486	5,086,000
Cotton, raw and waste.....	139,892,226	159,702,000	139,431,737	180,185,000	152,758,052	216,438,000	152,652,666	209,682,000	161,011,411	208,885,000
" yarn.....	21,331,789	46,719,000	21,373,819	45,962,000	22,291,880	53,709,000	20,369,309	32,757,000	21,823,834	45,785,000
" manufactures.....	476,870	28,318,000	506,278	31,273,000	510,091	43,473,000	476,082	35,468,000	557,817	44,062,000
Dyes, aniline and similar.....	82,650	19,662,000	96,878	22,891,000	113,255	29,134,000	120,775	28,537,000	130,243	31,763,000
Glass and glassware.....	359,481	181,616,000	378,727	206,804,000	415,864	384,117	220,305,000	384,117	413,736	259,791,000
Grain and other agricultural products.....	197,423	71,950,000	227,016	74,925,000	237,812	77,289,000	250,298	79,631,000	288,062	89,299,000
Hops.....	1,124,272	39,667,000	1,218,855	42,596,000	1,267,925	46,676,000	1,297,198	48,877,000	1,332,385	48,065,000
Instruments, musical.....	7,768,678	119,429,000	8,274,244	122,331,000	9,513,598	139,139,000	8,529,931	121,441,000	7,833,936	109,010,000
Iron, pig.....	74,276	27,135,000	76,978	17,653,000	96,433	25,286,000	65,900	14,398,000	102,927	25,461,000
" bars malleable.....	131,369	37,950,000	162,636	34,165,000	163,737	40,519,000	172,751	45,478,000	196,756	42,794,000
" wire.....	1,873,751	10,136,000	1,820,967	12,691,000	1,294,086	10,242,000	1,504,175	8,762,000	3,472,563	19,192,000
Leather, dressed, dyed.....	2,636,380	30,649,000	1,993,328	27,032,000	1,556,364	19,580,000	1,893,775	20,017,000	3,668,147	35,127,000
" wares, except gloves.....	3,202,019	149,886,000	3,487,351	181,978,000	3,516,397	194,624,000	3,898,057	192,209,000	4,334,661	212,077,000
Machinery and locomotives.....	289,470	77,825,000	350,000	98,627,000	421,112	123,451,000	412,061	128,599,000	462,421	131,830,000
Paper and paperware.....	1,887,132	26,491,000	1,543,322	25,250,000	1,698,392	29,858,000	2,477,576	33,060,000	2,335,139	29,389,000
Silk manufactures.....	109,080	62,797,000	126,770	71,587,000	122,012	72,467,000	119,665	74,268,000	136,782	93,123,000
Skins, dressed.....	60,374	63,514,000	68,064	72,643,000	71,232	52,197,000	64,886	42,118,000	64,866	41,366,000
Spirits.....	1,862,177	136,029,000	2,194,339	176,241,000	2,343,177	215,897,000	2,142,073	187,411,000	2,187,680	183,191,000
Sugar, raw.....	1,828,025	95,915,000	1,873,503	97,293,000	2,171,085	139,836,000	1,872,332	103,782,000	2,359,250	106,322,000
" wares, except gloves.....	50,197	128,717,000	53,970	142,635,000	59,716	139,522,000	47,716	137,261,000	50,186	146,145,000
Textiles, dressed.....	21,742	32,023,000	19,632	32,126,000	22,806	42,729,000	25,558	45,594,000	27,033	51,160,000
Wool, raw.....	382,018	12,114,000	372,706	11,404,000	254,348	7,482,000	257,169	6,273,000	439,237	8,106,000
Woolen manufactures.....	5,166,691	94,187,000	4,935,313	97,719,000	5,629,955	111,492,000	4,734,191	70,634,000	4,932,157	62,156,000

SESSIONAL PAPER No. 10

Sugar, refined.....	5,158,607	118,170,000	4,457,000	105,840,000	4,431,701	105,146,000	6,150,269	126,132,000	5,787,082	97,266,000
Wool, raw.....	90,734	96,284,000	97,686	130,142,000	104,403	131,279,000	98,542	149,144,000	100,813	147,162,000
Woolen yarn.....	85,724	44,892,000	80,003	24,201,000	78,846	21,930,000	97,855	21,757,000	114,385	29,711,000
cloths and stuffs... ..	218,594	143,875,000	215,072	57,316,000	88,311	56,807,000	101,131	36,310,000	108,864	62,460,000
Total value of principal and other articles.....	3,756,600,000	4,207,049,000	4,611,400,000	4,431,448,000	4,077,783,000

NOTE:—The free port of Hamburg and certain parts of Baden, as also Heligoland, are not included under the Zollverein. + Includes Sugar, soft refined.

3-4 EDWARD VII., A. 1904

HOLLAND (Netherlands).

VALUE of the Total Imports Entered for Consumption and Exports of Domestic Produce from and to each Principal Country during the Years ended December 31, 1897 to 1901, inclusive. (*Including Coin and Bullion.*)

Note: Gulden 40 2 cents.

IMPORTS.					EXPORTS.																			
1897.					1898.					1899.					1900.					1901.				
Gulden.					Gulden.					Gulden.					Gulden.					Gulden.				
269,907,000	269,002,000	276,969,000	288,292,000	248,289,000	321,930,000	327,803,000	348,672,000	352,587,000	382,587,000	321,930,000	327,803,000	348,672,000	352,587,000	382,587,000	321,930,000	327,803,000	348,672,000	352,587,000	382,587,000	321,930,000	327,803,000	348,672,000	352,587,000	382,587,000
5,015,000	4,068,000	3,651,000	4,429,000	5,114,000	9,970,000	2,082,000	1,701,000	1,375,000	1,322,000	9,970,000	2,082,000	1,701,000	1,375,000	1,322,000	9,970,000	2,082,000	1,701,000	1,375,000	1,322,000	9,970,000	2,082,000	1,701,000	1,375,000	1,322,000
2,756,000	8,910,000	40,505,000	47,704,000	28,401,000	1,927,000	2,611,000	2,322,000	3,114,000	3,114,000	1,927,000	2,611,000	2,322,000	3,114,000	3,114,000	1,927,000	2,611,000	2,322,000	3,114,000	3,114,000	1,927,000	2,611,000	2,322,000	3,114,000	3,114,000
2,058,000	1,719,000	4,435,000	5,254,000	1,422,000	668,000	530,000	868,000	781,000	781,000	668,000	530,000	868,000	781,000	781,000	668,000	530,000	868,000	781,000	781,000	668,000	530,000	868,000	781,000	781,000
186,403,000	209,410,000	205,761,000	207,936,000	225,533,000	165,772,000	160,916,000	159,417,000	175,683,000	175,683,000	165,772,000	160,916,000	159,417,000	175,683,000	175,683,000	165,772,000	160,916,000	159,417,000	175,683,000	175,683,000	165,772,000	160,916,000	159,417,000	175,683,000	175,683,000
16,059,000	21,347,000	21,140,000	33,226,000	29,028,000	3,449,000	1,805,000	1,937,000	2,886,000	2,886,000	3,449,000	1,805,000	1,937,000	2,886,000	2,886,000	3,449,000	1,805,000	1,937,000	2,886,000	2,886,000	3,449,000	1,805,000	1,937,000	2,886,000	2,886,000
36,693,000	52,635,000	45,427,000	39,916,000	45,849,000	635,000	169,000	385,000	192,000	192,000	635,000	169,000	385,000	192,000	192,000	635,000	169,000	385,000	192,000	192,000	635,000	169,000	385,000	192,000	192,000
602,000	3,374,000	601,000	252,000	1,072,000	4,979,000	6,340,000	6,617,000	6,912,000	6,912,000	4,979,000	6,340,000	6,617,000	6,912,000	6,912,000	4,979,000	6,340,000	6,617,000	6,912,000	6,912,000	4,979,000	6,340,000	6,617,000	6,912,000	6,912,000
4,387,000	3,738,000	6,912,000	11,514,000	8,879,000	3,135,000	3,856,000	4,310,000	3,747,000	3,747,000	3,135,000	3,856,000	4,310,000	3,747,000	3,747,000	3,135,000	3,856,000	4,310,000	3,747,000	3,747,000	3,135,000	3,856,000	4,310,000	3,747,000	3,747,000
895,000	922,000	1,137,000	1,370,000	1,400,000	35,381,000	32,180,000	44,126,000	29,941,000	12,902,000	35,381,000	32,180,000	44,126,000	29,941,000	12,902,000	35,381,000	32,180,000	44,126,000	29,941,000	12,902,000	35,381,000	32,180,000	44,126,000	29,941,000	12,902,000
19,696,000	21,477,000	21,922,000	22,612,000	22,770,000	790,254,000	814,425,000	834,634,000	911,421,000	900,805,000	790,254,000	814,425,000	834,634,000	911,421,000	900,805,000	790,254,000	814,425,000	834,634,000	911,421,000	900,805,000	790,254,000	814,425,000	834,634,000	911,421,000	900,805,000
305,257,000	343,754,000	333,926,000	387,415,000	467,910,000	1,186,000	1,766,000	1,979,000	1,711,000	1,751,000	1,186,000	1,766,000	1,979,000	1,711,000	1,751,000	1,186,000	1,766,000	1,979,000	1,711,000	1,751,000	1,186,000	1,766,000	1,979,000	1,711,000	1,751,000
5,561,000	5,003,000	12,583,000	9,591,000	5,956,000	7,162,000	8,855,000	7,755,000	9,745,000	9,745,000	7,162,000	8,855,000	7,755,000	9,745,000	9,745,000	7,162,000	8,855,000	7,755,000	9,745,000	9,745,000	7,162,000	8,855,000	7,755,000	9,745,000	9,745,000
4,805,000	6,439,000	6,788,000	8,575,000	5,590,000	60,311,000	63,662,000	68,140,000	63,784,000	61,195,000	60,311,000	63,662,000	68,140,000	63,784,000	61,195,000	60,311,000	63,662,000	68,140,000	63,784,000	61,195,000	60,311,000	63,662,000	68,140,000	63,784,000	61,195,000
2,892,000	871,000	5,876,000	321,000	892,000	5,418,000	6,046,000	7,552,000	8,833,000	8,180,000	5,418,000	6,046,000	7,552,000	8,833,000	8,180,000	5,418,000	6,046,000	7,552,000	8,833,000	8,180,000	5,418,000	6,046,000	7,552,000	8,833,000	8,180,000
217,958,000	200,853,000	289,065,000	272,521,000	323,530,000	1,074,000	1,665,000	2,055,000	2,392,000	2,496,000	1,074,000	1,665,000	2,055,000	2,392,000	2,496,000	1,074,000	1,665,000	2,055,000	2,392,000	2,496,000	1,074,000	1,665,000	2,055,000	2,392,000	2,496,000
9,104,000	12,201,000	9,168,000	17,086,000	10,669,000	816,000	3,816,000	3,929,000	2,453,000	3,499,000	816,000	3,816,000	3,929,000	2,453,000	3,499,000	816,000	3,816,000	3,929,000	2,453,000	3,499,000	816,000	3,816,000	3,929,000	2,453,000	3,499,000
16,796,000	20,725,000	21,519,000	18,360,000	16,507,000	6,912,000	7,491,000	8,438,000	10,920,000	8,286,000	6,912,000	7,491,000	8,438,000	10,920,000	8,286,000	6,912,000	7,491,000	8,438,000	10,920,000	8,286,000	6,912,000	7,491,000	8,438,000	10,920,000	8,286,000
8,296,000	8,774,000	8,853,000	10,165,000	11,820,000	248,786,000	164,145,000	204,947,000	184,547,000	160,031,000	248,786,000	164,145,000	204,947,000	184,547,000	160,031,000	248,786,000	164,145,000	204,947,000	184,547,000	160,031,000	248,786,000	164,145,000	204,947,000	184,547,000	160,031,000
31,296,000	25,445,000	18,799,000	29,555,000	41,281,000	248,786,000	164,145,000	204,947,000	184,547,000	160,031,000	248,786,000	164,145,000	204,947,000	184,547,000	160,031,000	248,786,000	164,145,000	204,947,000	184,547,000	160,031,000	248,786,000	164,145,000	204,947,000	184,547,000	160,031,000
248,786,000	164,145,000	204,947,000	184,547,000	160,031,000	31,669,000	37,731,000	40,877,000	44,945,000	40,463,000	31,669,000	37,731,000	40,877,000	44,945,000	40,463,000	31,669,000	37,731,000	40,877,000	44,945,000	40,463,000	31,669,000	37,731,000	40,877,000	44,945,000	40,463,000
31,669,000	37,731,000	40,877,000	44,945,000	40,463,000	17,661,000	19,297,000	19,318,000	20,720,000	19,353,000	17,661,000	19,297,000	19,318,000	20,720,000	19,353,000	17,661,000	19,297,000	19,318,000	20,720,000	19,353,000	17,661,000	19,297,000	19,318,000	20,720,000	19,353,000
9,874,000	7,862,000	5,058,000	6,539,000	5,514,000	9,874,000	7,862,000	5,058,000	6,539,000	5,514,000	9,874,000	7,862,000	5,058,000	6,539,000	5,514,000	9,874,000	7,862,000	5,058,000	6,539,000	5,514,000	9,874,000	7,862,000	5,058,000	6,539,000	5,514,000

COUNTRIES.

Great Britain
Africa, East Coast
" West Coast
Argentine Republic
Australasia
Belgium
Brazil
British India
" North America
Cape of Good Hope
Chile
Denmark
Dutch Guinea
France
Germany
Greece
Italy
Japan
Java and Madura
Norway
Peru and Bolivia
Portugal
Roumania
Russia
Spain
Sweden
Turkey

SESSIONAL PAPER No. 10

284,180,000	279,313,000	297,132,000	283,509,000	303,091,000	United States	44,982,000	13,475,000	60,715,000	61,629,000	79,242,000
17,639,000	6,628,000	12,316,000	11,476,000	14,282,000	Other Countries	2,952,000	2,704,000	5,053,000	6,623,000	1,728,000
1,706,145,000	1,735,746,000	1,916,485,000	1,907,846,000	2,047,082,000	Totals	1,179,147,000	1,515,851,000	1,582,644,000	1,695,251,000	1,733,686,000

3-4 EDWARD VII., A. 1904

HOLLAND (Netherlands).

Total Quantities and Values of the Principal Articles Entered for Consumption (Merchandise only) during the Years ended December 31, 1897 to 1901, inclusive.

NOTE: Gulden = 40 2 cents. Kilog. = 2.204 lbs. Tonnen = 2,204 lbs. Litre = 2.202 galls.

ARTICLES.	1897.			1898.			1899.			1900.			1901.		
	Quantity.	Value.	Gulden.	Quantity.	Value.	Gulden.	Quantity.	Value.	Gulden.	Quantity.	Value.	Quantity.	Value.	Gulden.	
Ceol.....Tonnen.	4,452,000	49,516,000	51,146,000	5,136,000	51,456,000	52,195,000	5,963,000	59,632,000	59,632,000	5,363,000	53,627,000				
Coffee, raw.....Kilog.	108,951,000	47,993,000	48,822,000	110,959,000	48,822,000	52,046,000	114,487,000	50,375,000	50,375,000	118,815,000	52,279,000				
Copper ore....."	131,420,000	21,027,000	25,000,000	156,250,000	25,000,000	29,017,000	183,358,000	29,337,000	29,337,000	180,750,000	28,920,000				
" unwrought....."	50,237,000	30,237,000	47,380,000	44,331,000	47,380,000	44,331,000	53,134,000	53,134,000	53,134,000	39,172,000	39,172,000				
Cotton, raw....."	32,144,000	19,286,000	21,005,000	10,005,000	21,005,000	25,100,000	42,063,000	25,202,000	25,202,000	25,235,000	25,235,000				
" yarn....."		29,841,000	29,781,000		29,781,000	29,263,000		28,246,000	28,246,000		26,858,000				
" manufactures....."		12,939,000	14,355,000		14,355,000	13,189,000		14,966,000	14,966,000		15,914,000				
Drugs, Peruvian bark....."		164,269,000	211,287,000		211,287,000	228,006,000		202,439,000	202,439,000		243,928,000				
Dye-stuffs....."		12,620,000	14,501,000		14,501,000	17,703,000		18,424,000	18,424,000		17,694,000				
Flour and meal.....Kilog.	175,153,000	52,546,000	58,912,000	196,373,000	58,912,000	67,614,000	298,171,000	62,432,000	62,432,000	232,317,000	69,755,000				
Grain, wheat....."	1,110,490,000	144,359,000	136,159,000	1,017,377,000	136,159,000	121,649,000	997,253,000	129,611,000	129,611,000	1,310,300,000	170,339,000				
" barley....."	328,128,000	26,250,000	30,443,000	380,562,000	30,443,000	26,251,000	290,353,000	29,828,000	29,828,000	305,918,000	24,473,000				
" rye....."	503,216,000	45,559,000	448,170,000	403,335,000	448,170,000	36,619,000	598,985,000	45,009,000	45,009,000	526,376,000	47,374,000				
" maize....."	511,979,000	33,279,000	702,481,000	15,661,000	735,319,000	17,939,000	634,730,000	41,257,000	41,257,000	473,374,000	30,769,000				
" oats....."	292,471,000	33,398,000	240,347,000	19,228,000	253,322,000	22,842,000	371,726,000	29,738,000	29,738,000	253,928,000	22,676,000				
Hides and skins, raw....."		19,872,000	19,573,000		19,573,000	19,804,000		20,387,000	20,387,000		22,676,000				
Indigo.....Kilog.	1,465,000	8,789,000	7,813,000	1,362,000	7,813,000	5,387,000	729,000	4,319,000	4,319,000	1,028,000	6,168,000				
Iron, pig....."		26,317,000	22,965,000		22,965,000	36,493,000		44,237,000	44,237,000		21,282,000				
" in bars, hoops, plates, &c....."		34,660,000	34,148,000		34,148,000	35,353,000		38,874,000	38,874,000		41,647,000				
Machinery and locomotives of all kinds....."		13,537,000	15,300,000		15,300,000	18,271,000		20,486,000	20,486,000		20,468,000				
Margarine, oleo.....Kilog.	41,296,000	18,583,000	21,430,000	47,623,000	21,430,000	20,188,000	48,663,000	21,898,000	21,898,000	49,161,000	22,078,000				
Oil, palm....."	17,348,000	8,674,000	9,135,000	18,271,000	9,135,000	10,425,000	29,995,000	10,493,000	10,493,000	23,696,000	11,848,000				
" mineral....."	160,076,000	11,413,000	169,023,000	120,038,000	120,038,000	11,473,000	168,817,000	12,103,000	12,103,000	180,238,000	12,352,000				
Potash, pearl ash, soda, &c....."	42,452,000	11,032,000	9,910,000	34,942,000	9,910,000	9,085,000	36,622,000	9,381,000	9,381,000	32,229,000	8,377,000				
Rice....."	149,849,000	41,955,000	177,337,000	53,381,000	53,381,000	58,017,000	160,353,000	48,106,000	48,106,000	183,091,000	54,927,000				
Saltpetre, unrefined....."	72,534,000	21,740,000	84,782,000	25,435,000	25,435,000	29,805,000	104,865,000	30,457,000	30,457,000	91,387,000	27,416,000				
Seeds, linseed, colza, &c....."	32,916,000	32,916,000	29,417,000	93,351,000	29,417,000	30,348,000	30,661,000	30,661,000	30,661,000	31,551,000	28,802,000				
Spelter or zinc....."	12,994,000	12,994,000	14,412,000		14,412,000	14,568,000		15,207,000	15,207,000		15,336,000				

SESSIONAL PAPER No. 10

Steel and manufactures, also rails and wire

Stone for paving.....1,000 Kilogs.	49,420,000	48,408,000	36,497,000	47,500,000	74,420,000
Sugar, raw.....Kilog.	38,344,000	42,671,000	47,437,000	62,880,000	72,584,000
Tallow, lard and other fat....."	20,257,000	18,896,000	14,832,000	14,687,000	27,851,000
Tea....."	22,331,000	24,244,000	25,416,000	23,791,000	24,677,000
Timber, rough and sawn....."	7,668,000	8,036,000	8,077,000	8,753,000	9,023,000
Tin, unwrought....."	48,784,000	47,547,000	51,560,000	54,568,000	50,710,000
Tobacco, leaf.....Kilog.	18,940,000	21,834,000	20,809,000	23,785,000	24,574,000
Wine.....Litre.	18,044,000	9,663,000	9,297,000	10,460,000	20,654,000
Wool, raw, combed and carded.....Kilog.	4,414,000	4,509,000	4,360,000	4,372,000	10,327,000
Woolen yarn....."	15,172,000	16,370,000	16,821,000	13,279,000	21,437,000
" manufactures....."	5,941,000	5,417,000	5,942,000	5,509,000	4,618,000
" "....."	9,933,000	9,798,000	10,538,000	10,719,000	10,302,000
Total value of principal and other articles.....	1,683,951,000	1,763,090,000	1,906,279,000	1,950,603,000	2,029,371,000

HOLLAND (Netherlands).

TOTAL Quantities and Values of the Principal Articles of Domestic Produce Exported (Merchandise only) during the Years ended December 31, 1897 to 1901, inclusive.

Note: Guilder 10 2 cents. Kilog. 2.204 lbs. Litre .2202 galls.

ARTICLES.	1897.			1898.			1899.			1900.			1901.		
	Quantity.	Value.	Quantity.	Value.	Quantity.	Value.	Quantity.	Value.	Quantity.	Value.	Quantity.	Value.	Quantity.	Value.	
		Guilder.		Guilder.		Guilder.		Guilder.		Guilder.		Guilder.		Guilder.	
Animals living															
Cattle, sheep and pigs	88,304	3,114,000	119,206	3,806,000	131,489	4,542,000	127,358	4,777,000	116,144	4,191,000					
Bran	35,907,000	10,772,000	35,876,000	10,763,000	38,925,000	11,078,000	40,088,000	12,026,000	13,578,000						
Butter	17,625,000	17,625,000	19,948,000	19,948,000	20,379,000	20,379,000	22,372,000	22,372,000	22,065,000	22,065,000					
Candles		9,673,000		8,079,000		6,985,000		6,349,000		5,734,000					
Cheese	38,099,000	13,354,000	39,440,000	13,804,000	45,332,000	13,956,000	45,308,000	16,068,000	47,296,000	16,353,000					
Coffee	56,278,000	24,762,000	61,644,000	27,824,000	72,925,000	32,087,000	73,186,000	33,244,000	71,112,000	32,741,000					
Copper ore	139,477,000	22,316,000	169,362,000	27,098,000	185,197,000	29,032,000	225,143,000	36,023,000	191,755,000	30,678,000					
" unwrought	42,596,000	42,596,000	46,826,000	46,826,000	41,307,000	41,307,000	51,734,000	51,734,000	37,105,000	37,105,000					
Cotton, raw	17,930,000	10,758,000	20,180,000	12,108,000	22,976,000	13,786,000	23,978,000	14,387,000	21,838,000	13,103,000					
" yarn		9,277,000		8,202,000		6,391,000		6,004,000		4,182,000					
" manufactures		32,822,000		33,286,000		32,716,000		34,279,000		34,872,000					
Drugs, Peruvian bark	5,647,000	225,860,000	5,375,000	217,008,000	5,576,000	223,049,000	5,413,000	204,508,000	5,611,000	224,422,000					
" all other		14,078,000		14,552,000		14,303,000		16,303,000		16,052,000					
Dyes		11,559,000		13,552,000		14,303,000		16,303,000		16,052,000					
Fish, fresh and preserved		15,199,000		15,744,000		15,791,000		15,791,000		19,026,000					
including salmon	83,701,000	15,199,000	97,698,000	15,744,000	87,750,000	15,791,000	107,501,000	19,026,000	117,961,000	22,404,000					
Flax, raw	20,084,000	14,433,000	20,192,000	14,322,000	18,326,000	13,150,000	24,053,000	17,253,000	29,639,000	21,233,000					
Grain and flour															
Wheat and wheat flour	886,803,000	117,387,000	822,108,000	110,076,000	735,025,000	97,848,000	769,870,000	102,529,000	1,025,762,000	134,507,000					
Rye and rye flour	339,319,000	36,519,000	302,823,000	32,616,000	238,170,000	27,768,000	348,210,000	37,453,000	301,474,000	32,233,000					
Oats	254,394,000	20,352,000	206,519,000	16,322,000	136,107,000	19,049,000	317,895,000	25,432,000	246,706,000	22,396,000					
Hair, unmanufactured	786,000	3,504,000	674,000	4,715,000	1,211,000	8,483,000	9,142,000	9,142,000	1,053,000	6,523,000					
Hides and skins, raw		17,574,000		17,363,000		19,217,000		19,049,000		20,535,000					
Iron, pig		23,433,000		20,655,000		32,005,000		42,859,000		18,162,000					
" in bars, rods, rails		13,499,000		14,989,000		13,280,000		16,160,000		22,386,000					
" wares, nails and wire, &c.		34,176,000		33,658,000		30,963,000		35,982,000		38,821,000					
" and steel and manu- factures	41,776,000	16,359,000	52,920,000	21,052,000	40,508,000	16,804,000	64,532,000	28,906,000	111,283,000	49,650,000					
Machinery	15,698,000	10,822,000	14,882,000	10,263,000	17,233,000	11,891,000	22,904,000	15,804,000	18,740,000	12,931,000					

3-4 EDWARD VII., A. 1904

SESSIONAL PAPER No. 10

Margarine, oleo	Kilog.	19,576,000	8,809,000	22,192,000	9,986,000	18,846,000	8,481,000	21,077,000	9,755,000	21,538,000	9,692,000
" and artificial											
butter		49,105,000	39,284,000	42,976,000	34,476,000	50,466,000	40,373,000	43,688,000	34,950,000	46,745,000	37,896,000
Paper and manufactures of..		73,318,000	32,035,000	77,550,000	34,247,000	77,838,000	35,640,000	43,420,000	43,632,000	95,488,000	41,198,000
Rice and rice flour.....		70,411,000	21,123,000	79,915,000	23,974,000	88,618,000	23,594,000	90,048,000	27,014,000	89,529,000	26,859,000
Saltpetre, refined.....		65,619,000	19,686,000	75,921,000	22,776,000	79,696,000	23,907,000	84,454,000	25,336,000	78,568,000	22,670,000
Spirits, including liquors..	Litre.	22,523,000	4,599,000	25,514,000	5,194,000	21,639,000	4,424,000	23,216,000	4,744,000	23,739,000	4,834,000
*Sugar, refined	Kilog.	124,780,000	49,566,000	129,814,000	51,492,000	122,381,000	48,476,000	121,554,000	48,245,000	143,646,000	57,312,000
Tin, unwrought		15,365,000	15,365,000	16,497,000	16,497,000	17,581,000	17,581,000	19,191,000	19,191,000	20,409,000	20,409,000
Vegetables, all sorts.....		131,301,000	39,665,000	120,968,000	37,277,000	137,694,000	42,200,000	161,868,000	49,971,000	168,202,000	51,357,000
Wool, raw		11,478,000	13,160,000	11,568,000	13,597,000	12,535,000	14,931,000	9,135,000	10,781,000	15,450,000	18,328,000
Woolen yarn			2,028,000		2,915,000		2,591,000		2,255,000		11,151,000
" manufactures			11,132,000		12,742,000		11,796,000		10,780,000		10,128,000
Total value of principal and other articles ..			1,479,066,000		1,513,479,000		1,507,258,000		1,691,744,000		1,730,039,000

* Including 'Sugar bastard.'

TOTALY.

VALUE of the Total Imports Entered for Consumption and Exports of Domestic Produce (Merchandise and Silver Bullion) from and to each Principal Country during the Years ended December 31, 1898 to 1902, inclusive.

Note: Lira = 19 3 cents.

	IMPORTS.					EXPORTS.				
	1898.	1899.	1900.	1901.	1902.	1898.	1899.	1900.	1901.	1902.
	Lira.	Lira.	Lira.	Lira.	Lira.	Lira.	Lira.	Lira.	Lira.	Lira.
Great Britain.....	253,880,000	299,537,000	358,769,000	279,361,000	287,151,000	116,608,000	117,368,000	153,929,000	151,293,000	143,317,000
Argentina Republic.....	34,416,000	27,168,000	34,354,000	38,048,000	31,360,000	88,301,000	60,574,000	68,249,000	63,555,000	60,301,000
Austria-Hungary.....	129,960,000	160,848,000	191,394,000	178,411,000	176,098,000	153,006,000	158,698,000	144,344,000	130,852,000	126,558,000
Australia.....	31,829,000	36,881,000	34,972,000	30,901,000	32,696,000	5,514,000	4,504,000	4,340,000	6,018,000	6,158,000
Belgium.....	12,338,000	13,081,000	16,313,000	15,987,000	14,467,000	23,157,000	21,424,000	22,393,000	22,451,000	27,475,000
Brazil.....	68,828,000	73,999,000	61,367,000	75,464,000	74,065,000	16,635,000	16,565,000	15,662,000	15,613,000	16,392,000
British East Indies.....	770,000	965,000	1,160,000	1,899,000	1,292,000	29,002,000	28,429,000	29,368,000	29,432,000	28,319,000
Canada.....	1,774,000	1,628,000	893,000	1,946,000	1,312,000	1,376,000	189,000	1,921,000	1,488,000	1,297,000
Central America.....	51,269,000	68,751,000	49,661,000	73,630,000	89,719,000	5,308,000	5,014,000	3,426,000	3,611,000	4,287,000
China.....	7,380,000	7,731,000	10,837,000	11,432,000	11,289,000	1,249,000	1,506,000	4,344,000	3,518,000	4,478,000
Egypt.....	116,379,000	125,320,000	167,357,000	195,229,000	183,841,000	24,955,000	27,719,000	29,416,000	32,081,000	32,289,000
France.....	157,237,000	193,964,000	203,427,000	205,624,000	221,715,000	161,047,000	201,293,000	168,716,000	174,912,000	168,323,000
Germany.....	7,238,000	7,469,000	6,972,000	6,270,000	5,730,000	191,868,000	236,107,000	221,418,000	235,655,000	245,957,000
Greece and Malta.....	9,881,000	8,290,000	6,287,000	10,110,000	11,396,000	18,568,000	18,789,000	17,248,000	19,434,000	18,579,000
Holland.....	53,507,000	27,299,000	32,836,000	64,109,000	8,919,000	12,658,000	17,194,000	17,106,000	16,882,000	14,183,000
Norway, Sweden and Denmark.....	188,179,000	96,157,000	135,511,000	150,008,000	74,007,000	4,362,000	5,221,000	6,385,000	6,920,000	9,309,000
Roumania.....	28,272,000	23,116,000	27,886,000	19,294,000	28,584,000	10,276,000	13,720,000	9,236,000	12,896,000	10,707,000
Russia.....	5,642,000	4,520,000	7,103,000	6,622,000	4,822,000	10,460,000	17,653,000	17,802,000	14,745,000	15,598,000
Spain, Portugal and Gibraltar.....	39,572,000	19,357,000	57,412,000	57,284,000	56,237,000	6,305,000	8,801,000	13,070,000	9,884,000	9,317,000
South America N. E. S. and West Indies.....	15,892,000	15,506,000	17,528,000	22,159,000	23,537,000	183,314,000	246,618,000	206,858,000	204,539,000	260,431,000
Switzerland.....	4,695,000	15,214,000	8,295,000	10,417,000	6,969,000	33,647,000	32,729,000	27,002,000	14,895,000	38,417,000
Tunis and Tripoli.....	165,175,000	168,449,000	226,316,000	234,346,000	211,089,000	8,471,000	9,176,000	9,510,000	10,538,000	8,665,000
United States.....	1,779,000	610,000	601,000	717,000	594,000	107,291,000	118,115,000	121,411,000	139,849,000	177,023,000
Uruguay.....	17,331,000	44,363,000	30,703,000	29,553,000	35,629,000	9,577,000	3,847,000	3,847,000	5,335,000	5,598,000
Other Countries.....	1,413,355,000	1,506,561,000	1,700,236,000	1,718,489,000	1,775,743,000	10,594,000	20,556,000	17,982,000	15,296,000	32,280,000
Totals.....	1,413,355,000	1,506,561,000	1,700,236,000	1,718,489,000	1,775,743,000	1,203,569,000	1,431,416,000	1,388,246,000	1,374,458,000	1,472,420,000

* Includes Bulgaria and Candia.

SESSIONAL PAPER No. 10

ITALY.

TOTAL Quantities and Values of the Principal Articles Entered for Consumption (Merchandise and Silver Bullion) during the
Years ended December, 31, 1898 to 1902, inclusive.

Note:—*Lira* = 19.3 cents. *Kilog* = 2.204. *Quintal* = 220.4 lbs. *Tonne* = 2,204 lbs.

ARTICLES.	1898.		1899.		1900.		1901.		1902.	
	Quantity.	Value.	Quantity.	Value.	Quantity.	Value.	Quantity.	Value.	Quantity.	Value.
		<i>Lire.</i>		<i>Lire.</i>		<i>Lire.</i>		<i>Lire.</i>		<i>Lire.</i>
Animals, horses	No.									
Cherasc.	26,467	21,174,000	36,927	29,542,000	36,606	29,285,000	38,180	30,544,000	46,463	32,524,000
Coal and coke	3,969,500	5,169,000	3,968,100	5,357,000	4,242,100	5,939,000	4,897,700	7,883,000	4,018,400	6,831,000
Coffee	4,431,524	137,377,000	4,859,556	150,646,000	4,947,180	307,782,000	4,838,391	150,069,000	5,406,069	140,558,000
Cotton, raw	13,391,700	14,062,000	14,192,500	12,774,000	14,092,100	15,297,000	15,902,500	14,494,000	16,259,900	14,659,000
" Yarn	132,858,800	111,601,000	130,850,300	107,352,000	122,689,500	150,908,000	135,121,800	158,063,000	147,357,800	162,094,000
Cotton manufactures—	720,000	2,287,000	731,000	4,656,000	814,600	5,106,000	810,800	4,843,000	827,800	5,265,000
Unbleached	152,900	475,000	143,500	443,000	151,400	546,000	165,100	524,000	124,300	393,000
Bleached	354,600	1,040,000	320,100	1,030,000	284,600	1,072,000	238,200	817,000	212,500	804,000
Coloured and dyed	387,900	1,401,000	378,300	1,335,000	368,000	1,563,000	306,000	1,229,000	329,500	1,363,000
Printed	448,500	1,692,000	402,500	1,904,000	480,100	2,567,000	420,100	2,161,000	501,700	2,377,000
Cotton mixed with wool, dyed or not	313,000	2,412,000	301,400	2,562,000	273,300	2,405,000	221,800	1,907,000	288,100	2,048,000
Fish, of all sorts	50,715,000	30,469,000	44,627,800	30,335,000	45,088,800	30,522,000	48,364,000	34,736,000	54,749,900	39,321,000
Grain, wheat	914,481	210,331,000	517,326	99,163,000	732,653	152,535,000	1,064,291	198,130,000	1,177,727	206,195,000
Hides, raw and dried	20,539,800	36,219,000	21,531,700	41,147,000	22,261,000	43,364,000	20,049,800	38,951,000	19,372,300	38,459,000
Iron, cast, in pigs	1,690,394	14,370,000	1,916,134	21,077,000	1,606,807	19,282,000	1,399,717	15,997,000	1,551,329	13,963,000
Linen and hemp yarn	4,356,900	11,163,000	4,156,400	10,717,000	3,524,700	10,242,000	3,331,400	9,948,000	4,247,290	12,273,000
Machinery and locomotives, and parts of	290,420	39,119,000	413,062	56,230,000	570,385	79,988,000	500,472	68,620,000	481,347	63,882,000
Oil, olive	16,244,100	15,432,000	15,176,500	15,177,000	17,630,200	17,983,000	11,429,900	11,773,000	11,909,200	12,296,000
Oil, mineral, refined	70,654,500	12,011,000	71,390,700	14,992,000	73,088,700	16,080,000	63,297,700	14,533,000	68,781,000	13,550,000
Silk in cocoons	1,967,200	17,173,000	2,580,100	27,937,000	2,719,700	27,823,000	3,454,200	33,006,000	4,182,600	43,826,000
" thrown: single, double or twisted, undyed	1,763,000	61,997,000	2,473,200	102,407,000	1,933,000	74,405,000	2,335,100	83,833,000	2,744,400	107,654,000
" " dyed	431,840	18,137,000	634,115	34,014,000	691,145	31,793,000	849,815	38,224,000	907,700	45,482,000
" manufactures of pure silk	145,039	12,663,000	153,315	11,566,000	140,052	12,418,000	158,536	13,616,000	290,846	20,392,000
" manufactures of silk mixed with other materials	135,108	5,570,000	126,629	5,782,000	102,017	4,317,000	114,411	5,532,000		

TOTALY.

Total Quantities and Values of the Principal Articles Entered for Consumption (Merchandise and Silver Bullion) during the Years ended December 31, 1898 to 1902, inclusive. *Cont.*

NOTE: Tara 19-3 cents. Kilog 2-201. Quintal 220 lbs. Tampo 2-264 lbs.

ARTICLES.	1898.		1899.		1900.		1901.		1902.	
	Quantity.	Value.	Quantity.	Value.	Quantity.	Value.	Quantity.	Value.	Quantity.	Value.
Sugar, raw..... Kilog.	71,723,800	29,083,000	61,486,800	17,132,000	51,391,000	13,876,000	36,712,000	9,178,000	15,811,900	3,611,000
" refined..... "	1,371,800	509,000	1,502,800	556,000	2,779,900	1,001,000	1,731,700	500,000	5,633,200	1,631,000
Timber for building, rough or squared.....		35,202,000		13,586,000		51,578,000		56,338,000		55,815,000
Tobacco, leaf..... Kilog.	11,400,500	13,391,000	12,674,500	19,138,000	17,360,100	22,221,000	20,981,600	28,745,000	18,169,000	21,749,000
Wool, raw and waste..... "	10,208,300	30,631,000	13,398,200	51,786,000	12,693,300	12,821,000	14,118,500	15,980,000	16,807,900	60,570,000
Woolen yarn..... "	734,400	4,639,000	490,200	1,093,000	393,000	3,069,000	327,500	2,490,000	391,300	3,056,000
" piecegoods of pure wool..... Quint.	25,516	21,291,000	23,789	25,389,000	22,119	21,024,000	24,333	22,439,000	27,753	25,625,000
Total value of principal and other articles.....		1,413,335,000		1,506,561,000		1,700,236,000		1,718,489,000		1,775,713,000

TABLE.

Total Quantities and Values of the Principal Articles of Domestic Produce Exported (Merchandise and Silver Bullion) during the Years ended December 31, 1898 to 1902, inclusive.

Note.—Lira=19.3 cents Kilog.=2.204 lbs. Tonne=2,204 lbs. Hectolitre=22.02 galls.

ARTICLES.	1898.		1899.		1900.		1901.		1902.	
	Quantity.	Value.	Quantity.	Value.	Quantity.	Value.	Quantity.	Value.	Quantity.	Value.
		Lire.		Lire.		Lire.		Lire.		Lire.
Animals: Cattle.....	No. 37,540	12,565,000	40,143	15,201,900	46,555	16,597,000	33,705	12,553,000	35,014	13,686,000
Swine.....	" 47,887	3,671,000	73,391	5,381,000	52,872	3,978,000	48,001	4,050,000	57,660	5,329,000
Butter and cheese.....	" 15,639,900	26,735,000	16,840,100	29,757,000	18,221,100	32,808,000	16,984,800	33,014,000	19,176,000	37,274,000
Coral, manufactured.....	" 160,286	24,045,000	170,186	30,675,000	124,319	22,411,000	127,245	22,999,000	160,438	32,114,000
Cotton, raw.....	" 5,193,100	1,870,000	4,467,300	1,644,000	3,229,800	2,611,000	4,406,000	2,023,000	6,048,900	2,729,000
" manufactures of.....	" 11,895,000	38,859,000	13,891,000	42,429,000	13,827,000	49,634,000	18,339,200	52,965,000	16,695,200	49,785,000
Dyeing and tanning stuffs:										
Unground.....	" 18,689,000	4,141,000	14,241,200	3,406,000	11,947,500	2,767,000	12,906,300	2,649,000	13,175,200	2,533,000
Ground.....	" 21,323,200	5,120,000	23,269,600	5,826,000	20,945,700	5,028,000	22,463,100	4,495,000	23,292,500	4,645,000
Eggs.....	" 31,489,100	37,587,000	33,797,700	43,937,000	33,731,600	50,035,000	33,048,200	47,920,000	28,797,500	43,061,000
Fruit:—										
Oranges and lemons.....	" 196,234,200	24,034,000	237,544,400	23,754,000	198,974,300	21,887,000	242,863,100	24,286,600	318,376,600	26,422,000
Almonds, clean or shelled.....	" 11,176,900	16,453,000	13,661,500	25,193,000	8,020,700	16,515,000	16,828,600	32,285,000	9,976,200	19,283,000
Grain (including also dried vegetable).....	" 30,506	6,351,000	23,115	4,554,000	47,091	9,478,000	33,325	6,571,000	31,322	6,287,000
Hemp and flax, raw.....	" 14,093,200	333,517,000	48,559,800	36,907,000	50,484,500	43,938,000	38,456,600	34,612,000	45,592,300	11,033,000
Hides and skins, raw.....	" 97,870	17,121,000	117,845	22,180,000	115,890	21,584,000	124,849	20,874,000	117,594	21,443,000
Marble, alabaster, and man-ufactures of.....	" 157,012	16,131,000	181,303	18,483,000	134,758	17,454,000	170,691	19,319,000	196,805	22,712,000
Meat, fresh and salted.....	" 11,104,000	15,690,000	12,777,200	18,431,000	11,804,000	17,355,000	10,217,800	17,354,000	11,285,000	17,245,000
Oil, olive.....	" 33,409,000	36,082,000	42,352,000	51,039,000	22,946,000	28,433,000	33,249,000	39,899,000	35,403,800	41,422,000
Rice.....	" 40,143,000	13,714,000	39,611,000	13,521,000	46,332,000	15,467,000	51,934,000	17,314,000	43,644,000	15,316,000
Ships, boats, barges, &c. Reg. Tons	" 21,007	36,622,000	9,713	3,291,000	13,350	2,560,000	20,887	1,672,000	15,121	1,022,000
Silk cocoons.....	" 4,164	2,776,000	3,830	3,337,000	1,973	1,432,000	2,635	2,401,000	3,232	2,680,000
" raw and thrown, un-dyed.....	" 6,796,900	316,025,000	7,385,200	419,120,000	6,742,600	349,062,000	7,978,700	385,472,000	8,568,800	445,078,000
" waste.....	" 3,861,000	27,050,000	3,765,300	34,126,000	3,316,800	31,632,000	3,482,100	33,491,000	1,736,300	42,919,000
" manufactures of pure silk.....	" 461,868	32,633,000	651,901	51,637,000	806,010	57,375,000	885,994	62,182,000	1,096,142	69,238,000
" manufacture of silks mixed with other material.....	" 113,257	4,311,900	133,731	6,051,000	183,093	7,177,000	258,391	9,619,000		

ITALY.

Total Quantities and Values of the Principal Articles of Domestic Produce Exported (Merchandise and Silver Bullion) during the Years ended December 31, 1898 to 1902, inclusive.

Note: Libra 19.3 cents. Kilog. 2.204 lbs. Quintal 220.4 lbs. Tonne 2,204 lbs. Hectolitre 22.02 galls.

ARTICLES.	1898.		1899.		1900.		1901.		1902.	
	Quantity.	Value.	Quantity.	Value.	Quantity.	Value.	Quantity.	Value.	Quantity.	Value.
		Lira.		Lira.		Lira.		Lira.		Lira.
Straw plait	21,072	7,462,000	23,160	9,264,000	24,572	9,817,000	18,678	6,572,000	19,095	6,550,000
Sulphur, raw and refined	405,823,400	41,800,000	124,018,300	43,462,000	479,138,500	47,433,000	414,018,000	41,198,000	439,242,400	44,741,000
Wine, in casks	2,462,854	66,609,000	2,386,964	66,993,000	1,826,337	57,378,000	1,283,493	37,029,000	1,321,043	35,390,000
" " in the bottle	38,125	4,827,000	40,841	5,163,000	43,874	5,604,000	45,972	5,867,000	60,128	7,786,000
Zinc ore	139,064,000	13,096,000	140,107,000	16,813,000	111,876,000	12,306,000	103,029,000	19,302,000	114,894,000	12,638,000
Total value of principal and other articles		1,203,569,000		1,431,416,000		1,338,246,000		1,374,458,000		1,472,421,000

JAPAN.
 VALUE of the Total Imports and Exports of Merchandise from and to each Principal Country during the Years ended December 31,
 1898 to 1902, inclusive.

NOTE:— Gold Yen=49¹⁰/₁₀₀ cts.

IMPORTS.		COUNTRIES.					EXPORTS.				
1898.	1899.	1900.	1901.	1902.		1898.	1899.	1900.	1901.	1902.	
Gold Yen.	Gold Yen.	Gold Yen.	Gold Yen.	Gold Yen.		Gold Yen.	Gold Yen.	Gold Yen.	Gold Yen.	Gold Yen.	
62,708,000	44,837,000	71,038,000	50,576,000	50,364,000	Great Britain.....	7,784,000	11,271,000	11,263,000	11,483,000	17,346,000	
1,403,000	1,709,000	2,456,000	1,778,000	1,672,000	Australasia.....	4,396,000	2,170,000	2,531,000	2,533,000	3,172,000	
591,000	1,250,000	4,302,000	4,788,000	2,377,000	Austria-Hungary.....	356,000	675,000	497,000	1,587,000	1,143,000	
4,317,000	5,416,000	7,949,000	3,811,000	6,978,000	Belgium.....	101,000	331,000	27,000	519,000	600,000	
40,704,000	43,884,000	23,316,000	42,780,000	50,977,000	British India.....	6,134,000	6,062,000	8,704,000	9,658,000	13,337,000	
137,000	182,000	317,000	182,000	517,000	British North America.....	2,366,000	2,358,000	2,051,000	3,276,000	3,486,000	
30,524,000	28,688,000	29,961,000	10,052,000	40,591,000	China.....	29,193,000	40,257,000	31,872,000	42,926,000	46,839,000	
4,796,000	4,976,000	8,806,000	3,753,000	7,928,000	Corcia.....	3,844,000	6,996,000	9,954,000	11,373,000	10,554,000	
6,980,000	5,768,000	8,096,000	3,753,000	4,746,000	France.....	20,496,000	29,248,000	19,150,000	27,276,000	27,283,000	
25,611,000	17,613,000	29,200,000	28,320,000	25,813,000	Germany.....	2,469,000	3,797,000	3,556,000	5,251,000	4,737,000	
13,304,000	7,338,000	10,660,000	11,442,000	2,455,000	Hong Kong.....	31,474,000	34,291,000	39,177,000	41,757,000	25,876,000	
386,000	297,000	459,000	134,000	187,000	Italy.....	2,485,000	3,582,000	7,127,000	12,569,000	13,288,000	
3,294,000	2,384,000	2,284,000	2,981,000	1,494,000	Philippine Islands.....	113,000	287,000	1,257,000	2,581,000	1,732,000	
1,810,000	4,583,000	6,023,000	4,725,000	6,067,000	Russia.....	2,613,000	3,173,000	4,165,000	3,143,000	3,114,000	
4,174,000	757,000	585,000	1,195,000	1,696,000	Siam.....	42,000	27,000	36,000	32,000	56,000	
3,498,000	1,977,000	3,013,000	2,209,000	1,951,000	Switzerland.....	257,000	112,000	118,000	150,000	756,000	
49,001,000	38,216,000	62,761,000	42,769,000	48,653,000	United States.....	47,311,000	63,919,000	52,566,000	72,309,000	80,233,000	
30,584,000	10,887,000	15,042,000	15,395,000	17,235,000	Other Countries.....	1,757,000	2,393,000	2,841,000	4,697,000	4,751,000	
277,502,000	220,402,000	287,262,000	255,817,000	271,731,000	Totals.....	162,797,000	211,495,000	198,064,000	252,350,000	258,303,000	
.....	Ships use. (Exports only).....	2,457,000	3,435,000	6,366,000	
277,502,000	220,402,000	287,262,000	255,817,000	271,731,000	Grand totals, merchandise.....	165,754,000	214,930,000	204,430,000	252,350,000	258,303,000	
42,564,000	20,164,000	11,518,000	10,961,000	32,161,000	Com and ballion.....	86,987,000	11,178,000	56,707,000	14,049,000	2,029,000	
320,066,000	240,566,000	298,780,000	266,778,000	303,892,000	Grand totals.....	252,741,000	226,108,000	261,137,000	266,399,000	260,332,000	

3-4 EDWARD VII., A. 1904

JAPAN.

Total Quantities and Values of the Principal Articles Entered for Consumption (Merchandise only) during the Years ended December 31, 1898 to 1902, inclusive.

Note: Gold Yen 19¹⁰ cts. Kin 13228 lbs. Picul = 133.3 lbs. Yard and Ton, same as Canadian.

ARTICLES.	1898.		1899.		1900.		1901.		1902.	
	Quantity.	Value.	Quantity.	Value.	Quantity.	Value.	Quantity.	Value.	Quantity.	Value.
Arms, machinery instruments, &c.		Gold Yen.		Gold Yen.		Gold Yen.		Gold Yen.		Gold Yen.
Arms and munitions of war		1,987,000		169,000		74,000		24,000		17,000
Carriages of railways and parts of		901,000		681,000		1,335,000		906,000		825,000
Locomotive engines and parts of		4,266,000		1,968,000		1,889,000		1,749,000		1,708,000
Machinery		7,258,000		3,913,000		6,130,000		8,568,000		7,147,000
Steam boilers, engines and parts of		697,000		327,000		773,000		1,096,000		903,000
Vessels, steam	10	7,488,000	9	3,621,000	14	2,619,000	13	2,566,000	17	1,488,000
Watches	531,372	2,960,000	47,737	238,000	114,891	730,000	100,457	432,000	65,516	2,231,000
Other		3,429,000		2,751,000		4,952,000		4,755,000		2,103,000
Totals		28,933,000		13,608,000		17,752,000		20,976,000		14,427,000
Beverages and provisions:—										
Butter	248,988	133,000	169,061	102,000	159,561	109,000	181,273	119,000	198,457	140,000
Cheese	45,673	18,000	51,686	23,000	70,102	28,000	70,593	29,000	72,041	30,000
Eggs, fresh		493,000		827,000		1,243,000		1,299,000		1,196,000
Flour and other	38,933,510	2,032,000	29,108,836	1,383,000	81,473,810	3,902,000	63,119,614	2,891,000	72,290,608	3,392,000
Hams and bacon	30,847	19,000	103,240	42,000	140,149	59,000	116,382	50,000	108,712	51,000
Salted fish	10,612,880	610,000	25,788,263	1,213,000	43,855,553	2,185,000	30,541,836	1,443,000	40,391,028	2,011,000
Other		1,515,000		1,240,000		1,944,000		1,972,000		1,984,000
Totals		4,820,000		4,830,000		9,470,000		7,503,000		8,714,000
Books and stationery		4,009,000		2,540,000		5,262,000		2,930,000		4,948,000
Clothing and apparel:—										
Hats, caps, &c.	18,728	247,000	13,040	213,000	21,742	411,000	17,210	341,000	18,016	233,000
Undershirts and drawers	13,868	125,000	11,949	130,000	22,169	246,000	22,517	242,000	14,138	152,000
Other		682,000		533,000		835,000		685,000		942,000
Totals		1,054,000		896,000		1,512,000		1,268,000		1,327,000

SESSIONAL PAPER No. 10

Drugs, medicines and chemicals :—	29,730,048	2,700,000	17,450,577	2,061,000	1,239,225	132,000	170,000	1,710,794	201,000
Alcohol.....	1,083,362	508,000	571,384	244,000	451,631	187,000	291,000	663,356	268,000
Dynamite.....	3,782,426	632,000	2,331,918	419,000	4,179,913	679,000	585,000	4,897,241	785,000
Potash, chlorate of.....	2,303,418	196,000	476,444	46,000	1,088,380	114,000	209,000	1,737,088	194,000
Sulphure.....	11,799,685	423,000	11,227,274	522,000	15,086,678	930,000	469,000	12,447,731	788,000
Soda, caustic.....	3,968,000	4,396,000	5,119,000	4,096,000	5,215,000
Other.....
Totals.....	8,427,000	7,688,000	7,161,000	5,819,000	7,451,000
Dyes and paints :—	1,357,729	1,219,000	1,114,431	904,000	1,739,970	1,329,000	885,000	2,260,904	1,653,000
Aniline dyes.....	1,806,276	2,271,000	1,768,728	2,904,000	1,851,673	3,903,000	2,695,000	1,417,886	3,698,000
Indigo, dry.....	1,139,750	238,000	822,624	172,000	1,326,334	322,000	828,057	1,484,823	363,000
Logwood, extract of.....	2,020,852	239,000	1,483,573	198,000	1,397,160	287,000	311,000	1,799,721	261,000
Paint in oil.....	1,194,000	1,043,000	1,481,000	1,319,630	1,307,000
Other.....
Totals.....	5,161,000	5,221,000	7,322,000	5,359,000	6,682,000
Glass and glassware.....	917,000	1,418,000	1,156,000	1,395,000	1,837,000
Grain and seeds :—	2,406,707	7,101,000	3,080,786	8,822,000	1,707,742	4,818,000	1,938,474	5,328,000	5,787,000
Beans, pease and pulse.....	4,811,686	144,000	3,064,206	86,000	22,350,397	692,000	273,000	8,638,443	244,000
Wheat.....	48,960,000	7,063,000	10,635,000	13,196,000	20,196,000
Other.....
Totals.....	56,205,000	15,911,000	15,545,000	18,797,000	26,223,000
Hair, horn, ivory, skins, &c :—	3,875,263	729,000	3,769,901	847,000	3,592,861	842,000	952,000	3,591,349	920,000
Hides, horns, hoofs, all sorts.....	2,723,846	1,767,000	1,693,291	1,067,000	2,661,826	2,086,000	1,347,000	1,923,893	1,346,000
Leather, sole and other.....	582,000	559,000	709,000	678,000	810,000
Other.....
Totals.....	3,078,000	2,464,000	3,637,000	2,977,000	3,076,000
Metals and manufactures of :—	120,636,742	231,000	59,438,856	215,000	92,975,054	348,000	453,000	425,000
Copper and manufactures of.....	23,963,208	1,150,000	38,950,730	2,223,000	32,218,905	2,181,000	1,365,000	81,220,894	3,519,000
Iron, bars and rods.....	38,633,736	1,406,000	44,062,663	3,220,000	69,296,905	4,081,000	2,033,000	27,584,954	1,451,000
" nails.....	8,140,046	409,000	11,989,521	847,000	13,291,457	1,096,000	684,000	51,118,391	2,445,000
" plate and sheet.....	565,000	7,639,655	668,000	13,180,565	1,290,000	1,172,000	12,489,313	800,000
" rod, including sheet and tea.....	2,535,000	344,000	2,585,000	1,816,000	717,000
Materials for railways.....	212,261	151,000	68,882	51,000	144,306	124,000	249,765	266,000
Nickel.....	126,154,405	2,632,000	12,634,842	435,000	107,359,850	4,753,000	1,613,000	45,316,195	1,663,000
Steel.....	9,732,753	964,000	8,118,863	955,000	7,113,832	1,154,000	6,030,423	5,437,195	660,000
Tin.....	599,936	227,000	610,265	361,000	665,137	473,000	530,000	727,989	501,000

*Litre.

3-4 EDWARD VII., A. 1904

JAPAN.

Total Quantities and Values of the Principal Articles Entered for Consumption (Merchandise only), &c. *Cont.*

Articles.	1898.		1899.		1900.		1901.		1902.	
	Quantity.	Value.	Quantity.	Value.	Quantity.	Value.	Quantity.	Value.	Quantity.	Value.
<i>Metals and manufactures of—</i>										
<i>Zinc, including sheet and</i>										
old	6,448,361	755,000	8,298,601	1,311,000	11,319,224	1,654,000	7,199,868	932,000	10,216,127	1,334,000
Other		8,579,000		7,494,000		12,774,000		10,361,000		9,353,000
Totals		23,646,000		19,698,000		37,746,000		25,407,000		23,837,000
<i>Oil and wax—</i>										
Kerosene	67,905,455	7,553,000	52,121,837	7,918,000	67,842,324	14,163,000	68,996,392	14,943,000	75,480,454	11,937,000
Other		1,001,000		1,015,000		1,731,000		1,119,000		1,763,000
Totals		8,554,000		8,933,000		15,914,000		16,362,000		16,700,000
Sugar		28,620,000		17,645,000		26,692,000		33,530,000		11,485,000
<i>Textile fabrics, yarns, &c.:</i>										
Carpets, all sorts		180,000		235,000		255,000		66,000		68,000
Cotton, chintz or printed										
cottons	11,495,698	1,177,000	11,621,494	1,438,000	14,091,812	2,003,000	4,511,240	680,000	18,548,504	2,602,000
Cotton, raw	2,497,247	43,410,000	3,340,300	61,306,000	2,463,672	38,500,000	2,498,665	39,739,000	3,348,831	78,780,000
" satus	8,737,311	1,645,000	1,811,489	930,000	16,727,383	3,663,000	6,692,372	1,685,000	7,843,454	1,784,000
" shirtings, gray	59,240,901	4,383,000	52,053,580	3,375,000	69,831,980	5,578,000	36,227,792	2,992,000	66,394,093	5,071,000
" velvets	3,191,482	813,000	925,004	396,000	1,803,570	864,000	826,136	454,000	2,566,986	1,231,000
" yarn	45,029,991	8,548,000	8,210,617	4,993,000	9,650,988	7,043,000	5,994,621	4,871,000	2,697,932	1,748,000
Flax and hemp yarn	7,232,819	591,000	12,610,796	1,245,000	14,544,147	1,700,000	12,965,189	1,370,000	13,295,475	1,603,000
Handkerchiefs, all sorts	470,727	251,000	492,139	362,000	557,308	325,000	391,580	101,000	338,064	301,000
Wool and manufactures of		313,000		370,000		380,000		114,000		95,000
Blankets	552,620	480,000	286,360	229,000	463,827	394,000	79,623	78,000	149,319	124,000
Flannels	3,605,700	1,360,000	766,563	375,000	1,575,181	918,000	623,716	343,000	965,248	487,000
Italian cloths	3,484,920	1,068,000	3,124,809	1,133,000	2,660,635	1,421,000	1,626,068	601,000	3,130,312	1,181,000
Mousseline de laine	24,924,439	4,408,000	18,220,344	4,354,000	25,260,591	7,365,000	12,082,429	3,839,000	13,241,723	3,755,000
Woolen cloth	3,027,682	3,248,000	3,064,446	2,536,000	6,981,291	5,404,000	2,749,939	2,181,000	4,611,410	3,430,000
Wool, raw	2,838,801	1,643,000	4,746,509	4,324,000	4,514,298	3,920,000	4,932,196	3,129,000	4,066,777	3,398,000

SESSIONAL PAPER No. 10

Woolen yarn..... Kin.	722,839	785,000	479,311	593,000	1,244,667	1,799,000	701,244	807,000	888,394	922,000
All other fabrics, &c.....		7,203,000		8,385,000		14,246,000		8,122,000		10,285,000
Totals.....		83,506,000		96,826,000		115,458,000		90,768,000		116,870,000
Tobacco and manufactures of.....		6,628,000		6,016,000		585,000		121,000		996,000
Wines and liquors.....		1,398,000		610,000		680,000		698,000		696,000
Sundries:—										
Animals.....		149,000		47,000		76,000		211,000		119,000
Coal and coke..... Tons.		52,396		1,072,000		2,415,000		2,700,000		1,401,000
Gunny bags..... No.		153,000		57,228		45,000		37,000		73,000
Gutta percha, mfts. of.....				1,264,560		333,000		163,000		224,000
Oil cakes..... Pence.		2,101,410		2,795,504		5,696,000		8,169,000		10,122,000
Pulp for making paper..... Kin.		2,705,918		6,588,197		455,000		296,000		365,000
Timber, wood and planks.....						869,000		793,000		755,000
Other.....						10,794,000		10,330,000		9,990,000
Totals.....		12,312,000		15,747,000		20,683,000		22,465,000		23,049,000
Grand totals.....		277,271,000		220,651,000		286,589,000		255,475,000		271,319,000
Re-imported articles.....						673,000		342,000		412,000
Total imports of merchandise.....		277,502,000		220,402,000		287,262,000		255,817,000		271,731,000
Coin and bullion.....						11,518,000		10,961,000		32,161,000
Grand totals.....		320,066,000		240,566,000		298,780,000		266,778,000		303,892,000

3-4 EDWARD VII., A. 1904

JAPAN.

TOTAL Quantities and Values of the Principal Articles of Domestic Produce Exported (Merchandise only) during the Years ended December 31, 1898 to 1902, inclusive.

NOTE.—Gold Yen = 49¹⁰/₁₀₀ cts. Kin=132.28 lbs. Picul=133.3 lbs. Ton, same as Canadian.

ARTICLES.	1898.		1899.		1900.		1901.		1902.	
	Quantity.	Value.	Quantity.	Value.	Quantity.	Value.	Quantity.	Value.	Quantity.	Value.
		Gold Yen.		Gold Yen.		Gold Yen.		Gold Yen.		Gold Yen.
Books and paper.....		1,421,000		1,358,000		1,541,000		1,659,000		1,786,000
Drugs, medicines, dyes and paints:										
Camphor..... Kin.	2,434,028	1,175,000	2,758,025	1,754,000	3,280,715	3,071,000	4,165,757	3,405,000	3,953,211	3,405,000
Ginseng..... " "	336,061	424,000	402,221	477,000	402,914	498,000	419,328	453,000	363,913	361,000
Menthol crystal..... " "	25,530	106,000	45,665	195,000	30,485	173,000	65,394	457,000	54,352	461,000
Sulphur..... " "	21,045,468	477,000	27,806,719	575,000	29,726,987	698,000	29,879,849	662,000	35,454,556	759,000
Other..... " "		683,000		963,000		1,021,000		1,119,000		1,153,000
Totals.....		2,865,000		3,954,000		5,371,000		6,576,000		6,151,000
Grain, beverages and provisions:—										
Fish, cattle..... Kin.	6,016,420	1,268,000	6,390,618	1,362,000	5,191,157	1,459,000	8,798,629	1,842,000	10,074,834	1,802,000
Flour..... " "	3,318,052	188,000	698,752	35,000	1,373,632	73,000	180,627	9,000	317,734	17,000
Ginger..... " "	331,237	66,000	982,397	66,000	1,361,715	135,000	1,162,359	131,000	2,363,512	318,000
Mustroom, shiitake..... " "	1,213,848	632,000	1,226,113	689,000	1,197,654	686,000	1,567,173	861,000	1,490,838	867,000
Rice..... Piculs.	1,050,118	5,920,000	2,178,837	10,282,000	633,908	3,377,000	1,301,512	6,909,000	1,269,238	6,680,000
Sea-weeds..... " "	39,773,821	711,000	46,197,446	946,000	36,041,011	884,000	60,909,730	1,418,000	39,368,374	809,000
Shell fish, awabi..... " "	1,035,626	467,000	1,115,767	530,000	850,986	430,000	856,901	483,000	929,568	513,000
Other..... " "		3,302,000		4,444,000		5,469,000		7,619,000		7,239,000
Totals.....		12,554,000		18,354,000		12,703,000		19,272,000		18,245,000
Metals and manufactures of:—										
Copper, ingot..... } " slab..... } " other, manufact'd..... }		7,597,000		11,670,000		13,015,000		14,141,000		10,636,000
Iron ware.....		236,000		218,000		280,000		412,000		486,000
Other.....		1,012,000		1,146,000		965,000		1,268,000		1,674,000
Totals.....		8,845,000		13,034,000		14,260,000		15,821,000		12,796,000

SESSIONAL PAPER No. 10

Oil, fish wax, vegetable, other	6,641,274 3,789,791 89,000	391,000 610,000	9,182,780 4,569,615	551,000 642,000 118,000	12,646,954 3,702,087	907,000 361,000 256,000	14,610,195 4,049,317	1,024,000 610,000 76,000	20,421,894 4,216,017	1,563,000 790,000 194,000
Totals	1,050,000	1,311,000	1,724,000	1,004,000	1,033,000	1,710,000	1,033,000	1,107,000	2,487,000	
Skins, hair, shells, horns, &c		799,000		1,031,000		1,004,000		1,033,000		1,107,000
Tea										
Tea, green	25,845,092	7,802,000	27,998,589	7,700,000	26,261,895	8,105,000	26,651,839	7,819,000	27,730,425	9,826,000
" dust	3,934,152	244,000	4,517,803	287,000	3,621,388	703,000	2,855,970	179,000	2,630,485	207,000
Other		110,000		512,000				856,000		451,000
Totals		8,216,000		8,499,000		9,036,000		8,854,000		10,484,000
Textile fabrics, clothing and raw materials thereof										
Carpets, hemp or cotton	446,071	851,000	475,913	721,000	771,884	867,000	543,263	631,000	*1,199,580	653,000
Cotton yarn	68,833,763	20,117,000	102,360,832	28,521,000	72,619,660	20,589,000	62,751,795	21,466,000	39,241,283	19,901,000
" piece goods	2,856,632	1,957,000	3,371,615	2,781,000	4,753,268	3,437,000	4,372,881	3,236,000	3,645,770	2,804,000
Silk, raw	4,857,329	42,047,000	5,946,911	62,628,000	4,630,963	44,658,000	8,698,000	74,667,000	8,078,166	76,859,000
" poshi	1,403,437	1,083,000	1,198,371	1,298,000	834,122	961,000	496,923	965,000	1,313,250	1,034,000
" waste	2,088,332	1,573,000	3,189,846	2,776,000	3,065,039	3,201,000	3,832,364	3,473,000	3,879,928	4,020,000
" piece goods	12,774,000			17,247,000		18,604,000	3,832,364	25,627,000		27,887,000
" handkerchiefs	1,254,887	3,555,000	999,982	3,462,000	1,123,656	4,319,000	1,297,380	3,951,000	1,010,650	3,134,000
Other		3,391,000		4,988,000		6,280,000		6,510,000		8,337,000
Totals		87,328,000		124,022,000		102,916,000		140,586,000		145,259,000
Tobacco and manufactures of		185,000		343,000		775,000		1,748,000		2,366,000
Sundries										
Bamboo	2,186,790	512,000	2,487,614	283,000	3,349,548	348,000	2,922,215	386,000	2,468,741	304,000
Coals, all sorts	22,471,398	15,169,000	19,096,012	13,165,000	27,612,983	20,032,000	23,594,463	17,542,000	22,001,078	17,270,000
Fans, all sorts	16,641,187	156,000	15,627,765	153,000	21,504,777	224,000	14,921,197	745,000	4,489,892	53,000
Mangnese	22,978,362	6,274,000	19,628,134	5,891,000	19,317,991	5,761,000	24,990,621	7,363,000	27,290,831	8,170,000
Matches		3,938,000		3,717,000		3,310,000		3,432,000		6,773,000
Mats for floor	5,961,125	2,404,000	7,134,655	2,770,000	8,802,000	1,025,000	6,974,457	1,580,000	8,611,841	2,939,000
Straw-plants		463,000		898,000		1,615,000		1,580,000		1,729,000
Timber, wood and planks	2,100,378	717,000	2,477,127	977,000	2,156,113	921,000	2,331,524	1,060,000	2,323,657	1,075,000
Umbrellas, all sorts										

* Sq. yds. not number.

3-4 EDWARD VII., A. 1904

JAPAN.
 Total Quantities and Values of the Principal Articles of Domestic Produce Exported (Merchandise only), &c. *Con.*

Articles.	1898.		1899.		1900.		1901.		1902.	
	Quantity.	Value. Gold Yen.	Quantity.	Value. Gold Yen.	Quantity.	Value. Gold Yen.	Quantity.	Value. Gold Yen.	Quantity.	Value. Gold Yen.
<i>Sundries</i> <i>Concluded.</i>										
Ware, porcelain and earthen.....		1,991,000		2,181,000		2,472,000		2,492,000		2,462,000
Other.....		7,436,000		8,429,000		10,392,000		12,297,000		13,121,000
Totals.....		39,600,000		11,636,000		50,049,000		52,154,000		54,994,000
Grand totals.....		162,903,000		212,952,000		200,179,000		249,416,000		255,675,600
Re-exported articles.....		2,851,000		1,978,000		4,251,000		2,934,000		2,628,000
Total exports of merchandise Coin and bullion.....		165,754,000		214,930,000		204,430,000		252,350,000		258,303,000
Grand totals.....		86,987,000		11,178,000		56,707,000		14,049,000		2,029,000
Grand totals.....		252,741,000		226,108,000		261,137,000		266,399,000		260,332,000

NORWAY.

VALUE of the Total Imports and Exports of Merchandise from and to each Principal Country during the Years ended December 31, 1897 to 1901, inclusive.

NOTE:—Krone = 26.8 cents.

IMPORTS.					EXPORTS.				
COUNTRIES.					COUNTRIES.				
1897.	1898.	1899.	1900.	1901.	1897.	1898.	1899.	1900.	1901.
Kroner.	Kroner.	Kroner.	Kroner.	Kroner.	Kroner.	Kroner.	Kroner.	Kroner.	Kroner.
67,560,000	81,049,000	88,538,000	93,330,000	79,065,000	65,387,000	66,284,000	66,494,000	73,512,000	69,708,000
11,791,000	12,531,000	15,782,000	12,885,000	12,871,000	6,527,000	6,683,000	7,133,000	7,110,000	6,991,000
13,205,000	14,431,000	16,391,000	16,563,000	18,509,000	7,293,000	6,863,000	6,486,000	7,329,000	6,777,000
4,058,000	5,150,000	4,218,000	5,205,000	4,383,000	7,359,000	6,861,000	6,802,000	8,206,000	8,346,000
71,348,000	82,190,000	88,050,000	84,072,000	77,492,000	21,919,000	23,147,000	22,475,000	22,596,000	20,094,000
9,624,000	12,043,000	13,978,000	14,491,000	13,308,000	23,147,000	9,274,000	9,271,000	10,586,000	9,080,000
2,001,000	1,706,000	1,325,000	1,507,000	1,611,000	8,334,000	3,322,000	2,251,000	2,216,000	2,233,000
896,000	1,489,000	1,088,000	1,042,000	1,098,000	3,003,000	592,000	343,000	505,000	713,000
24,079,000	22,974,000	25,318,000	27,196,000	24,751,000	718,000	4,907,000	5,015,000	5,404,000	5,083,000
1,685,000	2,424,000	3,082,000	3,247,000	3,245,000	4,461,000	4,967,000	11,108,000	11,248,000	11,730,000
42,278,000	23,618,000	25,568,000	27,164,000	24,029,000	9,602,000	8,456,000	11,108,000	11,248,000	11,730,000
20,000	1,774,000	450,000	925,000	1,203,000	25,724,000	15,348,000	15,793,000	14,765,000	15,218,000
11,989,000	14,196,000	19,259,000	17,073,000	18,100,000	853,000	1,349,000	908,000	1,973,000	1,527,000
3,244,000	4,624,000	6,998,000	4,853,000	7,529,000	6,007,000	6,173,000	5,048,000	6,606,000	7,056,000
263,718,000	280,179,000	310,485,000	310,653,000	287,244,000	167,097,000	159,349,000	159,387,000	172,946,000	165,106,000
					Totals.				

* Includes Austria-Hungary in exports prior to 1898.

SESSIONAL PAPER No. 10

Tobacco, leaf Kilog.	1,571,000	1,650,000	1,816,000	1,907,000	1,451,000	1,523,000	1,744,000	1,831,000	1,829,000	1,921,000
Wine Liter.	5,697,000	4,954,000	5,877,000	5,684,000	5,010,000	4,813,000	5,158,000	4,922,000	4,523,000	4,463,000
Wool, raw Kilog.	1,220,000	2,195,000	907,000	1,722,000	1,078,000	2,587,000	1,102,000	2,425,000	1,180,000	2,379,000
" yarn "	832,000	2,770,000	1,004,000	3,316,000	989,000	3,386,000	938,000	3,630,000	1,121,000	4,160,000
" manufactures "	2,382,000	13,360,000	1,854,000	12,444,000	1,842,000	12,779,000	1,531,000	10,741,000	1,528,000	10,478,000
Total value of principal and other articles	263,718,000	280,179,000	310,485,000	310,653,000	287,244,000

NORWAY.

Total Quantities and Values of the Principal Articles of Domestic Produce Exported (Merchandise only) during the Years ended December 31, 1897 to 1901, inclusive.

NOTE: Kilo = 2·204 lbs. Ton = 2,204 lbs. Hectolitre = 22·02 gals. Cub. Metre = 35·31 cub. feet.

ARTICLES.	1897.			1898.			1899.			1900.			1901.		
	Quantity.	Value.	Quantity.	Value.	Quantity.	Value.	Quantity.	Value.	Quantity.	Value.	Quantity.	Value.	Quantity.	Value.	
		Kroner.		Kroner.		Kroner.		Kroner.		Kroner.		Kroner.		Kroner.	
Animals, living—															
Horses..... No.	811	285,000		791	332,000		642	273,000		688		361,000		391	196,000
Cotton manufactures..... Kilog.	777,000	2,061,000		29,000	80,000		49,000	137,000		97,000		271,000		186,000	623,000
Fish, fresh and preserved:															
Fresh															
Cod, dried or split..... Kilog.	63,052,000	3,495,000		3,135,000	3,135,000		46,675,000	3,211,000		17,274,000		3,139,000		52,099,000	4,008,000
Herrings, salted..... Hectol.	1,348,075	19,492,000		19,020,000	19,020,000		816,855	21,539,000		912,572		22,392,000		731,572	22,095,000
Other salted fish..... " "	158,302	1,807,000		1,057,737	14,743,000		180,215	11,896,000		179,038		13,995,000		243,876	10,352,000
Anchovies..... " "	37,233	1,807,000		163,012	2,096,000		32,299	3,254,000		57,005		1,974,000		35,420	4,156,000
Lobsters..... " "	519	389,000		411,000	397,000		549	554,000		552		497,000		688	983,000
Fish roes..... Kilog.	7,217,000	1,323,000		5,388,000	470,000		7,421,000	491,000		4,318,000		1,340,000		5,052,000	619,000
Ice..... Hectolons.	383,536	848,000		898,000	898,000		511,581	1,129,000		330,743		853,000		346,711	1,684,000
Iron manufactures:—															
Nails..... Kilog.	9,097,000	2,358,000		1,813,000	1,813,000		6,080,000	1,813,000		5,643,000		1,705,000		6,001,000	1,627,000
Lancet matches..... " "	2,330,000	862,000		799,000	799,000		2,041,000	755,000		2,128,000		899,000		2,251,000	833,000
Packing paper..... " 1,000 Kilog.	38,777	7,368,000		40,598	8,120,000		44,016	7,923,000		47,361		8,323,000		47,015	9,409,000
Skins, calf..... Kilog.	573,000	1,331,000		306,000	1,130,000		567,000	1,305,000		587,000		1,468,000		609,000	1,584,000
" seal..... " "	483,000	193,000		290,000	87,000		87,000	285,000		249,000		100,000		257,000	85,000
Sulphur..... " "	70,352,000	882,000		67,502,000	878,000		83,912,000	1,091,000		84,404,000		1,692,000		104,151,000	1,614,000
Tann oil..... Hectol.	189,569	5,974,000		174,283	5,488,000		188,212	5,705,000		138,305		4,850,000		156,235	5,803,000
Wood manufactures of..... Kilog.	1,024,000	3,268,000		8,000	24,000		12,000	37,000		13,000		47,000		17,000	44,000
Over 19 decimetres—															
Rough or planed, Cub. Metres.	596,568	19,687,000		599,283	18,877,000		580,388	18,160,000		574,214		19,810,000		565,741	17,991,000
Hewn, in board, bath, &c " "	573,164	12,538,000		529,825	11,506,000		496,547	11,254,000		468,960		11,477,000		402,304	9,407,000
Spurs, stakes, pit props, &c " "	335,993	3,307,000		295,940	2,795,000		323,997	3,400,000		361,946		4,230,000		305,129	2,905,000
Beams and other heavy wood..... " "	108,220	1,425,000		121,988	1,764,000		102,692	1,524,000		93,990		1,430,000		60,538	775,000
Under 19 decimetres—															
Staves, pit props, split wood and firewood..... " "	484,166	5,165,000		454,786	5,044,000		451,405	5,217,000		495,103		5,777,000		471,512	4,914,000

SESSIONAL PAPER No. 10

Wood pulp—													
Mechanical process (moist or dry).....1,000 Kilogs.	232,841	7,933,000	248,017	8,300,000	284,427	9,152,000	295,403	11,802,000	300,343	11,734,000			
Chemical process (moist or dry)1,000 Kilogs.	69,517	10,108,000	67,257	9,018,000	71,735	9,145,000	89,367	11,833,000	82,503	10,927,000			
Total value of principal and other articles (Domestic Produce).....		159,679,000		151,472,000		150,032,000		162,745,000		154,685,000			

SESSIONAL PAPER No. 10

PORTUGAL.

TOTAL Quantities and Values of the Principal Articles of Merchandise Imported (Entered for Consumption) during the Years ended December 31, 1897 to 1901, inclusive.

NOTE:—Mitreis \$1.08, Kilog 2.294 lbs. Quintal 220.4 lbs. Ton 2,294 lbs.

ARTICLES.	1897.			1898.			1899.			1900.			1901.		
	Quantity.	Value.	Mitreis.	Quantity.	Value.	Mitreis.	Quantity.	Value.	Mitreis.	Quantity.	Value.	Mitreis.	Quantity.	Value.	Mitreis.
Animal, living—															
Cattle and pigs.....	101,956	1,221,000	1,654,000	107,485	1,654,000	51,653	808,000	83,444	1,453,000	93,313	1,468,000	83,444	1,453,000	93,313	1,468,000
Horses and mules.....	20,674	957,000	932,000	20,312	932,000	13,377	710,000	16,727	919,000	21,471	1,088,000	16,727	919,000	21,471	1,088,000
Butter (including margarine).....	273,000	142,000	86,000	171,000	86,000	130,000	65,000	73,000	39,000	71,000	37,000	73,000	71,000	37,000	
Coal.....	652,000	1,808,000	743,000	743,000	2,873,000	761,000	3,214,000	883,000	3,492,000	861,000	3,095,000	883,000	3,492,000	861,000	3,095,000
Cod fish.....	286,029	2,308,000	1,918,000	192,863	1,918,000	167,186	1,932,000	229,892	2,821,000	250,267	3,441,000	229,892	2,821,000	250,267	3,441,000
Coffee, raw.....	2,064,000	675,000	671,000	2,318,000	671,000	2,429,000	371,000	2,414,000	565,000	2,615,000	625,000	2,414,000	565,000	2,615,000	
Cotton, raw.....	13,357,000	2,840,000	3,532,000	15,413,000	3,532,000	15,072,000	3,486,000	15,945,000	4,476,000	13,333,000	3,885,000	15,945,000	4,476,000	13,333,000	
" yarn.....	358,000	370,000	452,000	323,000	452,000	350,000	488,000	284,000	408,000	292,000	415,000	284,000	408,000	292,000	415,000
" manufactures.....	2,528,000	2,093,000	2,411,000	2,919,000	2,411,000	3,292,000	2,694,000	2,631,000	2,631,000	2,616,000	2,651,000	2,631,000	2,616,000	2,651,000	
Grain—Wheat.....	1,412,000	3,368,000	3,668,000	697,000	3,668,000	1,005,000	4,217,000	1,369,000	4,975,000	925,000	3,145,000	1,369,000	4,975,000	925,000	3,145,000
Hides, raw and dried.....	2,391,000	754,000	822,000	2,294,000	822,000	2,115,000	744,000	2,808,000	1,240,000	3,360,000	1,397,000	2,808,000	1,240,000	3,360,000	
Iron, wrought and cast.....	38,028,000	1,006,000	1,336,000	42,536,000	1,336,000	49,683,000	1,690,000	49,683,000	2,078,000	41,433,000	1,686,000	49,683,000	2,078,000	41,433,000	
Linen, hemst and jute yarns.....	1,357,000	333,000	415,000	1,927,000	415,000	1,927,000	473,000	2,171,000	564,000	1,973,000	503,000	2,171,000	564,000	1,973,000	
" manufactures.....	91,000	138,000	146,000	110,000	146,000	110,000	159,000	98,000	164,000	110,000	165,000	110,000	164,000	110,000	165,000
Machinery for industrial purposes.....	4,274,000	491,000	1,517,000	5,061,000	1,517,000	5,616,000	1,473,000	5,616,000	1,805,000	5,702,000	2,004,000	1,805,000	5,702,000	2,004,000	
" agricultural purposes, &c.....	563,000	246,000	310,000	583,000	310,000	583,000	376,000	612,000	381,000	654,000	381,000	376,000	612,000	381,000	
Oil: Naphtha and other illuminating oils.....	14,234,000	532,000	542,000	14,970,000	542,000	14,970,000	572,000	13,973,000	568,000	16,568,000	660,000	13,973,000	568,000	16,568,000	
Paper and mfrs. of (including books, &c.).....	132,600	606,000	603,000	134,260	603,000	163,701	627,000	624,000	624,000	685,000	685,000	624,000	624,000	685,000	
Rice.....	874,000	874,000	998,000	998,000	998,000	1,082,000	1,082,000	1,136,000	1,136,000	1,201,000	1,201,000	1,136,000	1,136,000	1,201,000	
Silks, raw and mfrs. of (including half silk).....	255,117	1,908,000	2,042,165	266,915	2,042,165	272,292	2,110,000	287,359	2,244,000	286,905	2,308,000	287,359	2,244,000	286,905	2,308,000
Sugar, raw and refined.....	3,488	509,000	905,000	3,663	905,000	4,592	1,030,000	3,582	1,063,000	3,304	738,000	3,582	1,063,000	3,304	738,000
Wood staves.....	4,059,000	1,174,000	1,150,000	3,111,000	1,150,000	3,981,000	1,536,000	3,297,000	1,542,000	3,868,000	1,478,000	3,297,000	1,542,000	3,868,000	
Wool, raw.....	318,000	838,000	911,000	286,000	911,000	335,000	987,000	335,000	1,152,000	385,000	1,297,000	335,000	1,152,000	385,000	1,297,000
" manufactures.....															
Total value of principal and other articles.....		40,425,000	48,606,000		48,606,000		50,610,000		59,724,000		57,823,000		59,724,000		57,823,000

PORTUGAL.

Total Quantities and Values of the Principal Articles of Domestic Produce Exported (Merchandise only) during the Years ended December, 31, 1897 to 1901, inclusive.

Note:—Mitreis 81.08, Kilog 2.204 lbs., Hectolitre 22.02 galls.

	1897.		1898.		1899.		1900.		1901.	
	Quantity.	Value.	Quantity.	Value.	Quantity.	Value.	Quantity.	Value.	Quantity.	Value.
Animals, living—		Mitreis.		Mitreis.		Mitreis.		Mitreis.		Mitreis.
Horses, mules and asses.....	50,000	1,208,000	51,353	1,065,000	37,257	855,000	16,493	1,070,000	48,288	1,111,000
All other.....	1,360,659	2,192,000	1,501,433	2,256,000	1,369,882	1,793,000	1,427,622	2,776,000	1,600,234	2,366,000
Copper ore.....	268,319	774,000	288,744	707,000	366,680	957,000	401,015	1,093,000	181,869	1,234,000
Cork, in the rough and in sheets.....	322,151	2,854,000	286,049	2,436,000	215,250	2,075,000	299,198	2,297,000	292,654	2,481,000
" manufactured as stoppers.....	2,804,000	673,000	3,030,000	686,000	2,977,000	735,000	3,157,000	802,000	3,410,000	797,000
Cotton, manufactures of.....	1,913,000	1,308,000	3,354,000	2,343,000	3,968,000	2,420,000	3,124,000	2,133,000	1,361,000	970,000
Fish, fresh and preserved—		Mitreis.		Mitreis.		Mitreis.		Mitreis.		Mitreis.
Sardines, fresh or salted.....	5,825,000	193,000	5,607,000	252,000	2,988,000	168,000	2,311,000	128,000	3,108,000	195,000
" in fins or preserved.....	9,987,600	1,126,000	11,497,000	1,272,000	8,315,000	957,000	9,570,000	1,100,000	10,265,900	1,154,000
All other (including fish in oil, &c.).....	4,526,000	371,000	5,025,000	386,000	3,928,000	400,000	3,512,000	388,000	3,684,000	412,000
Fruit—Figs, dried.....	63,959	246,000	104,388	396,000	69,474	253,000	71,706	275,000	90,151	311,000
Oranges.....	56,611	55,000	47,943	78,000	32,382	48,000	11,310	64,000	27,110	42,000
Pine-apples.....	516,000	205,000	665,000	211,000	589,000	216,000	714,000	221,000	805,000	231,000
Hides and skins, raw.....	1,453,000	292,000	1,602,000	308,000	1,451,000	287,000	1,211,000	243,000	1,184,000	242,000
Horn, manufactures of.....	995,000	105,000	2,183,000	160,000	1,110,000	133,000	1,107,000	151,000	850,000	123,000
Oil, olive.....	21,634	417,000	25,323	511,000	22,310	533,000	37,951	695,000	28,358	505,000
Onions.....	180,088	202,000	201,446	264,000	150,683	169,000	132,169	153,000	131,300	166,000
Potatoes.....	15,556,000	241,000	20,005,000	459,000	16,494,000	412,000	16,006,000	310,000	16,756,000	308,000
Salt.....	130,409	159,000	143,414	164,000	135,583	140,000	149,440	148,000	162,575	174,000
Wine—Port.....	280,992	5,800,000	313,281	6,456,000	279,100	5,700,000	275,311	5,739,000	268,401	5,511,000
Madeira.....	24,175	787,000	24,300	788,000	25,105	780,000	26,202	798,000	25,928	750,000
Other.....	477,995	3,643,000	526,000	4,237,000	329,055	4,334,000	527,144	4,092,000	498,384	3,472,000
Wool, raw.....	1,109,000	251,000	688,000	151,000	671,000	156,000	587,000	135,000	860,000	201,000
Total value of principal and other articles.....		27,311,000		31,124,000		28,804,600		30,351,000		28,282,000

VALUE of the Total Imports and Exports from and to each Principal Country during the Years ended December 31, 1898 to 1902, inclusive. (Including Coin and Bullion.)

Note:—Peseta=19·3 cents.

EXPORTS.		COUNTRIES.					EXPORTS.				
1898.	1899.	1900.	1901.	1902.		1898.	1899.	1900.	1901.	1902.	
Pesetas.	Pesetas.	Pesetas.	Pesetas.	Pesetas.		Pesetas.	Pesetas.	Pesetas.	Pesetas.	Pesetas.	
142,062,000	241,360,000	219,325,000	199,369,000	188,191,000	Great Britain	252,499,000	281,299,000	276,858,000	273,864,000	310,170,000	
4,741,000	4,958,000	7,125,000	5,142,000	3,662,000	British Possessions in America..	2,132,000	956,000	1,336,000	1,660,000	1,946,000	
17,295,000	39,838,000	27,256,000	26,161,000	29,065,000	British Possessions in Asia..	237,000	645,000	956,000	1,510,000	1,109,000	
65,000	362,000	93,000	63,000	28,000	Gibraltar	4,353,000	7,609,000	12,900,000	5,759,000	6,694,000	
5,872,000	24,844,000	30,354,000	25,412,000	20,706,000	Argentina-Republic	12,652,000	13,147,000	12,747,000	12,450,000	10,763,000	
5,102,000	12,445,000	11,358,000	7,693,000	9,131,000	Austria-Hungary	7,332,000	617,000	2,023,000	502,000	3,673,000	
22,959,000	35,357,000	43,027,000	42,231,000	33,253,000	Belgium	29,675,000	28,293,000	25,343,000	22,715,000	22,193,000	
34,225,000	31,127,000	8,563,000	7,038,000	10,065,000	Cuba and Porto Rico..	81,416,000	91,392,000	66,663,000	63,746,000	57,142,000	
3,658,000	5,039,000	3,989,000	4,393,000	4,051,000	Ecuador	177,000	143,000	187,000	172,000	481,000	
117,661,000	157,644,000	147,451,000	144,638,000	152,851,000	France	321,751,000	250,297,000	217,359,000	178,601,000	174,538,000	
43,963,000	64,337,000	77,853,000	80,103,000	88,702,000	Germany	17,874,000	25,551,000	31,976,000	35,221,000	45,742,000	
6,408,000	7,584,000	8,406,000	9,240,000	9,419,000	Holland	27,962,000	28,295,000	27,962,000	33,750,000	37,532,000	
15,324,000	23,416,000	24,250,000	22,037,000	22,130,000	Italy	21,032,000	16,120,000	24,431,000	25,305,000	39,640,000	
3,199,000	6,243,000	9,068,000	8,745,000	7,924,000	Morocco	7,691,000	989,000	3,078,000	622,000	1,234,000	
18,869,000	22,765,000	26,678,000	30,167,000	24,912,000	Norway, Sweden and Denmark	7,645,000	6,880,000	6,579,000	6,798,000	8,569,000	
16,030,000	21,182,000	15,850,000	16,753,000	16,292,000	Philippine Islands	27,911,000	11,658,000	22,399,000	11,822,000	16,747,000	
58,689,000	29,389,000	11,947,000	42,959,000	41,117,000	Portugal	13,692,000	32,576,000	36,077,000	44,167,000	44,198,000	
29,749,000	46,043,000	12,664,000	33,538,000	29,318,000	Russia	2,319,000	1,901,000	2,791,000	1,606,000	2,414,000	
246,000	1,760,000	3,841,000	5,618,000	2,891,000	Turkey	277,000	11,000	91,000	24,000	44,000	
91,369,000	119,561,000	105,862,000	119,529,000	116,298,000	United States	9,850,000	13,212,000	17,452,000	19,290,000	17,304,000	
581,000	2,226,000	3,253,000	5,265,000	4,056,000	Uruguay	3,780,000	3,921,000	3,142,000	5,27,000	4,884,000	
111,446,000	147,489,000	97,136,000	107,322,000	106,463,000	Other Countries	45,388,000	46,965,000	41,747,000	45,214,000	42,998,000	
723,444,000	1,045,392,000	986,441,000	943,401,000	921,615,000	Totals	918,913,000	864,368,000	836,122,000	790,545,000	850,636,000	

3-4 EDWARD VII., A. 1904

SPAIN.

Total Quantities and Values of the Principal Articles of Merchandise Imported during the Years ended December 31, 1898 to 1902, inclusive.

NOTE: Peseta 19 3 cents. Kilog. = 2.204 lbs. Tonne = 2,204 lbs. Hectolitre = 22.02 galls.

Articles.	1898.			1899.			1900.			1901.			1902.		
	Quantity.	Value.	Quantity.	Value.	Quantity.	Value.	Quantity.	Value.	Quantity.	Value.	Quantity.	Value.	Quantity.	Value.	
		Pescetas.		Pescetas.		Pescetas.		Pescetas.		Pescetas.		Pescetas.		Pescetas.	
Animals..... No.	198,823	23,136,000	371,929	20,395,000	610,049	29,414,000	498,997	27,385,000	162,069	28,879,000					
Brandy and other spirits..... Hectol.	34,075	1,091,000	14,375	461,000		2,000		2,000	12	2,000					
Chemical products..... Tonnes		25,611,000		37,002,000		12,314,000		15,277,000		50,078,000					
Coal and coke..... Kilog.	1,140,570	43,217,000	1,783,433	62,421,000	1,992,000	79,665,000	2,163,129	69,259,000	2,308,703	71,570,000					
Cocoa..... Kilog.	5,134,591	10,227,000	6,582,075	13,075,000	1,778,000	9,774,000	5,943,972	12,262,000	6,048,097	12,436,000					
Codfish and stock-fish salted..... Kilog.	34,324,778	22,701,000	37,671,590	25,617,000	42,455,000	28,445,000	11,988,473	30,792,000	47,793,137	31,543,000					
Coffee..... Kilog.	6,346,636	17,292,000	8,734,546	19,855,000	6,063,385	12,404,000	10,430,579	20,856,000	9,262,103	18,513,000					
Cotton, raw..... Kilog.	65,376,122	71,914,000	86,169,742	96,836,000	66,260,000	82,750,000	78,263,633	93,916,000	85,207,668	103,953,000					
Cotton yarn..... Kilog.	334,724	2,461,000	612,726	4,008,000	483,708	3,639,000	405,069	3,051,000	436,760	3,883,000					
Cotton yarn, manuf'd..... Kilog.	387,011	3,223,000	727,657	5,972,000	753,720	6,307,000	770,998	7,147,000	817,849	6,789,000					
Grain - Wheat..... Kilog.	59,476,387	14,869,000	373,496,233	85,904,000	222,625,084	50,091,000	143,512,165	33,725,000	69,579,129	16,351,000					
Hides and skins, raw and prepared, including leather..... Kilog.		13,965,000	10,317,859	50,062,000	13,013,655	33,039,000	10,727,021	29,615,000	12,229,149	33,849,000					
Iron and steel and mfrs. of..... Kilog.		13,523,000	62,120,326	23,495,000	97,113,249	37,960,000	74,736,824	27,866,000	65,891,200	27,737,000					
Linen and hemp yarn..... Kilog.		8,353,000	3,741,362	10,617,000	2,840,221	7,992,000	2,265,651	6,703,000	2,730,753	7,943,000					
" " mfrs..... Kilog.		1,228,000	307,931	2,449,000	215,859	2,405,000	153,541	1,703,000	140,604	1,568,000					
Machinery and parts of..... Kilog.		25,448,000	26,161,973	39,326,000	40,327,841	66,632,000	35,635,851	38,787,000	35,418,828	60,003,000					
Materials for railways, ships, engines, &c..... Kilog.		2,911,000		5,443,000		7,517,000		19,047,000		12,769,000					
Oil, petroleum, crude..... Kilog.		7,528,000	23,523,965	5,411,000	42,840,471	8,568,000	35,811,889	7,162,000	34,988,223	6,998,000					
Paper, all kinds..... Kilog.		2,183,000	2,137,214	3,433,000	2,261,139	3,437,000	1,479,337	2,640,000	2,564,176	3,324,000					
Ships and boats..... Kilog.		9,813,000	59,638,000	60,841,000	60,841,000	11,343,000	269,903	13,943,000	315,083	14,949,000					
Silk, raw and thrown..... Kilog.		173,656	6,685,000	293,426	264,250	11,343,000	269,493	13,943,000	315,083	14,949,000					
" " manuf'd..... Kilog.		139,892	8,095,000	294,440	234,781	13,568,000	294,493	12,397,000	231,310	14,218,000					
Sugar, raw and refined..... Kilog.		4,091,000	4,431,000	4,431,000	476,111	276,000	116,818	168,000	73,410	43,000					
Timber, planks and building materials..... Kilog.		30,908,000	48,433,000	48,433,000	56,521,000	60,678,000	60,678,000	29,240,000	29,240,000	50,001,000					
Tobacco, cigars and snuff..... Kilog.		23,188,000	32,265,000	32,265,000	21,813,000	21,813,000	25,239,000	25,239,000	25,239,000	25,239,000					

SESSIONAL PAPER No. 10

Wood, raw..... Kilog.	2,097,547	9,977,000	3,452,235	17,350,000	2,631,397	14,228,000	3,278,907	15,774,000	3,405,296	16,549,000
" mfrs..... "	408,000	4,676,000	1,214,908	13,628,000	1,079,776	11,873,000	948,704	10,861,000	357,036	11,291,000
Total value of principal and other articles.....		723,444,000		1,015,392,000		986,441,000		943,401,000		921,615,000

3-4 EDWARD VII., A. 1904

SPAIN.

Total Quantities and Values of the Principal Articles of Merchandise Exported during the Years ended December 31, 1898 to 1902, inclusive.

Note: Peseta 19.3 cents. Kilog 2.204 lbs. Tonne 2,204 lbs. Hectolitre 22.02 galls.

ARTICLES.	1898			1900			1901			1902		
	Quantity.	Value.	Quantity.	Value.	Quantity.	Value.	Quantity.	Value.	Quantity.	Value.	Quantity.	Value.
		Pesetas.		Pesetas.		Pesetas.		Pesetas.		Pesetas.		Pesetas.
Animals, No.	528,909	32,373,000	138,257	18,610,000	244,747	27,959,000	329,725	27,310,000	277,741	26,654,000		
Boots and shoes, Kilog.		8,967,000		17,511,000		18,710,000		14,839,000		16,251,000		
Cook		31,829,000		31,127,000		51,222,000		41,769,000		31,289,000		
Cotton manufactures, Kilog.	5,871,281	28,293,000	3,458,606	33,916,000	5,016,611	31,057,000	4,217,417	35,831,000	1,068,713	28,088,000		
Esparto grass, Kilog.	50,009,983	3,667,000	52,092,685	6,398,000	46,829,130	5,293,000	13,299,668	5,293,000	63,137,710	5,373,000		
Fruits:												
Almonds, "	9,383,268	13,027,000	7,825,351	11,860,000	4,881,522	7,997,000	7,025,939	11,157,000	8,012,532	14,679,000		
Grapes, "	20,528,740	7,185,000	21,901,873	8,717,000	27,522,813	9,636,000	30,417,779	10,416,000	31,027,485	12,120,000		
Oranges, "	257,722,111	257,722,000	310,400,612	46,633,000	260,225,712	39,031,000	283,337,668	42,801,000	369,191,633	55,380,000		
Raisins, "	33,808,113	16,304,000	33,743,815	17,872,000	36,706,189	23,898,000	31,280,879	30,328,000	28,101,079	18,265,000		
Spanish nuts, "	6,656,397	1,992,000	7,472,080	5,601,000	3,477,417	4,108,000	7,673,398	5,832,000	10,056,991	7,543,000		
Hides and skins, "	5,431,918	20,087,000	6,029,031	16,839,000	6,027,710	18,823,000	6,210,181	19,823,000	3,796,872	18,539,000		
Metals:												
Iron and steel, "	19,292,205	5,059,000	17,659,915	5,639,000	23,351,261	3,435,000	15,410,140	5,635,000	33,483,911	4,267,000		
Copper, regulus of, "	31,573,692	26,838,000	28,443,718	21,177,000	29,083,805	29,081,000	27,383,691	27,383,000	21,312,394	21,313,000		
Lead in plates, bars, &c., "	180,496,374	57,071,000	162,853,913	52,363,000	151,480,138	57,687,000	152,917,812	60,422,000	172,473,554	72,422,000		
Mineral ores, &c.:												
Copper ore, Tonnes.	899,238	32,373,000	948,822	31,159,000	1,029,141	37,019,000	1,006,670	36,240,000	934,502	37,380,000		
Iron ore, "	6,538,060	72,130,000	8,613,137	103,357,000	7,823,270	93,879,000	6,893,863	103,108,000	7,359,920	113,399,000		
Ores, all other, "		24,692,000		27,769,000		26,864,000		23,376,000		16,312,000		
Oil, olive, Kilog.	51,593,124	16,401,000	21,619,628	18,377,000	32,021,684	31,273,000	19,803,219	19,803,000	58,751,364	58,651,000		
Paper, all kinds, "	5,276,934	6,745,000	4,579,663	5,930,000	4,656,664	5,663,000	4,208,280	5,661,000	3,758,654	5,091,000		
Quicksilver, "	1,741,392	9,401,000	3,221,101	17,394,000	1,100,369	5,943,000	864,278	1,667,000	1,177,121	6,476,000		
Rice, "	19,618,651	7,817,000	8,292,017	3,445,000	9,195,336	3,988,000	8,847,857	3,716,000	7,823,000	3,287,000		
Salt, "	219,692,691	3,293,000	326,356,933	3,264,000	205,561,177	2,056,000	303,410,067	3,034,000	278,276,540	2,783,000		
Silk, in cocoons, "	15,1197	2,188,000	83,339	2,473,000	91,000	3,291,000	95,556	3,362,000	109,485	3,511,000		
Soap, common, "	6,563,112	3,413,000	7,308,595	3,951,000	6,106,574	3,175,000	7,850,392	1,083,000	6,251,376	3,251,000		
Wheat flour, "	15,975,465	6,590,000	1,646,871	675,000	2,291,100	902,000	688,254	292,000	357,859	147,000		
Wines, Hectol.	6,427,505	139,740,000	4,873,035	103,581,000	3,876,640	82,348,113	2,348,113	49,287,000	1,975,656	44,860,000		
Wood, raw, Kilog.	13,673,153	16,576,000	12,423,722	15,462,000	6,619,911	8,096,000	9,637,554	12,387,000	12,138,469	14,903,000		
Wood manufactures, "	299,264	2,833,000	151,640	2,083,000	131,794	1,747,000	87,636	1,328,000	66,190	958,000		
Total value of principal and other articles		918,943,000		861,368,000		836,122,000		790,545,000		850,636,000		

SWEDEN.

VALUE of the Total Imports and Exports from and to each Principal Country during the Years ended December 31, 1897 to 1901, inclusive. (*Including Coin and Bullion.*)

NOTE: — Krona = 26.8 cents.

		IMPORTS.					EXPORTS.				
		1897.	1898.	1899.	1900.	1901.	1897.	1898.	1899.	1900.	1901.
Kronor.		Kronor.	Kronor.	Kronor.	Kronor.	Kronor.	Kronor.	Kronor.	Kronor.	Kronor.	Kronor.
121,313,000		139,144,000	154,563,000	176,504,000	132,251,000	Great Britain.....	149,933,000	148,649,000	157,198,000	169,248,000	149,832,000
						Africa.....	8,920,000	8,586,000	9,787,000	7,158,000	
13,013,000		16,133,000	16,805,000	13,166,000	13,505,000	Australasia.....	1,026,000	876,000	826,000	731,000	1,483,000
49,492,000		58,614,000	60,681,000	62,525,000	64,846,000	Belgium.....	13,123,000	13,463,000	13,783,000	14,839,000	12,077,000
						Denmark.....	43,184,000	43,446,000	43,298,000	47,682,000	47,218,000
7,628,000		8,018,000	961,000	1,960,000	1,013,000	East Indies and other parts of Asia.....	31,302,000	28,181,000	29,066,000	29,807,000	26,105,000
135,102,000		158,059,000	8,992,000	9,692,000	8,903,000	France.....	45,853,000	49,568,000	54,861,000	65,245,000	60,256,000
8,521,000		10,191,000	184,113,000	187,898,000	168,839,000	Germany.....	24,426,000	25,350,000	25,667,000	29,941,000	23,161,000
1,273,000		1,417,000	10,391,000	11,185,000	11,889,000	Holland.....	486,000	316,000	306,000	292,000	65,000
32,860,000		21,085,000	20,430,000	2,128,000	2,494,000	Italy.....	29,639,000	5,549,900	6,451,000	7,187,000	6,653,000
1,819,000		1,773,000	20,430,000	21,762,000	22,638,000	Norway.....	753,000	1,181,000	852,000	690,000	933,000
27,153,000		27,088,000	1,536,000	1,741,000	1,538,000	Portugal.....	15,047,000	17,113,000	15,861,000	14,028,000	12,618,000
1,123,000		1,495,000	34,359,000	34,359,000	24,565,000	Russia and Finland.....	2,286,000	1,420,000	2,851,000	3,650,000	3,486,000
7,421,000		10,397,000	1,768,000	1,736,000	1,427,000	Spain.....	181,000	91,000			
7,304,000		50,000	10,407,000	9,185,000	10,682,000	United States.....	696,000	1,126,000	1,378,000	906,000	9,618,000
1,310,000		1,785,000	51,000	33,000		West Indies.....					
			3,447,000	1,461,000	1,090,000	Other Countries.....					
408,332,000		453,249,000	501,789,000	534,935,000	466,320,000	Totals.....	358,195,000	344,909,000	358,185,000	391,334,000	353,505,000

3-4 EDWARD VII., A. 1904

SWEDEN.

Total Quantities and Values of the Principal Articles Imported (Merchandise only) during the Years ended December 31, 1897 to 1901, inclusive.

Note: Krona 26 3/8 lbs. Kilog 2 204 lbs. Ton 2 200 lbs. Litro 2 202 galls.

ARTICLES.	1897.			1898.			1899.			1900.			1901.		
	Quantity.	Value.	Quantity.	Value.	Quantity.	Value.	Quantity.	Value.	Quantity.	Value.	Quantity.	Value.	Quantity.	Value.	
Coal, coke, &c. Tons.	2,300,000	38,120,000	2,458,000	47,064,000	3,135,000	64,679,000	3,136,000	83,025,000	2,870,000	59,043,000	2,870,000	59,043,000	31,651,000	23,298,000	
Coffee. Kilog.	25,560,000	26,838,000	25,688,000	27,329,000	25,091,000	24,573,000	25,500,000	27,030,000	31,651,000	23,298,000	31,651,000	23,298,000	16,610,000	12,624,000	
Cotton, raw "	17,759,000	11,201,000	18,863,000	10,190,000	15,808,000	9,176,000	17,078,000	14,350,000	17,078,000	14,350,000	16,610,000	14,350,000	1,217,000	1,764,000	
" yarn "	2,952,000	3,565,000	4,493,000	5,077,000	3,779,000	4,402,000	1,810,000	2,781,000	1,810,000	2,781,000	1,217,000	2,781,000	1,501,000	5,857,000	
" manufactures. "	2,415,000	8,475,000	1,855,000	7,250,000	1,814,000	7,199,000	1,622,000	6,511,000	1,622,000	6,511,000	1,501,000	6,511,000	50,420,000	13,422,000	
Fish, fresh, salted, &c. "	55,757,000	10,355,000	55,070,000	9,767,000	41,673,000	9,114,000	51,546,000	13,321,000	51,546,000	13,321,000	50,420,000	13,321,000	47,730,000	1,533,000	
Grain:—															
Rye "	44,872,000	3,814,000	92,565,000	9,188,000	144,227,000	13,144,000	132,249,000	13,225,000	132,249,000	13,225,000	47,730,000	13,225,000	172,636,000	20,644,000	
Wheat "	110,833,000	13,854,000	182,340,000	19,189,000	156,744,000	18,809,000	157,908,000	18,919,000	157,908,000	18,919,000	172,636,000	18,919,000	1,771,000	193,000	
Rye meal "	6,589,000	650,000	2,550,000	306,000	6,321,000	774,000	6,182,000	726,000	6,182,000	726,000	1,771,000	726,000	7,693,000	1,346,000	
Wheat meal "	5,258,000	946,000	5,594,000	1,117,000	11,200,000	2,485,000	8,668,000	1,517,000	8,668,000	1,517,000	7,693,000	1,517,000	66,131,000	4,981,000	
Iron and steel, unwrought, and partly wrought "	89,606,000	5,260,000	76,832,000	4,914,000	68,909,000	4,751,000	82,367,000	7,060,000	82,367,000	7,060,000	66,131,000	7,060,000	16,347,000	19,083,000	
Iron and steel, manufactures of "	14,019,000	14,019,000	17,491,000	17,491,000	17,491,000	21,733,000	21,733,000	21,733,000	21,733,000	21,733,000	16,347,000	21,733,000	19,083,000	19,083,000	
Machinery (including loco-motives) "	19,876,000	19,876,000	28,810,000	28,810,000	28,810,000	28,297,000	28,297,000	28,297,000	28,297,000	28,297,000	23,067,000	23,067,000	77,612,000	8,644,000	
Oil, mineral Kilog.	65,881,000	8,451,000	63,928,000	8,815,000	74,382,000	12,889,000	79,707,000	12,165,000	79,707,000	12,165,000	14,650,000	12,165,000	4,138,000	7,491,000	
" all other "	12,079,000	7,214,000	12,258,000	7,268,000	12,251,000	7,102,000	13,046,000	7,994,000	13,046,000	7,994,000	4,408,000	7,994,000	7,491,000	4,138,000	
Paper and manufactures of Kilog.	4,352,000	2,220,000	10,238,000	4,369,000	11,487,000	4,746,000	10,673,000	4,866,000	10,673,000	4,866,000	10,144,000	4,866,000	4,631,000	4,631,000	
Pork; Bacon and hams "	124,465	4,182,000	155,000	5,111,000	168,000	5,790,000	141,000	4,924,000	141,000	4,924,000	130,000	4,924,000	7,491,000	6,416,000	
Silk manufactures "	3,692,000	9,543,000	3,798,000	10,633,000	3,229,000	9,261,000	2,224,000	6,061,000	2,224,000	6,061,000	5,833,000	6,061,000	7,491,000	6,416,000	
Skins, dressed "	4,250,000	4,675,000	5,070,000	5,577,000	5,489,000	6,638,000	5,050,000	5,555,000	5,050,000	5,555,000	1,113,000	5,555,000	1,733,000	1,733,000	
" undressed "	832,293	999,000	829,000	994,000	920,000	1,105,000	951,000	1,141,000	951,000	1,141,000	1,288,000	1,141,000	32,000	32,000	
Spirits: Arack in the cask, Litros	1,021,071	138,000	1,091,000	1,473,000	1,270,000	1,715,000	1,322,000	1,652,000	1,322,000	1,652,000	461,000	1,652,000	208,000	54,000	
" Cognac Kilog.	654,000	138,000	510,000	110,000	12,339,000	2,713,000	12,496,000	2,874,000	12,496,000	2,874,000	208,000	2,874,000	3,806,000	6,089,000	
Sugar, raw "	237,000	62,000	219,000	58,000	297,000	80,000	292,000	57,000	292,000	57,000	208,000	57,000	3,806,000	3,090,000	
" refined "	3,717,000	6,691,000	3,688,000	5,901,000	3,736,000	5,978,000	3,719,000	5,950,000	3,719,000	5,950,000	3,806,000	5,950,000	3,090,000	3,090,000	
Tobacco, leaf and stalk "	3,276,000	3,276,000	3,688,000	3,321,000	3,736,000	3,895,000	3,736,000	3,895,000	3,736,000	3,895,000	3,736,000	3,895,000	3,090,000	3,090,000	
Wearing apparel "	3,276,000	3,276,000	3,688,000	3,321,000	3,736,000	3,895,000	3,736,000	3,895,000	3,736,000	3,895,000	3,736,000	3,895,000	3,090,000	3,090,000	

SESSIONAL PAPER No. 10

Wine in casks Kilog.	2,645,000	2,888,000	3,179,000	3,179,000	3,129,000	3,129,000	2,987,000	2,987,000
" bottles, &c. Litre.	488,250	560,000	594,000	1,517,000	1,580,050	1,478,000	561,000	1,498,000
Wood manufactures	6,488,000	5,526,000	4,751,000	4,751,000	5,929,000	9,859,000	3,855,000	3,890,000
Wool, raw Kilog.	2,849,000	3,407,000	4,121,000	10,746,000	4,095,000	9,859,000	3,855,000	7,746,000
" yarn "	2,991,000	2,715,000	2,762,000	12,459,000	2,160,000	9,496,000	1,924,000	7,139,000
" manufactures "	2,806,000	2,098,000	2,084,000	10,006,000	1,730,000	13,292,000	1,605,000	12,252,000
Total value of principal and other articles	398,888,000	446,271,000	503,116,000	525,556,000	430,479,000			

3-4 EDWARD VII., A. 1904

SWITZERLAND.

TOTAL Quantities and Values of the Principal Articles of Domestic Produce Exported during the Years ended December 31, 1898 to 1902, inclusive.

NOTE: Franc 19-3 cents. Kilog=2-20 lbs. Quintal 220-4 lbs.

ARTICLES.	1898.		1899.		1900.		1901.		1902.	
	Quantity.	Value.	Quantity.	Value.	Quantity.	Value.	Quantity.	Value.	Quantity.	Value.
Animals:										
Horses, mules and asses..... No.	2,535	2,010,000	2,503	1,930,000	2,581	1,883,000	2,543	1,727,000	2,585	2,042,000
Other..... "	38,228	10,651,000	25,533	8,319,000	30,865	10,083,000	43,126	11,975,000	49,802	14,898,000
Books, printed..... Quintaux.	3,133,000	3,432,000	3,432,000	3,600,000	3,600,000	3,307,000	3,307,000	3,307,000	3,110,000	
Cheese..... "	233,144	39,415,000	247,449	40,241,000	273,361	43,179,000	272,199	44,033,000	247,169	43,298,000
Chemical products..... "	162,193	4,911,000	218,178	6,618,000	297,733	7,331,000	260,410	6,950,000	271,681	7,787,000
Cigars and cigarettes..... "	2,256	2,028,000	2,176	1,988,000	3,084	2,192,000	3,243	2,615,000	2,372	2,205,000
Cotton yarn..... "	58,670	16,387,000	66,508	18,698,000	59,908	20,925,000	48,086	17,022,000	46,048	13,572,000
Cotton manufactures..... "										
Piece-goods..... "	56,133	31,617,000	58,401	33,971,000	53,836	33,710,000	50,206	33,879,000	51,426	34,436,000
Ribbons, embroidery and lace..... "	38,885	77,290,000	43,120	100,252,000	50,594	111,254,000	46,495	98,643,000	46,338	111,747,000
Dyes, coal tar..... "	31,769	16,880,000	33,198	16,437,000	31,158	15,343,000	31,363	14,754,000	36,185	15,367,000
Flax, hemp, jute, &c., and manufactures of..... "	2,325	1,307,000	2,097	1,192,000	2,271	1,612,000	2,587	1,700,000	2,431	1,871,000
Flour of all sorts..... "	57,711	3,885,000	47,145	3,421,000	38,046	3,205,000	39,821	3,333,000	46,301	3,529,000
Hides and skins, raw..... "	72,831	9,914,000	77,893	10,623,000	77,595	10,841,000	83,350	11,587,000	80,799	11,471,000
Iron manufactures..... "	34,553	5,792,000	12,546	6,645,000	32,369	6,513,000	32,349	6,566,000	38,802	7,198,000
Jewellery..... Kilog.	2,462	2,716,000	3,397	6,190,000	3,976	3,863,000	3,258	7,353,000	3,244	7,278,000
Leather..... "	3,138	4,676,000	3,961	2,054,000	3,841	2,055,000	3,526	1,794,000	3,160	1,561,000
" manufactures..... Quintaux.	5,463	5,546,000	6,407	6,781,000	7,359	8,079,000	7,354	8,437,000	6,195	6,765,000
Machinery and locomotives..... "	12,990	2,730,000	15,800	3,197,000	16,008	3,438,000	11,579	2,623,000	10,649	2,639,000
Meat, fresh and salted..... Quintaux.	203,527	19,250,000	229,916	20,806,000	282,986	26,733,000	307,246	28,942,000	362,424	34,132,000
Milk, condensed..... "										
Musical boxes, and parts of..... "		2,303,000		3,027,000		2,826,000		2,953,000		3,273,000
Paper and mfrs. of..... Quintaux.	7,922	1,328,000	8,967	1,415,000	21,356	2,110,000	15,517	1,834,000	13,913	2,153,000
Soak, waste..... "	4,031	452,000	5,430	1,347,000	5,289	1,196,000	4,132	831,000	5,659	1,106,000
" thrown and spun..... "	25,785	72,812,000	27,739	82,350,000	21,810	70,351,000	25,548	75,731,000	27,994	82,501,000
" manufactures..... "	27,921	138,946,000	29,545	152,331,000	28,440	148,566,000	29,794	155,353,000	30,760	162,296,000
Straw plait..... "	6,069	8,363,000	6,028	8,241,000	5,872	8,371,000	4,130	6,440,000	4,362	6,976,000

SESSIONAL PAPER No. 10

Watches and clocks, and parts of.....	4,087	106,501,000	110,816,000	5,614	120,193,000	128,340,000	5,689	128,586,000
Wearing apparel.....	335,486	8,722,000	9,691,000	409,923	11,270,000	11,091,000	500,606	11,725,000
Wood, for building.....	21,505	1,820,000	2,096,000	21,807	2,369,000	3,056,000	23,131	2,930,000
Woodenware.....	12,017	1,874,000	3,217,000	10,180	3,304,000	2,197,000	10,318	2,219,000
Wool, raw.....	12,766	3,072,000	9,503,000	9,329	8,190,000	2,838,000	12,657	2,763,000
Woolen yarn.....	5,233	9,055,000	5,871,000	6,410	7,374,000	8,852,000	3,739	9,796,000
" manufactures.....		5,070,000				6,054,000		3,621,000
Total value of principal and other articles.....		725,826,000	796,014,000		836,081,000	836,507,000		874,305,000

3-4 EDWARD VII., A. 1904

UNITED STATES.

Value of the Total Imports and Exports of Merchandise from and to each Principal Country during the Years ended June 30, 1899 to 1903, inclusive.

IMPORTS.		COUNTRIES.					EXPORTS.				
1898-9.	1899-1900.	1900-1.	1901-2.	1902-3.	1903-4.	1898-9.	1899-1900.	1900-1.	1901-2.	1902-3.	
						<i>British Empire.</i>					
118,488,217	159,582,401	165,746,560	191,666,505	191,666,505	511,778,705	533,819,545	631,177,157	548,548,477	521,691,638		
1,294,914	1,542,355	1,930,644	2,328,654	2,328,654	965,741	1,490,243	999,898	916,896	1,508,999		
491,812	433,661	487,231	592,107	592,107	1,065,488	1,124,005	1,314,007	1,490,868	1,397,626		
3,502,402	5,468,196	5,386,509	6,969,017	6,969,017	19,777,129	26,723,702	30,729,687	28,375,199	32,748,580		
1,306,746	1,693,182	379,561	974,908	974,908	13,153,610	16,293,482	21,673,658	28,780,105	33,788,629		
32,560,312	43,553,976	48,421,248	49,774,589	49,774,589	4,341,336	4,892,323	6,251,801	4,624,876	4,795,441		
3,500,297	3,735,358	3,416,846	3,351,656	3,351,656	1,749,545	1,945,192	1,734,101	1,954,394	1,936,524		
198,203	198,040	234,231	373,967	373,967	500,802	615,322	813,817	773,676	868,578		
926,849	1,947,326	1,476,716	2,087,812	2,087,812	10,121	22,281	15,982	193,201	98,069		
11,150,482	11,894,520	12,478,596	13,451,557	13,451,557	8,751,817	8,893,164	8,876,052	9,714,963	10,137,055		
31,220,297	39,369,074	42,852,163	51,660,410	51,660,410	87,974,964	95,319,970	105,789,211	109,612,993	123,472,416		
17,496	40,206	21,491	6,471	6,471	597,961	500,452	678,814	505,456	427,003		
2,479,274	1,236,297	1,277,755	1,355,444	1,355,444	7,732,525	8,485,978	8,009,848	8,039,109	8,780,741		
9,770	10,536	17,556	20,043	20,043	141,080	175,734	468,982	321,251	453,529		
383,168	502,759	711,449	868,238	868,238	1,395,497	2,017,524	1,957,305	2,065,282	2,509,115		
	1,836	21,842	22,355	22,355			1,917	1,787	1,670		
211,164,346	272,563,667	290,387,402	328,506,733	328,506,733	662,439,818	702,298,817	820,439,446	745,913,053	747,546,482		
					<i>Foreign Countries.</i>						
6,551,256	9,079,667	10,150,601	10,578,702	10,578,702	7,378,435	7,046,819	7,223,650	6,467,127	7,299,855		
10,552,030	12,940,806	16,522,296	22,768,830	22,768,830	44,458,033	48,397,011	49,589,259	46,271,736	47,073,160		
3,381,899	2,980,030	3,229,491	3,731,523	3,731,523	1,240,950	1,462,355	1,946,726	1,405,812	1,858,604		
2,411,261	2,402,978	2,493,336	2,400,063	2,400,063	1,102,965	785,462	1,424,844	1,680,939	1,128,045		
911,849	988,606	1,252,317	1,362,131	1,362,131	832,102	1,481,465	1,115,009	983,595	956,193		
1,514,630	1,520,266	1,978,025	1,962,217	1,962,217	1,186,511	1,847,869	1,482,194	1,359,686	1,391,696		
1,085,703	758,674	616,887	801,987	801,987	625,414	679,440	738,722	892,923	797,253		
18,619,248	26,806,925	21,055,830	26,769,612	26,769,612	44,493,831	45,299,167	40,469,831	24,722,906	18,603,369		
408	105	766	708	708	111,079	126,965	213,551	251,563	171,400		

SESSIONAL PAPER No. 10

280,198	920,455	644,993	663,847	600,193	Denmark	16,665,828	18,487,491	16,175,235	15,461,022	16,144,935
677,786	617,593	560,759	436,064	486,225	Danish Possessions.	498,259	630,229	692,670	704,717	634,218
62,146,036	73,012,085	75,458,739	82,880,034	91,064,026	France	60,596,899	83,835,097	78,714,947	71,512,984	77,542,436
1,030,608	1,233,439	1,175,910	1,255,424	1,291,024	French Possessions	2,747,143	3,378,610	3,613,461	3,116,350	3,116,350
84,225,777	97,374,700	100,445,902	101,397,523	119,887,908	Germany	155,752,179	187,547,889	191,780,427	175,148,280	193,553,495
	621	5,381	12,819	54,968	German Possessions.	27,373	40,665	54,711	58,730	126,351
944,521	1,122,855	1,124,775	1,563,142	1,329,935	Greece.	213,507	290,709	291,538	305,950	330,544
17,881,463	20,707,903				Hawaiian Islands.	9,305,474	13,509,148			
24,882,746	27,924,176	24,618,384	30,554,931	36,368,960	Italy	25,031,940	33,256,620	31,473,180	31,388,135	35,022,600
					Italian Possessions.			10,200	1,100	
26,716,814	32,748,902	20,229,545	37,552,778	44,142,362	Japan	17,264,688	29,087,475	19,000,640	21,483,883	20,024,802
9,300	2,936	4,867	2,072	2,747	Liberia	18,412	25,048	25,495	41,888	29,086
22,995,722	28,646,053	26,851,635	40,382,586	41,254,542	Mexico	25,488,072	34,974,961	36,476,350	39,873,606	42,227,786
14,457,620	15,852,624	20,298,799	19,645,808	22,710,073	Netherlands (Holland).	79,305,998	89,886,676	84,336,318	75,123,135	78,245,419
23,211,856	29,433,412	20,539,231	16,343,522	17,585,399	Dutch Possessions.	2,467,165	2,610,319	3,323,290	3,196,921	2,727,467
4,469,774	5,971,298	4,420,912	6,612,700	11,372,384	Portuguese Possessions.	404,163	2,640,449	4,027,064	3,258,470	4,038,969
2,975,504	3,743,216	3,379,449	3,179,449	3,488,185	Portugal	4,132,400	5,886,542	5,291,240	3,045,651	3,652,194
21,537	27,438	36,480	37,272	16,616	Portuguese Possessions.	1,866,260	1,216,216	1,834,007	2,921,742	2,693,699
	101,042	289	36,554	6,554	Romania	146,048	41,262	26,500	128,879	256,927
113,562	1,008	3,529	34,183	29,885	Russia in Asia	1,543,126	3,387,412	1,883,691	1,548,029	1,484,184
4,540,584	7,243,973	7,030,802	7,308,403	9,233,782	Russia in Europe	8,486,067	7,438,317	8,084,228	9,302,359	16,122,628
		10,669	32,781	23,263	Servia	217			369	
5,112,561	8,114,304	8,065,318	11,120,721	9,463,832	South America—	9,563,510	11,558,287	11,537,668	9,801,804	11,430,496
		29	257	1,500	Argentine Republic	31,298	59,223	152,315	89,141	49,107
57,873,747	58,073,457	70,643,347	79,178,037	67,216,348	Brazil	12,239,036	11,578,119	11,663,574	10,391,130	10,738,748
2,942,962	7,112,826	8,683,279	7,740,739	9,377,313	Chile	2,107,124	3,287,566	3,294,726	3,711,522	4,038,875
5,426,731	4,307,814	3,230,652	3,271,894	4,184,149	Colombia	3,042,094	2,710,688	3,142,052	2,973,460	4,293,295
1,054,653	1,524,378	1,424,840	1,546,564	1,726,851	Ecuador	882,391	1,216,008	2,015,085	1,462,105	1,333,162
160		1,740	1,959	2,887	Paraguay	10,751	4,884	12,695	16,784	13,021
1,496,978	2,122,543	3,656,180	3,269,411	2,763,643	Peru	1,325,650	1,662,475	3,126,934	2,558,495	2,971,441
1,281,109	1,848,077	1,883,394	2,320,579	2,981,652	Uruguay	1,242,822	1,816,720	1,637,071	1,986,439	1,965,100
6,567,847	5,500,019	6,645,818	6,287,121	5,312,954	Venezuela	2,851,634	2,452,737	3,271,877	2,733,743	1,878,202
3,982,363	5,950,047	5,409,301	8,270,546	8,174,328	Spain	9,077,807	13,399,680	15,480,288	13,511,987	17,626,864
24,193	29,357	38,288	42,669	62,951	Spanish Possessions.	216,026	238,706	268,505	340,801	817,729
2,605,355	4,244,302	3,487,639	3,806,179	4,905,234	Sweden and Norway	12,218,280	10,436,467	11,844,152	10,108,166	10,160,874
14,826,480	17,393,268	15,739,400	17,781,855	21,189,378	Switzerland	267,732	250,477	253,360	217,315	203,647
3,284,250	3,823,371	3,871,834	3,960,394	4,897,428	Turkey in Asia	194,162	226,653	194,162	169,177	276,247
2,359,830	3,930,866	3,386,782	4,935,346	5,672,578	Turkey in Europe	351,457	340,357	392,958	664,785	496,785
7,549,935	8,432,319	7,306,022	11,577,795	10,745,502	Turkish Possessions	491,474	1,095,663	1,218,242	1,939,449	740,375
					West Indies—					
25,406,828	31,371,704	43,423,688	34,694,684	62,341,942	Cuba	18,616,377	26,313,400	25,961,801	26,023,500	21,769,572
826,530	1,184,797	1,199,240	1,204,461	1,167,734	Haiti	2,453,966	2,996,689	3,424,662	2,691,413	2,383,424
3,179,827	3,078,648				Porto Rico	6,640,449				
3,125,779	3,680,443	3,553,776	2,533,470	2,833,676	Santo Domingo	1,194,013	1,317,098	1,799,685	1,577,592	1,390,967
946,927	1,023,041	281,431	347,235	173,261	All other countries in Africa.	653,605	413,283	60,592	115,995	297,408

+ The commerce between the United States and Hawaii and Porto Rico, respectively, is not included in the statements of the foreign trade of the United States after June 30, 1900.

UNITED STATES.

Value of the Total Imports and Exports of Merchandise from and to each Principal Country during the Years ended June 30, 1899 to 1903, inclusive - *Cont.*

		EXPORTS.					IMPORTS.				
		COUNTRIES.					COUNTRIES.				
		1898-9.	1899-1900.	1900-1.	1901-2.	1902-3.	1898-9.	1899-1900.	1900-1.	1901-2.	1902-3.
%	%	%	%	%	%	%	%	%	%	%	
78,431	325,257	396,115	685,887	212,268	All other countries in Asia,	121,678	186,651	365,589	103,888	77,001	
36,832	78,133	71,788	10,049	All other islands and ports,	63,405	139,862	161,777	32,199	3,668	
483,981,143	577,437,517	561,511,191	612,933,846	697,244,805	Totals, Foreign Countries,	564,883,481	692,214,265	667,325,545	635,776,368	672,391,249	
241,164,346	272,363,667	258,660,971	290,387,102	328,506,733	Totals, British Empire,	662,139,848	702,268,817	820,439,116	745,943,633	747,546,485	
697,148,489	849,941,481	823,173,165	903,320,948	1,025,751,538	Grand totals,	1,227,023,329	1,394,483,082	1,487,764,661	1,381,719,401	1,420,138,011	

UNITED STATES.

TOTAL Quantities and Values of the Principal Articles of Merchandise Imported during the Years ended June 30, 1899 to 1903,
inclusive.

ARTICLES.	1898-9.		1899-1900.		1900-1.		1901-2.		1902-3.	
	Quantity.	Value.	Quantity.	Value.	Quantity.	Value.	Quantity.	Value.	Quantity.	Value.
Animals:—										
Cattle..... No.	199,752	2,320,362	181,006	2,257,694	146,022	1,931,433	96,027	1,608,722	66,166	1,161,548
Horses..... "	3,042	551,050	3,102	586,392	3,785	985,738	4,832	1,377,234	4,998	1,533,796
Sheep..... "	345,911	1,200,081	381,742	1,365,026	331,488	1,236,277	266,953	936,710	301,623	1,036,334
Other..... "		265,032		311,638		325,507		481,865		799,067
Totals, animals.....		4,336,525		4,530,950		4,478,955		4,624,531		4,531,345
Art works.....		2,458,978		2,608,891		3,304,546		3,516,536		4,310,315
Books and other printed matter.....		3,083,401		3,571,626		3,792,536		4,133,215		4,323,938
Breadstuffs.....		2,544,765		1,863,629		2,082,271		2,080,205		3,023,195
Brushes..... Lbs.	1,856,577	1,458,252	2,530,158	2,152,867	1,684,575	1,736,197	2,013,109	2,047,331	3,043,865	2,654,604
Buttons and button forms.....		890,629		977,513		1,142,385		1,151,016		1,245,671
Cement, Roman, Portland and other hydraulic..... Cwt.	8,344,211	2,776,336	9,425,687	3,270,916	6,387,705	2,198,891	4,238,442	1,478,452	11,104,228	3,547,914
Chemicals, drugs and dyes:—										
Angols, or wine lees..... Lbs.	23,300,762	1,914,450	27,339,489	2,388,693	28,598,781	2,476,482	29,276,148	2,263,588	29,966,557	2,734,027
Coal tar, colours and dyes.....		3,799,353		4,890,072		3,881,045		4,451,346		5,304,695
Dye woods..... Lbs.	15,665,252	988,433	27,943,106	1,083,644	20,369,712	1,274,445	28,576,400	1,158,904	35,295,585	1,417,770
Glycerine..... Lbs.	3,127,357	1,024,131	2,746,944	2,155,414	3,139,063	1,722,882	3,057,673	2,858,325	4,532,458	2,937,802
Indigo..... Lbs.	637,713	3,868,705	1,698,583	6,884,704	1,446,890	1,402,894	1,926,903	7,744,183	1,202,451	10,394,647
Liquorice root..... Lbs.	158,477,693	2,052,154	687,417	1,607,256	700,789	1,737,097	694,634	2,355,759	1,545,167	2,340,436
Potash..... "	336,593,392	2,980,486	181,662,092	3,437,160	204,462,721	2,232,308	222,307,759	4,076,305	264,853,006	4,600,948
Soda..... "		2,953,781	488,752,547	5,908,611	468,757,031	6,306,546	435,553,348	6,225,347	533,293,952	8,340,385
Sulphur or brims ton, crude..... Tons.	128,683	2,370,449	155,399	2,711,912	159,711	2,875,104	187,489	3,582,884	181,130	3,549,370

3-4 EDWARD VII., A. 1904

UNITED STATES.

Total Quantities and Values of the Principal Articles of Merchandise Imported during the Years ended June 30, 1899 to 1903, inclusive—*Con.*

ARTICLES.	1898-9.		1899-1900.		1900-1.		1901-2.		1902-3.	
	Quantity.	Value.	Quantity.	Value.	Quantity.	Value.	Quantity.	Value.	Quantity.	Value.
		%		%		%		%		%
Chemicals, drugs and dyes <i>Con.</i>										
All other.....		15,456,089		18,941,475		19,000,201		20,043,898		19,773,637
Totals, chemicals, &c *		42,681,504		53,705,152		53,508,157		57,723,622		64,347,535
Clocks and watches and parts of.....		1,335,982		1,750,551		2,038,239		2,460,324		2,672,310
Coal, anthracite and bituminous.....	1,259,385	3,598,477	1,707,232	4,476,736	1,977,239	5,381,489	7,941,724	3,817,889	11,505,026	
Cacao or cacao.....	36,438,383	5,369,116	12,759,240	5,970,844	46,904,356	6,761,689	52,353,366	6,952,425	64,356,050	
Coffee.....	831,827,063	53,273,470	787,391,311	52,467,343	851,871,310	62,801,399	1,091,044,252	70,982,155	915,066,380	
Copper and mfrs. of.....	10,292	1,984,303	36,295	3,632,133	75,615	10,641,253	98,517	11,003,810	269,196	3,385,652
One and regalia.....										
Pigs, bars, ingots, plates, &c.....	39,812,667	4,793,095	81,638,791	12,419,901	61,161,345	9,909,481	74,892,891	10,923,013	141,161,262	17,479,284
Cork, corkwood or bark and mfrs. of.....		1,512,367		1,909,483		2,270,395		2,464,334		2,567,580
Cotton and mfrs. of—										
Unmanufactured.....	50,158,158	5,013,146	67,398,521	7,969,945	46,631,283	6,787,828	98,713,680	11,712,170	75,401,926	10,970,671
Waste or flocks.....	6,026,424	210,856	7,899,328	244,447	6,182,177	189,020	14,323,545	496,061	23,297,520	806,062
Mfrs. of—										
Cloth.....	52,447,168	6,756,657	65,047,853	8,513,905	40,763,027	6,125,602	46,212,325	7,020,779	61,328,404	9,169,637
Knit goods.....										
Stockings.....		4,333,269		4,715,762		5,462,217		5,363,515		6,157,744
Laces, edgings, embroidery, insertions, neck ruffings, &c.....		14,550,015		19,298,165		20,235,299		22,449,314		25,110,081
Thread, (not on spools).....										
Yarn, warps or warp yarn.....	2,325,974	849,819	5,272,491	2,098,958	3,725,256	1,746,723	5,006,190	1,921,748	5,764,987	2,421,729

SESSIONAL PAPER No. 10

All other mfrs.	5,363,294	6,759,449	6,477,094	7,704,770	9,603,493
Totals, cotton and mfrs. of	37,278,436	49,501,631	47,223,783	56,668,357	64,239,417
Earthen stone and chinaware	7,603,955	8,645,265	9,472,809	9,680,156	10,512,052
Feathers, &c., natural and artificial	4,524,172	4,078,925	3,600,411	5,110,923	5,164,901
Fibres, vegetable, textile, grasses and mfrs. of:—					
Unmanufactured	20,300,093	26,373,805	22,932,506	31,545,962	34,462,513
Manufactured	23,157,594	31,593,371	32,702,608	39,636,362	39,334,521
Fish	6,035,139	7,472,057	7,261,411	8,527,097	8,514,934
Fruits, including nuts	18,314,206	19,293,592	19,586,703	21,480,525	23,726,636
Furs and mfrs. of	10,861,262	12,060,124	11,019,658	15,623,601	15,301,912
Glass and glassware	4,303,660	5,037,931	5,010,675	6,205,052	7,038,282
Hair	1,974,013	2,634,190	1,680,145	2,035,336	2,775,084
Hats, bonnets and hoods and materials for, composed of straw, &c.	2,426,726	2,827,434	2,798,109	3,050,478	3,871,363
Hay	115,409	1,019,743	1,128,610	381,415	2,233,109
Hides and skins, other than fur skins	19,872	143,890	142,620	48,415	293,112
Hops	267,090,750	345,935,778	48,220,013	58,006,618	58,031,613
Household effects	1,319,319	2,589,725	851,008	833,702	1,808,491
India-rubber and gutta-percha, crude	3,113,107	2,007,805	2,366,727	2,934,244	2,855,814
	58,055,887	31,792,697	28,835,178	67,790,069	30,997,232
Iron and steel and mfrs. of—					
Iron ore	269,013	946,194	771,457	1,189,732	2,351,278
Ingots, blooms, slabs, billets, &c.	23,797,994	32,223,218	1,389,022	2,362,544	3,506,375
Pig iron	23,318	61,100	1,281,329	3,506,375	870,026,997
Railway bars	624	20,353	1,355,231	3,367,172	496,198
Tin plates, tinned plates, &c.	108,484,826	147,963,804	48,650	371,452	122,994
Other iron and steel, except mfrs. of			3,770,062	6,065,624	109,913,293
Manufactures—					
Cutlery	1,188,916	3,792,429	3,236,024	4,176,382	6,226,307
Machinery	1,630,542	1,534,382	1,596,668	1,706,454	1,782,970
Other mfrs.	2,612,591	3,569,096	3,324,765	3,646,572	4,085,825
Totals, iron and steel mfrs. of	12,502,635	21,975,750	3,262,060	4,340,216	6,774,279
	17,650,413	17,583,076	24,216,407	25,990,570	33,492,580
Jewellery and precious stones, Lead in ore and base bullion	191,931,295	3,128,675	4,820,406	4,497,360	4,073,193
	193,931,735	250,812,375	201,486,936	211,704,616	211,704,616

3-4 EDWARD VII., A. 1904

UNITED STATES.

Total Quantities and Values of the Principal Articles of Merchandise Imported during the Years ended June 30, 1899 to 1903, inclusive.—*Con.*

ARTICLES.	1898-9.		1899-1900.		1900-1.		1901-2.		1902-3.	
	Quantity.	Value.	Quantity.	Value.	Quantity.	Value.	Quantity.	Value.	Quantity.	Value.
		§		§		§		§		§
Leather and mfrs. of		11,116,647		13,282,196		11,887,012		11,317,785		11,294,167
Marble and stone and mfrs. of		883,852		1,028,550		1,276,602		1,641,388		1,753,780
Metals, metal compositions, &c.		4,118,313		5,570,127		5,996,963		6,223,383		7,056,654
Musical instruments.		1,058,424		1,090,541		991,726		1,000,489		1,125,283
Oils.		5,641,485		6,817,780		7,097,431		9,300,198		12,283,457
Paper stock, emul.		2,614,914		3,261,778		2,183,686		2,770,255		3,015,084
Paper and mfrs. of		3,191,589		3,793,945		1,002,989		4,223,125		4,733,036
Provisions.		1,993,185		2,283,383		2,649,466		3,510,696		4,703,536
Rice.	204,177,293	3,930,149	116,679,881	2,279,036	117,199,710	2,324,898	157,658,894	2,926,921	163,656,184	3,061,475
Starks.		1,221,845		1,793,048		4,039,194		3,252,152		2,831,279
Silk and mfrs. of:										
Unmanufactured		32,479,627		45,329,760		30,051,365		42,635,351		50,011,819
Manufactures of		25,109,074		30,894,373		26,842,138		32,640,242		35,962,851
Spices.	31,060,829	2,782,301	38,845,615	3,401,265	35,211,737	3,563,109	37,483,115	3,685,242	51,201,179	4,815,125
Spirits, wines and malt										
Liquors.		11,223,163		12,758,582		14,266,600		15,246,640		17,171,617
Sugar and molasses:										
Molasses		789,376		890,324		1,123,923		1,037,696		1,124,710
Sugar.	5,821,556	94,964,120	40,180,865	100,250,974	39,730,058	90,487,800	30,319,159	55,061,007	42,161,081	72,114,291
Tea.	74,089,899	9,675,081	84,845,107	10,558,110	89,806,453	9,390,128	75,579,125	108,374,905	15,659,229	
Tin in bars, blocks, pigs, &c.	67,342,107	11,843,357	76,158,915	19,104,301	73,061,890	19,805,551	79,352,356	19,461,850	88,018,036	23,618,802
Tobacco and mfrs. of:										
Unmanufactured	14,035,829	9,900,257	19,619,627	13,297,223	26,851,257	16,290,387	29,428,837	15,211,871	34,015,667	17,234,449
Manufactures of		2,143,499		2,364,137		2,480,139		2,494,822		3,344,671
Toys.		2,265,512		2,923,984		3,830,311		4,023,974		4,232,974
Vegetables		2,178,738		2,935,977		3,719,679		7,039,855		4,581,355

3-4 EDWARD VII., A. 1904

UNITED STATES.

Total Quantities and Values of the Principal Articles of Domestic Produce (Merchandise only) Exported during the Years ended June 30, 1899 to 1903, inclusive.

	1898-9.		1899-1900.		1900-1.		1901-2.		1902-3.	
	Quantity.	Value. %	Quantity.	Value. %	Quantity.	Value. %	Quantity.	Value. %	Quantity.	Value. %
Agricultural implements.....		12,432,497		16,099,149		16,313,431		16,286,740		21,066,622
Animals:—										
Cattle.....	389,490	39,516,833	397,286	39,635,153	459,218	37,566,980	392,881	29,902,212	402,178	29,848,936
Horses.....	45,778	5,414,342	61,772	7,612,616	82,250	8,873,845	103,020	10,048,016	34,007	3,152,159
Sheep.....	143,286	863,565	128,772	733,477	297,925	1,433,000	338,720	1,940,060	176,961	1,067,860
Other.....		1,066,186		4,663,785		3,685,051		2,981,366		742,238
Totals, animals.....		37,880,916		43,585,031		52,068,876		44,871,684		34,781,193
Books, maps, engravings, &c.....		2,636,136		2,943,435		3,472,343		3,997,977		4,442,653
Breadstuffs:—										
Barley.....	2,267,403	1,375,271	23,661,662	11,216,691	6,293,297	2,883,565	8,714,268	3,995,303	8,429,141	4,662,544
Corn.....	174,089,094	68,977,448	299,348,284	85,206,400	177,817,965	82,527,383	26,636,562	16,185,673	74,833,237	40,540,637
Oats.....	30,309,778	9,787,540	41,369,415	12,504,634	37,146,812	11,765,330	9,971,139	4,153,238	4,613,809	1,850,728
Pease and beans.....	883,201	1,269,812	617,353	983,491	468,679	862,088	324,481	636,345	232,841	530,875
Wheat.....	139,432,815	101,269,169	101,959,389	73,257,080	132,060,667	96,771,743	154,856,102	112,873,222	114,481,420	87,795,404
All other, including malt and rice meal and flour.....	18,485,690	73,093,870	18,699,194	67,760,886	18,650,975	69,439,246	17,739,263	63,661,974	19,716,634	73,756,494
Totals, breadstuffs.....		16,939,352		13,790,949		12,623,529		10,787,545		13,039,306
Ceramics, earthenware, glass, and parts of.....		275,712,465		264,610,064		276,893,351		241,293,300		222,175,598
Cement.....	61,122	9,860,161	76,055	9,965,610	218,240	10,920,331	392,462	9,872,516	271,272	10,499,195
Chemicals, drugs, dyes and medicines.....		1,995,289		13,263,610		14,389,453		13,288,218		13,697,691
Clocks and watches.....		1,863,431		1,977,691		2,340,751		2,144,490		2,133,529
Coal.....	5,651,933	13,661,028	7,188,948	19,562,813	7,675,549	29,317,496	6,971,184	20,765,461	6,598,875	21,206,498
Coke.....	215,513	632,788	363,292	1,233,921	365,888	1,433,497	492,465	1,729,457	389,048	1,912,459
Copper and mfrs. of:—										
Ore.....	5,910	440,575	7,285	1,009,288	10,106	1,346,767	25,076	2,601,637	12,808	927,117

SESSIONAL PAPER No. 10

Ingot, bars, plates, &c....	Lbs.	254,987,164	34,476,343	333,340,725	55,772,166	252,769,328	41,260,376	288,720,655	39,190,619	297,656,122	37,354,061
All other.....			1,397,186		2,080,794		2,006,645		2,027,754		2,313,135
Totals, copper and mfrs. of.			36,424,104		58,862,248		44,613,728		43,830,070		40,594,613
Cotton and mfrs. of:—											
Unmanufactured.....	Cwt.	37,877,191	210,089,576	31,262,256	242,988,978	33,590,624	315,105,047	35,289,746	291,538,356	35,691,420	317,065,271
Manufactured:—											
Cloths.....	Yds.	412,004,055	18,969,897	352,194,989	18,068,934	251,503,351	14,136,037	504,773,813	25,861,196	495,379,197	25,352,584
Other mfrs.....			4,597,017		5,934,153		6,136,381		6,247,166		6,863,720
Totals, cotton and mfrs. of.			233,656,490		266,992,065		335,377,465		323,706,718		349,281,575
Fertilizers.....	Tons.	822,100	6,964,365	815,216	7,218,224	643,626	5,425,960	763,700	6,256,035	834,180	6,724,301
Fibres, vegetable and textile											
grasses, manufactures of.											
Flax.....			3,093,102		4,441,835		4,362,876		4,575,219		5,290,948
Wool.....			5,169,831		5,427,469		6,780,482		6,563,189		6,717,274
Fur and skins.....			7,897,485		11,642,662		8,926,351		8,719,344		18,057,677
Furs and skins.....			3,092,846		4,503,968		4,404,448		5,460,204		6,181,115
Glass and glassware.....			1,563,651		1,936,119		2,126,369		1,960,106		2,150,689
(Grease, grease scraps and all											
soap) stock.....			2,576,507		2,941,322		3,339,948		2,610,925		2,926,565
Gunpowder and other explosives			1,531,589		1,891,604		1,712,102		2,062,381		2,454,510
Hides and skins other than fur.	Lbs.	10,146,840	929,117	7,486,256	894,674	11,161,749	1,064,952	9,372,747	906,504	12,859,549	1,224,400
Hops.....			3,626,144		1,707,660		2,466,515		1,550,657		1,909,951
India rubber and mfrs. of.			2,321,141		3,123,925		3,639,361		4,632,100		4,580,937
Instruments and apparatus											
for scientific purposes, in-											
cluding telegraph, &c.....			4,399,180		6,435,766		7,361,231		5,389,476		7,130,508
Iron and steel and mfrs. of:—											
Bar iron.....	Lbs.	23,564,511	365,144	18,456,435	378,120	53,120,643	884,094	45,071,956	778,768	40,583,205	721,284
Bars or rods of steel.....			1,523,414		1,938,388		2,387,739		1,222,182		1,861,363
Billets, ingots and blooms	Tons.	43,124	859,944	14,169	441,605	121,136	3,158,233	2,907	78,355	2,127	68,064
Builders' hardware, saws											
and tools.....			7,842,372		9,648,924		9,204,513		9,844,102		12,064,824
Machinery, machines and											
parts of.....			44,285,363		55,485,495		49,814,489		47,591,584		50,988,606
Nails and spikes.....	Lbs.	88,682,320	1,863,076	113,892,583	3,660,948	74,644,984	1,815,298	65,791,731	1,524,466	84,782,555	1,884,415
Rails for railways.....	Tons.	277,885	5,439,831	347,805	9,356,448	374,978	10,873,756	167,456	4,637,096	22,977	714,040
Sheets and plates.....	Lbs.	128,063,051	1,969,658	98,026,529	1,818,613	127,911,188	2,318,387	40,433,808	983,108	39,727,042	991,493
Structural iron and steel.	Tons.	49,069	1,759,988	56,275	2,835,588	64,820	3,337,923	61,190	3,202,020	32,952	1,963,797
Wire.....	Lbs.	215,194,475	3,891,180	236,472,806	5,982,400	164,883,419	4,104,563	223,193,550	5,278,454	224,152,685	5,172,140
All other mfrs. of iron and											
steel.....			23,970,861		31,036,061		28,977,066		23,590,644		20,479,483
Totals, iron and steel											
and mfrs. of, includ-											
ing ore.....			93,782,431		121,992,590		117,495,137		98,730,669		96,909,449

UNITED STATES.

Total Quantities and Values of the Principal Articles of Domestic Produce (Merchandise only) Exported during the Years ended June 30, 1899 to 1903, inclusive—*Con.*

ARTICLES.	1898-9.		1899-1900.		1900-1.		1901-2.		1902-3.	
	Quantity.	Value.	Quantity.	Value.	Quantity.	Value.	Quantity.	Value.	Quantity.	Value.
Jewellery and mfrs. of gold and silver		963,156		1,113,638		1,229,672		1,338,347		1,293,021
Leather and manufactures of:—										
Leather unmanufactured		19,725,473		21,797,157		21,320,646		22,350,131		23,514,199
Manufactures of:—										
Boots and shoes	1,934,277	2,711,385	3,016,720	4,276,636	3,492,011	5,526,290	3,966,766	6,182,098	6,663,017	6,663,017
All other mfrs. of		1,030,127		1,219,197		1,076,717		1,266,091		1,438,173
Totals, leather and mfrs. of		23,466,985		27,293,010		27,923,653		29,798,323		31,617,389
Marble and stone and mfrs. of		1,886,756		1,677,169		1,638,314		1,761,696		1,565,244
Musical instruments		1,791,843		1,958,779		2,780,796		3,691,143		3,281,909
Naval stores		9,982,955		12,474,194		12,680,930		11,733,562		12,918,708
Oil cake and oil cake meal. Cwt.	15,690,929	14,548,765	16,317,231	16,806,302	17,265,153	18,723,672	16,480,934	19,943,198	16,713,011	19,743,711
Oils:—										
Animals	2,109,594	704,127	1,925,741	718,397	2,399,169	1,018,131	2,121,661	910,697	1,890,812	856,564
Mineral:—										
Refined illuminating	722,279,480	41,087,031	721,027,637	55,979,566	781,297,105	51,477,267	842,829,070	53,380,345	699,810,892	47,079,842
All other		15,186,137		19,632,184		19,635,521		18,912,477		20,173,691
Vegetable:—										
Cotton seed	50,627,219	12,077,519	46,902,390	11,127,538	49,356,741	16,541,321	33,042,848	12,992,393	35,612,994	14,211,244
All other		1,731,816		2,217,518		2,494,365		2,316,240		2,023,118
Totals, oils		70,786,630		92,675,803		91,166,905		88,522,152		84,344,459
Paints, pigments and colours		1,447,425		1,902,367		2,036,343		2,000,379		2,350,937
Paper and mfrs. of		5,477,884		6,215,833		7,438,901		7,312,030		7,180,014
Paraffine and paraffine wax. Lbs.	174,844,701	6,804,684	182,153,718	8,602,723	129,184,962	6,857,288	173,583,263	8,858,844	201,325,210	9,411,294

3-4 EDWARD VII., A. 1904

UNITED STATES.

Total Quantities and Values of the Principal Articles of Domestic Produce (Merchandise only) Exported during the Years ended June 30, 1899 to 1903, inclusive. *Con.*

ARTICLES.	1898-9.		1899-1900.		1900-1.		1901-2.		1902-3.	
	Quantity.	Value.	Quantity.	Value.	Quantity.	Value.	Quantity.	Value.	Quantity.	Value.
Wood and mfrs. of <i>Con.</i>		%		%		%		%		%
Manufactured:										
Doors, sash and blinds.	1,436,907	1,432,540	990,698	920,688	1,727,387
Furniture.	3,571,375	1,191,036	3,451,498	4,125,353	4,451,369
Wood pulp.	696,349	498,463	613,258, 137	1,031,867	38,348,632	710,163	22,461,472	443,228
All other manufactured wood.	55,332,270	4,310,684	5,430,829	5,105,580	5,830,946	6,144,327
Totals, manufactured wood.	9,745,285	11,039,643	11,617,690	13,071,251
Wood and mfrs. of.	1,284,757	1,687,601	1,568,750	1,525,826	1,793,946
Zinc and mfrs. of.	1,973,091	2,871,424	2,280,345	2,017,191	1,672,367
Total value of principal and other articles (Home Produce).	1,203,381,222	1,570,763,571	1,460,462,806	1,355,481,891	1,392,231,637
Total value of principal and other articles (Foreign Produce).	23,022,080	23,719,541	27,302,185	26,227,540	27,906,377
Total value of principal and other articles.	1,227,023,302	1,394,483,082	1,487,764,991	1,381,719,401	1,420,138,014

URUGUAY.

VALUE of the Total Imports Entered for Consumption and Exports of Domestic Produce (Merchandise only) from and to each Principal Country during the Years ended December 31, 1898 to 1902, inclusive.

NOTE :—Peso Fuerte=81.01.

		IMPORTS.					EXPORTS.				
		COUNTRIES.									
1898.	1899.	1900.	1901.	1902.		1898.	1899.	1900.	1901.	1902.	
Pesos Fuert.	Pesos Fuert.	Pesos Fuert.	Pesos Fuert.	Pesos Fuert.	Pesos Fuert.	Pesos Fuert.	Pesos Fuert.	Pesos Fuert.	Pesos Fuert.	Pesos Fuert.	
6,762,794	6,874,509	6,356,692	6,167,348		Great Britain.....	2,884,329	2,394,538	1,978,819	2,270,094		
3,288,715	3,851,466	2,700,468	3,074,753		Argentine Republic.....	5,318,270	7,014,428	2,825,018	4,330,587		
1,372,665	1,852,961	1,558,399	1,424,068		Belgium.....	5,399,282	5,871,409	5,215,315	4,188,009		
1,872,572	1,402,307	1,269,242	1,540,955		Brazil.....	5,856,348	6,990,920	7,598,123	4,454,250		
124,166	121,440	119,638	87,684		Chile.....	218,980	277,435	490,378	288,547		
91,594	115,702	115,927	99,615		Cuba.....	298,373	596,829	454,592	463,475		
2,637,750	2,188,010	1,981,685	2,161,139		France.....	5,516,889	5,796,808	4,790,871	4,925,604		
2,311,631	2,647,189	3,499,919	2,913,537		Germany.....	2,810,333	4,392,646	2,777,183	3,195,124		
3,140	2,724	3,377	6,227		Holland.....	29,326	40,970	6,053		Returns not to hand.	
2,279,784	2,380,069	2,212,031	2,108,469		Italy.....	574,063	726,407	725,476	482,818		
107,434	132,529	168,846	152,562		Paraguay.....						
13,130	16,759	14,056	17,123		Portugal.....	140,635	125,486	153,321	234,770		
1,977,407	1,859,592	1,824,071	1,860,762		Spain.....	236,282	469,342	588,093	615,086		
1,932,468	2,201,287	2,182,945	2,077,750		United States.....	984,040	1,629,039	1,071,955	1,438,128		
9,111	6,244				Other Countries.....	97,766	247,907	135,655	335,634		
24,784,361	25,652,788	23,978,206	23,691,932		Totals.....	30,276,916	36,574,164	29,410,862	27,751,126		

3-4 EDWARD VII., A. 1904

URUGUAY.

TOTAL Quantities and Values of the Principal Articles of Merchandise Imported (Entered for Consumption), during the Years ended December 31, 1898 to 1902, inclusive.

NOTE:—Peso Fuerte = \$1.01. Kilog = 2.204 lbs. Litre = 2.202 galls. Tonelade = 2,000 lbs.

ARTICLES.	1898.		1899.		1900.		1901.		1902.	
	Quantity.	Value.	Quantity.	Value.	Quantity.	Value.	Quantity.	Value.	Quantity.	Value.
		Pesos Fuert.		Pesos Fuert.		Pesos Fuert.		Pesos Fuert.		Pesos Fuert.
Animals, livings—										
Cattle.....	251,804	2,007,000	275,423	2,135,000	393,175	878,000	82,388	734,185		
Other.....	22,089	87,000	30,306	76,000	10,846	8,395	8,395	8,395		
Cashmeres..... Kilogs.	378,000	651,000	414,000	703,000	395,000	711,000	327,283	560,199		
Coal..... Toneladas.	394,360	946,000	131,727	1,317,000	106,915	1,039,000	1,127,214	1,127,214		
Coffee..... Kilogs.	1,003,000	241,000	1,153,000	277,000	1,001,000	241,000	1,433,955	348,949		
Cotton piece-goods (Pure). "	3,044,000	2,521,000	2,870,000	2,457,000	2,297,000	1,963,000	2,056,600	1,838,153		
Drugs.....		223,000		224,000		254,000		224,697		
Haberdashery.....		321,000		296,000		311,000		297,033		
Hats and hatiers materials.....		243,000		255,000		170,000		177,382		
Iron and steel—										
Bars, plates, columns, girders, rails, &c..... Kilogs.	5,944,000	267,000	5,508,000	253,000	5,985,000	306,000	4,645,000	223,000		
Iron galvanized for roofs. "	3,263,000	229,000	3,542,000	248,000	2,461,000	172,000	3,354,999	231,840		
Ironmongery.....		417,000		441,000		441,000		350,702		
Wire for fencing..... Kilogs.	7,739,000	466,000	8,511,000	523,000	6,439,000	426,000	7,336,033	518,229		
Machinery and tools—										
Agricultural.....		241,000		325,000		216,000		146,404		
Industrial.....		138,000		223,000		224,000		218,350		
Oil..... Litres.	10,314,000	480,000	8,640,000	402,000	11,040,000	514,000	9,076,545	422,604		
Olive..... Kilogs.	1,141,000	343,000	1,073,000	324,000	872,000	262,000	357,803	281,311		
Paper of all kinds.....		379,000		399,000		361,000		360,400		
Rice..... Kilogs.	4,229,000	359,000	4,312,000	378,000	5,695,000	385,000	5,202,193	334,296		
Sackcloth..... "	2,134,000	299,000	2,123,000	297,000	1,747,000	244,000	2,271,430	318,000		
Sugar, raw and refined.....	16,047,000	1,420,000	17,034,000	1,558,000	17,719,000	1,629,000	18,692,086	1,722,868		
Tobacco, cigars and snuff.....	795,000	212,000	734,000	224,000	738,000	210,000	723,777	231,823		
Wearing apparel.....		734,000		656,000		569,000		509,411		
Wood and mfrs. of..... Litres.	19,012,000	2,322,000	16,340,000	2,010,000	16,371,000	2,014,000	16,368,032	2,005,716		
Woolen piece-goods, of pure wool..... Kilogs.	36,000	173,000	31,000	144,000	23,000	123,000	19,286	119,702		
									Returns not to hand.	
									Returns not to hand.	

SESSIONAL PAPER No. 10

Wool mixed with, other materials..... Kilogs	7,000	144,000	9,000	127,000	8,000	125,000	482,344	115,542
Yerba Mate (Paraguay Tea)..... "	8,785,000	879,000	9,007,000	901,000	8,415,000	841,000	9,579,470	957,947
Total value of principal and other articles.....		24,784,361		25,052,788		23,978,206		23,691,432

URUGUAY.

Total Quantities and Values of the Principal Articles of Domestic Produce Exported (Merchandise only) during the Years ended December 31, 1898 to 1902, inclusive.

Note:—Peso Fuerte 81 01, Kilog 2 204 lbs., Litro 2202 galls., Tonelada 2,000 lbs.

Articles.	1898.		1899.		1900.		1901.		1902.	
	Quantity.	Value.	Quantity.	Value.	Quantity.	Value.	Quantity.	Value.	Quantity.	Value.
Animals, living		Pesos Fuerte.		Pesos Fuerte.		Pesos Fuerte.		Pesos Fuerte.		Pesos Fuerte.
Horses and mules..... No.	9,873	51,000	2,099	14,000	5,815	35,000	7,181	39,825		
Oxen and cows..... "	36,843	225,000	24,672	210,000	60,572	465,000	42,684	363,011		
Sheep..... "	114,903	57,000	72,000	33,000	60,004	32,000	97,040	70,112		
Other..... "	1,033	3,000	199	1,000	427	1,000	58	174		
Bones and bone ash..... Kilog.	13,461,000	108,000	15,487,000	124,000	16,935,000	149,000	8,760,000	79,000		
Grain and flour										
Maize..... "	12,576,000	170,000	10,226,000	130,000	486,000	7,000	23,393,436	383,332		
Wheat..... "	77,231,000	2,406,000	62,673,000	1,368,000	39,872,000	450,000	248,457	6,206		
Wheat flour..... "	11,296,000	601,000	20,726,000	660,000	18,129,000	525,000	174,978	6,239		
Corn..... "	5,568,000	141,000	6,228,000	121,000	4,661,000	70,000	7,653,134	166,828		
Hides and skins										
Ox hides salted..... No.	773,000	3,459,000	882,000	3,930,000	822,000	4,930,000	821,091	4,226,546		
" dried..... "	469,000	1,253,000	653,000	1,768,000	628,000	2,013,000	703,402	2,414,706		
Sheep skins..... Kilog.	7,616,000	1,409,000	6,295,000	1,879,000	4,626,000	983,000	7,444,253	1,117,466		
Horse hair..... "	805,000	308,000	761,000	317,000	735,000	356,000	742,307	328,378		
Meat, salted or smoked..... "	51,065,000	5,475,000	58,249,000	7,083,000	57,346,000	6,042,000	46,399,222	4,892,910		
extract of..... "	482,000	1,447,000	564,000	1,693,000	579,000	1,319,000	678,326	1,220,986		
Tallow..... "	13,464,000	1,255,000	14,639,000	4,465,000	14,450,000	1,662,000	13,306,232	1,530,220		
Wool, raw..... "	41,012,000	10,716,000	39,315,000	14,272,000	26,755,000	8,025,000	46,206,217	8,662,187		
Total value of principal and other articles.....		30,276,916		36,574,164		29,410,862		27,731,426		
							Returns not to hand.			Returns not to hand.

INDEX

TO STATEMENTS Nos. 11 TO 19, Part I

See also "Table of Contents"

A	PAGE.
Absinthe	134
Acetate of lead	106
Acetic acid	48
Acids	48, 164
Aconite root	52
Adhesive felt	60
Additional duties, post entries, &c.	160
Advertising—Pamphlets of all kinds	34
Adzes	102
African teak	150
Agricultural implements	86, 167, 190, 212, 281, 322, 354, 458
" " parts of	86
" " products	28, 162
Air compressors	92
Alabaster, ornaments of	58
Albumen, blood	50
Albuminized paper	122
Albums	122
Alcohol and alcoholic liquors—all kinds	134
Ale, beer and porter	28, 162, 174, 222, 302
" ginger	28, 302
Alizarine	50, 182
Alkanet, crude	52
Alligator leather	80
Almanacs	34
Almonds	68
Alum	50
" cake	50
Alumina, sulphate of	50
Aluminium, aluminium, &c.	108
" acetate of	54
Amber	58
" gum	52
Amaranth	148
Amber, ornaments of	58
Ambergris	62
American West Indies, imports and exports (See Table of Contents).	
Ammoniac, sal.	54
Ammonia, aromatic, spirits of	134
" nitrate of	50
" sulphate of	50
Ammunition	74
Amyl	134
Anatomical preparations	156
Anchors	86
Anchovies	64
Angles, iron	92
Angostura	134
Aniline and manufactures of	50
Animals, living	28, 162, 176, 208, 222, 263, 302, 336, 418, 421
Animal manures	60
Animals, products of	28, 162
Aniseed	130
Anise-star	130
Annato and annato seed	50, 130
Anodes, nickel	112
Anodynes	56

A	PAGE.
Antimony	50, 108
" salts	50
Anthracite coal dust	42, 180
Antiseptic surgical dressing	50
Anvils	86
Apparel of subjects dying abroad	156
Apple trees	126
Apples, dried and green	68, 166, 212, 277, 348, 436
" pine	70
Arabic gum	52
Archill, extract of	54
Argentine Republic, imports and exports (See Table of Contents).	
Argol, not refined	50
Arms, fire	102
Army, articles for	156, 206
Aromatic seed, &c.	130
Arrack or palm spirit	134
Arrowroot	34, 223, 306
Arsenic	50, 108, 168
Arsenate of aniline	50
Articles for A. A. Telegraph Co.	158
Articles for Consuls General, Dominion Government, Governor General, and miscellaneous articles, not enumerated	156, 206, 302
Articles for the use of Army and Navy	156, 206, 302
Artificial limbs	28
Asbestos and manufactures of	108, 168, 214, 283, 354, 374
Ash timber	150, 173
Ashes, pot, pearl and soda	28, 162, 264, 336, 396
Ashes, Pot and Pearl, inspection of (See under Table of Contents).	
Asphaltum and asphalt	28, 176, 222, 302
Astrachan furs and skins	70
Astronomical globes	32
Attachments, binding	86
Augers, steel for manuf. of	109
Australasian trade statistics, &c., (See Table of Contents).	
Australia, Southern, imports and exports (See Table of Contents).	
Australian gum	52
Axes	102
Axle-grease	74
Axles	86
" spring, bars, blanks	86, 100

B

Babbit metal	108
Bacon	128, 170, 198, 214, 287, 358, 427
Bact-riological products	50
Badges	128
Bags, cotton, N. E. S.	46
" " seamless	46
" " paper printed or not	122
" " of hemp, &c.	66
Bagatelle tables	28

B

	PAGE.
Bait-fish	62, 64, 165
Baking powder	28, 176, 222, 304
Balances	96
Balls, glass	72
Balsam	28, 52, 162
Bamboo-reeds	146
" unmanufactured	146
Bananas	68
Bandages, suspensory	28
Bands, hatters'	78
Band iron	88, 90, 100
Bank notes	30
Barbados, imports and exports (see Table of Contents).	
Barberry gum	52
Barrels	146, 173
Barks	52, 144, 364, 397
Bark, extract of	52
" hemlock, &c.	144
" " extract of	52, 164, 210, 272
" for tanning	144, 172, 292, 364
Barley	34, 163, 208, 265, 338, 438
Bars, aluminum	108
Bars, brass and copper	82, 84, 190
Bars, iron	86, 100, 190
" lead	106
" railway	96, 192
" tin	108, 194
Baskets	28
Barytes	108, 168
Basswood	148, 173
Bathbrick	36
Battens	150, 173
Batteries, electric, &c.	58
Batting, cotton	46
Batts, cotton	46
Bayonets	102
Bay rum	124
Bead ornaments	58, 312
Beans, rolled, for ships	92
" weighing	96
Beans	34, 52, 163, 208, 265, 338, 439
" baked, in cans	144
" cocoa	42
" locust	34
" nux vomica	50
" seed	130
" Tonquin	50
" vanilla	50
Beaver, silk or felt hats	78, 188
Bed comforters	46, 152
" quilts	46
Beef	128, 170, 198, 216, 428
" salted in barrels	128, 198
" fluid, extract of	128
Beer	28, 162, 176, 222, 302
Bees	28
Beeswax	144
Beet and mangold seed	130
Belgium, imports and exports (see Table of Contents).	
Bells	30, 304
Belts, surgical	28, 304
" N.E.S.	28, 304
Belting, cotton	46
" rubber	76
" leather	80, 320
Berries for dyeing	50
Bibles	30, 176
Bicarbonate of potash, or saleratus	54
Bicarbonate of soda	54
Bichromate of potash	54
" soda	56, 182
Bicycles	40, 163, 178, 210, 270, 459

B

	PAGE.
Bicycles, parts of	40
Billets, hickory	146
" iron	90
" steel	90, 100, 192
Billiard tables	28, 30, 304
Bills, advertising	34
" of exchange, forms of	30
Binarsenate of soda	56
Binders' twine	44
Bindings, hatters'	78
Birch timber	150, 173, 218, 411
Bird cages	108
Bird skins	158
Biscuits and bread	34, 162, 223, 306, 338
Bituminous coal	42, 180, 200, 342
Bituminous substances	110
Bismuth	108
Bitters, alcoholic	134
Blackberries	68
Blacking, shoe	30, 304
Blacklead	108
Blanc fixe or satin white	120
Blankets	152
Blanketing and lapping	108
Blanks, knife	102
" nut-bolt and hinge	90
Blast furnace slag	158
Blinds	30, 122, 146, 173, 220, 298, 370, 485
Blocks, aluminum	108
" lead	106
" tin	108, 194
" zinc	108
" gun, last, oar, wagon	146
Blooms	90, 92, 192
Blouses, cotton and linen	46, 66
" silk	132
" woollen	152
Blueing, laundry	30, 304
Blueberries	70
Board, card, Bristol and paste	122
" felt, for gun wads	158
" leather, mill and straw	122
Boards, sawn, not shaped	148, 173, 204, 218, 294, 366, 405
Boats	30
Boilers	88, 190
Boilers, ships	130
Boiler tubes	104
Bolts, brass or copper	82, 84, 190
Bolts, iron or steel	90
" stave and shingle	150, 173, 297
Bolsters	30
Bolting cloth	132
Bonds	30
Bone black	60
Bones, crude	30, 162, 336
Bone-ash	60
Bone-dust	60
Bone pitch	30
Bone, manufactures of, fancy	58
" N.E.S.	30, 304
Bonnets	78, 188, 237, 318
Books, pamphlets, maps, &c.	30-34, 162, 176, 208, 223, 265, 304, 336, 458
" prayer	30
" printed, all kinds	32, 162, 176, 208, 223, 265, 304, 336, 458
Book-binding cloth	46
Bookbinders' tools, &c.	94
Boots, India-rubber and gutta-percha	76
Boots and shoes, leather	80, 167, 188, 279, 320, 352, 470
" N.E.S.	34
" wire for	114

B	PAGE.
Boot, shoe and stay laces.....	34, 306
Boric acid.....	48
Borax.....	50
Botanical specimens.....	158
Bottles, glass.....	72, 186
Bowls, steel.....	88
Boxes, fancy.....	58
" hat (<i>see</i> trunks, valises, &c.).....	142
Boxwood.....	148
Brads.....	88
Braces.....	34, 306
Bracelets.....	58, 184, 312
Braids.....	58, 184, 312
" hair.....	76
Bran.....	36, 163, 178, 208, 340, 434
Brandy and imitations of.....	134, 171, 200
Brass and manufactures of.....	82, 190, 240, 322
" in strips for printers rules.....	82
Brazil nuts.....	68
Brazil, imports and exports. (<i>See</i> Table of Contents.)	
Brass band instruments.....	114
Breadstuffs.....	34-36, 162-163, 176-178, 208, 223-224, 265-270, 306, 338-340
Bread, unleavened, for religious purposes.....	34
Brick and tiles.....	36, 163, 178, 224, 308
Bridges, iron.....	90
Brilliant, cotton.....	48, 180
Brim moulds.....	38
Brimstone.....	50
Bristles.....	38, 178, 225, 308
Britannia metal, pig and bar.....	110
" manufactures of.....	119
British Africa, imports and exports. (<i>See</i> Table of Contents.)	
" East Indies, imports and exports.....	34, 308
" Guiana, imports and exports.....	34, 308
" West Indies, imports and exports. (<i>See</i> Table of Contents.)	
Brocade, bronze powders and gold liquid paint.....	120
Bromine.....	50
Bronze or Dutch metals.....	110
" phosphor.....	110
" statuettes.....	110
Brooms and brushes.....	38, 178, 225, 308
Broom corn.....	38, 178, 225, 308
Brussels carpets.....	154, 206
Brushes.....	38, 178
Buckles, iron or steel.....	110
" clasps, steel for.....	100
Buckram.....	78
Buckthorn fencing, steel for.....	106
Buckwheat.....	36, 163, 208, 265, 440
" flour or meal.....	36
Buggies.....	40, 178
Building brick.....	36
Building plans.....	120, 198, 247
" stone.....	138, 171
Builders' hardware.....	88, 190
Bulbs, electric light.....	70
" flower.....	124
Bullets, lead.....	106
Bullion.....	160, 174, 175, 206, 220, 262, 301, 334, 372, 491
" fringe.....	38
Burgundy pitch.....	50
Burrs, brass and copper.....	82, 84
Burr stones.....	136
Bushes.....	126
Butternut lumber.....	148, 173
Butter.....	126, 170, 198, 214, 286, 358, 423
Butts and hinges, N. E. S.....	86
Butts, jnd.....	66
Buttons.....	38, 163, 225, 318

C	PAGE
Cabinet furniture.....	146
Cabinets of antiquities, coins or medals.....	158
Cabinetmakers' hardware and tools.....	88, 190, 194
Cables, telegraph, electric light, &c.....	58
Cages, bird.....	108
" rat and squirrel.....	108
Cake, alum.....	50
" oil, cotton seed and palm nut.....	118, 358
Calendars, advertising.....	34, 176
Calfskins, dressed.....	80, 188, 320
Calumba roots.....	52
Cambrie.....	48, 180
Camphor.....	52
Camwood.....	50
Canada plates.....	90, 192
Candles.....	38, 163, 225, 308
Candy, sugar.....	138
Cane, split.....	152
Canes, all kinds, N. E. S.....	112
Canned meats.....	128, 170, 287, 358, 429
Canoes.....	30
Canvas.....	66, 184
Caoutchouc.....	76
Cape of Good Hope, imports and exports. (<i>See</i> Table of Contents.)	
Caplins, unfinished leghorn hats.....	78
Caps, N. E. S.....	78, 167, 188, 237, 318
" fur.....	70
" for umbrellas.....	112
" iron and nickel, for whips.....	144
" percussion.....	74
Caraway.....	130
Carbolic oil.....	116
Carbons and carbon points.....	58
Carboys.....	72, 186
Cardboard in sheets or cut.....	122
Cards, pictorial show, printed, stamped, &c.....	30, 34
Cards, playing.....	122
Card clothing, machine.....	82
Cardamon seeds.....	130
Carpet bugs.....	142, 259
Carpeting, hemp and jute.....	66, 184
Carpet linings.....	66
Carpets.....	38, 118, 154, 156, 206, 308
Carpet-sweepers.....	38
Carpet warps.....	46
Carriages, 40, 163, 178, 210, 226, 270, 271, 308, 342, 459, 460	
Carrot seed.....	130
Cars, railway.....	40, 178
Cartridges, gun, rifle, &c.....	74
" and cartridge cases.....	74
Carts.....	40, 163, 178, 210, 270, 342, 459
Cart or wagon skeins or boxes.....	86
Cases, for jewels, silverware, &c.....	58, 314
" cartridge.....	74
" ornamental.....	58
Cash registers.....	40
Caskets.....	146
Cassimeres.....	152
Cast-iron pipes.....	86, 190
" scrap iron.....	92, 192
Castile soap.....	132
Castings, all kinds.....	86, 90, 96, 167, 212, 466
Castor oil.....	116
Casts as models.....	158
Catalogues.....	34
Cat-gut.....	76
" strings.....	76
Catsups.....	124, 249
Cattle.....	28, 162, 176, 208, 263, 302, 336, 419
Caustic, potash.....	54
Cedar logs and posts.....	150, 173
" red.....	150
" Spanish.....	150

C		C	
	PAGE.		PAGE.
Celluloids of books, &c.	112	Cloths, hair	76
Celluloid	40	" jute, for bags	66, 184
Celluloid and manufactures of	40	" mahair	38
Cement	49, 163, 178, 226, 310, 472	" book-binding	46
Cement, copper	84	" woollen	152
Central Am. States, imports and exports. (See Table of Contents).		Clothes-wringers	42
Ceylon, imports and exports (See Table of Contents).		Clothing, cotton, N.E.S.	46
Chains, iron or steel and cable chains	88, 92, 100	exports, all kinds	42, 163, 342
of hair	76	Clothing, horse, shaped	66
Chalk and chalk stone	136	" linen, N.E.S.	68
Chamois skins	80	" India-rubber	76, 188
Champagne	136	" silk	132, 209, 328
Chandeliers	110	" woollen	154, 206
Channels, iron	96	" donations of, for charitable pur- poses	158
Charcoal	42, 92, 164, 271, 342	" for Army and Navy, &c.	156
Charts	32	Clothing and wearing apparel	42, 154, 206, 460
Cheques	30	Clover seeds	130, 170, 216, 288, 289, 360, 453-454
Cheese	126, 179, 198, 214, 287, 358, 424	Coal	42, 164, 180, 216, 227, 271, 310, 342, 375
Chemicals	48-56, 164, 182, 210, 230, 272-273, 312, 342-344, 463, 464	Coal oil, crude	116
Cherries	68	Coal oil, and products of, N.E.S.	116
Cherry lumber	150, 204	" fixtures	110
trees	126	Coasting trade, tonnage of vessels employed in (See Table of Contents).	70
Chessmen, draughts, &c.	58	Coats, fur	152, 204
Chestnut lumber	150, 204	Coatings	154
Chicory	44, 227, 310	Coat linings	112
Chicle, crude	52	Cobalt	52
Chile, imports and exports (See Table of Contents).		Cochineal	42, 310
Chimney lining	36	Cocoa-nuts	42, 180, 227, 310
Chimneys, glass lamp	72, 186	and preparations of	42, 180, 227, 310
China, imports and exports (See Table of Contents).		Cocoa, matting and mats	38
" clay	36	Cocoa-nut oil	116, 196
" stone	136	Cocobutal	148
" ware	156, 182, 230, 312	Codfish	62, 165, 184, 210, 273, 344, 384
Chinese Immigration Act Statement (See Table of Contents).		Cod oil, N.E.S.	116, 164
Chlorate of potash	54	Cod liver oil	116
soda	56	Coffee	44, 164, 180, 227, 310
Chloride of aluminum	59	" condensed	44
lime	50	Coffins	146
Chocolate	42, 180	Coin, gold and silver	169, 174, 175, 206, 220, 262, 301, 334, 372, 491
Chloroform	56	" cabinets of	158
Chromic iron	92	Coir, and coir yarn	44
Chrome steel	100	Coke	42, 164, 180, 227, 310, 342
Chromes	32, 120	Collars, lace	60, 184, 314
Chromotypes	32, 120	" and cuffs, linen or cotton, xylonite	44, 228, 310
Chronometers	42	Collar cloth, union	122
Church vestments	148	Collections of antiquities, coins, &c.	158
Churns, wood	56	Colours	120-122, 169, 198, 248, 326, 358
earthenware	42, 163	Cologne water	124
Cider	142, 172, 202	Combs	44, 228, 310
Cigars and cigarettes	142, 172, 202	Comforters, bed, cotton and woollen	152
" excise (See Table of Contents).		Commercial blank forms	30
Cinders	42, 164, 271	Commons, House of, articles for	156, 206
Cinnabar	110	Communion plate	44
Circus menagerie	158	Compasses	42
Citron peel	79	Composition ornaments	58
Clapboards	150	" metal	110, 112
Clasps for purses, &c.	110	Compressors	92
Clay	36, 163, 178, 224, 398	Condensed milk	114
Cliff stone	136	Confectionery	138, 256
Cloaks, fur	70	" labels for	32
Clocks	42, 180, 227	Consuls General, articles for	156
Clock cases	58	Copal gum	52
" springs, &c.	42	Copper and manufactures of	84, 167, 190, 212, 241, 280, 352, 376
Cloths, woollen	150, 204	" matte	84
" not rubbered, &c.	42	" precipitate of	54
" bolting	132	" in strips, sheets, &c.	84
		" sub-acetate of	56
		" sulphate of	56
		Copperas	56

C	PAGE.
Cord, gut.....	76
Cords, cotton.....	48
“ fancy.....	58, 184, 312
“ hair.....	76
Cordage and twine and manufactures of.....	44,
164, 180, 210, 228, 271, 310, 342,	461
Cordials.....	134
Cordovan leather.....	80
Coriander seed.....	130
Corks and cork wood and bark.....	144, 152
Cork matting.....	118
Corn, canned.....	144
Corn, Indian.....	36, 163, 178, 208, 264-338
“ cracked, dried, &c.....	36
“ meal.....	36, 163, 338
“ starch.....	136
“ syrup.....	138
Cornish and belted rolls.....	92
Cornwall stones.....	136
Corset clasps, steel, and steel wire, and steel for.....	46
Corsets.....	46
Costumes and scenery, theatrical.....	46
Cottolene.....	128
Cotton and manufactures of.....	46-48, 164, 180, 182,
210, 229, 272, 310, 342,	461
Cotton rags.....	128
Cotton-seed cake meal.....	118
Cotton-seed oil.....	116, 196
Cotton warp.....	46
“ waste.....	48, 164, 180, 462
“ wool.....	48
Coutilles for corset-makers.....	46
Cranberries.....	68
Cranes.....	92
Crapes.....	48, 229, 312
C. C. or cream-coloured ware.....	56, 182
Cream, sizing.....	38
Cream of tartar, in crystals.....	52, 182
Creosoted lumber.....	148
Crinoline, steel wire for.....	100
Crocks, earthenware.....	56
Crossings for railways.....	88
Crowbars.....	102
Crucibles, clay or plumbago.....	48
Crucible sheet steel.....	98
Crushers, rock, ore and grain.....	92
Crystals, tin.....	108
Cuba, imports and exports. (<i>See</i> Table of Contents).	
Cudbear, extract of.....	54
Cuffs, linen, or cotton, &c.....	44, 310
Cutting of lumber. (<i>See</i> Table of Contents).	
Cultivators.....	86
Cumin seed.....	130
Cups, brass.....	82
“ won as prizes.....	126
Curling stones.....	48
Currant bushes.....	126
Currants, dried.....	68, 186
Currant wine.....	136
Curry combs.....	88, 190
Curtains.....	48, 182, 229, 312
Cutch.....	56
Cutlery, steel for.....	98
Cutlery, N. E. S.	102
Cutters and sleighs.....	40
“ paper.....	94
Cyanogen.....	50
Cyclometers.....	48

D	PAGE.
Damaged goods.....	158
“ grain, flour and meal.....	36

D	PAGE.
Damar, gum.....	52
Damask of cotton.....	46
“ of linen or of cotton and linen.....	46, 66, 184
Danish West Indies, imports and exports. (<i>See</i> Table of Contents).	
Dates.....	68
Deals and deal ends.....	148, 150, 173,
204, 218, 293, 366, 400-402	
Decanters.....	72, 186
Degras.....	74
Demijohns, glass.....	72, 186
“ earthenware.....	56
Denmark, imports and exports. (<i>See</i> Table of Contents).	
Dental instruments.....	102
Derricks.....	92
Desks, writing.....	58
Diamonds.....	126, 198
“ black.....	
“ drills.....	
“ dust.....	126, 198
“ unset.....	
Diapers, cotton.....	48
“ linen.....	66
Dice, bone or ivory.....	58
Diggers, post hole.....	86
“ potato.....	86
Digitalis foliæ.....	52
Disks for engraving rollers.....	108
Doeskins.....	150
Dogs.....	28
Dogwood wood.....	144
Dolls, all kinds.....	60, 184
Dominion Government, articles for.....	156, 206
Dongola leather.....	80
Doors for safes and vaults.....	96
Doors of wood.....	146, 173, 229, 298, 370, 485
Drafts, forms of.....	30
Dragon's blood.....	52
Drain pipes, glazed or unglazed.....	36
Drain tiles, not glazed.....	36
Draughts.....	58
Drawers.....	48, 132, 154
Drawings.....	120, 198, 247
Drays.....	40
Dress goods of silk.....	132, 200, 328
“ wool.....	154
Dressine.....	38
Dressing, antiseptic surgical.....	50
Dressing, harness, &c.....	48
Drills, diamond.....	126
“ grain seed.....	86
Drugs, medicines, &c.....	48-56, 164, 182, 210,
229, 272-273, 312, 342-344, 463-464	
Dryers, Japan and liquid.....	142, 259
Duck.....	46, 66, 184
Dutch East Indies, imports and exports.....(<i>See</i> Table of Contents).	
Dutch West Indies, imports and exports. (<i>See</i> Table of Contents).	
Duties collected, &c.....	160
Dyeing articles, N. E. S.	52
Dyes 48-56, 164, 182, 210, 220, 272-273, 312, 342- 344, 463, 464	
Dye lac, crude.....	52
Dynamite.....	74
Dynamos.....	58

E	PAGE.
Earths, ochrey.....	120
Earthenware.....	56, 58, 182, 230, 312
Ebony, black heart.....	150
Edge tools.....	102

E	PAGE.
Effects of subjects dying abroad.....	156
" settlers.....	158, 174, 206, 252
Eggs.....	126, 170, 214, 287, 358, 425
Fish.....	62, 64
Egg yolk.....	126
Elastic.....	58
" rubber thread.....	76
Elder wine.....	136
Electric apparatus.....	58, 182, 231, 312
" dynamo.....	58
Electric light fixtures.....	110
Electro-plated ware.....	84, 190
Electrotypes.....	112, 169
Elixirs.....	56
Elm logs.....	148, 173, 218
" timber.....	150, 173, 218, 412
Embroideries.....	46, 58, 182, 231, 312
Emery in bulk.....	58, 312
" paper.....	130, 312
" wheels.....	58, 312
Enamelled leather.....	80
Enamel sizing.....	38
Engravings.....	120, 198, 247
Engines, fire.....	88
" gass lines.....	88
" locomotive.....	88, 190
" steam, for ships.....	130
" portable steam.....	94
Entomological specimens.....	158
Envelopes.....	122, 198
Essences containing spirit.....	56
Essences.....	56
Essential oil.....	118
Esparto, grass.....	74
Ether nitrous.....	134
" sulphuric.....	56
Ethyl.....	134
Excise statements (<i>See</i> Table of Contents).	
Explosives.....	74, 167, 188, 237, 278, 318, 464
Exports, American West Indies. (<i>See</i> Table of Contents)	
Exports, Argentine Republic. (<i>See</i> Table of Contents).	
" Australasia.....	"
" New South Wales.....	"
" New Zealand.....	"
" Queensland.....	"
" South Australia.....	"
" Tasmania.....	"
" Victoria.....	"
" Western Australia.....	"
" Barbadoes.....	"
" Belgium.....	"
" Brazil.....	"
" British Africa.....	"
" " East Indies.....	"
" " Guiana.....	"
" " India.....	"
" " West Indies.....	"
" Cape of Good Hope.....	"
" Central American States.....	"
" Ceylon.....	"
" Chile.....	"
" China.....	"
" Cuba.....	"
" Dan. West Indies.....	"
" Denmark.....	"
" Dutch West Indies.....	"
" Fiji.....	"
" France.....	"
" French Africa.....	"
" French West Indies.....	"
" Germany.....	"
" Gold Coast.....	"
" Great Britain.....	"

E	PAGE.
Exports, Greece.....	(<i>See</i> Table of Contents).
" Grenada.....	"
" Hawaii.....	"
" Hayti.....	"
" Holland.....	"
" Italy.....	"
" Jamaica.....	"
" Japan.....	"
" Lagos.....	"
" Mauritius.....	"
" Mexico.....	"
" Natal.....	"
" Newfoundland.....	"
" Norway.....	"
" Portugal.....	"
" Russia.....	"
" Sierra Leone.....	"
" Spain.....	"
" Spanish West Indies. (<i>See</i> under " American West Indies and Cuba).	"
" St. Pierre.....	"
" Statements of.....	"
" Straits Settlements.....	"
" Sweden.....	"
" Trinidad.....	"
" Turkey.....	"
" United States.....	"
" U. S. of Colombia.....	"
" Uruguay.....	"
" Venezuela.....	"
" principal articles to G. B., U. S. and " O. C.....	"
" principal articles, 15 year statement " total values by countries.....	"
Extracts containing spirits.....	56
" of archill or cudbear.....	54
" beef.....	128
" hemlock bark.....	52, 210, 272, 344, 463
" fustic, logwood or oak bark.....	52
" indigo.....	54
" of madder.....	54
" of malt.....	54
" of saffron or safflower.....	54
Eyebar blanks, iron and steel.....	96
Eyeglasses.....	118
Eyelets and eyelet hooks.....	82
F	
Fabrics, coloured cotton.....	46, 180
" cotton, uncoloured.....	46
" silk.....	132
" woollen.....	154
Fancy grasses.....	74
" goods.....	58-60, 184, 231, 312-314
Fanning mills.....	94
Fans.....	58
Farina.....	136-255
Fashion plates.....	60
Featherbone in coils.....	60
Feathers, N. E. S.....	58, 60
Feathers, undressed.....	58
" ostrich and vulture, dressed.....	58, 184, 314
Feloes.....	144
Felt.....	60
" cloth, N. E. S.....	152
" board for gun wads.....	158
" hats.....	78, 188
" manufactures of.....	164
Felspar.....	136, 171
Fence posts.....	150
Fencing foils.....	102
" wire.....	106
" buckthorn and strip.....	106

F	PAGE.	F	PAGE.
Fennel seed	130	Frames, picture	124
Fennugreek seed	130	Frames for purses	110
Ferro-manganese	88	France, imports and exports (<i>See</i> Table of Contents).	
Ferro-silicon	88	French Africa, imports and exports (<i>See</i> Table of Contents).	
Ferrules for umbrellas	112	Freestone	138, 171
Fertilizers and manures .60, 164, 210, 232, 273, 314, 344		French mustard	116
" uncomounded or unmanufact'd.	60	" odours	124
Fibre and grasses	72, 74, 186, 236, 318	French West Indies imports and exports (<i>See</i> Table of Contents).	
Fibrilla	74	Fringes	58, 184, 312
Figs	68	Fringe, bullion	38
Fig, imports and exports (<i>See</i> Table of Contents)		Frogs, iron or steel	88
Files	102	Fruit.68-70, 165, 166, 186, 212, 233-235, 277, 278, 316, 348, 436, 437	
" steel for manufacture of	100	" labels for	32
Fillets, cotton	76	" syrup	82
" rubber	76	Fuller's earth	70
Firearms	102	Furniture, of wood.146, 173, 204, 220, 298, 370, 485	
Fire brick	36	" springs	110
Fire clay	36	Furs and skins and manufactures of. .70, 166, 184, 212, 235, 278, 316, 348-350, 465	
Fire engines	88	Fusel oil	134
Fire extinguishers	88	Fustic, extract of	52
Fireproof paint	120	Futtocks	146, 172
Fireworks	60		
Firewood	144, 172, 218, 293, 364, 398	G	
Fish and fish products. .62-64, 162, 184, 210, 232, 273-276, 314, 344-346, 384-393		Galvanic batteries	58
Fish eggs, trout	62	Gambier	56
Fish hooks, &c.	60	Game	128, 170
" glue	72	Game bags	74
" labels for	32	Gammister	138
Fish offal and skins	72	Garden seeds	130, 200
" oils	116	Gas fixtures	110
" plates	96	" meters	110
Fish and fish oils, inspection of (<i>See</i> under Table of Contents).		" light shades	110
Fisheries, produce of, N. E.S	64	Gasoline engines	88
" articles for use of. .60, 206, 232, 314		Gelida, gum	52
Fishing lines and fixtures	60	Gelatine	52
" rods	60	Gentian root	52
Fish-plates, railway	96	Generators, electric	58
Fittings of wrought iron	88	Geographical globes	32
Fixtures, gas, coal oil, &c.	110	Germany, imports and exports (<i>See</i> Table of Contents.)	
Flag stones, &c.	138	German mineral potash	54
Flannels, woollen	152, 204	" potash salts	60
Flasks	72, 186	" silver	110
Flats, iron or steel	90, 100	Giant powder	74
Flax, hemp and jute and manufactures of.66, 68, 165, 184, 212, 233, 277, 316, 348, 435		Gilt ware	84
" seed	130, 170, 200, 216, 360	Ginger, ground and unground	134
" seed oil	118, 196	" ale	28
" yam	68	" preserved	70
Flints and flint stones	138	Gun, all kinds	134, 171, 200
" paper	130	Ginseng root	52
Flooring, mosaic	114	Girders, iron	96
Florist stock	124	Glass and manufactures of. .70-72, 168, 186, 235, 316	
Flower odours	124	" plate	72
Flowers, artificial	58, 184, 314	" paper	130
Flour, all kinds, N. E.S. 36, 163, 178, 208, 268, 306, 340, 447		Globes geographical, topographical and astronomical	32
" rice and sago	34, 162	Globes, glass	72
Fodder or feed cutters	94	Globules, or iron sand	78
Folders	31	Glove fasteners	82
Folding machines	94	Glove leather	80
Foliae digitalis	52	Gloves and mitts	72, 186, 236, 316
Foot grease	74	Glue	72, 166, 186, 236, 316
Forest articles, produce of	148	Glucose and glucose syrups	138, 256
Foreign trade (<i>See</i> Table of Contents).		Glycerine	52
Forgings	88	" nitro	74
Forks, cast iron, not handled	102	Gold and silver, manufactures of. .84, 167, 190, 212, 241, 280, 322, 352	
" pronged	86		
Fossils	158		
Fowls	28		
Foundry facings of all kinds	68		

G	PAGE.	H	PAGE.
Gold beaters' moulds.....	38	Hat boxes.....	142, 259
" skins for.....	38	Hatchets.....	102
Gold Coast, imports and exports (<i>See</i> Table of Contents.)		Hats, fur.....	70
Goods, manufactured in bond.....	156	Hatters' bands, bindings.....	
Goods, exported and returned.....	158	" linings.....	
Gooseberry bushes.....	126	" sides and tips.....	78
Gooseberries.....	68	" furs.....	
Government, articles for.....	156, 206	" plush.....	
Governor General, articles for.....	156	" irons.....	102
Grain..... 34-36, 163, 178, 208, 223-224, 265-269,	338-340, 438-450	Hawaii, imports and exports (<i>See</i> Table of Contents.)	
" products of. 36, 163, 178, 208, 224, 268-269, 340,	447-450	Hay.....	78, 166, 212, 279, 318, 350, 451
Grain crushers.....	92	Hayti, imports and exports (<i>See</i> Table of Contents.)	
Granite, stone.....	138, 171, 182	Hay, inspection of (<i>See</i> under Table of Contents.)	
Granite-ware, white.....	56, 182, 230	Hay teddlers.....	86
Grapes.....	68	Headings and staves.....	150, 173, 218, 295, 366, 406
Grape sugar.....	138	Head lights.....	110
" vines.....	124, 126	Heads, rubber, for whips.....	144
Grass, hats, caps, &c.....	78, 188	Hemlock bark.....	144
Grass, fancy, dried.....	74	" " extract of.....	52, 210, 272, 463
" fibres and straw and manufactures of.....	72, 74, 166, 186, 236, 318, 359	" logs.....	148, 173
" plaits.....	78, 188	Hemp, bleaching compound.....	52
" seed.....	130, 170, 216, 288, 360, 453	Hemp, canvas.....	66
Gravel.....	138, 171, 216	" paper.....	158
Great Britain, trade with British Possessions.....		" undressed.....	66, 165, 184, 212, 277, 316, 348
Great Britain, trade with foreign countries.....	(<i>See</i> Table of Contents.)	Herrings.....	62, 165, 184, 210, 273, 274, 344, 385, 386
Great Britain imports and exports.....		Hickory lumber.....	148, 173, 204
Grease.....	74, 166, 188, 237, 318	Hickory billets, spokes, &c.....	146
Greece, imports and exports (<i>See</i> Table of Contents.)		Hides, raw.....	78, 167, 188, 212, 238, 279, 318, 350, 422
Grenada, imports and exports (<i>See</i> Table of Contents.)		Hinges.....	86, 90
Grindstones.....	138, 171	Hoes.....	86
Guano.....	60	Hogs.....	28, 162
Guavas.....	68	Holland, imports and exports (<i>See</i> Table of Contents.)	
Guns.....	52	Hominy.....	36
Gunwood.....	150	Honey.....	78, 167, 350
Gum wood lumber.....	150, 204	Hoofs.....	78
Gun caps, percussion and wads.....	74	Hooks, fish.....	60
Gunpowder and other explosives.....	74, 167, 188, 237, 278, 318	Hoop iron.....	88, 90, 100
Gut, cat and whip, &c.....	76	Hoop poles.....	150, 173, 218
" and cord, &c.....	76	Hop poles.....	150, 173, 218
Gutta percha, India-rubber and caoutchouc, and manufactures of.....	76, 167, 188, 237, 318, 350	Hops.....	78, 167, 188, 238, 279, 318, 350
Gypsum, crude.....	138, 171, 216, 290, 362, 377	Horned cattle.....	28, 162, 419
" ground and calcined.....	138, 171	Horns.....	78, 167, 350
H		" strips.....	78
Haddock.....	62, 165, 184, 210, 273, 344	" manufactures, fancy.....	58
Hair, and manufactures of.....	76, 167, 237, 318, 350	" tips.....	78
" oils.....	124, 249	Horses.....	28, 162, 176, 208, 263, 302, 336, 418
Halibut.....	62, 465, 210	" clothing, shaped.....	66
Hammers, steel for manufactures of.....	100	" hair.....	76
Hammocks.....	44	" powers.....	94
Hams.....	128, 179, 198, 214, 287, 358, 427	" rakes.....	86
Hand carts.....	40	" shoes, and nails for.....	88, 90
Hangings, paper.....	122	Hose, rubber.....	76
Handle bolts.....	146	Hosiery, cotton.....	46
Handkerchiefs.....	46, 66, 132, 180, 184, 200, 330	" silk.....	132
Hardware.....	88, 167, 190, 214, 466	Hosiery, woollen.....	132
Harness and parts of.....	80, 88, 167	House of Commons, articles for.....	156, 206
" soap.....	132	" furniture.....	146, 173, 204, 220, 298, 370, 485
Harrows.....	86	Household effects of Canadians dying abroad.....	156
Harvesters.....	86	Hubs of wood.....	146
Hats, caps and bonnets and articles for manufacture of, N.E.S.....	78, 167, 188, 237, 318	Huckabacks.....	66, 184
		Hydrated oxide of zinc.....	124
		Hymn books.....	30
		I	
		Ice.....	78, 167
		Ice creepers, steel for.....	100
		Iceland moss.....	74
		Illustrations, pictorial, for schools.....	158

I	PAGE.	I	PAGE.
Imitation precious stones.....	126	India-rubber and manufactures of.....	76, 167, 188, 237, 318, 350
Imports, American West Indies (See Table of Contents).		Indian madder	54
“ Argentine Republic	“	“ meal and corn	36, 163
“ Australasia.....	“	Indigo.....	52
“ New South Wales.....	“	Ingot moulds.....	110
“ New Zealand.....	“	Ingots, aluminium.....	108
“ Queensland.....	“	“ iron or steel.....	90, 192
“ South Australia.....	“	“ copper.....	84
“ Tasmania.....	“	Ink, writing.....	78, 239, 320
“ Victoria.....	“	“ printing.....	78, 239, 320
“ Western Australia.....	“	“ shoemakers'.....	30, 304
“ Austria Hungary.....	“	Inspection of staple products (See under Table of Contents).	
“ Barbadoes.....	“	Instruments, philosophical, N. E. S.	118, 198, 247,
“ Belgium.....	“	“ surgical and dental.....	100
“ Brazil.....	“	Insulators of all kinds	58
“ British Africa.....	“	Iodine, crude.....	54
“ East Indies	“	Ipecacuanha.....	52
“ Guiana.....	“	Iris.....	52
“ India.....	“	Iron, sand or globules.....	78
“ West Indies.....	“	“ acetate, solution	54
“ Cape of Good Hope.....	“	Iron and steel and mfrs. of 86-106, 167, 168, 190-194, 212-214, 241, 242, 281-283, 322, 354, 466-469	
“ Central American States.....	“	“ adzes	102
“ Ceylon.....	“	“ air compressors.....	92
“ Chile.....	“	“ anchors.....	86
“ China.....	“	“ angles, rolled.....	96, 192
“ Cuba.....	“	“ anvils.....	86
“ Danish West Indies.....	“	“ axes.....	102
“ Denmark.....	“	“ axles, &c.....	86, 100
“ Dutch East Indies.....	“	“ attachments, binding.....	86
“ Dutch West Indies.....	“	“ augers.....	100
“ Fiji.....	“	“ balances.....	96
“ France.....	“	“ band.....	88, 90, 100, 192
“ French Africa.....	“	“ bar	86
“ French West Indies.....	“	“ bars, railway.....	96, 192
“ Germany.....	“	“ steel.....	86, 100
“ Gold Coast.....	“	“ bayonets.....	102
“ Greece.....	“	“ beams.....	92, 96, 192
“ Great Britain.....	“	“ weighing.....	96
“ Grenada.....	“	“ billets.....	90, 100, 192
“ Hawaii.....	“	“ binders.....	86
“ Hayti.....	“	“ binding attachments.....	86
“ Holland.....	“	“ blades, knife.....	102
“ Italy.....	“	“ blanks, eye bar.....	96
“ Jamaica.....	“	“ blanks, knife.....	102
“ Japan.....	“	“ blooms.....	90, 192
“ Lagos.....	“	“ boiler tubes.....	104
“ Mauritius.....	“	“ boilers.....	88, 190
“ Mexico.....	“	“ bolt blanks.....	90
“ Natal.....	“	“ bolts.....	90
“ Newfoundland.....	“	“ bookbinders' tools.....	94
“ Norway.....	“	“ bowls, steel.....	88
“ Portugal.....	“	“ brads, cut.....	88
“ Russia.....	“	“ bridge plate.....	98
“ Sierra Leone.....	“	“ bridges.....	90, 100
“ Spain.....	“	“ butts and hinges, N. E. S.	86
“ Spanish West Indies (See under American West Indies and Cuba)	“	“ Canada plates.....	90, 192
“ Statement of.....	“	“ cart or wagon skeins or boxes.....	86
“ St. Pierre.....	“	“ cast iron.....	86
“ Straits Settlements.....	“	“ cast scrap.....	92, 192
“ Sweden.....	“	“ castings.....	86, 94, 96, 167, 212
“ Switzerland.....	“	“ chains.....	88
“ Turkey.....	“	“ channels.....	96
“ Trinidad.....	“	“ charcoal.....	92
“ United States.....	“	“ chrome.....	100
“ U.S. of Colombia.....	“	“ chromic.....	92
“ Uruguay.....	“	“ Cornish rolls.....	92
“ Venezuela.....	“	“ cranes.....	92
“ principal articles from G. B., U.S. and O. C.....	“	“ crossings.....	88
“ principal articles 15 year statement.....	“	“ crowbars.....	102
“ total values by countries.....	“	“ crucible sheet steel.....	98
India, British, imports and exports.....	“		

	PAGE.		PAGE.
Iron and steel, rounds	86	Iron and steel, vices	86
“ sad irons	102	“ ware, iron, galvanized, &c.	104
“ safes	96	“ washers	90
“ saws	102	“ waste	92
“ scales	96	“ wedges	102
“ scrap, cast	92, 98, 168, 192	“ weeders	86
“ “ wrought	92, 194	“ wind mills	94
“ “ from vessels wrecked	98	“ wire, covered	106
“ screws	98	“ “ 16 gauge or thinner	100
“ scythes	86	“ “ cloth	106
“ sections, special	90	“ “ Bessemer and Homo	106
“ separators, cream	88	“ “ fencing, barbed	106
“ shapes, structural	90, 192	“ “ buckthorn, &c.	106
“ “ special	90	“ “ nails	94
“ sheet	90	“ “ rigging	106
“ “ corrugated, galv., &c.	96	“ “ rods, under ½-inch	98
“ “ sheared or unsheared	92, 192	“ “ rope	106
“ “ Russia iron flat	90	“ “ all other, N. E. S.	106, 194
“ “ for ships	92, 94	Isinglass	52
“ steel for skates	98	Istle	74
“ shoes, horse	90	Italy, imports and exports. (See Table of Contents)	
“ shovels	86	Italian cloths	154
“ skates and parts of	98	Ivory, unmanufactured	78
“ skeins, cart or wagon	86	“ black	120
“ skelp	92	“ manufactures, N. E. S.	78, 320
“ slabs, iron	90, 192	“ “ fancy	58
“ “ steel	90	“ nuts	152, 172
“ sledges	102	“ vaccine points	142
“ spades	86	“ veneers	78
“ spiegeleisen	88	Ivories, piano keys	78
“ spikes	94		
“ spreaders, manure	86	J	
“ sprigs	88	Jaconet, Swiss	48
“ springs	86, 100	Jalap root	52
“ springs, steel for	86, 100	Jams	70, 186
“ squares	86	Jamaica, imports and exports. (See Table of Contents)	
“ stoves	102, 168	Japan, imports and exports	
“ stove plates	102	“ “ dryers	142
“ steel bowls	88	Japans	142, 332
“ “ for buckle clasps	100	Japonica, terra	56
“ “ ice creepers	100	Japanned leather	80
“ “ hammers	100	“ “ ware	104
“ “ files	100	Jars, glass	72
“ “ mower and reaper		Jeans, cotton, for corset makers	46
“ “ knives	98	Jellies	70, 186
“ “ ingots, &c.	90, 192	Jewellery	80, 239
“ “ rails	96, 98, 192	Jewellers' sweepings	110, 168
“ “ rods of, rolled	90, 192	Jewel cases	58, 314
“ “ saws	98	Joists	96, 150, 173, 218, 295, 366, 404
“ “ straw cutters	98	Juices, lime and fruit	80
“ “ ships	92	Junk, old	80, 167, 239, 325, 350, 470
“ “ No. 20 gauge	100	Jute and manufactures of	66, 165, 184, 212, 277, 316
“ “ No. 12 gauge	100	“ “ butts	66
“ strips	88, 90, 100, 192		
“ “ for fencing	106	K	
“ structural work	90, 92	Kainite	60
“ surgical instruments	102	Kangaroo leather	80
“ switches	88	Kartavert, fibre	74
“ swords	102	Kaurie-gum	52
“ Swedish nail rods	102	Kelp	72
“ tacks, cut	88, 102	Kentledge	92, 192
“ tailors' irons	102	Kerosene oil	116, 169, 196
“ threshers	94	Kid leather	80, 188, 320
“ tools and implements		Knees for ships	92
“ “ mechanics		“ “ and futtocks	146, 172
“ “ edge		Knitted goods, N. E. S.	80
“ “ carpenters, coopers and cabinetmakers	102, 192	Knitted goods, woollen	152
“ track tools		Knitting yarn	46
“ tubing	104, 194	Knives, pen, jack and pocket	102
“ tubular bow sockets	102	Knives, bay	86
“ unenumerated articles	106	Knobs, steel for	98
“ vaults, doors for	96	Kryolite	110
“ vessels cast	94		

L

	PAGE.
Labels	32
Lac dye, crude	54
Laces, lace collars, &c.	60, 184, 314
" boot, shoe and stay	34, 306
Lacquers	142, 259
Lagos, imports and exports. (<i>See</i> Table of Contents).	
Lamb-skin	80, 320
Lampblack	120
Lamp chimneys	72
Lamps, glass	72, 166
Lamp springs	110
" wicks	46
Lanterns	110, 166
" magic	82
Lard	126, 170, 288, 426
Lard oil	126, 169
Lastings	38
Laths and lath wood	150, 173, 218, 294, 366, 403
Laundry soap	132
Lavender water	124
Lawn mowers	86
Lawns, cotton	48
Lead and manufactures of	108, 168, 194, 214, 242, 324, 378
Lead pencils	122
" pipe	106
" white in pulp	120
" white and red	120, 198
Leaf, gold and silver, Dutch and schlag metal	84
Leather and manufactures of	80, 167, 188, 212, 240, 280, 320-322, 352, 470-472
" harness	80
" tanners' scrap	80
Leather, glove	80
" board	122
" dressing	48
" leatheroid	122
" textile for whips	144
Leather and hides, inspection of (<i>See</i> under Table of Contents).	
Leaves	52
Leeches	80
Leghorn hats, unfinished	78
Lemons	68, 186
Lemon peel	70
Lemon and fruit juices	80, 82
Lenos, cotton	48
Lichens	54
Lights, gas, sile and head	110
Lignite, products of	116
Lignum vitæ	150
Lime	80, 167, 212, 280, 352, 472
" juice	80
" crude	80
" chloride of	50
Limes	68
Limestone	171
Lin-en, brown or bleached	66, 184
" blouses and shirt waists	66
" duck, canvas, &c.	66, 184
" thread	66
Lines for fishing	60
Ling	62, 165, 184, 210, 273, 344
Linoleum	118
Linsed oil	118, 196
Liquid dryers	142
Liquor, iron	54
" red	54
Liquorice root	52
" paste, rolls, &c.	54, 182
Liqueurs	134
Liquors, spirituous, &c.	134, 473-475
Lists, price	34

L

	PAGE
Litharge	120
Lithographic stones	138
" presses	94
Literary papers	34
Litmus	54
Lobsters	64, 165, 210, 274, 346, 387-388
Locks	92
" steel for	98
Locomotive engines	88, 190
Locomotive tires	92
Locust beans	34
Logs	148, 173, 204, 218, 293, 366, 399
Logwood, extract of	52, 182
Lotions	56
Looking glass, German	70
Loops, iron	90, 192
Lubricating oil	118, 196
Lumber	146-150, 173, 204, 218, 293-296, 366, 400-407

M

Macaroni	34, 223
Mace	134
Machine card clothing	82-322
Machines and machinery	92, 192, 281, 322, 354, 467
" embossing	94
" folding	94
" mowing	86
" paper cutting	94
" portable	94
" printing	94, 192
" ruling	94
" sewing	94, 168, 192, 281, 468
" slot	94
" strength testing	96
" type-writing	94
Machinery, mining and other	94-168, 192, 214
" ships	130
Mackerel	62, 165, 210, 275, 346, 389-390
Madder	54
Magazines	34, 176
Magic lanterns and slides therefor	82
Magnesia	54
Mail subsidies and T. and C. expenditure (<i>See</i> Table of Contents).	
Mahogany	150
Malleable iron castings	94
Malt	36, 163, 268, 340, 452
" excise (<i>See</i> Table of Contents).	
" liquor (<i>See</i> Table of Contents).	
" extract	54
Manganese ore	110, 168
" oxide of	54
Mangoes	68
Manilla grass	74, 78
" hoods	78
" twine	44
Mantels of slate	132
Manufactured articles, N. E. S.	82, 167
Manures	60, 164
Manure spreaders	86
Manuscripts	32
Maple sugar	138, 171, 254
" timber	150, 173
Map, showing Steamship routes, &c. (<i>See</i> Table of Contents).	
Maps	32, 162, 265, 336, 458
Marble and manufactures of	82, 138, 171, 186, 240, 322
Masks	102
Mastic, gum	52
Masts	92, 150, 173
Match blocks	150, 173

SESSIONAL PAPER No. 10

M	PAGE.	M	PAGE.
Matches and match splints.....	146, 173, 220, 298, 370, 486	Moss, crude and Iceland.....	74
Mats.....	38, 66, 226, 308	Motors, electric.....	58
“ India-rubber.....	76	Moulds for gold beaters.....	38
Mathematical instruments.....	118, 198, 247, 326	Mouldings, wood, plain and gilded.....	146, 174
Matte, copper.....	84	Mounts for umbrellas.....	112
Matting, cocoa.....	38	Mowing machines.....	86
“ india-rubber.....	76	Mucilage.....	72, 186
Mattocks.....	102	Muffs, fur.....	70
Mattresses, hair and spring.....	82	Mumjeet.....	54
Matrices.....	112	Muriate of potash.....	54
Mauritius, imports and exports (<i>See</i> Table of Contents).		Muriatic acid.....	48
Meal.....	36, 162, 163, 178	Mushroom spawn.....	130
Meal, oil cake, cotton seed cake and palm nut cake.....	118	Music, printed, &c.....	34
Meal, damaged.....	36	Musical instruments, N.E.S.....	114, 169, 196, 214, 244, 285, 324, 356, 476, 473
Meats.....	128, 176, 198-200, 214-216, 287-288, 427-430	Musical instruments for bands in the army, &c.....	114
“ canned.....	128, 200, 216, 358, 429	Musical instruments for use in schools.....	160
“ dried or smoked.....	128, 200, 358	Muslins.....	48, 180
“ labels for.....	32	Musk.....	54
Medicines, proprietary (<i>see</i> Drugs). 54, 164, 182, 312		Muskets.....	102, 192
Medicines, containing spirits.....	56	Mustard.....	116, 245
Meerschaum, manufactures of.....	110	“ seed.....	130
Mescal.....	134	Mutton.....	128, 170, 428
Melons.....	142	N	
Metallic colours.....	120	Nail rods, Swedish iron.....	102
Metals and minerals and manufactures of, N.E.S.....	82-114, 167-169, 190-196, 212-214, 240-244, 280-284, 320, 322-324, 352-356	Nails, brass.....	82
Meters, gas.....	110	“ copper.....	84
Methyl.....	134	“ nails-composition.....	94
Methylated spirits.....	134	“ cut.....	94
“ excise (<i>See</i> Table of Contents.)		“ horse-shoe.....	94
Mexican fibre.....	74	“ iron wire.....	94
Mexico, imports and exports (<i>See</i> Table of Contents).		“ sheathing.....	94
Mica.....	110, 168, 379	“ wrought or pressed.....	94
Military stores.....	156	“ shoe and other.....	88
“ and Navy clothing.....	156	Naphthalia.....	116, 196
Milk food.....	114	“ wood.....	134
“ condensed.....	114, 284	Natal, imports and exports (<i>See</i> Table of Contents).	
Mill board.....	122	Navy, articles for.....	156, 206
“ feed.....	36	Neat's-foot oil.....	116, 169
Mills, fanning.....	94	Needles.....	102
“ planing.....	94	Netting, cotton, silk, &c.....	60
“ saw.....	94	“ musquito.....	48
“ stamp.....	92	“ silk plush.....	132
Millinery.....	60	Nettings and nets.....	60
Minerals and metals and manufactures of.....	82-114, 167-169, 190-196, 280-284, 322-324, 352-356	Nets for fisheries.....	60
Mineral aerated waters.....	114, 169, 244	Nets, lawn tennis.....	44
“ oil.....	116	Newfoundland, fish from.....	62-64
“ soap.....	134	“ imports and exports (<i>See</i> Table of Contents).	
Mineral pigments, ochres, and iron oxides, &c.....	120, 169	New South Wales, imports and exports (<i>See</i> Table of Contents).	
Mineral substances, N.O.P.....	110	Newspapers.....	32, 176
Mineralogical specimens.....	110	New Zealand, imports and exports (<i>See</i> Table of Contents).	
Mines, produce of.....	110, 168	Nibs, cocoa.....	42
Mining machinery.....	92	Nickel, and manufactures of.....	112, 168, 214
Miscellaneous articles, not enumerated. 156-160, 174, 206		“ amodes.....	112
“ metals and minerals and manufactures of.....	108-114, 167, 169, 196, 214, 283-284, 324, 354-356	Nitrate of ammonia.....	50
Mitts, all kinds.....	72, 186, 236, 316	“ iron.....	54
Models.....	158	“ lead.....	106
Mohair cloth.....	38	“ potash.....	54
“ yarn.....	152	“ soda.....	56
Molasses.....	138, 171, 202, 216, 256, 291, 332, 364	Nitre, sweet, spirits of.....	134
Morocco skins, tanned.....	80	Nitric acid.....	48
Morphine.....	54	Nitrite of soda.....	56
Mosaic flooring.....	114	Nitro-glycerine.....	74
		Noils.....	154
		Norway, imports and exports, (<i>See</i> Table of Contents).	

N	PAGE.
Notches for umbrellas.....	112
Notes, promissory, forms for.....	30
Novels.....	30
Nuggets, gold.....	84, 167, 280
Nutralls.....	54
Nutmegs.....	134
Nuts.....	68, 165, 186
" iron or steel.....	90
" ivory.....	152
Nux vomica beans.....	50

O	
Oak.....	148, 204, 297
" bark.....	144
" extract of.....	52
" timber square.....	150, 173, 297, 368, 413
" logs.....	148, 173
Oakum.....	80, 167, 239, 320, 470
Oats.....	36, 163, 178, 208, 296, 338, 441
Oatmeal.....	36, 163, 208, 268, 340, 448
Ochres, ochrey earths.....	120, 169
Odours.....	124
Offal, fish.....	72
Office furniture.....	146, 204
Oil, aniline.....	50
Oils.....	116-118, 169, 196, 214, 245-246, 286, 324-326, 356
" mineral.....	116, 169, 196, 324, 356
" illuminating.....	243
" fish.....	116, 169, 196, 245, 324, 356
" animal.....	116, 169, 196, 245, 324, 356
" vegetable.....	116, 169, 196, 245, 324, 356
" lubricating.....	118, 245
" fuel.....	134
" hair.....	124
" kerosene.....	116, 169, 196, 245
" of roses.....	54
" potato.....	134
Oil cloth.....	118, 198, 326
Oiled silk.....	118
Oilcake and oil meal.....	118, 169, 214, 246, 285, 358, 474, 475
Oil finish.....	142
Oliographs.....	32, 120
Oliostearine.....	74
Olive oil.....	118
Opium, crude, &c.....	52, 182
" smoking.....	54
Optical, philosophical, photographic and mathematical instruments, N.E.S.....	118, 198, 247, 326
Oranges.....	68
Orange mineral.....	120, 198
" peel.....	70
Organs.....	114, 169, 214, 285, 477
" parts of.....	114
Organzine, silk.....	132
Ore, cobalt.....	112
" copper.....	167, 212, 376
" iron.....	92, 168
" antimony.....	108, 168
" lead.....	108, 168, 214, 283, 354, 378
" manganese.....	110, 168, 380
" nickel.....	112, 168
" silver.....	84, 167, 212, 281, 352, 382
Ornaments, composition, &c.....	58
" bead.....	58, 312
" bronze.....	110
Orris root.....	52
O-sers.....	152
Ostrich feathers.....	58, 184
Ottar of roses.....	54
Overcoatings.....	152

O	PAGE.
Oysters.....	62, 165, 184
" seed and breeding.....	62
Oxalic acid.....	48
Oxides.....	120, 169
" of copper.....	84, 120
" of cobalt, zinc, &c.....	120
" of tin.....	120

P	
Packages.....	118, 120, 198, 247, 326
" containing oysters, &c.....	64
Packing, rubber.....	76
Paddy, rice.....	34, 176
Pads, stair.....	66
Pads, hair brush, paper.....	76, 122
Pails.....	148, 174
Paintings.....	120, 198, 247-248, 326
Paints and colours.....	120-122, 169, 198, 248, 326, 358
Palings.....	150, 173, 218, 294, 366, 403
Palm leaf, unmid.....	74
Palm nut cake.....	118
" meal.....	118
Palm oil.....	116, 196
" spirits.....	134
Pamphlets, advertising.....	30, 34, 162, 176, 265, 304, 336, 458
Paper and manufactures of.....	122, 170, 198, 248, 286, 326, 358
Paper cutters.....	94
" for cartridges.....	158
" heap for shot shells.....	158
" printing.....	122
" sand, glass, &c.....	130
" tarred.....	122
" not tarred.....	122
Papers, literary and newspapers.....	34
Papeteries.....	122, 198
Paraffine wax.....	122, 248
Parasols, all kinds.....	142, 202, 259, 332
" sticks.....	148
" materials for.....	112
Paris green.....	120
" white.....	122
Parcels, post office.....	120, 198, 247
Paste-board.....	122
Pastes, toilet.....	121
Patent leather.....	80
Patterns, of brass, iron or other metal.....	112
Paving brick.....	36
" blocks.....	138
Peach trees.....	126
Peaches.....	70
Pear trees.....	126
Pearl, ash.....	28, 162, 264
Pearl, mother of.....	122
Pearline.....	134
Pease.....	36, 163, 208, 296, 338, 442
" seed.....	130
Peanuts.....	68
Pecan nuts.....	68
Pedometers.....	48
Peel, candied.....	70
Pelts, raw.....	122, 176, 249, 286, 318, 350
Pens, penholders.....	124
Pencils, lead.....	122, 249
" slate.....	132
Penknives.....	102
Percussion coal cutters.....	92
Perfumes, pomades and hair oil, all kinds.....	124, 198, 249
Periodicals.....	30-34, 176, 223, 304
Persimmon wood.....	144
Persis.....	54

SESSIONAL PAPER No. 10

P	PAGE.	P	PAGE.
Petroleum.....	116	Platina.....	112
Personal effects of subjects dying abroad.....	156	Platinum.....	84, 112, 168
Pewter.....	112	Platinum condensers.....	112
Pheasants.....	28	" wire.....	112
Phials, glass.....	72	" retorts, pans, &c.....	112
Philosophical instruments.....	118, 198, 247, 326	" pipe and tubing.....	112
Phosphates.....	60, 164, 210, 273, 381	Playing cards.....	122
Phosphate, acid.....	48	Ploughs.....	86
Phosphorus.....	54	Plumbago and manufactures of.....	112, 168
Phosphor bronze.....	110	" crucibles.....	112
Photographs.....	120, 158, 162, 265	Plums.....	70
Photographic dryplates.....	124	Plum trees.....	126
" instruments.....	118, 247	Plush, cotton.....	48, 180
Pianofortes.....	114, 196	Plush, hatters'.....	78
Pianos and organs, parts of.....	114	Pocket books.....	126, 259
Picks.....	102	" knives.....	102
Pickets.....	150, 173, 218, 294, 366, 403	Poles, hop, hoop and telegraph.....	150, 173, 218
Pickles and sauces.....	124, 198, 249, 326	Polish.....	126
Pictorial illustrations for schools.....	138	Pollock.....	62, 165, 184, 210, 273, 344
" show cards.....	34, 176	Pomades.....	124, 249
Pictures, advertising.....	34, 176	Pomatums.....	124
Pictures.....	120	Pomegranates.....	68
Picture frames.....	124	Popcorn.....	138
Pigeons, homing, etc.....	28	Porcelain ware.....	58
Pigs, copper.....	84	Pork.....	128, 170, 198, 216, 430
" lead.....	106, 194	Portable machines.....	94
" tin.....	108, 194	Porter.....	28, 176, 222, 302
" spelter.....	108	Portland cement.....	40, 178
" zinc.....	108	Portugal, imports and exports. (<i>See</i> Table of Contents).	
Pig iron.....	92, 167, 192, 467	Post office parcels.....	120, 247
Piles and pile timber.....	150	Posters.....	34
Piling.....	173	Posts.....	150, 173
Pillows.....	30	Potash.....	54
Pine apples.....	70	" cyanide of.....	54
Pine, pitch, lumber.....	150	" nitrate of.....	54
" logs.....	148, 173, 218	" prussiate of.....	54
" deals.....	150, 173, 218, 293, 366, 400	Potato spirits or oil.....	134
" timber.....	150, 173, 218, 297, 368	Potatoes.....	142, 172, 216, 292, 364, 455
" white timber.....	150, 218, 297, 414	Poultry.....	128, 162, 170
Pins.....	112	" living.....	28, 264
Pipe clay.....	36	Pounders.....	148
" mounts.....	142, 202, 259	Powder, gun, rifle, &c.....	74
" organs.....	114	" cannister.....	74
Pipes, cast iron.....	86, 190	" musket and cannon.....	74
" drain and sewer.....	36	Powders, tooth and other.....	124
" lead.....	106	" soap.....	134
" tobacco.....	142, 202, 259	" baking.....	28
Piques, cotton.....	48, 180	Prayer books.....	30, 176
Pitch, bone.....	30	Precious stones and imitations of.....	126, 198, 250, 328
" Burgundy.....	50	Precipitate of copper.....	54
" coal.....	140	Preserves.....	70, 166, 186
" pine.....	150	Presses, printing.....	94, 192
" tar.....	140	" lithographic.....	94
Planing mills, portable.....	94	Price lists.....	34, 176
Plantains.....	68	Primers for shot shells.....	74
Plaits, straw, grass and Tuscan.....	78, 188	Printed matter.....	30
Planks.....	148, 150, 173, 204, 218, 294, 366, 405	Printing paper.....	122
Plants and trees.....	124-125, 170, 198, 249-250, 326, 358	Prints.....	120, 198, 247
Plaster crude.....	138, 377	Prizes won in competition.....	126
Plaster of Paris.....	138, 171	Proprietary medicines.....	54, 182
Plate, communion.....	44	Proprietary, N. E. S.....	126-128, 170, 198-200, 214-216, 250, 286-288, 328, 358-360, 423-431
Plated ware.....	84, 190	Prunella.....	46
Plates, aluminum.....	108	Prunes, dried.....	68
" Canada.....	90	Psalm books.....	30, 176
" cast iron.....	90	Puddle bars, iron and steel.....	90, 192
" engraved.....	126	Pulque.....	134
" fashion.....	60	Pulp-wood.....	150, 174, 299, 368, 408
" for ships.....	92	Pumice stone.....	128
" photographic, dry.....	124	" silver and mineral soaps.....	134
" plough.....	96	Pumps.....	82, 96
" rolled.....	92	Purses.....	126, 259
" sheared or unsheared.....	92	" clasp for.....	110
" tin.....	108, 194		
" universal mill or rolled edge steel.....	98		

P	PAGE.
Putty.....	122
" dry, for polishing.....	78
Pyrites.....	112, 168
Pyroligneous acid.....	48
Pyroxylic spirits.....	134
Q	
Quails.....	28
Quartz, gold-bearing.....	84, 167, 212, 280, 352, 382
Quartz, crystallized.....	112
Queensland, imports and exports (<i>See</i> Table of Contents).	
Quicksilver.....	54
Quills.....	128
Quilts, cotton, linens, &c.....	46, 66
Quinines.....	70
Quince trees.....	126
Quinine, salts of.....	54
R	
Rags.....	128, 170, 200, 251, 288
Rakes.....	86, 146
Rails.....	92, 98
Railway bars, iron.....	96, 192
" steel.....	
Railway cars.....	40
" or road scrapers.....	40
" ties.....	150, 173, 218, 296, 368
Raisins.....	68, 186
Rape seed.....	130
Rasp.....	102
Raspberry bushes.....	126
Raspberries.....	68
Rattan and manufactures of, N. E. S.....	152
Reapers.....	86
Receipts, printed, &c.....	30
Red cedar.....	150
" pine timber.....	150, 173, 218
" lead.....	120
" liquor.....	54
" prussiate of potash.....	54
Redwood.....	150
Reeds for whips.....	144
" bamboo.....	146
" unmanufactured.....	146
Regalia.....	128
Registers, cash.....	40
Regulus of copper.....	84
Remnet.....	128, 251, 328
Repairs to steamers.....	130
Resin or rosin.....	128, 300, 251
Resin oil.....	118
Rhubarb root.....	52
Ribbons, silk.....	128, 200, 328
" N. E. S.....	128
Ribs, brass or iron, for umbrellas.....	112
Rice and rice flour.....	34, 162, 176
Rifles.....	102, 192
Rings for umbrellas.....	112
Rivets, brass.....	82
" copper.....	84
" iron or steel.....	90
Rockingham ware.....	56
Rods, brass and copper.....	82, 84, 196
Rod, iron and steel.....	90
" rolled round wire.....	90, 190
" steel.....	90, 190
Rolls of chilled iron or steel.....	96
Rolling pins.....	148
Rollers, copper.....	84
Rollers, farm, road or field.....	86
Roofing of slate.....	132

R	PAGE.
Roots, medicinal.....	52
" bulbous.....	130, 170, 200, 216, 252
Ropes.....	44, 164, 210, 271, 342, 461
Rose bushes.....	126
Rosewood.....	150
Roses, ottar, attar or oil of.....	54
Rubber heads for whips.....	144
" and manufactures of.....	76
Rubber, crude.....	76, 188
" waste.....	76
Rugs.....	38, 66, 128
Ruling machines.....	94
Rum.....	131
Rum, bay.....	124
" shrub.....	134
Runners for umbrellas.....	112
Russia, imports and exports (<i>See</i> Table of Contents).	
Russia iron.....	90
Rye.....	36, 163, 208, 267, 338, 443
" flour.....	36

S

Saccharine.....	138
Saddlery and parts of.....	80, 88, 167
Saddle jiggers, stirrups and saddle trees.....	128
Sad irons.....	102
Safflower.....	54
Saffron.....	54
Safes, iron.....	96
" doors for.....	96
Sago flour.....	34
Sails.....	128, 170
Sail twine.....	66
Scleratus.....	54
Sal ammoniac.....	54
" soda.....	56, 182
Salmon.....	64, 165, 210, 275, 348, 391, 392
Salt cake.....	56
" from U. K. or for fisheries.....	130
" fine.....	128, 200, 251, 252, 328, 360
" in bulk.....	128
" coarse.....	128
" in bags, barrels, &c.....	128
Salt petre.....	54
Sandarac gum.....	52
Sand.....	138, 171, 216
" paper.....	130
Sandalwood.....	148
Sandstone.....	138
Sapolio.....	134
Sappato gum.....	52
Sardines.....	64
Sarsaparilla.....	52
Sashes of wood.....	146, 173, 770, 298, 370, 485
Satchels.....	142, 259
Satinwood.....	150
Sauces.....	124, 198, 249, 326
Sausage casings, not cleaned.....	130, 252
Saw-dust.....	150
Saw-mills, portable.....	94
Saws, steel for.....	98
Saws.....	102
Scales.....	96
Scantling.....	150, 173, 218, 295, 366, 404
Scientific associations, books printed by.....	32
Scenery and costumes, theatrical.....	46
Schiedam and other schnapps.....	134
Scrapers, road or railway.....	40
Scrap, old, brass and copper.....	82, 84
" lead.....	106, 194
Scrap, iron.....	92, 98, 168, 194, 467
" from vessels wrecked.....	98

SESSIONAL PAPER No. 10

S		PAGE
Screws, N. E. S.	98, 112	
“ “wood screws”	98	
Scrims, cotton	48, 180	
Scythes	86	
Sea fish	62, 165	
Sea grass	72	
Seaweed	72	
Seal oil	116, 169	
Seeds, aromatic, viz. :—		
Anise, star		
Caraway and coriander		
Cumin and cardamon		
Fennel and fenugreek		
Seeds and bulbous roots	130, 170, 200, 216, 252, 288, 328, 360, 452, 454	
Seedling stock for grafting	126	
Seines for fisheries	60	
Senate, articles for	156	
Senegal gum	52	
Separators	88, 94	
cream bowls for	88	
Serums	50	
Sesame oil	118	
Settlers' effects	158, 174, 206, 252, 289, 328, 465	
Sewer pipes	36	
Sewing machines	94, 168, 281, 354, 468	
Sewing and embroidery silk	132	
Shades, gas-light, lamp, &c.	72	
Shaddocks	68	
Shale, products of	116	
Shapes, structural	90, 192	
Shawls, cotton	46	
silk	132	
woollen	152	
Sheep	28, 162, 176, 208, 263, 302, 336, 420	
skins, tanned	80, 188, 320	
Sheeting, cotton, linen, &c.	46, 66, 180	
Sheetings, rubber	76	
Sheets, aluminium	108	
Sheets, brass and copper	82, 84, 190	
iron or steel for ships	92	
iron or steel	30, 100	
lead	106	
tin	108, 194	
zinc	108	
Shellac	52	
Shells, fancy manufactures	58	
tortoise and other	142	
Shingles	148, 173, 218, 296, 368	
Shingle bolts	150, 173	
Ships	130, 171, 216, 290, 362, 480	
and vessels, repairs on	130	
boilers, steam engines and other machinery	130	
Ship stores	156	
manufactured articles for	92	
beams, sheets, plates, &c., for	92	
wire rigging for	106	
timber and planking	148	
Shirts, cotton	46	
linen	66	
silk	132	
woollen	154, 204	
Shirt waists	46, 66, 132, 152	
Shoddy, woollen	156	
Shoe blacking	30	
Shoe buttons	38	
laces	34	
lace wire fasteners	82	
shanks, steel for	100	
Shoes, india-rubber and gutta percha	76	
leather	80, 167, 188, 277, 320, 352, 470	
horse, mule and ox	90	
Shoemakers' ink	30	
Shot, lead	106	
Shooks, box or other	150, 173, 297, 368, 409	
Show cases	148	
cards, pictorial	34, 176	
Shoulders, meat	128	
Shovels	86	
Shovel handles	146	
Shrubs	124	
Sickles	86	
Side lights	110	
Sides, meat	128	
Siennas	120	
Sierra Leone, imports and exports (See Table of Contents).		
Signs	130	
Silix	112	
Silicate of soda	56, 182	
Silk cocoons	132, 200	
hats	78, 188	
in the gum	132	
and manufactures of, N. E. S.	132, 200, 253, 328, 330	
raw	132, 200	
twist	132	
Silver, and manufactures of	84, 167, 190, 212, 241, 280, 352, 382	
German, and manufactures of	110	
nickel	110	
Sinkers	62	
Sisal twine	44	
Sizing cream	38	
enamel	38	
Skates and parts of	98	
steel for	98	
Skeletons	156	
Skep iron	92, 98	
Skiffs	30	
Skins of animals not native to Canada for taxidermic purposes	158	
Skins, fish	72	
undressed, dried, salted or pickled	78, 167, 186, 212, 238, 278, 422	
for gold-beaters	38	
fur	70, 166	
sausage	130	
tanned, N. E. S.	80	
Slabs, iron or steel	90, 192	
marble	82	
Slate and manufactures of	132, 253	
Slates, school and writing	132	
Sleds	40	
Sledges of iron or steel	102	
Sleighs	40	
Slot machines	94	
Snuff	142, 172	
Soap	132-134, 171, 200, 253, 330, 362	
Soap, powders	134	
pumice, silver and mineral	134	
soft and liquid	132	
Socks and stockings, cotton	46	
silk	132	
woollen	152, 204	
Sockets, electric	58	
Soda ash	54, 182	
caustic	54, 182	
sulphate of, &c	56	
Sodium, sulphide of	56	
Sole leather	80, 167, 188, 279, 320, 352, 471	
Sounds	62, 165	
South Australia, imports and exports (See Table of Contents).		
Soy	124	
Spades	86	
Spain, imports and exports (See Table of Contents).		

S	PAGE.	S	PAGE.
Spanish cedar	150	Stoneware	56, 182
" West Indies (American W. Indies and Cuba), imports and exports (See Table of Contents).		Stoves	102, 168
Spar, ornaments of	58	Stove plates	102
Spars	150, 173	Straits Settlements, imports and exports (See Table of Contents).	
Sparkling wine	136	Straw and manufactures of	74
Specimens, entomological	158	Strawberries	136
" botanical	158	Straw board	122
" models and wall diagrams for illustration of natural history for universities and public museums	158	Straw-cutters	94
Spectacles	118	Straw hats	78, 188
Spelter	108, 243	Straw plaits	78, 188
Sperm oil or spermaceti	116	Strings, cat-gut	76
Spiegel	88	Strip fencing	106
Spices, ground and unground	134, 200, 254, 330	Strips, aluminium	108
Spikes	94	Strips, brass	82
Spirits and wines	134-136, 171, 200-202, 216, 254, 290, 330, 362	Strips, copper	84
" methylated	134	Structural shapes	96, 192
" pyroxylic	134	Structural work	92
" of wine	134	Sugar, candy	138, 256
" wood	134	" syrups and molasses	138, 171, 202, 216, 25, 257, 291, 332
" excise (See Table of Contents).		Sugar all kinds, N.E.S.	138, 171, 202, 216, 255, 332, 364, 482
" perfumed	124	" house syrup	138, 181
Spokes	146	Sulphate of ammonia	50
Sponges	136, 255	" alumina	50
Spools and spool wood	148, 174, 486	" copper	56
Sprigs	88	" iron	56
Spring mattresses	82	" soda	56
Sprinklers, garden	110	Sulphide of sodium	56
Springs	86, 100, 110	Sulphur	56
Spruce deals	150, 173, 218, 293, 366, 401	Sulphuric acid	50, 164
" logs	148, 173, 218	" ether	56
Spurs and stilt for earthenware	136	Sunac	50
Square reeds	144	Sunshades, all kinds	142, 202, 259, 332
Squares, iron	86	Surgical dressing, antiseptic	50
Squills	52	" instruments	102
St. Pierre, imports and exports (See Table of Contents).		Suspenders	34, 306
Stair pads	66	Swedish nail rods	102
Stamp mills	92	Sweetened, and fruit syrups, N.O.P.	80, 82
Stannate of soda	56	Swine	28, 264, 336
Starch and farina	136, 171, 253, 330, 481	Switches, iron or steel	88
Statements (See Table of Contents).		Swivels	62
Statuettes	58	Swords	102
" bronze	110	Sweden, imports and exports (See Table of Contents).	
Staves, stove bolts	150, 173, 218, 295, 297, 366, 368, 406	Switzerland, imports and exports (See Table of Contents).	
Steam engines, locomotive	88	Sycamore	150
" portable	94	Syrup, sugar	138, 171, 202
" ships	130		
Steam pumps	96	T	
Stearine	128, 248	Table cloths	140
Stearic acid	136, 248	" ware, glass	72
Steel and manufactures of	86-106, 167-168, 190-194, 281-283	Tablets, for typewriters with movable figures	160
Steel bars	86, 190, 192	Tacks	82, 84, 88, 102
Steel bridges, parts of	90	Tafia	134
Stereotypes	112, 168	Tagging metal	114
Sticks, umbrella, &c.	112, 148	Tailors' irons	102
" walking	148	Tails, undressed	78
Stilts for earthenware	136	Tallow	140, 172, 257
Stockinettes	136	" candles	38
Stockings, cotton	46	Tamarack logs and posts	150, 173
" silk	132	Taupico fibre	74
" woollen	152, 204	Tanners' bark	144
Stone and manufactures of	136-138, 170, 202, 216, 255, 290-291, 330, 362	Tannic acid	50
Stone, precious, polished	126, 198, 250, 328	Tanning articles	52
" " in rough	126, 198, 250, 328	Tape dyed or undyed	46
" pauice	128	Tapestry, jute	66
		" carpets	154, 206
		Tapioca	34
		Tape lines	140
		Tar, coal and pine	140, 172, 364

SESSIONAL PAPER No. 10

T	PAGE.
Taraxacum.....	52
Tartar, gray, and emetic tatar.....	50
" cream of.....	52, 182
Tartaric acid crystals.....	56
Tasmania, imports and exports (<i>See</i> Table of Contents).	
Tassels.....	58, 184, 312
Tea lead.....	106
Tea.....	140, 202, 216, 258, 332, 364
Teasels.....	140
Teak, African.....	150
Telegraph Co., A. A., articles for.....	156
" instruments.....	58
" insulators.....	58
" poles.....	150, 173, 218
Telephones.....	58
Terra cotta, ornaments of.....	58
Terra Japonica.....	56
Theatrical costumes and scenery.....	46
Thread, crochet cotton.....	46
Thread, cotton, sewing.....	46, 180
" on spools.....	46
" linen.....	66, 184
" for elastic webbing.....	76
Threshers.....	94
Ties, railway.....	150, 173, 218, 296, 368, 410
Tiles.....	36, 56, 163, 178, 324, 308
Timber, square.....	150, 173, 201, 218, 220, 297, 368, 411, 416
Tin and manufactures of.....	108, 168, 194, 214, 212, 283, 324, 354
Tin strip waste.....	108
" foil.....	108
Tinctures, containing spirits.....	56
Tires, locomotive, &c.....	92
Tobacco and manufactures of, N. E. S.,	142, 172, 202, 216, 258, 291, 332, 364, 482
Tobacco, Excise (<i>See</i> Table of Contents)	
" pipes, cigar holders, &c., all kinds.....	142, 202, 259
Tobago, imports and exports (<i>See</i> Table of Contents).	
Toilet preparations.....	121
" soap.....	132
Tomatoes, fresh and in cans.....	144
Tongues.....	62, 128, 165, 170
Tonnage of vessels entered at and cleared from Canadian ports (<i>See</i> Table of Contents).	
Tonquin beans.....	50
Tools and implements.....	102, 194
" track.....	102
Tooth powders.....	124
Topographical globes.....	32
Torpedoes.....	60
Tortoise and other shells.....	142
Tow of flax.....	66, 165, 212, 484
Towels, cotton.....	46
Towels, linen, &c.....	66, 184
Toys, all kinds.....	60, 184
Trawls.....	62
Trade and Commerce expenditure and mail subsidies (<i>See</i> Table of Contents).	
Trade, foreign (<i>See</i> Table of Contents).	
Tragacanth.....	52
Trenails.....	142
Trees.....	124-126, 170, 198, 250, 326, 358
Tricycles.....	40, 178
Trinidad and Tobago—imports and exports (<i>See</i> Table of Contents).	
Trunks, pocket-books, purses, hat boxes, carpet bags, satchels, valises, &c.....	142, 259
Trusses.....	28
Tubing, brass.....	82

T	PAGE.
Tubing, copper.....	84
" iron and steel.....	104, 194
" iron boiler.....	104
" silver.....	84
" zinc.....	108
Tubs.....	56, 148, 174
Tubular bow sockets, steel for.....	102
Tufa.....	138
Tumeric.....	56
Tumips.....	144, 172
" seed.....	130
Turpentine, spirits of.....	142, 202, 259, 332
Turtles.....	142
Tuscan plaits.....	78, 186
Tweeds.....	152, 204
Twine and manufactures of.....	44, 164, 180, 210, 228, 271, 310, 342, 461
Twine, sail.....	66
Twist, silk.....	132
Type.....	114
" metal.....	114
Typewriters, &c.....	94
Turkey, imports and exports (<i>See</i> Table of Contents).	

U

Undershirts and drawers.....	48, 132, 154
Ultramarine blue.....	122
Umbers.....	120
Umbrellas, parasols & sunshades.....	142, 202, 259, 332
" sticks or handles.....	148
" materials for.....	112
Unenumerated articles, paying 20 p. c. ad valorem duty.....	142
Union collar cloth paper, not glossed, glossed, &c.....	122
Universal mill or rolled edge steel plate.....	98, 194
United States, trade with other countries (<i>See</i> Table of Contents).	
" imports and exports (<i>See</i> Table of Contents).	
United States of Colombia, exports (<i>See</i> Table of Contents).	
Upper leather.....	80, 167, 188, 279, 352, 471
Uruguay, exports (<i>See</i> Table of Contents).	

V

Vaccine and livery vaccine points.....	142
Valerian.....	52
Valises.....	142
Vanilla beans.....	50
Varnish, liquid, dryers, &c.....	142, 259, 332
" for ship's use.....	142
Vaseline.....	56
Vaults.....	96
Vegetable fibres.....	74
" oil.....	116-118, 196
Vegetables, fresh or dry, salted or in cans.....	144, 172, 202, 216, 260, 292, 332, 364, 455-456
" labels for.....	32
" manures.....	60
Vehicles.....	40
Velocipedes.....	40
Velvetens.....	48, 132, 180
Velvets, cotton.....	48, 180
" silk.....	132, 200
Veneers, wood.....	148
Veneers, ivory.....	78
Venezuela, imports and exports (<i>See</i> Table of Contents).	
Verdigris.....	56
Vermicelli.....	34

V		PAGE.
Vermouth		134
Vessels, beams, sheets, &c., for		92
“ and ships and repairs on		130
“ sea-going, tonnage of, entered and cleared at Canadian Ports (<i>See</i> Table of Contents).		
“ trading on lakes and rivers, tonnage of (<i>See</i> Table of Contents).		
“ tonnage of, in coasting trade (<i>See</i> Table of Contents).		
Victoria, imports and exports (<i>See</i> Table of Contents).		
Vines, grape		124
Vinegar		144
Vitrol, blue		56
Vulture feathers		58, 184

W		PAGE.
Wadding		46
Wads, gun		74
Wagons, 40, 163, 178, 210, 270.		342
Walking sticks		148
Wall paper		122
Walnut wood		150, 204
Walnuts		68
Ware, china and porcelain, C.C. and earthenware and stoneware		56, 182
Ware, fibre, indurated or vulcanized		74
“ plated and gilt		84, 190
“ table, glass		72
“ Japanned and stamped, granite, iron and enamelled		104, 194
Wares, willow or osier		152
Warps		46
Wash boards		148
Washers, iron or steel		90
Washes, toilet		124
“ hair, tooth, &c.		124
Waste, cotton		148, 164, 189
Watches, watch cases, actions and movements		144, 202, 260, 314, 332
Water colours		120
Waters, cologne and lavender		124
Wax, bees-wax		144
“ paraffine		122
“ candles		38
“ manufactures of, N.E.S.		144
Webbing		144, 202, 260
Wedges		102
Weeders		86
Weighing beams		96
Western Australia, imports and exports (<i>See</i> Table of Contents).		
Whale-bone, unmanufactured		144
Whale oil		116, 169
Wheat		36, 163, 178, 208, 267, 306, 340, 444
“ flour		36, 163, 178, 208, 268, 306, 340, 447
“ inspection of (<i>See</i> under Table of Contents).		
Wheelbarrows		40
Wheels, emery		58

W		PAGE.
Whips		144
“ articles for manufacture of		144
Whip-gut		76
Whiskey		134, 171, 202, 216, 362, 473
Whisks		38
White ash lumber		159
White wood lumber		150, 204
White-lead, dry		120, 198
White zinc		120, 198


W		PAGE.
Whiting		122
“ gilders'		122
White pine timber		150, 173, 368, 414
Window cornices and cornice poles of all kinds		144
“ glass		72
“ shades		144
“ shade rollers		144
Wind mills		94
Wines, and spirits		134-136, 171, 200-202, 216, 254, 290, 330, 362
Wines, except sparkling		134-136, 202
“ sparkling		136, 202
“ spirits of		134
Wire, brass		82, 190
“ Bessener and hono.		106
“ copper		84
“ crucible cast steel		106
“ fencing		106
“ round or flat		106
“ for boots and shoes		114
“ buckthorn and strip		106
“ nails		94
“ twisted, except iron and steel		114
“ cloth, brass		82
“ “ copper		84
“ “ N.E.S.		106
“ covered		106
“ fencing, barbed		106
“ for manufacture of wire cloth, &c.		106
“ 16 gauge or thinner		100
“ platinum		112
“ rigging		106
“ rods for wire manufacture		90
“ “ steel		102
“ rope, iron and steel		106
“ iron and steel, all other, N.E.S.		106
“ of all kinds, N.E.S.		106, 114
Women's and children's dress goods, &c.		154
Wood and manufactures of, N.E.S.		144-152, 172-174, 204, 218-220, 261, 293-300, 332, 364-370
Wood for wood pulp		150, 173, 220, 297, 368
“ for match blocks		150, 173
“ for fuel		144, 218
“ pulp		148, 173, 218, 297, 370, 487
“ screws		98
“ unmanufactured		148, 218, 292-298, 364-368
Woodenware		152, 174
Wood, manufactures of		152-156, 174, 204-206, 220, 261, 309, 334, 370, 488
“ not further prepared than washed		
“ N.E.S.		154, 204, 369, 370, 432
“ cotton		48, 182
Woolen fabrics		154, 206, 370, 488
Worm gut		76
Worsted, manufactures of (in wool)		154
Wrapping paper		122
Wringers, clothes		42
Writing slates		132
“ paper		122, 198

X		PAGE.
Xyolite, xylonite, &c.		40
Xylonite or xyolite, collars of		44
“ “ cuffs of		44

Y		PAGE.
Yams, fresh or dry, salted, &c.		142
Yarn, finer than No. 40		48
“ coir		44
“ cotton		46, 48, 180
“ flax and hemp		66

SESSIONAL PAPER No. 10

Y		PAGE.	Z		PAGE.
Yarn, hosiery		46	Zinc and spelter, and manufactures of		108, 194,
“ jute		65			243, 324
“ knitting		46	“ salts of		56
“ woollen, &c.	152,	204	“ seamless, drawn tubing		108
Yarns, N. E. S.		152	“ white	120,	198
Yeast cakes and compressed yeast, &c., &c.		156	“ dust		52
Yellow metal		114			



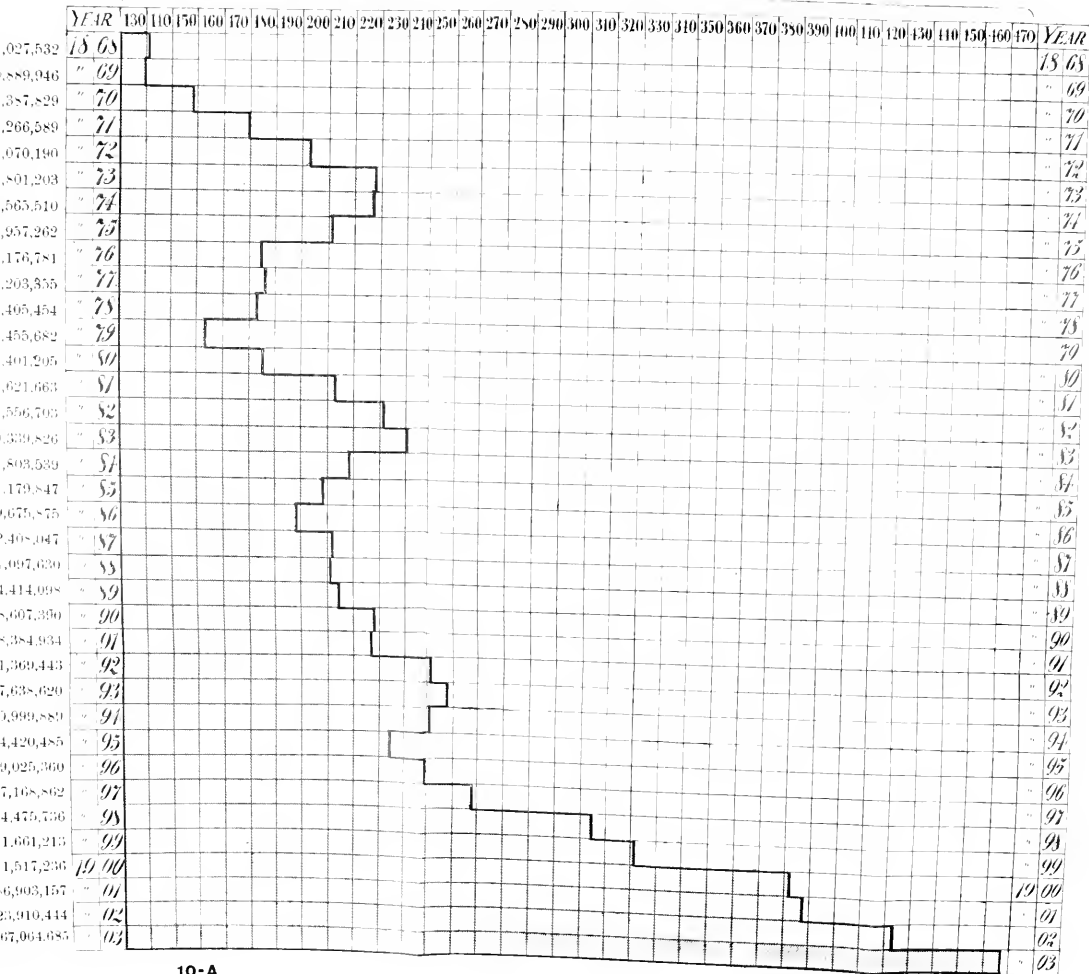
TOTAL TRADE

OF THE

DOMINION OF CANADA

FOR THE FISCAL YEARS ENDED JUNE 30TH 1888 to 1903

Millions of Dollars



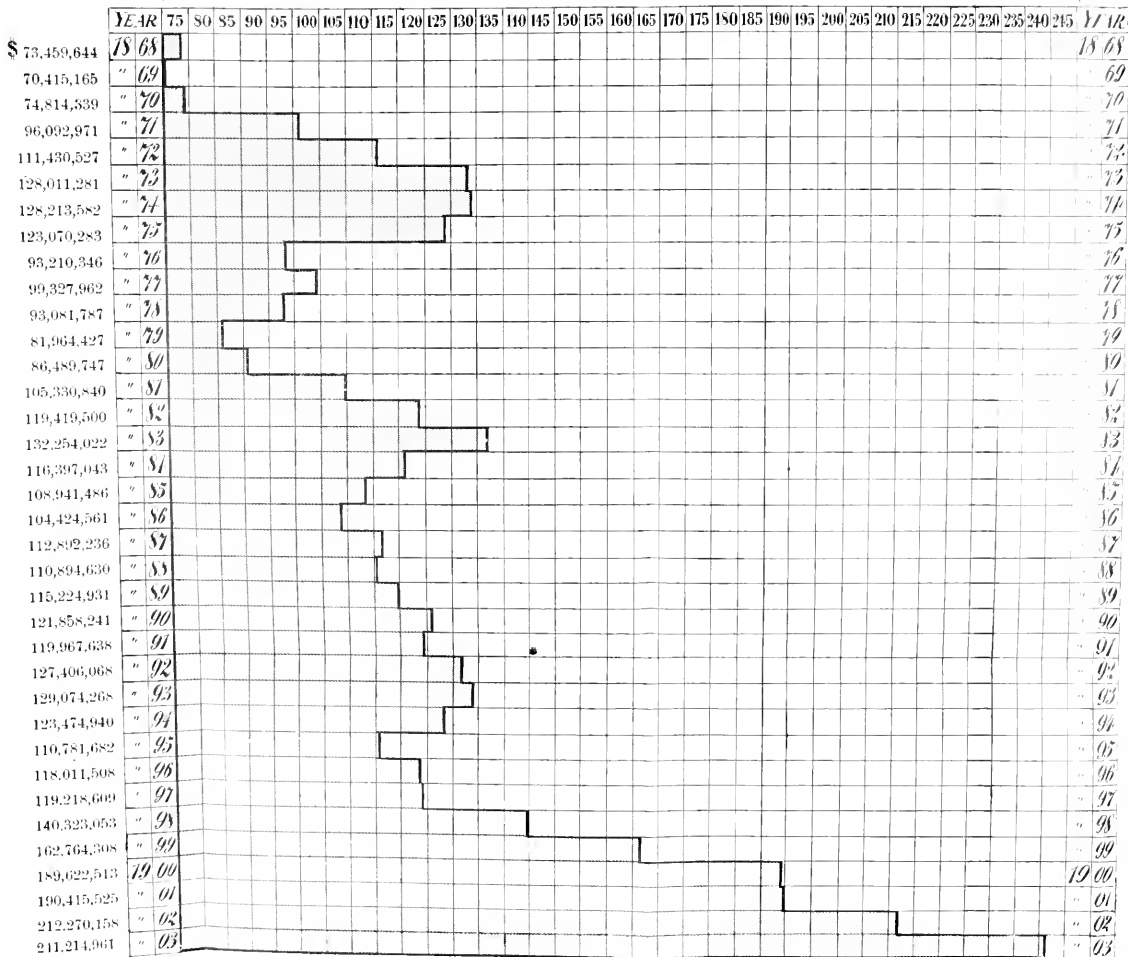
TOTAL IMPORTS

— OF THE —

DOMINION OF CANADA

FOR THE FISCAL YEARS FROM 1868 to 1903

Millions of Dollars



TOTAL EXPORTS
— OF THE —
DOMINION OF CANADA
FOR THE FISCAL YEARS FROM 1866 to 1903
Millions of Dollars

