



SESSIONAL PAPERS

VOLUME 6

THIRD SESSION OF THE ELEVENTH PARLIAMENT

OF THE

DOMINION OF CANADA

SESSION 1911



12305-0
9/7/12

VOLUME XLV.

See also Numerical List, Page 7.

ALPHABETICAL INDEX

TO THE

SESSIONAL PAPERS

OF THE

PARLIAMENT OF CANADA

THIRD SESSION, ELEVENTH PARLIAMENT, 1911.

A	B
Accidents on I.C.R.	Baby Farm, correspondence relative to..
Acton Vale, Post Office at..	Banks Chartered..
Accidents on railways..	Bankers' Association, Rules, &c., of..
Admiralty Court in Nova Scotia.. . . .	Banks, Unpaid Balances in..
Adulteration of Food..	Barnhill, Major J. L..
Advalorem Duty..	Barracks Site at Toronto..
Agriculture, Annual Report..	Battlefields Commission:—
Agriculture and other products.. . . .	Memorandum respecting Finances.. .
Alaskan Boundary Commission, Report	Report from..
of..	Report made to Government.. . . .
Alberta and Saskatchewan, control of	Appointment of Members of.. . . .
lands, &c..	Medals struck by..
Alberta and Saskatchewan, sale of	Beauharnois Canal, Lighting of.. . . .
lands in..	Beauharnois Canal, Sums paid by Con-
Alberta and Saskatchewan Fisheries	cessionaries..
Commission..	Bear River, N.S., Rifle Range at.. . . .
Aliens in the service of the Government	Bituminous Coal, imported..
Annuities, Government..	Boot Last Blocks..
Astronomer, Chief, Report of..	Bonds and Securities
Atlantic, Quebec and Western Rail-	British Canadian Loan and Investment
way..	Company
.89, 128, 128b	Bryce, Dr. P. H., Report of..
Athol Post Office, mail route.. . . .	Burk's Falls, Wharf at..
. 105	Butter and Eggs, Imported, and Prices
Atlantic Fisheries, Hague Award.. . .	of..
Atlantic Service, Fast.. 179, 179, 179b
Atlantic Service, Fast..	By-Elections..
Auditor General, Annual Report.. . . .	
Australian Commonwealth, Reciprocal	
Trade with..	
. 109	

C	
Cab Hire and Street Ry. Fares in Ottawa..	175
Canada and West Indies, Trade Relations..	38
Canadian Atlantic Fishermen	84
Canadian Bankers' Association, Rules, &c.	153
Canadian Light. Heat & Power Co.	98a
Canadian Pacific Railway:—	
Orders in Council, &c., &c.	55
Lands sold by..	55a
Bridge at Lachine	80
Canadian Trade	10c
Canadians Accepted in Navy.. . . .	56a
Canal Statistics	20a
Carrier & Lainé, Lévis, Expropriation of Property of . . . p.p. 87, 87a, 87b, 87c, 87d	
Census, Methods of taking	189, 189b, 189c
Census Schedules	189a
Charing Cross Bank	189
Chartered Banks	6
Chrysler, F. H., K.C., monies paid to..	118
Chinese Frauds on Pacific Coast.. . . .	207
Civil Service:—	
Appointments and Promotions, Commissioners' Annual Report	31
List	30
Insurance Act	43
Employees at Ottawa	135
Clayoquot Life Saving Station	68
Comparative Prices, Canada and United States	36b
Coal Imported	205
Conciliation Board	202
Conference at Washington, <i>re</i> Fisheries 97, 98a	
“Coquette”, Trawler	85
Conservation Commission, &c.	52
Contract for Bridges	77
Creighton, W. O., Farmers' Delegate . .	76g
Criminal Statistics..	7
Cumberland Coal and Railway Co.	72
Curator's Reports on Banks	152, 152a
Curran, R. E., Railway Mail Clerk.. . .	160
Customs Department, Annual Report.. .	11
Customs Entries at Vancouver	102
Custom House Employees, Montreal.. . .	69
Customs Tariff Act	70, 75, 102a

D

Dairy and Cold Storage Commissioner..	15a
'Daily Telegraph,' Quebec, monies paid to..	147
Davis, M. P., Contractor..	137a
Debates, Publication and Distribution of..	115, 115a
De Courcey, Mr., amounts paid to.. . . .	74j, 74e
Deep Brook, N.S., Wharf at..	193

D

Departments, obliged to Report to Parliament..	127
Destructive Insects..	51
Dickie Martin, Appointment of.. . . .	185
Dividends unpaid in Banks..	7
Divorces granted by Parliament, &c..116, 168	
Dominion Lands, Survey..60, 60a, 60b	
Dominion Police..	81
Dominion Lands..96, 96a, 96b	
Dominion Navies, Status of..	208a
Drill Halls, or Armouries, contributions to..	129
Drolet, Jean, amounts paid to..	74h
Dussault & Lemieux, amounts paid to..	93d
Dutch Loan Company..	95

E

Eclipse Manufacturing Co., monies paid to..	180
Elections, House of Commons..	18
Electric installation at Quebec..	117
Electric Light, inspection of..	13
Elbow River, Water Power on.. . . .123, 123a	
Employees, Sessional, House of Commons..	103a
Employees of Government at Montreal	69a
Employees of Government in Municipal Affairs..	195, 195a
Erie, Lake, and Great Lakes System.. . .	54
Estimates..3 to 4, 5, 5a, 5b, 5c	
'Essex Record,' monies paid to..	74m
Excise Revenue..	12
Exchequer Court Rules..	197
Experimental Farms..	16
External Affairs, Annual Report.. . . .	29b

F

Farmer's Bank, Papers relating to..110, 110a	
Farmers' Delegation..	113
Fast Atlantic Service..	200
Fisheries, Annual Report..	22
Fish landed..	84
Fisheries Act, changes in..	97a
Fishery Bounty, names of persons receiving..	158, 158a
Fisheries Commission, Manitoba, Report of..	174
Fisheries Commission, Alberta, Interim Report..	211
Fishing in the Bays, Rights of..	62
Fisheries Officers, Names, Salaries and Duties of..	165
Fishery Regulations, Breaches of.. .91, 91a	
Fishery Wardens in Victoria Co., N.S.	165a
Food, Adulteration of..	14
Forest Reserve Act..	61
France, Trade Relations with..	10a

F	I		
French, Genl. Sir John, Report of.	35a	Indian Reserves, Petroleum on.	53
Fruit and Vegetable Growers, Deputa- tion of.	113a	Indian Affairs, Annual Report.	27
G		Indian Reserve, St. Peters.	71, 71a
Gas, Inspection of.	13	Inland Revenue, Annual Report.	12
Geographic Board.	21a	Insect Pests.	57
General Orders, Militia.	41	Insurance Act, Civil Service.	43
Geological Survey, Report.	26	Insurance, Annual Report.	8
Germany, Trade Relations with.	10a	Insurance, Abstract.	9
Georgian Bay Canal.	98, 98c	Intercolonial Railway, Accidents to Trains.	83, 83a
Glace Bay, Bait Association.	177	Intercolonial Railway, Renewal Equip- ment.	83b
Governor General's Warrants.	42	Intercolonial Railway, Maintenance Ac- count.	83b
Godleib, Said, Detention of, at Grosse Isle.	167	Intercolonial Railway, Sleepers for.	83c
Grain Statistics.	10d	Intercolonial Railway, East and West- bound Traffic.	203
Grand Trunk Railway Co., Strike on.	72a, 72b	Internal Economy.	46
Greenway, Thomas, Correspondence with	96b	International Waterways.	54, 54a
Guysborough 'Times,' Postal Privileges	187	International Naval Conference.	56m
H		'International,' Dredge, Work done by.	93l
Hague Tribunal Award.	97b	Interior, Annual Report.	25
Haney, Quinlan & Robertson.	77a	Inquiry Public Printing and Stationery.	39
Harbours and Rivers, Amounts Expended on.	184	Irrigation Grant, the Percy Aylwin.	192
Harbour Commissioners.	23	Irwin, Fanny Louise, Timber on Home- stead of.	132
'Herald,' Montreal, amounts paid to.	74a	J	
Hickman, W. A., Immigration Agent.	76h	Japanese Immigrants.	76
Holmes, Rt. Rev. Geo., D.D.	130a	Japan, Treaty with.	95d, 9
House of Commons:—		Jetté, His Honour, Judge, Administrator of Quebec.	114
Internal Economy.	46	Journals, Distribution of.	115b
By-Elections.	18	Judges Residences in the Prov. of Que- bec.	170
Sessional Employees.	103	Judges, Appointment of.	199
Hydrographic Survey.	25a	Justice, Annual Report.	34
I		K	
Ice Formation on the St. Lawrence.	21b	Kelliher and Gordon, Agreement <i>re</i> N. T. R.	77h
Immigration, Interior Report, Part II.	25c	Kingston Firms, Supplies, &c., purchased from.	156
Immigration:—		Krenzer, J., Correspondence with.	96b
Japanese Immigrants.	76	L	
Special Agents.	76a	Labour, Annual Report.	36
Number of Arrivals.	76b	Labour, Department of, Correspondence <i>re</i> Quebec Bridge.	137c
Claims of Restaurant Keepers.	76c	<i>Labour Gazette</i> , Mailing List of.	92
Complaints against J. Dery.	76d	Lake, Genl. Sir P. H. N., Report of.	35b
Complaints against Restaurant Keep- ers.	76e	Lands, Dominion.	96, 96a, 96b
Letter by Mr. L. Stein.	76f	Laliberté, J. B., amounts paid to.	146
Payments to W. O. Creighton.	76g	<i>La Patrie</i> , amounts paid to.	74d
Payments to W. A. Hickman.	76h	<i>La Presse</i> , amounts paid to.	74e
Imperial Conference, Minutes of.	208	Law Firms, amounts paid to.	99
Imperial Conference, Admiralty Con- ferences	208a, 208b, 208c	<i>La Vie</i> , amounts paid to.	74c
Imperial Conference, Military Confer- ence.	208d		
Imperial Conference Secretariat, &c.	176		
Importations from the United States.	131a		
Imports and Exports, 1846 to 1876.	109c		

L

Le Canada, amounts paid to.. . . .74*f*, 74*k*
 Letourneau, Louis, amounts paid to.. . . 148
Le Soleil, amounts paid to.. . . . 74*b*
 Letter Carriers in New Westminster.. . . 166
 Lighthouse Keepers on River St. Lawrence.. . . .94, 94*a*
 Library of Parliament, Annual Report.. . 33
 List of Shipping.. 21
 Lobster Fishery Regulations.. 48
 Long Sault, Works at..157, 157*a*
 Louisburg, Bait Freezers at 177*a*

M

Mahone Bay, Dismissal of Sub-collector at.. 161
 'Manchester Engineer,' Stranding of.. . . 182
 Malboeuf, Jos. William, Half-breed Scrip, issued to.. 130
 Manitoba Boundary.. 57
 Manitoba Fisheries Commission.. . . . 174
 Manitoba and South-eastera Railway Co. 196
 Marine, Annual Report.. 21
 Martineau Company, monies paid to.. . . 74*j*
 Measures, Inspection of.. 13
Montreal Herald, amounts paid to.. . . 74*a*
 Militia Council, Annual Report.. 35
 Militia, General Orders.. 41
 Militia Council, Interim Report.. . . . 35*c*
 Ministers of the Crown, Travelling Expenses of.. 172
 Mines, Report of Department.. 26*a*
 Mint, Operations of the.. 73
 Miramichi Bay, Dredging in.. 93*a*
 Miscellaneous, Unforseen Expenses.. . . 44
 Meat Packers of Ontario and Quebec, Memorandum by.. 113*b*
Montreal Herald, amounts paid to.. . . 74*a*
 'Montcalm,' Trips Made by Steamer.. . . 169
 Montreal, Government Employees at.. . . 69*a*
 Mounted Police.. 28

Mc

McDougall, Rev. John.. 71*a*

N

National Battlefields Commission.. . . .
 National Transcontinental Railway:—
 Sixth Report of Commissioners.. . . . 37
 Concrete used in Construction.. . . . 77*f*
 Contracts for Bridges.. 77
 Contracts at Winnipeg and St. Boniface.. 77*m*
 Cost of Structures.. 77*c*
 Eastern Division, Expenditure on.. . . 77*o*
 Engineering Staff on.. 77*a*
 Estimated Cost; Actual Cost.. . . . 77*i*
 Honey, Quinlan & Robertson, Contract of.. 77*a*

N

Interim Report of Commissioners.. . . . 77*k*
 Kelliher and Gordon, Agreement between.. 77*h*
 Length in Miles of each Division, from Moncton to Winnipeg.. 77*l*
 Over-classification or over-allowance.. . 77*n*
 Payments to Contractors.. 77*e*
 Quantities of each kind of Excavation 77*b*
 Spur Line to Quebec.. 77*p*
 Total Expenditure on.. 77*j*
 Train-hauled Filling.. 77*d*
 58, 58*a*, 58*b*, 58*c*
 Napanee River, Dredging of.. 93
 Natural Gas, on Six Nation Reserve.. . . 71*c*
 Naval Service of Canada:—
 Applications for Service in.. 56*c*
 Allowances to Petty Officers, &c.. . . . 56*f*
 Canadians Accepted in Navy.. 56*n*
 Deputy Minister and other Officers in Expenditure in Connection with.. . . . 56*b*
 Increase of Wages Authorized.. . . . 56*g*
 International Naval Conference in London.. 56*l*
 International Naval Conference, Correspondence.. 56*m*
 Names of Employees in.. 56*e*
 Name, Tonnage, &c., of each Ship.. . . 56*j*
 Orders in Council, Travelling Allowances, &c.. 56*k*
 Petitions for Postponement of Adoption of.. 56*i*
 Regulations *re* Entry of Surgeons.. . . 56*o*
 Rules and Regulations for.. 56*h*
 Regulations in, *re* Rates of Pay.. . . . 56
 Regulations in, *re* Issue of Clothing.. . 56*a*
 Nelson River Survey.. 196
 Newmarket Canal, Correspondence, &c.. . 204
 New Westminster, Penitentiary at.. . . . 112
 Newspapers, sums paid to 44
 Netherland Loan Co..95, 95*a*, 95*b*, 95*c*
 North Atlantic Coast Fisheries.. 97
 Northwest Territories Act, Chap. 62.. . . 79
 North Bay, Receipts from Wharf at.. . . 111
 Northwest Territories, Commissioner for 181
 North Atlantic Collieries.. 155

O

Office Specialty Manufacturing Co., monies paid to.. 180
 Opening and Closing of Parliament.. . . 104
 Opium Smuggling on Pacific Coast.. . . 207
 Orders in Council *re* D.L.S. Act.. . . . 60
 Ordinance to rescind Cukon Ordinance 78
 Ottawa Improvement Commisison, Report of.. 138
 Ottawa River Storage, Progress Report.. 19*a*
 Oyster Culture.. 67

P	R
Paris Exposition, Expenses Incurred for 206	Retiring Allowances. 45
Parliament, Opening and Closing of. . . 104	River des Prairies, Dredging Work Executed. 93b, 93c
Parrsboro, Post Office Building at. . . . 86a	Royal Northwest Mounted Police. 28
Pelagic Sealing Treaty. 210	
Pelletier, Sir Pantaleon, Leave of Absence of. 88, 88a	S
Penitentiaries, Annual Report. 34	Samson & Filion, Quebec, monies paid to 124
Penitentiary at New Westminster. . . . 112	Saskatchewan University, Land Grant for. 143
Percy Alwyn, Irrigation Grant 192	Secretary of State, Annual Report. . . . 29
Petroleum and Gas Regulations. 53	Senate, Cost of. 100
Phœnix Bridge Co., Payment by. 82	Sessional Employees, House of Commons 103a
Picard, O., & Sons, money paid to. . . . 74i	Seventh Military District, Complaint against Commandant. 178
Police, Dominion. 81	Seybold Building, Cost of Alterations and Repairs to. 154
Police, Royal Northwest Mounted. . . . 28	Shareholders in Chartered Banks. 6
Postmaster General, Annual Report. . . . 34	Sherwin-Williams Paint Co., amounts paid to. 124
Powassan to Nipissing, Mail Route. . . . 171	Shipping, List of. 21c
Preston, W. T. R. 95, 95a, 95b, 95c	Six Nation Reserve, Natural Gas on. . . . 71c
Preferential Tarriff, Goods Imported under. 142	South Grey, Appointments in. 120, 120a
Prince Edward Island, Winter Steamers 159	Southwest $\frac{1}{4}$ Section 10, Township 38. . . . 96
Prince Edward Island, Tunnel. 188	Stadacona Farm, Purchase of. 191
Printing Bureau, Employees of. 190	Steamboat Inspection. 23a
Printing, &c., Government. 74	St. Peters Indian Reserve. 71, 71a, 71b
Provincial Control of Lands, &c. 106, 106a	St. Pie, Post Office at. 86
Proclamation bringing into Force 'An Act to Amend the Ry Act.' 108	S.S. 'Minto,' 'Stanley' and 'Earl Grey,' Coal Purchased for. 136, 136b
Public Accounts, Annual Report. 2	Superannuation, &c. 45
Public Lands, &c., Disposition of. 141, 141a	Surveyor General, Report, &c. 25
Public Printing and Stationery. 32	Supplies bought from Firms in Kingston. 156
Public Printing and Stationery Inquiry 39	Subsidized Steamship Services. 10e
Public Works, Annual Report. 19	Subsidy Act, 1910. 207
Q	T
Quebec, Extension of Boundaries of. . . . 65	Tanguay, George, Lease of Government Property. 140
Quebec Oriental Railway. 89, 128, 128a, 128b	Tanguay, George, Quebec, monies paid to 150
Quebec Board of Trade, Resolutions by. . 122	Tariff Relations with the United States 109a, 109b
Quebec, Temporary Employees at. 120a	Taschereau, C. E., Quebec, monies paid to. 150
Quebec Bridge Co., Legal Existence of. 125, 125a	Topographical Surveys Branch. 25b
Quebec Bridge, Tenders, &c., for. 137, 137a	Trade and Commerce, Canadian Trade. . 10c
Quebec Bridge, Engineers Appointed. . . 137b	Trade and Commerce. 10
Quebec Bridge, Correspondence <i>re</i> Plans for New Bridge. 137d	Trade and Navigation. 10
Quebec Bridge, Correspondence, Department of Labour <i>re</i> 137c	Trade Relations, Canada and West Indies. 38
R	Trade with Foreign Countries. 10f
Railways Owned or Operated in United States by Canadian Railways. 186	Trade with United Kingdom and Foreign Countries. 10b
Railways and Canals, Annual Report. . . 20	Trade Unions. 50
Railway Commissioners, Report of. . . . 20c	Transcontinental Railway Commissioners. 37, 77k
Railway Statisties. 20b	
Reciprocity with the United States. . . . from 59 to 59s	
Reciprocal Trade with the Australian Commonwealth. 109	
Reconnaissance Survey of the Nelson River. 19b	

T	V
Transcontinental Railway, Contract for Bridges..77, 77a	Vice-Regal Drawing Room, Correspond- ence <i>re</i> 63
Travelling Expenses of Ministers, &c.. 175a, 175b	Voters' Lists, Printing of.. 209
Treaty of Commerce, &c., with Japan.95d, 95e	W
Treaty <i>re</i> Pelagic Sealing.. 110	Walsh, E. J., C.E., Correspondence with 204
Trent Valley Canal, Lease of Water Power on.. 98d	Wanda, Appraising of the.. 163
Trout Lake, Mail Route.. 171	Warrants, Governor General's.. 42
U	Weights, Measures, &c.. 13
Unclaimed Balances in Banks.. 7	Weigher, Appointment of at Montreal 134
Unforseen Expenses.. 44	Wentworth, Constituency, Appointments in.. 120c
United Kingdom, Trade Relations with 10a	Welland Canal, Enlargement..98, 98c
United States, Trade Relations with.. . . 10a	Western Coal Operators' Association.. 202
United States Consuls in Dominion.. . . 101	Wheat Exported from Canada.. 119
University of Saskatchewan, Land Grant for.. 143	Winnipeg River, Water Power Rights on 144
V	Winnipeg, Parliament Site in.. . . .194, 194a
Vancouver, Customs Entries at.. . . . 102	Wireless Telegraph Stations.. 90
Vancouver Dry Dock Company.. . . . 162	'Wren,' the Trawler.. 85
Vannutelli, Cardinal, Guard and Escort for.. 121	Y
Veterinary Director General, Report of.. 15b	Yukon, Ordinances of Council, 1909.. . . 40
	Yukon, Ordinances Rescinded.. 78
	Yukon, Ordinances of Council, 1910.. . . 40a

See also **Alphabetical List, Page 1.**

LIST OF SESSIONAL PAPERS

Arranged in Numerical Order, with their titles at full length; the dates when Ordered and when Presented to the Houses of Parliament; the Names of the Senator or Member who moved for each Sessional Paper, and whether it is ordered to be Printed or Not Printed.

CONTENTS OF VOLUME 1.

(This volume is bound in two parts.)

1. Report of the Auditor General for the year ended 31st March, 1910. Volume I, Parts A to P, and Volume II, Parts Q to Y. Presented 21st November, 1910, by Hon. William Paterson. *Printed for both distribution and sessional papers.*

CONTENTS OF VOLUME 2.

2. Public Accounts of Canada, for the fiscal year ended 31st March, 1910. Presented 21st November, 1910, by Hon. William Paterson.
Printed for both distribution and sessional papers.
3. Estimates for the fiscal year ending 31st March, 1912. Presented 2nd December, 1910, by Rt. Hon. Sir Wilfrid Laurier. *Printed for both distribution and sessional papers.*
4. Supplementary Estimates for the fiscal year ending 31st March, 1911. Presented 6th February, 1911, by Hon. W. S. Fielding.
Printed for both distribution and sessional papers.
5. Further Supplementary Estimates of sums required for the service of the Dominion for the year ending on 31st March, 1911. Presented 16th March, 1911, by Hon. W. S. Fielding. *Printed for both distribution and sessional papers.*
- 5a. Further Supplementary Estimates for the year ending 31st March, 1911. Presented 8th May, 1911, by Hon. W. S. Fielding.
Printed for both distribution and sessional papers.
- 5b. Further Supplementary Estimates for the fiscal year ended 31st March, 1911. Presented 3rd May, 1911, by Hon. W. S. Fielding.
Printed for both distribution and sessional papers.
- 5c. Further Supplementary Estimates for the fiscal year ending 31st March, 1912. Presented 9th May, 1911, by Hon. W. S. Fielding.
Printed for both distribution and sessional papers.
- 5d. Further Supplementary Estimates of sums required for the service of the Dominion for the year ending on 31st March, 1912. Presented 17th May, 1911, by W. S. Fielding.
Printed for both distribution and sessional papers.

CONTENTS OF VOLUME 2—*Concluded.*

6. List of shareholders in the Chartered Banks of the Dominion of Canada as on December 31, 1910. Presented 10th April, 1911, by Hon. W. S. Fielding.
Printed for both distribution and sessional papers.

CONTENTS OF VOLUME 3.

7. Report on dividends remaining unpaid, unclaimed balances and unpaid drafts and bills of exchange in Chartered Banks of the Dominion of Canada, for five years and upwards prior to December 31, 1910. Presented 19th July, 1911, by Hon. William Templeman.. . . .*Printed for both distribution and sessional papers.*

CONTENTS OF VOLUME 4.

8. Report of the Superintendent of Insurance, for the year ended 31st December, 1910.
Printed for both distribution and sessional papers.
9. Abstract of Statements of Insurance Companies in Canada for the year ended 31st December, 1910. Presented 27th April, 1911, by Hon. W. S. Fielding.
Printed for distribution.

CONTENTS OF VOLUME 5.

10. Report of the Department of Trade and Commerce, for the fiscal year ended 31st March, 1910. Part 1, Canadian Trade. Presented 22nd November, 1910, by Rt. Hon. Sir Wilfrid Laurier.. . . .*Printed for both distribution and sessional papers.*
- 10a. Report of the Department of Trade and Commerce, Part II. Canadian Trade with France, Germany, United Kingdom and United States. Presented 32nd November, 1910, by Rt. Hon. Sir Wilfrid Laurier.
Printed for both distribution and sessional papers.
- 10b. Report of the Department of Trade and Commerce, Part III. Canadian Trade with foreign countries, except France, Germany, the United Kingdom and United States Presented 22nd November, 1910, by Rt. Hon. Sir Wilfrid Laurier.
Printed for both distribution and sessional papers.

CONTENTS OF VOLUME 6.

- 10c. Report of the Department of Trade and Commerce for the fiscal year ended 31st March, 1910. Part IV, Canadian Trade, Miscellaneous. Presented 31st March, 1911, by Hon. W. S. Fielding.. . . .*Printed for both distribution and sessional papers.*
- 10d. Report of the Department of Trade and Commerce for the fiscal year ended March 31st 1910. Part V, Grain Statistics, including the crop year ended August 31st 1910, and the season of navigation ended December 6th, 1910. Presented 12th May, 1911, by Hon. William Paterson....*Printed for both distribution and sessional papers.*
- 10e. Report of the Department of Trade and Commerce for the fiscal year ended 31st March, 1910, Part VI., Subsidized steamship services. Presented 20th April, 1911, by Hon. William Paterson.. . . .*Printed for both distribution and sessional papers.*
- 10f Report of Trade and Commerce for the fiscal year ended 31st March, 1910, part VII.—Trade of foreign countries and Treaties and Conventions. Presented 31st March, 1911, by Hon. W. S. Fielding.. . . .*Printed for both distribution and sessional papers.*

CONTENTS OF VOLUME 7.

11. Report of the Department of Customs, for the year ended 31st March, 1910. Presented 21st November, 1910, by Hon. William Paterson.
Printed for both distribution and sessional papers.
12. Reports, Returns and Statistics of the Inland Revenue for the Dominion of Canada, for the year ended 31st March, 1910. Presented 21st November, by Hon. William Templeman.*Printed for both distribution and sessional papers.*

CONTENTS OF VOLUME 8.

13. Inspection of Weights and Measures, Gas and Electric Light, for the year ended 31st March, 1910. Presented 21st November, 1910, by Hon. William Templeman.
Printed for both distribution and sessional papers.
14. Report on Adulteration of Food, for the year ended 31st March, 1910. Presented 21st November, 1910, by Hon. William Templeman.
Printed for both distribution and sessional papers.
15. Report of the Minister of Agriculture for the Dominion of Canada, for the year ended 31st March, 1910. Presented 21st November, 1910, by Hon. S. A. Fisher.
Printed for both distribution and sessional papers.
- 15a. Report of the Dairy and Cold Storage Commissioner for the fiscal year ending the 31st March, 1910. Presented 12th January, 1911, by Hon. S. A. Fisher.
Printed for both distribution and sessional papers.
- 15b. Report of the Veterinary Director General and Live Stock Commissioner, J. G. Rutherford, V.S., for the year ending 31st March, 1909.
Printed for both distribution and sessional papers.

CONTENTS OF VOLUME 9.

16. Report of the Director and Officers of the Experimental Farms, for the year ending 31st March, 1910. Presented 21st November, 1910, by Hon. S. A. Fisher.
Printed for both distribution and sessional papers.
17. Criminal Statistics for the year ended 30th September, 1909. Presented 21st November, 1910, by Hon. S. A. Fisher.*Printed for both distribution and sessional papers.*

CONTENTS OF VOLUME 10.

18. (1908). Return of the eleventh general election for the House of Commons of Canada, held on the 19th and 26th of October, 1908.*Reprinted.*
18. Return of By-Elections (Eleventh Parliament) House of Commons. 1910.
Printed for both distribution and sessional papers.

CONTENTS OF VOLUME 11.

19. Report of the Minister of Public Works on the works under his control for the year ended 31st March, 1910. Presented 21st November, 1910, by Hon. William Pugsley.
Printed for both distribution and sessional papers.
- 19a. Progress Report Ottawa River Storage, for the fiscal year 1909-1910 (supplementing investigations in regard to Georgian Bay Ship Canal project). Presented 6th March, 1911, by Hon. William Pugsley. *Printed for both distribution and sessional papers.*

CONTENTS OF VOLUME 12.

- 19b.** Report upon Reconnaissance Survey of the Nelson River, September-October, 1909. Presented 16th February, 1911, by Hon. William Pugsley.
Printed for both distribution and sessional papers.
- 20.** Report of the Department of Railways and Canals, for the fiscal year ended 31st March, 1910. Presented 21st November, 1910, by Hon. G. P. Graham.
Printed for both distribution and sessional papers.
- 20a.** (1909.) Canal Statistics for the season of navigation, 1909. Presented 21st March, 1910, by Hon. G. P. Graham*Printed for both distribution and sessional papers.*
- 20c.** Canal Statistics for the season of navigation, 1910. Presented 10th April, 1911, by Hon. G. P. Graham.. . . .*Printed for both distribution and sessional papers.*
- 20b.** Railway Statistics of the Dominion of Canada, for the year ended 30th June, 1910. Presented 16th December, 1910, by Hon. G. P. Graham.
Printed for both distribution and sessional papers.

CONTENTS OF VOLUME 13.

- 20c.** Fifth Report of the Board of Railway Commissioners for Canada, for the year ending 31st March, 1910. Presented 21st November, 1910, by Hon. G. P. Graham.
Printed for both distribution and sessional papers.
- 21.** Report of the Department of Marine and Fisheries (Marine, 1910. Presented 21st November, 1910, by Hon. L. P. Brodeur.
Printed for both distribution and sessional papers.
- 21a.** Report of the Geographic Board of Canada containing all decisions to 30th June, 1910.
Printed for both distribution and sessional papers.

CONTENTS OF VOLUME 14.

- 21b.** Report on Ice formation in the St. Lawrence River, and Report of the influence of Icebergs on the temperature of the Sea as shown by use of the Micro-Thermometer in a trip to Hudson Strait and Bay in July, 1910, by H. T. Barnes, D.Sc., F.R.S.C. Presented 16th May, 1911, by Hon. S. A. Fisher.
Printed for both distribution and sessional papers.
- 21c.** List of Shipping issued by the Department of Marine and Fisheries, being a list of vessels on the registry books of Canada, on 31st December, 1910. Presented 19th July, 1911, by Hon. L. P. Brodeur.
Printed for both distribution and sessional papers.
- 22.** Report of the Department of Marine and Fisheries (Fisheries), 1910. Presented 21st November, 1910, by Hon. L. P. Brodeur.
Printed for both distribution and sessional papers.

CONTENTS OF VOLUME 15.

- 23.** Report of the Harbour Commissioners, &c., to 31st December, 1910.
Printed for both distribution and sessional papers.
- 23a.** Report of the Chairman of the Board of Steamboat Inspection, for the fiscal year 1910. Presented 21st November, 1910, by Hon. L. P. Brodeur.
Printed for both distribution and sessional papers.

CONTENTS OF VOLUME 15—Concluded.

- 24.** Report of the Postmaster General for the year ended 31st March, 1910. Presented 22nd November, 1910, by Rt. Hon. Sir Wilfrid Laurier.
Printed for both distribution and sessional papers.

CONTENTS OF VOLUME 16.

- 25.** Report of the Department of the Interior, for the fiscal year ending 31st March, 1910. Presented 21st November, 1910, by Hon. Frank Oliver.
Printed for both distribution and sessional papers.

CONTENTS OF VOLUME 17.

- 25a.** Report of the Chief Astronomer, Department of the Interior, for year ending 31st March, 1910.*Printed for both distribution and sessional papers.*
- 25b.** Annual Report of the Topographical Surveys Branch, Department of the Interior, 1909-10. Presented 31st March, 1911, by Hon. Frank Oliver.
Printed for both distribution and sessional papers.
- 25c.** Report of Dr. P. H. Bryce, Chief Medical Officer, Appendix to Report of Superintendent of Immigration. Presented 9th. December, 1910, by Hon. Frank Oliver.
Printed for both distribution and sessional papers.

CONTENTS OF VOLUME 18.

- 25d.** Report of the Hydrographic Survey (Streams measurement). Department of the Interior.*Printed for both distribution and sessional papers.*
- 26.** Summary Report of the Geological Survey Branch, Department of Mines, for Calendar year 1910. Presented 19th. July, 1911, by Hon. William TeTempleman.
Printed for both distribution and sessional papers.
- 26a.** (1909) Summary Report of the Mines Branch of Department of Mines, for the calendar year, 1909. Presented 26th. January, 1911, by Hon. William Templeman.
Printed for both distribution and sessional papers.
- This is bound in Vol. XVI, 1910.

CONTENTS OF VOLUME 19.

- 27.** Report of the Department of Indian Affairs, for the year ended 31st March, 1910. Presented 21st November, 1910, by Hon. Frank Oliver.
Printed for both distribution and sessional papers.
- 28.** Report of the Royal Northwest Mounted Police, 1910. Presented 2nd December, 1910, by Rt. Hon. Sir Wilfrid Laurier.*Printed for both distribution and sessional papers.*

CONTENTS OF VOLUME 20.

- 29.** Report of the Secretary of State of Canada for the year ended 21st March, 1910. Presented 21st November, 1910, by Hon. Charles Murphy.
Printed for both distribution and sessional papers.
- 29a.** (No issue).

CONTENTS OF VOLUME 20—Concluded.

- 29b.** Report of the Secretary of State for External Affairs, for the year ended 31st March, 1910. Presented 21st November, 1910, by Hon. Charles Murphy.
Printed for both distribution and sessional papers.
- 30.** Civil Service List of Canada, 1910. Presented 21st November, 1910, by Hon. Charles Murphy... ..*Printed for both distribution and sessional papers.*

CONTENTS OF VOLUME 21.

- 31.** Second Annual Report of the Civil Service Commission of Canada, for the period from 1st September, 1909 to 31st August, 1910. Presented 1st December, 1910, by Hon. Charles Murphy... ..*Printed for both distribution and sessional papers.*
- 32.** Annual Report of the Department of Public Printing and Stationery, for the fiscal year ended 31st March, 1910. Presented 22nd November, 1910, by Hon. Charles Murphy... ..*Printed for both distribution and sessional papers.*
- 33.** Report of the Joint Librarians of Parliament for the year 1910. Presented 17th November, 1910, by the Hon. the Speaker... ..*Printed for sessional papers.*
- 34.** Report of the Minister of Justice as to Penitentiaries of Canada, for the fiscal year ended 31st March, 1910. Presented 30th November, 1910, by Hon. A. B. Aylesworth.
Printed for both distribution and sessional papers.
- 35.** Report of the Militia Council, for the fiscal year ending 31st March, 1910. Presented 21st November, 1910, by Hon. Sir Frederick Borden.
Printed for both distribution and sessional papers.
- 35a.** Report of General Sir John French, G.C.B., Inspector General of the Imperial Forces, upon his Inspection of the Canadian Military Forces. Presented 22nd November, 1910, by Hon. Sir Frederick Borden.
Printed for both distribution and sessional papers.
- 35b.** Report upon the best method of giving effect to the recommendations of General Sir John French, regarding the Canadian Militia, by Major General Sir P. H. N. Lake, K.C.M.G., Inspector General. Presented 22nd November, 1910, by Hon. Sir Frederick Borden... ..*Printed for distribution and sessional papers.*
- 35c.** Interim Report of the Militia Council for the Dominion of Canada on the Training of the Militia during the season of 1910. Presented 31st March, 1911, by Hon. Sir Frederick Borden... ..*Printed for distribution.*
- 36.** Report of the Department of Labour, for the fiscal year ending 31st March, 1910, including Report of Proceedings under the Industrial Disputes Investigation Act, 1907. Presented 21st November, 1910, by Hon. W. L. Mackenzie King.
Printed for both distribution and sessional papers.

CONTENTS OF VOLUME 22.

- 36a.** Report on Industrial Disputes in Canada up to 31st March, 1911.
Printed for both distribution and sessional papers.
- 36b.** Comparative prices of Agricultural, Fisheries, Lumber and Mine products in Canada and the United States, 1906-1911. Presented 28th July, 1911, by Hon. W. L. Mackenzie King... ..*Printed for both distribution and sessional papers.*

CONTENTS OF VOLUME 22—*Concluded.*

- 37.** Sixth Report of the Commissioners of the Transcontinental Railway, for the year ending 31st March, 1910. Presented 21st November, 1910, by Hon. G. P. Graham.
Printed for both distribution and sessional papers.
- 38.** Report of the Royal Commission on Trade Relations between Canada and the West Indies, together with Part II, Minutes of evidence taken in Canada and Appendices; Part III, Minutes of evidence taken in the West Indies, and Appendices; and also Part IV, Minutes of evidence taken in London and Appendices. Presented 21st November, 1910, by Ho. William Paterson.*Printed for Sessional Papers.*
- 39.** Report of the Honourable the Secretary of State, on the inquiry into the affairs of the Department of Public Printing and Stationery. Presented 21st November, 1910, by Hon. Charles Murphy.*Printed for both distribution and sessional papers.*

CONTENTS OF VOLUME 23.

- 40.** Ordinances of the Yukon Territory, passed by the Yukon Council in the year, 1909. Presented 21st November, 1910, by Hon. Charles Murphy.*Not printed.*
- 40a.** Ordinances of the Yukon Territory passed by the Yukon Council in the year 1910. Presented 4th April, 1911, by Hon. Charles Murphy.*Not printed.*
- 41.** General Orders issued to the Militia, between the 1st November, 1909, and the 18th October, 1910. Presented 22nd November, 1910, by Hon. Sir Frederick Borden.
Not printed.
- 42.** Statement of Governor General's Warrants issued since the last session of Parliament, on account of the fiscal year 1910-11. Presented 22nd November, 1910, by Hon. William Paterson.*Not printed.*
- 43.** Statement in pursuance of section 17 of the Civil Service Insurance Act, for the year ending 31st March, 1910. Presented 22nd November, 1910, by Hon. William Paterson.
Not printed.
- 44.** Statement of expenditure on account of miscellaneous unforeseen expenses, from the 1st April, 1910, to 17th November, 1910, in accordance with the Appropriation Act of 1910. Presented 22nd November, 1910, by Hon. William Paterson.*Not printed.*
- 45.** Statement of Superannuation and Retiring Allowances in the Civil Service during the year ending 31st December, 1910, showing name, rank, salary, service, allowance and cause of retirement of each person superannuated or retired, also whether vacancy filled by promotion or by new appointment, and salary of any new appointee. Presented 22nd November, 1911, by Hon. William Paterson.*Not printed.*
- 46.** Report of the proceedings of the preceding year, of the Commissioners of Internal Economy of the House of Commons, pursuant to Rule 9. Presented 1st December, 1910, by the Hon. the Speaker.*Printed for sessional papers.*
- 47.** Return, in pursuance of section 16, of the Government Annuities Act, 1908, containing statement of the business done during the fiscal year, ending 31st March, 1910. Presented 1st December, 1910, by Hon. S. A. Fisher.*Printed for sessional papers.*
- 48.** Return to an order of the House of Commons, dated 1st December, 1910, for a copy of the existing lobster fishery regulations, adopted by Order in Council on 30th September, 1910. Presented 1st December, 1910, by Hon. L. P. Brodeur.
Printed for sessional papers.

CONTENTS OF VOLUME 23—Continued.

- 49.** Detailed statement of all bonds or securities registered in the Department of the Secretary of State of Canada, since last return (25th November, 1909), submitted to the Parliament of Canada under Section 32 of Chapter 19, of the Revised Statutes of Canada, 1906. Presented 1st December, 1910, by Hon. Charles Murphy... *Not printed.*
- 50.** Annual Return respecting Trade Unions, under chapter 125, R.S.C., 1906. Presented 1st December, 1910, by Hon. Charles Murphy... *Not printed.*
- 51.** Regulations under "The Destructive Insect and Pest Act." Presented 1st December, 1910, by Hon. S. A. Fisher... *Not printed.*
- 52.** First Annual Report of the Commission on Conservation, 1910. Presented 5th December, 1910, by Hon. S. A. Fisher... *Printed for sessional papers.*
- 53.** Regulations established by Order in Council of 17th May, 1910, for the disposal of petroleum and gas on the Indian Reserves in the Provinces of Alberta and Saskatchewan and in the Northwest Territories. Presented 5th December, 1910, by Hon. Charles Murphy... *Not printed.*
- 54.** Report of the International Waterways Commission on the regulation of Lake Erie, with a discussion of the regulation of the Great Lakes System. Presented 7th December, 1910, by Hon. William Pugsley... *Printed for sessional papers.*
- 54a.** Return to an Address of the House of Commons, dated 12th December, 1910, for a copy of all orders in council or other authority, appointing members of the Canadian section of the Joint International Waterways Commission, together with all reports, recommendations and correspondence submitted to the Government, or any department thereof, by the said Canadian section, or any member thereof. Also a statement of the total expenses of such Canadian section up to date, with particulars thereof. Presented 8th May, 1911.—*Mr. Macdonell*... *Not printed.*
- 55.** Return in so far as the Department of the Interior is concerned) of copies of all Orders in Council, plans, papers, and correspondence which are required to be presented to the House of Commons, under a Resolution passed on 20th February, 1882, since the date of the last return, under such Resolution. Presented 9th December, 1910, by Hon. Frank Oliver... *Not printed.*
- 55a.** Return of lands sold by the Canadian Pacific Railway Company during the year which ended on the 31st October, 1910. Presented 4th May, 1911, by Hon. Frank Oliver... *Not printed.*
- 56.** Regulations issued by the Department of the Naval Service regarding rates of Pay, pursuant to Section 47 of the Naval Service Act. Presented 9th December, 1910, by Hon. L. P. Brodeur... *Not printed.*
- 56a.** Regulations issued by the Department of the Naval Service, regarding the issue of the existing Lobster Fishery Regulations, adopted by Order in Council on 30th September, 1910, by Hon. L. P. Brodeur... *Not printed.*
- 56b.** Return to an order of the House of Commons, dated 5th December, 1910, for a statement showing the detailed expenditure to date out of the sum voted by the House in connection with the new Navy, giving in each case the amount paid, to whom paid and the object of the expenditure. Presented, 16th December, 1910.—*Mr. Monck*... *Not printed.*

CONTENTS OF VOLUME 23—Continued.

- 56c.** Return to an order of the House of Commons dated 14th December, 1910, for a Return showing how many applications have been received from Canadian citizens for service in the proposed Canadian Navy, as officers, and able seamen or blue-jackets, respectively, and how many officers and men, respectively, of the British Navy have made application for such service. Presented 11th January, 1911.—*Mr. Jameson* *Not printed.*
- 56d.** Return to an address of the Senate dated 24th November, 1910, for the following information:—1. Has the Department of the Naval Service, which was erected by the legislation of last session, been regularly organized and put in operation? 2. Who has been appointed Deputy Minister by the Governor in Council? 3. Who are the other officials and clerks necessary for the proper administration of the affairs of the new department who have been appointed by the Governor in Council? 4. Who among these officials and clerks are those who have been transferred from the Department of Marine and Fisheries to the Department of the Naval Service? 5. Who among these officials and clerks come from elsewhere? 6. What is the salary of each of the officials? Presented 11th January, 1911.—*Hon. Mr. Landry* . . . *Not printed.*
- 56e.** Return to an order of the House of Commons, dated 7th December, 1910, for a statement showing:—1. The names of all those engaged to date by the Government in connection with the new Naval Department, whether for service at sea or for work in connection with the department, either for inside or outside service. 2. The domicile of origin of those thus engaged, their previous occupation, rank or grade in the British Navy or elsewhere, and previous rate of pay or remuneration. 3. The duties assigned, rank or occupation of those thus engaged in the service of Canada, and present salary and allowances. Presented 18th January, 1911.—*Mr. Monk* *Not printed.*
- 56f.** Copy of an Order in Council approved by His Excellency the Governor General on the 22nd December, 1910, authorizing certain allowances to Petty Officers and men in the Naval Service. Presented 19th January, 1911, by Hon. L. P. Brodeur. *Not printed.*
- 56g.** Copy of an Order in Council approved by His Excellency the Governor General on the 22nd December, 1910, and published in the *Canada Gazette* on the 14th January, 1911, authorizing increase in wages to certain ratings in the naval service. Presented 19th January, 1911, by Hon. L. P. Brodeur. *Not printed.*
- 56h.** Return to an Address of the House of Commons, dated 11th January, 1911, for a return showing all rules and regulations passed by the Governor in Council under the provisions of the Navy Act, adopted at the last session of parliament. Presented 26th January, 1911.—*Mr. Monk* *Not printed.*
- 56i.** Return to an order of the Senate dated the 24th November, 1910, for a statement showing in as many distinct columns:—1. The name of the electoral district. 2. The name of the parish, township, town or city. 3. The name of the first signer, and mention of the additional number of signers of each of the petitions presented during the last session, either to the House of Commons or to the Senate, praying for the postponement of the adoption of the proposed Naval Act until the people have had the opportunity of expressing their will by means of a plebiscite. 4. The date of the presentation of each of these petitions. 5. The names, in each case, of the Member or Senator who presented these petitions. Presented 30th November, 1910.—*Hon. Mr. Landry* *Not printed.*

 CONTENTS OF VOLUME 23—*Continued.*

- 56j. Return to an order of the Senate dated February 1, 1911, calling for in as many columns:—1. The names of all the ships of which the Canadian fleet service is actually composed. 2. The tonnage of each of these ships. 3. How old, is each ship at present. 4. The purchase price, or cost of construction, or, in default thereof, the actual value of each ship. 5. The horse-power of each of them. 6. The motive power, side wheels, propeller or sails. 7. The number of persons of which the crew of each of these ships is composed. 8. The cost of annual maintenance of each ship with its crew. 9. The purpose for which each ship is used, specifying whether it is for the guarding of the coasts, the protection of fisheries, or for the what other purpose. 10. The waters on which each of these ships sails—the waters of the Atlantic or Pacific Oceans, the Great Lakes, of the St. Lawrence river, or elsewhere, with a short statement showing the number and the net tonnage of the ships of the Great Lakes service,—of the ships stationed on the shores of British Columbia, and of the ships sailing on the waters of the eastern portion of the American continent owned by us. Presented 14th February, 1911.—*Hon. Mr. Landry.*
Not printed.
- 56k. Orders in Council published in *Canada Gazette* 11th February, 1911, No. 83/146. Regulations for entry of naval instructors. No. 91/146. Revised rates of pay for electricians. No. 86/146. Revised travelling allowances. Presented 23rd February, 1911, by Rt. Hon. Sir Richard Cartwright.*Not printed.*
- 56i. Return to an address of the House of Commons, dated 6th February, 1911, for a copy of the final protocol or agreement entered into at the International Naval Conference held in London, December, 1908, February, 1909, and of the general report presented to the said Naval Conference on behalf of its drafting committee, and of all correspondence exchanged between the Imperial Government and the Government of Canada in regard to the same. Presented 10th March, 1911.—*Mr. Monk.**Not printed.*
- 56m. 1. Correspondence and documents respecting the International Naval Conference held in London, December, 1908, February, 1909. 2. Correspondence respecting the Declaration of London. 3. Final Act of the Second Peace Conference held at The Hague in 1907, and Conventions and Declarations annexed thereto. Presented 23rd March, 1911, by Rt. Hon. Sir Wilfrid Laurier.*Not printed.*
- 56n. Return to an order of the House of Commons, dated 27th February, 1911, for a Return showing:—1. How many Canadians have been accepted as members of the Canadian Navy. 2. What are the names and former residence of those who have been accepted. Presented 24th March, 1911.—*Mr. Taylor (Leeds).*.*Not printed.*
- 56o. Order in Council, approved by His Excellency the Governor General on the 31st March, 1911, and published in the *Canada Gazette* April 15th, 1911:—No. 358 revised regulations for entry of surgeons into the Naval Service. Presented 24th April, 1911, by Hon. L. P. Brodeur.*Not printed.*
57. Return to an Order of the House of Commons, dated the 7th December, 1910, for a copy of all correspondence between the Government of Canada or the Right Honourable, the First Minister, and the government of Manitoba, or the Premier of Manitoba, referring to the demand of Manitoba for an extension of boundaries and an increase in subsidy. Presented 14th December, 1910.—*Mr. Staples.*
Printed for sessional papers.
58. Memorandum respecting the finances of the National Battlefields Commission, as on the 31st March, 1910. Presented 15th December, 1910, by Hon. William Paterson.
Printed for sessional papers.

CONTENTS OF VOLUME 23—Continued.

- 58a.** Report from The National Battlefields Commission. Presented 15th December, 1910, by Rt. Hon. Sir Wilfrid Laurier. *Printed for sessional papers.*
- 58b.** Return to an Address of the Senate dated 24th February, 1911, calling for a copy of the last report made to the Government by the members of the Quebec Battlefields Commission. Presented 10th March, 1911.—*Hon. Mr. Landry.* *Not printed.*
- 58c.** Return to an Order of the Senate dated 12th January, 1911, for copies of all Orders in Council relating to the appointment of members of the "National Battlefields Commission" of the Province of Quebec, as well as a statement showing the sums received by the said Commission, the sources whence received, the interest thereon, the expenses incurred, the nature of such expenses, distinguishing what has been paid for the acquisition of lands, the balance in hand, and the approximate cost, with the nature of the expenses to be incurred to attain the end which the Commission has proposed for itself. Presented 21st March, 1911.—*Hon. Mr. Landry.* *Not printed.*
- 58d.** Return to an order of the Senate dated 23rd February, 1911, for a statement showing the number of gold, silver, and bronze medals, which the Quebec Battlefields Commission has caused to be struck in commemoration of the three hundredth anniversary of the foundation of the City of Quebec, the cost of each of these series of medals, the names of the persons to whom, or the institutions to which, gold medals, silver medals, and bronze medals have been given. Presented 28th April, 1911.—*Hon. Mr. Landry.* *Not printed.*
- 59** Return to an address of the House of Commons, dated 7th December, 1910, for a copy of all petitions, memorials and resolutions from individuals, Boards of Trade or other bodies and corporations, favouring or asking for a treaty or reciprocity with the United States; and also if all similar documents protesting against or unfavourable to the same, and a copy of all correspondence had with the Government, or any member thereof, concerning reciprocity with the United States, since the 1st January, 1910. Presented 15th December, 1910.—*Mr. Foster.* *Not printed.*
- 59a.** Supplementary return to an address of the House of Commons, dated 7th December 1910, for a copy of all petitions, memorials and resolutions from individuals, Boards of Trade or other bodies and corporations, favouring or asking for a treaty of reciprocity with the United States; and also of all similar documents protesting against or unfavourable to the same, and a copy of all correspondence had with the government, or any member thereof, concerning reciprocity with the United States, since the 1st January, 1910. Presented 11th January, 1911.—*Hon. Mr. Foster.* *Not printed*
- 59b.** Further supplementary return to an Address of the House of Commons, dated 7th December, 1910, for a copy of all petitions, memorials and resolutions from individuals, Boards of Trade or other bodies and corporations, favouring or asking for a treaty of reciprocity with the United States; and also of all similar documents protesting against or unfavourable to the same, and a copy of all correspondence had with the Government, or any member thereof, concerning reciprocity with the United States, since the 1st January, 1910. Presented 3rd February, 1911.—*Hon. Mr. Foster.* *Not printed.*
- 59c.** Further supplementary return to an Address of the House of Commons, dated 7th December, 1910, for a copy of all petitions, memorials and resolutions from individuals, Boards of Trade or other bodies and corporations, favouring or asking for a treaty of reciprocity with the United States; and also of all similar documents

 CONTENTS OF VOLUME 23—*Continued.*

protesting against or unfavourable to the same, and a copy of all correspondence had with the Government, or any member thereof, concerning reciprocity with the United States, since the 1st January, 1910. Presented 8th February, 1911.—*Hon. Mr. Foster*. *Not printed.*

59*d.* Further supplementary return to an Address of the House of Commons, dated 7th December, 1910, for a copy of all petitions, memorials and resolutions from individuals, boards of trade or other bodies and corporations, favouring or asking for a treaty of reciprocity with the United States; and also of all similar documents protesting against or unfavourable to the same, and a copy of all correspondence had with the government, or any member thereof, concerning reciprocity with the United States, since the 1st January, 1910. Presented 27th February, 1911.—*Hon. Mr. Foster*.,
Not printed.

59*e.* Further supplementary return to an Address of the House of Commons, dated 7th December, 1910, for a copy of all petitions, memorials and resolutions from individuals, Boards of Trade or other bodies and corporations, favouring or asking for a treaty of reciprocity with the United States; and also of all similar documents protesting against or unfavourable to the same, and a copy of all correspondence had with the Government, or any member thereof, concerning reciprocity with the United States, since the 1st January, 1910. Presented 8th March, 1911.—*Hon. Mr. Foster*.
Not printed.

59*f.* Further supplementary return to an Address of the House of Commons, dated 7th December, 1910, for a copy of all petitions, memorials and resolutions from individuals, Boards of Trade or other bodies and corporations, favouring or asking for a treaty of reciprocity with the United States; and also of all similar documents protesting against or unfavourable to the same, and a copy of all correspondence had with the Government, or any member thereof, concerning reciprocity with the United States, since the 1st January, 1910. Presented 14th March, 1911.—*Hon. Mr. Foster*.
Not printed.

59*g.* Further supplementary return to an Address of the House of Commons, dated 7th December, 1910, for a copy of all petitions, memorials and resolutions from individuals, Boards of Trade or other bodies and corporations, favouring or asking for a treaty of reciprocity with the United States; and also of all similar documents protesting against or unfavourable to the same, and a copy of all correspondence had with the Government, or any member thereof, concerning reciprocity with the United States, since the 1st January, 1910. Presented 22nd March, 1911.—*Hon. Mr. Foster*.
Not printed.

59*h.* Further supplementary return to an Address of the House of Commons, dated 7th December, 1910, for a copy of all petitions, memorials and resolutions from individuals, Boards of Trade or other bodies and corporations, favouring or asking for a treaty of reciprocity with the United States; and also of all similar documents protesting against or unfavourable to the same, and a copy of all correspondence had with the Government, or any member thereof, concerning reciprocity with the United States, since the 1st January, 1910. Presented 27th March, 1911.—*Hon. Mr. Foster*.
Not printed.

59*i.* Further supplementary return to an Address of the House of Commons, dated 7th December, 1910, for a copy of all petitions, memorials and resolutions from individuals, boards of trade or other bodies and corporations, favouring or asking for a treaty of reciprocity with the United States; and also of all similar documents pro-

 CONTENTS OF VOLUME 23—*Continued.*

testing against or unfavourable to the same, and a copy of all correspondence had with the Government, or any member thereof, concerning reciprocity with the United States, since the 1st January, 1910. Presented 28th March, 1911.—*Hon. Mr. Foster.*
Not printed.

59j. Further supplementary return to an Address of the House of Commons, dated 7th December, 1910, for a copy of all petitions, memorials and resolutions from individuals, Boards of Trade or other bodies and corporations, favouring or asking for a treaty of reciprocity with the United States; and also of all similar documents protesting against or unfavourable to the same, and a copy of all correspondence had with the government, or any member thereof, concerning reciprocity with the United States, since the 1st January, 1910. Presented 28th March, 1911.—*Hon. Mr. Foster.*
Not printed.

59k. Further supplementary return to an Address of the House of Commons, dated 7th December, 1910, for a copy of all petitions, memorials and resolutions from individuals, Boards of Trade or other bodies and corporations, favouring or asking for a treaty of reciprocity with the United States; and also of all similar documents protesting against or unfavourable to the same, and a copy of all correspondence had with the Government, or any member thereof, concerning reciprocity with the United States, since the 1st January, 1910. Presented 31st March, 1911.—*Hon. Mr. Foster.*
Not printed.

59l. Further supplementary return to an Address of the House of Commons, dated 7th December, 1910, for a copy of all petitions, memorials and resolutions from individuals, Boards of Trade or other bodies and corporations, favouring or asking for a treaty of reciprocity with the United States; and also of all similar documents protesting against or unfavourable to the same, and a copy of all correspondence had with the government, or any member thereof, concerning reciprocity with the United States, since the 1st January, 1910. Presented 7th April, 1911.—*Hon. Mr. Foster.*
Not printed.

59m. Further supplementary return to an Address of the House of Commons, dated 7th December, 1910, for a copy of all petitions, memorials and resolutions from individuals, Boards of Trade or other bodies and corporations, favouring or asking for a treaty of reciprocity with the United States; and also of all similar documents protesting against or unfavourable to the same, and a copy of all correspondence had with the Government, or any member thereof, concerning reciprocity with the United States, since the 1st January, 1910. Presented 19th April, 1911.—*Hon. Mr. Foster.*
Not printed.

59n. Further supplementary return to an Address of the House of Commons, dated 7th December, 1910, for a copy of all petitions, memorials and resolutions from individuals, Boards of Trade or other bodies and corporations, favouring or asking for a treaty of reciprocity with the United States; and also of all similar documents protesting against or unfavourable to the same, and a copy of all correspondence had with the Government, or any member thereof, concerning reciprocity with the United States, since the 1st January, 1910. Presented 19th April, 1911.—*Hon. Mr. Foster.*
Not printed.

59o. Further supplementary return to an Address of the House of Commons, dated 7th December, 1910, for a copy of all petitions, memorials and resolutions from individuals, boards of trade or other bodies and corporations, favouring or asking for a treaty of reciprocity with the United States, and also of all similar documents pro-

 CONTENTS OF VOLUME 23—*Continued.*

testing against or unfavourable to the same, and a copy of all correspondence had with the Government, or any member thereof, concerning reciprocity with the United States, since the 1st January, 1910. Presented 2nd May, 1911.—*Hon. Mr. Foster.*

Not printed.

- 59p. Further supplementary return to an Address of the House of Commons, dated 7th December, 1910, for a copy of all memorials and resolutions from individuals, Boards of Trade or other bodies and corporations, favouring or asking for a treaty of reciprocity with the United States; and also of all similar documents protesting against or unfavourable to the same, and a copy of all correspondence had with the Government, or any member thereof, concerning reciprocity with the United States, since the 1st January, 1910. Presented 5th May, 1911.—*Hon. Mr. Foster.*

Not printed.

- 59q. Return to an Order of the House of Commons, dated 19th April, 1911, for a Return showing what duties are imposed by Australia, New Zealand, Norway, France, Spain, Sweden, Switzerland, Austria-Hungary, Japan, Argentine, Venezuela and Russia, respectively, upon each of the articles included in the reciprocity agreement between the United States and Canada.

And also, a statement showing the import prices in 1910 on which duty was collected on the butter, eggs cheese, salt, beef, bacon, hams, mutton, lamb, pork in brine and other meat products detailed, barley, beans, oats, peas, wheat, hay, flaxseed, green apples, and animals, imported from the above named countries. Presented 8th May, 1911.—*Hon. Mr. Foster.* *Not printed.*

- 59r. Return to an order of the House of Commons, dated 8th May, 1911, for a Return showing, taking the latest Return of Commerce and Navigation of the United States as a basis, the advantage Canada will have in the United States market over her principal competitors, under the construction given at Washington by the United States Court of Customs Appeals on April 10th, 1911, regarding the favoured nation clause, by which the competitors of Canada in the United States market are denied the privileges granted to Canada by the reciprocal agreement in regard to the importation into the United States of the following goods and articles, namely: (a) Mackerel pickled or salted; (b) Herring, pickled; (c) Cod, Haddock, Hake and Pollock, dried, smoked, salted or pickled; (d) all other kinds of fish, salted or pickled; (e) Fish oils; (f) Butter; (g) Cheese; (h) Cattle; (i) Horses; (j) Oats; (k) Coke; (l) Mineral Waters; (m) Rolled Iron or Steel Sheets, coated with zinc, tin or other metal; (n) Mica; (o) Flax seed; (p) Beans and dried peas; (q) Onions; (r) Potatoes; (s) other vegetables in natural state.

Also showing the present rate of duty in the United States on the above goods and articles; the rate under the proposed reciprocal agreement of the said goods and articles; the value of goods; and the amount of duty collected on goods imported from said competitors on the trade of said year, which will be free under the agreement on goods from Canada. Presented 16th May, 1911.—*Mr. Sinclair.* *Not printed.*

- 59s. Further supplementary Return to an Address of the House of Commons, dated 7th December, 1910, for a copy of all memorials and resolutions from individuals, Boards of Trade or other bodies and corporations, favouring or asking for a treaty of reciprocity with the United States; and also of all similar documents protesting against or unfavourable to the same, and a copy of all correspondence had with the Government, or any member thereof, concerning reciprocity with the United States, since the 1st January, 1910. Presented 19th May, 1911.—*Hon. Mr. Foster.* *Not printed.*

 CONTENTS OF VOLUME 23—*Continued.*

- 59*t.* Statements relative to (1) The yearly imports, quantity and value, for the past six years into Canada from, respectively, Australia, New Zealand, Denmark, Holland, Belgium, France, Argentine Republic and the United States, of wheat, oats, horses, cattle, sheep, lambs, mutton, beef, eggs, butter, cheese, fowl, vegetables and fruit.
- (2) The average prices of butter and of eggs in London, England, for the past five years in comparison with the prices, respectively, in Eastern Provinces, in Montreal, in Toronto, in Minneapolis, in Chicago, in Detroit, in Buffalo, in Boston and in New York. Presented 28th July, 1911, by Hon. S. A. Fisher.*Not printed.*
60. Return of orders in council passed between the 1st of November, 1909, and the 30th September, 1910, in accordance with the provisions of section 5 of the Dominion Lands Survey Act, Chapter 21, 7-8 Edward VII. Presented 11th January, 1911, 1911, by Hon. Frank Oliver.*Not printed.*
- 60*a.* Return of Orders in Council which have been published in the *Canada Gazette* and in the *British Columbia Gazette*, between 1st November, 1909, and 30th September, 1910, in accordance with provisions of subsection (d) of section 38 of the regulations for the survey, administration, disposal and management of Dominion Lands within the 40-mile railway belt in the province of British Columbia. Presented 11th January, 1911, by Hon. Frank Oliver.*Not printed.*
- 60*b.* Return called for by section 77 of the Dominion Lands Act, chapter 20 of the Statutes of Canada, 1908, which is as follows:—
- “77. Every regulation made by the Governor in Council, in virtue of the provisions of this Act, and every order made by the Governor in Council, authorizing the sale of any land or the granting of any interest therein, shall have force and effect only after it has been published for four consecutive weeks in the *Canada Gazette*, and all such orders or regulations shall be laid before both Houses of Parliament within the first fifteen days of the session next after the date thereof, and such regulations shall remain in force until the day immediately succeeding the day of prorogation of that session of Parliament, and no longer, unless during that session they are approved by resolution of both Houses of Parliament.” Presented 11th January, 1911, by Hon. Frank Oliver.*Not printed.*
61. Return of Orders in Council passed between the 1st November, 1909, and the 30th September, 1910, in accordance with the provisions of the Forest Reserve Act, sections 7 and 13 of Chapter 56, Revised Statutes of Canada. Presented 11th January, 1911, by Hon. Frank Oliver.*Not printed.*
62. Return to an order of the House of Commons, dated the 7th December, 1910, for a copy of Sir John Thompson's memorandum on the question of the rights of fishing in the bays of British North America, prepared for the use of the British Plenipotentiaries at Washington in 1868, and a copy of the Treaty agreed to and approved by the President. Presented 11th January, 1911.—*Hon. Mr. Foster.*
- Printed for sessional papers.*
63. Return to an Address of the House of Commons, dated 7th December, 1910, for a copy of any memorials, correspondence, &c., between His Excellency the Governor General and the Colonial Office, or between any member of the government, and the foreign consuls general in Canada, relative to the status of the latter, at official functions, such as the vice-regal drawing room. Presented 11th January, 1911.—*Mr. Sproule.*
- Printed for sessional papers.*

 CONTENTS OF VOLUME 23—*Continued.*

64. Return to an order of the House of Commons, dated 6th December, 1910, for a return showing:—1. What newspapers or companies publishing newspapers in the cities of Montreal and Quebec have directly or indirectly received sums from the Government of Canada for printing, lithographing, binding or other work, between the 31st March, 1910, and the 15th November, following.
2. What is the total amount paid to each of said newspapers or companies between the dates above stated. Presented 11th January, 1911.—*Mr. Monk**Not printed.*
65. Return to an Address of the House of Commons, dated 7th December, 1910, for a copy of all Orders in Council, correspondence, papers, maps or other documents, which passed between the Government of Canada or any member thereof, and the Government of Quebec, or any member thereof, or any other parties on their behalf, or between the Government of Canada and the Government of Ontario, or any members thereof, regarding the extension of the boundaries of the province of Quebec, as set forth in an Order in Council dated 8th July, 1896, establishing a conventional boundary, therein specified. And also any correspondence, papers, documents, &c., that may have passed between the aforesaid governments or members thereof, relative to the passing of an Act to confirm and ratify the aforesaid conventional boundary, which was passed in 1898. Presented 11th January, 1911.—*Mr. Sproule.*
Printed for sessional papers.
66. Return to an Order of the House of Commons, dated 14th December, 1910, for a Return showing the names of manufacturers in Canada of turned kiln dried maple boot, last and shoe last blocks, in the rough, for making manufacturers' boot and shoe lasts. Presented 11th January, 1911.—*Mr. Hughes**Not printed.*
67. Return to an Order of the House of Commons, dated 5th December, 1910, for a copy of all correspondence, reports, memorials, surveys and other papers in the possession of the Government, and not already brought down, regarding the oyster industry of Canada; also a copy of all correspondence, reports and other papers regarding the ownership and control of Oyster beds and of barren bottoms suitable for Oyster culture, and regarding the consolidating of the ownership with the control and regulation of such beds and barren bottoms, and vesting the same in the hands of the Dominion Government; also a copy of all correspondence, reports, recommendations and other papers relating to the leasing or sale of such beds or barren bottoms or of portions of them, for the purpose of Oyster culture or cultivation. Also a copy of all correspondence and reports relating to the culture, cultivation and conservation of oysters and other mollusks. Presented 11th January, 1911.—*Mr. Warburton.*
Printed for sessional papers.
68. Order of the House of Commons, dated 5th December, 1910, for a copy of all reports, evidence, correspondence, and other documents relating to an investigation into irregularities in the life saving station at Clayoquot, mentioned on page 353 of the Report of the Department of Marine and Fisheries for 1909 and 1910, sessional paper No. 22. Presented 11th January, 1911.—*Mr. Barnard**Not printed.*
69. Return to an Order of the House of Commons, dated 14th December, 1910, for a Return showing how many employees of the custom house at Montreal have left the service since the 1st July, 1896, up to this date, with their names, duties, salaries and ages, respectively, and date of their leaving; the names, ages, salaries and duties of those who have replaced them, the date of their entry and their present salaries. Presented 11th January, 1911.—*Mr. Wilson (Laval)**Not printed.*

 CONTENTS OF VOLUME 23—*Continued.*

- 72b. Return to an Order of the House of Commons, dated 25th January, 1911, for a copy of all correspondence, documents and papers relating to the late strike on the Grand Trunk Railway between the said railway and the striking conductors and trainmen, or between either and any person or persons authorized or professing to act for either, or between the Government or any Minister or Deputy Minister, or any one on his behalf, and either of said parties or any on professing to act on behalf of either, since the 29th day of November, A.D., 1910, and particularly all documents, papers, correspondence and agreements relating to the reinstatement of any of the men who had been on strike, and the appointment of Judge Barron. Presented 2nd February, 1911.—*Mr. Northrup**Not printed.*
73. Return to an Order of the House of Commons, dated 7th December, 1910, for a Return implementing for the year 1910, the information brought down in answer to an Order of the House of Commons referring to the operations of the mint, dated January 19, 1910. Presented 11th January, 1911.—*Hon. Mr. Foster**Not printed.*
74. Supplementary Return to an Order of the House of Commons, dated 24th November, 1909, for a return showing the total amounts paid by the government in each year since 1896, for all printing, advertising and lithographing done outside of the Government Printing Bureau; the total amount so paid by each department of the Government or such purposes during each year; the names and addresses of each individual, firm or corporation to whom any such moneys have been so paid, and the total amount paid to each such individual, firm or corporation in each year since 1896. What portion of the said sums, if any, so paid since 1896 was expended after public advertisement, tender and contract, to whom such tenders were awarded, whether to the lowest tender in each case, what portion was expended otherwise than by public advertisement, tender and contract, and to whom it was paid in each instance. Presented 11th January, 1911.—*Mr. Armstrong**Not printed.*
- 74a. Return to an Order of the Senate dated 1st February, 1911, for a Return showing year by year, from July 1st, 1896 up to date, the amounts paid to the *Montreal Herald*, by the several departments of the Government of this country. Presented 8th March, 1911.—*Hon. Mr. Landry**Not printed.*
- 74b. Return to an Order of the Senate dated 25th January, 1911, for the production of a statement showing, year by year, from the 1st July, 1896 up to this date, the sums of money paid to the newspaper, *Le Soleil*, by each of the different departments of the Government of this country. Presented 8th March, 1911.—*Hon. Mr. Landry*.
Not printed.
- 74c. Return to an Order of the Senate dated 25th January, 1911, for the production of a statement showing, year by year, the sums of money paid the newspaper *La Vigie*, of Quebec, by each of the different departments of the Government of this country from the founding of that newspaper up to this date. Presented 8th March, 1911.—*Hon. Mr. Landry**Not printed.*
- 74d. Return to an Order of the Senate dated 1st February, 1911, for a Return showing, year by year, from 1st July, 1896, up to date, the amounts paid to *La Presse* of Montreal, by the several departments of the Government of this country. Presented 8th March, 1911.—*Hon. Mr. Landry**Not printed.*
- 74e. Return to an Order of the Senate dated 1st February, 1911, for a Return showing, year by year, from July 1st, 1896, up to date, the amounts paid to *La Presse* of Montreal, by the several departments of the Government of this country. Presented 8th March, 1911.—*Hon. Mr. Landry**Not printed.*

CONTENTS OF VOLUME 23—Continued.

- 74f.** Return to an Order of the Senate dated 24th January, 1911, for a Return showing, year by year, from the 1st July, 1896, up to date, the amounts paid to the paper *Le Canada*, of Montreal, by each of the departments of the government of this country. Presented 8th March, 1911.—*Hon. Mr. Landry*.*Not printed.*
- 74g.** Return to an Order of the Senate dated 31st January, 1911, showing, year by year, from July the 1st, 1896, up to date, the amounts paid to the Martineau Company by the several departments of the country. Presented 4th April, 1911.—*Hon. Mr. Landry*.
Not printed.
- 74h.** Return to an Order of the Senate dated the 31st January, 1911, showing, year by year, from 1st July, 1896, up to date, the amounts paid to Mr. Jean Drolet, of Quebec, by the several departments of the country. Presented 4th April, 1911.—*Hon. Mr. Landry*.
Not printed.
- 74i.** Return to an Order of the Senate dated 3rd February, 1911, showing, year by year, from the 1st July, 1896, to this date, the sums of money paid to O. Picard and Sons, of Quebec, by the different departments of the Government of this country. Presented 4th April, 1911.—*Hon. Mr. Landry*.*Not printed.*
- 74j.** Return to an Order of the Senate dated 24th January, 1911, showing, year by year from July 1, 1896, up to date, the amounts paid to Mr. De Courcy, contractor, by each of the departments of this country. Presented 4th April, 1911. *Hon. Mr. Landry*.
Not printed.
- 74k.** Return to an Order of the House of Commons, dated the 23rd February, 1911, for a Return showing:—1. All sums of money paid by the Government since 31st March last to *Le Canada* newspaper of Montreal or the publishers of the same respectively, for advertising or printing, for lithographing or other work; and directly or indirectly for copies of the newspaper.
2. Is the said newspaper executing any work of any kind for the Government at present.
3. Have tenders been called publicly for any of the work done by said newspaper for the government during the past year. Presented 6th April, 1911.—*Mr. Monk*.
Not printed.
- 74l.** Supplementary Return to an Order of the Senate dated 24th January, 1911, for a Return showing year by year, from 1st July, 1896, up to date, the amounts paid to Mr. De Courcy, contractor, by each of the departments of this country. Presented 27th April, 1911.—*Hon. Mr. Landry*.*Not printed.*
- 74m.** Return to an Order of the House of Commons, dated 15th May, 1911, for a Return showing how much was paid by the Government to the proprietors or publishers of the *Essex Record*, a daily and weekly paper published in Windsor, Ontario, for printing and advertising, during the fiscal year ending 31st March, 1907, 1908, 1909, 1910 and 1911. Presented 18th July, 1911.—*Mr. Boyce*.*Not printed.*
- 75.** Return to an Order of the House of Commons, dated 12th December, 1910, for a Return showing the average value for duty in 1896 and in 1910, respectively, of the unit of each article or commodity enumerated in the schedules of the Customs Act, on which in both years an ad valorem duty was payable. Presented 12th January, 1911.—*Mr. Borden (Halifax)*.*Not printed.*

CONTENTS OF VOLUME 23—Continued.

- 76.** Return to an Order of the House of Commons, dated 14th December, 1910, for a Return showing all applications made to the Government during the period of agreement with Japan concerning Japanese immigrants, to admit such immigrants for special purposes, together with a copy of all correspondence in connection with the same. Presented 12th January, 1911.—*Mr. Taylor (New Westminster)*.. . . .*Not printed.*
- 76a.** Return to an Order of the House of Commons, dated 7th December, 1910, for a Return giving a list of the special immigration agents appointed by the government since the 31st March, 1909, in what portions of Great Britain and Ireland, the European Continent, or other country they are severally located, their addresses when they were so appointed the date of their appointment in each case their respective salaries and expenses, and any commissions that may have been paid to each or any since their appointment. Presented 12th January, 1911.—*Mr. Wilson (Lennox and Addington)*.. . . .*Not printed.*
- 76b.** Return to an Order of the House of Commons, dated 11th January, 1911, for a Return showing the number of immigrants who have come to Canada since the 31st March last up to the present time, the countries from which they came, the number from each such country, the number of males and the number of females in each case, the number under fourteen years of age, between fourteen and twenty-one years, between twenty-one and forty, and between forty and sixty in each case, their occupations before coming to Canada, their religion, their destination in Canada, their occupation when they arrived at such destination; also the number who have been prevented from landing, and the number deported. Presented 6th February, 1911.—*Mr. Wilson (Lennox and Addington)*.. . . .*Not printed.*
- 76c** Return to an Order of the Senate dated 24th January, 1911, calling for the production in detail of the accounts and claims filed at the Department of the Interior or the Immigration Office, Quebec, by Mr. Jacques Dery; restaurant keeper, during the navigation season of 1910. Presented 7th February, 1911.—*Hon. Mr. Landry.*
Not printed.
- 76d.** Return to an Order of the Senate dated 20th January, 1911, calling for the report received by the Immigration Department on the subject of the complaints brought against Mr. Jacques Dery, the keeper of the restaurant established in the immigration buildings at Quebec, and also of the correspondence exchanged and the inquiry held by the immigration agent with regard to the overcharges by the restaurant keeper, and of the refund which he had to make to immigrants of the price obtained for goods of bad quality. Presented 7th February, 1911.—*Hon. Mr. Landry.*
Not printed.
- 76e.** Return to an Order of the Senate dated 25th January, 1911, for the production of a complaint, signed by a large number of persons employed at the Immigration Office and Immigration buildings at Quebec and addressed to the agent of the Department at that place, against Mr. Jacques Dery, the restaurant keeper, and also of the reply of the latter. Presented 7th February, 1911.—*Hon. Mr. Landry*.. . . .*Not printed.*
- 76f.** Return to an Order of the Senate dated 25th January, 1911, that an Order of this House do issue for the production of a letter dated 1st June, 1910, written by Mr. L. Stein, of Quebec, addressed to Mr. W. D. Scott, Superintendent of Immigration. Presented 10th February, 1911.—*Hon. Mr. Landry*.. . . .*Not printed.*

CONTENTS OF VOLUME 23—Continued.

- 76g. Return to an Order of the House of Commons, dated 3rd April, 1911, for a Return showing the itemized accounts, vouchers, statements, reports and other papers relating to the salary and expenses of and payments to W. O. Creighton, farmer delegate to Great Britain in 1910. Presented 28th April, 1911.—*Mr. Stanfield*.*Not printed*
- 76h. Return to an Order of the House of Commons, dated 3rd April, 1911, for a Return showing all itemized accounts, vouchers, statements, reports and other papers relating to the salary of and payments to W. A. Hickman, immigration agent to Great Britain in 1902 and 1903. Presented 28th April, 1911.—*Mr. Stanfield*.*Not printed.*
- 77. Return to an Order of the House of Commons, dated 5th December, 1910, for a Return showing:—1. The estimated quantity of each class of material required for the construction.
 - 2. The rates or prices agreed upon and the estimated cost of each class of material, based on rates on accepted tender.
 - 3. The total estimated cost based on these quantities and rates in each case of the several bridges let to contract during the fiscal year ended March 31, 1910, referred to on pages 3 and 4 of the Sixth Annual Report of the Commissioners of the Transcontinental Railway.
 - 4. A copy of the specifications and contract in each case, the number of the contract and the name of the contractor.
 - 5. The number of bridges yet to be let to contract, location and character, and the estimated quantity of the different kinds of material in each case.
 - 6. Why these bridges have not been let to contract and when contracts will probably be entered into as to these.
 - 7. The bridges let to contract before March 31, 1909, identified by locality, name of each contractor and number, the estimated cost of each of these bridges at the time the contract was let, based on contract prices, the changes made in the plans, specifications or contracts if any, and claims or allowances for alterations or extras, if any, the percentage of the work done, the payments made to date, the amounts retained as contract reserve, and the ascertained or estimated amount required to complete in each case.
 - 8. The bridges that have been completed, identified as above, the estimated cost at the time of awarding the contract, the nature and extent of changes in plans, specifications, or contract, if any, the increase or decrease of cost thereby occasioned, and the actual total cost of each of those bridges. Presented 13th January, 1911.—*Mr. Lennox*.*Not printed.*
- 77a. Return to an Order of the House of Commons, dated 5th December, 1910, for a copy of the Tender and contract of Haney, Quinlan & Robertson for construction of locomotive and other shops about six miles east of Winnipeg, and the total estimated cost based on contract prices. Also a copy of the several other tenders sent in and a statement of the total estimated cost based upon each of these tenders as moneyed out at the time of awarding the contract. Presented 13th January, 1911.—*Mr. Lennox*.*Not printed*
- 77b. Return to an Order of the House of Commons, dated 11th January, 1911, for a Return showing as to each contract district of the National Transcontinental Railway between Moncton and Winnipeg, respectively, what was the original departmental estimate of quantities of solid rock, broken stone, earth, sand, &c., and the quantities of each kind of excavation, as above, already paid for. Presented 24th January, 1911.—*Mr. Ames*.*Not printed.*

 CONTENTS OF VOLUME 23—*Continued.*

- 77c. Return to an Order of the House of Commons, dated 11th January, 1911, for a Return showing in all cases where finished structures on the National Transcontinental Railway, have differed materially, to an extent involving a difference in cost of more than \$10,000, from the original standard plans; the original estimated cost of the structure; the cost according to altered plans; the nature of the change; the name of the resident engineer, and of the contractor or sub-contractor; the reason, if any, given for the alteration of plans; and a copy of the correspondence exchanged thereon between the headquarters staff and the engineer on the ground. Presented 24th January, 1911.—*Mr. Ames*... ..*Not printed.*
- 77d. Return to an Order of the House of Commons, dated 11th January, 1911, for a Return showing the clause in the standard contract on the National Transcontinental Railway having reference to train hauled filling, with a statement showing what amounts have been paid to date, and to whom, for services of this nature. Presented 24th January, 1911.—*Mr. Ames*... ..*Not printed.*
- 77e. Return to an Order of the House of Commons, dated 11th January, 1911, for a Return showing what amounts to date have been paid on force account to each and to all contracts connected with the National Transcontinental railway, setting forth the district affected thereby. Presented 24th January, 1911.—*Mr. Ames*... ..*Not printed.*
- 77f. Return to an Order of the House of Commons, dated 11th January, 1911, for a Return showing all cases where in construction work on the National Transcontinental Railway a richer mixture of concrete was used than that indicated in the standard specification, to an extent affecting the cost of the work to the amount of \$5,000 or more; also the original estimated cost and the actual cost in each of such cases. Presented 24th January, 1911.—*Mr. Ames*... ..*Not printed.*
- 77g. Return to an Order of the House of Commons, dated 11th January, 1911, for a Return showing a list of the members of the engineering staff who have been dismissed, or have resigned or left the service of the National Transcontinental Railway Commission since 1904, with position formerly held, the date of leaving, and the assigned cause in each instance. Presented 7th February, 1911.—*Mr. Ames*... ..*Not printed.*
- 77h. Return to an order of the House of Commons, dated 26th January, 1911, for a Return showing:—1. In those cases in which an agreement was come to last autumn between Mr. Killiher and Mr. Gordon as to overbreak on the eastern Division of the Transcontinental Railway, what quantities of material, and of what class, and what sums of money were taken from or added to the progress Estimates.
2. In the cases where measurements had to be made, have they been made, and with what result. Presented 17th February, 1911.—*Mr. Lennox*... ..*Not printed.*
- 77i. Return to an Order of the House of Commons, dated 11th January, 1911, for a Return showing, in respect of all cases on the National Transcontinental Railway, where the original specifications have not been adhered to; the estimated cost as per original plan; the actual or estimated cost as per amended plan; the name of the contractor and the resident engineer, and the reason given by the latter for such change. Presented 24th February, 1911.—*Mr. Ames*... ..*Not printed.*
- 77j. Return to an Order of the House of Commons, dated 16th January, 1911, for a Return showing what will have been the total expenditure upon, in connection with or in consequence of, the National Transcontinental Railway up to the 31st of December, 1910, and what amount it is estimated will be required to complete and fully equip the said road between Winnipeg and Moncton. Presented 27th February, 1911.—*Mr. Ames*... ..*Not printed.*

CONTENTS OF VOLUME 23—*Continued.*

- 77k.** Interim Report of the Commissioners of the Transcontinental Railway for the nine months ended December 31, 1910. Presented 27th February, 1911, by Hon. G. P. Graham... ..*Not printed.*
- 77l.** Return to an Order of the Senate dated 18th January, 1911, for a Return showing:—A. As relates to the main line of the Transcontinental:—
1. The respective length in miles of each of the divisions of the Transcontinental, named Division A, Division B, &c., from Moncton to Winnipeg, and specifying in which province each of the divisions is located.
 2. The estimated cost, at the outset, of the construction of the road in each division.
 3. The actual price paid, on the 15th January instant, for the building of the line, sidings, bridges and other necessary works in each division.
 4. The approximate cost in each division of the Transcontinental, of what remains to be constructed for the completion of the road.
- B. As relates to the branch lines of the Transcontinental:—
1. The respective length of each of the said branch lines, specifying the district and the province within which the said branch lines are located.
 2. The estimated cost, at the start, of the construction of each of the said branch lines.
 3. The actual cost up to the 15th January instant of the construction of said branch lines.
 4. The probable cost of the works to be executed on each of the said branch lines.
 5. The indication of the special section of the Act which each branch line has been constructed.
 6. The mention of all other branch lines proposed to be constructed by the Transcontinental Railway Commission or the Government, showing the length and probable cost thereof. Presented 8th March, 1911.—*Hon. Mr. Landry... ..Not printed.*
- 77m.** Return to an Order of the House of Commons, dated 23rd February, 1911, for a Return showing:—
1. What contracts outside of those numbered 1 to 21, inclusive, have been let for construction on the Transcontinental Railway at Winnipeg and St. Boniface of bridges, station buildings, freight houses, sheds, engine houses, turn tables, water tanks, section houses, work shops, or other buildings, erections, structures or plant.
 2. Were these contracts all let after advertisement and upon tender.
 3. What is the cost or estimated cost according to schedule or bulk tender in each case, and who is the contractor in each case.
 4. Were tenders asked for both by schedule and on bulk tender basis, on which system was the contract awarded and for what reason in each case.
 5. What alterations have been made in any of the works since letting of contract, and at what increased or decreased cost. Presented 9th March, 1911.—*Mr. White (Renfrew)... ..Not printed.*
- 77n.** Return to an Order of the House of Commons, dated 6th March, 1911, for a copy of the report of the engineers who investigated overclassification, overbreak, or other alleged over allowances on progress or final estimate, on the Eastern Division of the Transcontinental Railway, the evidence taken, or other data collected, and of all letters, instructions, agreements, plans, drawings, photographs, memoranda and writings sent, given, had or used in connection with said investigation, not already brought down, together with a reference to the previous return where papers are already down; also a copy of the previous report made by Messrs. Schreiber, Kelligher and Lumsden immediately before Mr. Lumsden's resignation. Presented 16th March, 1911.—*Mr. Lennox... ..Not printed.*

 CONTENTS OF VOLUME 23—*Continued.*

- 77*o*. Return to an Order of the House of Commons, dated 13th March, 1911, for a Return prepared upon the lines of Sessional Papers No. 46*i* of the 26th April, 1909, relating to the Eastern Division of the Transcontinental Railway, showing the actual expenditure upon each of the scheduled items upon each of the 21 contracts for construction of this division, down to the latest estimate made upon each contract, and the estimated quantity of work to be done and material to be furnished as to each of these items, and the estimated cost to complete the contract in each case. Presented 10th April, 1911.—*Mr. Lennox*. *Not printed.*
- 77*p*. Return to an Address of the Senate dated 23rd March, 1911, for a copy of the Order in Council dated 23rd June, 1910, transferring from the Government to the National Transcontinental Railway Commission, the spur line between the Quebec bridge and the city of the same name. Presented 19th April, 1911.—*Hon. Mr. Landry*.
Not printed.
78. For approval by the House under section 17 of the Yukon Act, Chapter 63 of the Revised Statutes of Canada, 1906, a copy of an ordinance made by His Excellency the Governor General in Council, in virtue of the provisions of Section 16 of the said Chapter 63, on the 9th day of December, 1909, and intituled: "An ordinance to rescind an Ordinance respecting the imposition of a tax upon ale, porter, beer or lager beer imported into the Yukon Territory Presented 13th January, 1911, by Hon. Frank Oliver. *Not printed.*
79. Return under Section 88 of the Northwest Territories Act, Chapter 62, Revised Statutes of Canada. Presented 16th January, 1911, by Hon. Frank Oliver. *Not printed.*
80. Return to an Order of the House of Commons, dated 5th December, 1910, for a copy of all correspondence between the mover and any other persons, corporations and municipal as well as other public bodies, and the Department of Railways and Canals, respecting the reconstruction and alteration of the Canadian Pacific Railway Company's bridge across the St. Lawrence river at Lachine, P.Q. Presented 16th January, 1911.—*Mr. Monk*. *Not printed.*
81. Report of the Commissioner, Dominion Police Force, for the year 1910. Presented 17th January, 1911, by Sir Allen Aylesworth. *Not printed.*
82. Return to an order of the House of Commons, dated 7th December, 1910, for a copy of all correspondence exchanged between the government and the Phoenix Bridge Company in connection with the payment by said company of \$100,000 in discharge of claims *re* contract. Presented 16th January, 1911.—*Mr. Ames*. *Not printed.*
83. Return to an order of the House of Commons, dated 14th March, 1910, for a return showing the number of accidents to trains of the I.C.R. for ten months, from 1st April, 1908, to 31st December, 1908; the number of persons killed or injured in each of such accidents for ten months, from 1st April, 1908, to 31st December, 1908; and the cost of each of such accidents to the I. C. R., respectively, for repairs, property destroyed, compensation to passengers, and for compensation to shippers for freight and baggage. Presented 16th January, 1911.—*Mr. Stanfield*. *Not printed.*
- 83*a*. Return to an order of the House of Commons, dated 14th March, 1910, for a return showing the number of accidents to trains on the I. C. R. between 1st April, 1909, and present date, and the location and particulars of each; the number of persons killed or injured in each of such accidents since 1st April, 1909, to date; and the cost of each of such accidents to the I. C. R., respectively, for repairs, property destroyed, compensation to passengers, and for compensation to shippers for freight and baggage. Presented 16th January, 1911.—*Mr. Stanfield*. *Not printed.*

 CONTENTS OF VOLUME 23—*Continued.*

- 83b.** Return to an order of the House of Commons, dated 5th December, 1910, showing all data, statements, estimates, recommendations and reports with regard to an Intercolonial railway renewal equipment account, and as to the initiation of such account and the operation thereof to the present time.
2. A copy of all correspondence with the Auditor General and other persons in regard thereto.
 3. A copy of all correspondence, inquiries and investigations by or on behalf of the Auditor General as to the need for such account, and as to the sufficiency or otherwise of moneys carried to such account, and also as to the application of such money-^s.
 4. The same returns as to the maintenance of rails account; and the same returns as to a maintenance of bridges account, also as to any other items of maintenance, and as to any recommendations regarding the adoption of such accounts. Presented 16th January, 1911.—*Mr. Barker*. *Not printed.*
- 83c.** Return to an order of the Senate dated 4th May, 1910, calling for the following information:—
1. Were tenders asked for, in 1908 and 1909, for the purchase of railway sleepers for the use of the Intercolonial railway, and were contracts awarded to the lowest tenderer?
 2. Who had these contracts, and what is the name of each tendered, and also the amount of each tender?
 3. Did the Department of Railways and Canals, in 1908 and 1909, award any contracts whatsoever for the purchase of the said sleepers and what price was paid to each contractor, and who had these contracts?
 4. In 1908 and 1909, did the Department of Railways and Canals ask for tenders for the purchase of sleepers made of spruce, white, gray and yellow, as well as of birch, ash, poplar, &c.?
 5. What quantity of these sleepers, for each kind of wood, was accepted and paid for in 1908 and 1909, and does the department propose to continue the system of purchasing these kinds of wood?
 6. Who bought these sleepers of spruce, birch, ash, poplar, &c., and who gave the orders to receive these kinds of sleepers, and who received them and stamped them for the Intercolonial railway?
 7. In 1909, did the department ask for tenders for sleepers of cedar, cyprus and hemlock? If so, who had these contracts and were these contracts granted to the lowest bidders, and what quantities were actually furnished by each contractor?
 8. What quantity of sleepers has been furnished up to this date—
 - (a) by the contractors for New Brunswick; and
 - (b) by the contractors for Nova Scotia and for the province of Quebec, respectively?
 9. Did the government by order in council authorize Messrs. Pottinger, Burpee or Taylor of Moncton, to purchase sleepers of spruce of all kinds and dimensions, and to cause these kinds of sleepers to be distributed in the district of Quebec, and notably in the district of River du Loup and Isle Verte?
 10. What price did the department pay for the sleepers of spruce, hemlock, cedar, birch and poplar, &c.? Who is the contractor therefor? Who received and inspected the said sleepers?
 11. Does the department know that these sleepers are absolutely unfit to be used in a railway, and that these sleepers are at the present time distributed along the Intercolonial railway to be used upon the main track?

 CONTENTS OF VOLUME 23—*Continued.*

12. How much a carload does the freight of sleepers sent from New Brunswick cost in the district of Quebec? Presented 3rd February, 1911.—*Hon. Mr. Landry.*

Not printed.

84. Return to an order of the House of Commons, dated 11th January, 1911, for a return showing the respective quantities of each of the staple varieties of fish landed by Canadian Atlantic fishermen yearly, since 1870, and the respective yearly values thereof. Presented 16th January, 1911.—*Mr. Jameson* *Not printed.*
85. Return to an order of the House of Commons, dated 7th December, 1910, for a copy of all letters, telegrams, correspondence, resolutions, memorials, reports, and all other papers in the possession of the government, not already brought down, regarding otter, beaver, or steam trawling, and the operations of the trawlers *Wren* and *Coquette* in the waters of the Northumberland strait, or elsewhere, in Nova Scotia. Presented 16th January, 1911.—*Mr. Chisholm (Antigonish)* *Not printed.*
86. Return to an order of the House of Commons, dated 7th December, 1910, for a return showing the revenue of the post offices of Acton Vale, Upton and St. Pie, in the county of Bagot, province of Quebec, since the year 1903 up to 1910 inclusively. Presented 17th January, 1911.—*Mr. Monk* *Not printed.*
- 86a. Return to an order of the House of Commons, dated 16th January, 1911, for a copy of all instructions or communications from the Department of Public Works or any officer thereof, or the minister of public works, to the chief architect, or any other architect, with respect to the preparation of plans for the construction of a post office building at Parrsboro, Nova Scotia, and all other post office buildings or public buildings to be used wholly or in part by the Post Office Department, for which votes have been passed during the period from 1st January, 1908, to 31st December, 1910. Presented 20th April, 1911.—*Mr. Rhodes* *Not printed.*
87. Return to an address of the Senate dated 22nd April, 1910, for:—
1. Copies of all orders in council or of every order of the Department of Justice and of the Department of Public Works, and of all the correspondence exchanged between the government, the Departments of Justice and Public Works, the Bank of Montreal, the firm of Carrier & Lainé, of Lévis, and all other persons, on the subjects of—
 - (a) The acquisition by the government of the property of the firm of Carrier & Lainé, at the time of the sale thereof by the sheriff in 1908;
 - (b) the subsequent expropriation, for purposes of public utility, of the same property, which had fallen into the hands of the bank of Montreal;
 - (c) its definite purchase from the Bank of Montreal by the government;
 - (d) the appointment of an agent to represent the government at the sale by the sheriff;
 - (e) the appointment of experts for proceeding with the expropriation of the lands in question;
 2. Copies of all reports submitted, directly or indirectly, to the government, or in its possession, by the experts hereinbefore mentioned, or by the arbitrators to whom the Bank of Montreal and the firm of Carrier & Lainé had submitted their differences, or by the various advocates or agents acting in the name and in the interests of the government.
 3. Copies of the various contracts entered into between La Banque du Peuple and the People's Bank of Halifax in 1905, between the government and the bank of Montreal, in 1909, between the government and Mr Ernest Cann, who had become the

CONTENTS OF VOLUME 23—Continued.

lessee of the government, for a period of thirty years, of the lands and buildings formerly the property of Carrier & Lainé.

4. Copies of all documents whatsoever and of a correspondence relating to the various transactions aforesaid, and also a statement showing all the sums of money paid by the government with respect to such transactions, with the names of the persons to whom such sums were paid, and the amounts paid to each of them, and for what particular object. Presented 11th January, 1911.—*Hon. Mr. Landry*—

Not printed.

87a. Supplementary return to an address of the Senate dated 22nd April, 1910, for:—

1. Copies of all orders in council or of every order of the department of justice and of the department of public works, and of all the correspondence exchanged between the government, the department of justice and public works, the bank of Montreal, the firm of Carrier & Lainé, of Lévis, and all other persons, on the subject of—

(a) The acquisition by the government of the property of the firm of Carrier & Lainé, at the time of the sale thereof by the sheriff in 1908;

(b) the subsequent expropriation, for purposes of public utility, of the same property, which had fallen into the hands of the Bank of Montreal;

(c) its definite purchase from the bank of Montreal by the government;

(d) the appointment of an agent to represent the government at the sale by the sheriff;

(e) the appointment of experts for proceeding with the expropriation of the lands in question;

2. Copies of all reports submitted, directly or indirectly, to the government, or in its possession, by the experts hereinbefore mentioned, or by the arbitrators to whom the bank of Montreal and the firm of Carrier & Lainé had submitted their differences, or by the various advocates or agents acting in the name and in the interests of the government.

3. Copies of the various contracts entered into between La Banque du Peuple, and the People's Bank of Halifax in 1905, between the government and the bank of Montreal, in 1909, between the government and Mr. Ernest Cann, who had become the lessees of the government, for a period of thirty years, of the lands and buildings formerly the property of Carrier & Lainé.

4. Copies of all documents whatsoever and of all correspondence relating to the various transactions aforesaid, and also a statement showing all the sums of money paid by the government with respect to such transactions, with the names of the persons to whom such sums were paid, and the amounts paid to each of them, and for what particular object. Presented 18th January, 1911.—*Hon. Mr. Landry*.

Not printed.

87b. Further supplementary return to an address of the Senate dated 22nd April, 1910, for:—

1. Copies of all orders in council or of every order of the Department of Justice and of the Department of Public Works, and of all the correspondence exchanged between the government, the Departments of Justice and Public Works, the Bank of Montreal, the firm of Carrier & Lainé, of Lévis, and all other persons, on the subjects of—

(a) The acquisition by the government of the property of the firm of Carrier & Lainé, at the time of the sale thereof by the sheriff in 1908;

(b) the subsequent expropriation, for purposes of public utility, of the same property, which had fallen into the hands of the bank of Montreal;

(c) its definite purchase from the Bank of Montreal by the government;

CONTENTS OF VOLUME 23—*Continued.*

(d) the appointment of an agent to represent the government at the sale by the sheriff;

(e) the appointment of experts for proceeding with the expropriation of the lands in question;

2. Copies of all reports submitted, directly or indirectly, to the government, or in its possession, by the experts hereinbefore mentioned, or by the arbitrators to whom the Bank of Montreal and the firm of Carrier & Lainé had submitted their differences, or by the various advocates or agents acting in the name and in the interests of the government.

3. Copies of the various contracts entered into between La Banque du Peuple and the People's Bank of Halifax in 1905, between the government and the Bank of Montreal in 1909, between the government and Mr. Ernest Cann, who had become the lessee of the government, for a period of thirty years, of the lands and buildings formerly the property of Carrier & Lainé.

4. Copies of all documents whatsoever and of all correspondence relating to the various transactions aforesaid, and also a statement showing all the sums of money paid by the government with respect to such transactions, with the names of the persons to whom such sums were paid, and the amounts paid to each of them, and for what particular object. Presented 27th January, 1911.—*Hon. Mr. Landry.*

Not printed.

87c. Supplementary return to an address of the Senate dated 22nd April, 1910, for copies:—

1. Copies of all orders in council or of every order of the Department of Justice and of the Department of Public Works; and of all the correspondence exchanged between the government, the Departments of Justice and Public Works, the Bank of Montreal, the firm of Carrier & Lainé, of Lévis, and all other persons, on the subjects of—

(a) The acquisition by the government of the property of the firm of Carrier & Lainé, at the time of the sale thereof by the sheriff in 1908;

(b) the subsequent expropriation, for purposes of public utility, of the same property, which had fallen into the hands of the bank of Montreal;

(c) its definite purchase from the Bank of Montreal by the government;

(d) the appointment of an agent to represent the government at the sale by the sheriff;

(e) the appointment of experts for proceeding with the expropriation of the lands in question;

2. Copies of all reports submitted, directly or indirectly, to the government, or in its possession, by the experts hereinbefore mentioned, or by the arbitrators to whom the Bank of Montreal and the firm of Carrier & Lainé had submitted their differences, or by the various advocates or agents acting in the name and in the interests of the government.

3. Copies of the various contracts entered into between La Banque du Peuple and the People's Bank of Halifax in 1905, between the government and the Bank of Montreal in 1909, between the government and Mr. Ernest Cann, who had become the lessee of the government, for a period of thirty years, of the lands and buildings formerly the property of Carrier & Lainé.

4. Copies of all documents whatsoever and of all correspondence relating to the various transactions aforesaid, and also a statement showing all the sums of money paid by the government with respect to such transactions, with the name of the persons to whom such sums were paid, and the amounts paid to each of them, and for what particular object. Presented 7th February, 1911.—*Hon. Mr. Landry.*

Not printed.

CONTENTS OF VOLUME 23—Continued.

- 87^d** Return to an order of the Senate dated 9th March, 1911, for a return of copy of the contract entered into between the Bank of Montreal and the People's Bank of Halifax, in 1905, in connection with the financial situation and with the obligations of the firm of Carrier-Laine, a copy of which contract was handed over to the government at the time of the financial transactions concluded between the Bank of Montreal and the government in 1909. Presented 4th April, 1911.—*Hon. Mr. Landry.*
Not printed.
- 88.** Return to an address of the Senate dated 24th November, 1910, for copies of all orders in council, memoranda or other correspondence respecting the resignation of the present Lieutenant Governor of the province of Quebec, the appointment of his successor, the application for leave of absence, and the appointment of an administrator during the absence from the country of His Honour Sir Pantaleon Pelletier. Presented 11th January, 1911.—*Hon. Mr. Landry.**Not printed.*
- 88^a.** Return to an address of the Senate dated 8th February, 1911, for a copy of the order in council extending, for a period of two months, the leave of absence already obtained by Sir Pantaleon Pelletier, together with copy of all the correspondence on the subject between the government, His Honour the Lieutenant Governor of the province of Quebec, and the present administrator of the said province. Presented 14th February, 1911.—*Hon. Mr. Landry.**Not printed.*
- 89.** Return to an order of the House of Commons, dated 16th January, 1911, for a copy of all correspondence, letters, telegrams, reports and papers of every description between the liquidators of the Charing Cross Bank or of A. W. Carpenter or anyone on their behalf, and any member of the government, or official thereof, regarding the affairs of the Atlantic, Quebec and Western railway, the Quebec Oriental railway, or the new Canadian Company, limited. Presented 18th January, 1911.—*Mr. Ames.*
Not printed.
- 90.** Return to an order of the House of Commons, dated 14th December, 1910, for a return showing how many wireless telegraph stations are owned by the government where are they located, the cost of each, and the revenue derived from each; what stations are leased, to whom they are leased, the amount of rental received each year and the period covered by said lease. Presented 18th January, 1911.—*Mr. Armstrong.*
Not printed.
- 91.** Return to an order of the House of Commons, dated 15th March, 1910, for a return showing the names of all persons who have been fined for breach of fisheries regulations in the coast waters of the counties of Pictou and Cumberland, Nova Scotia, and Westmorland, New Brunswick, during the years 1907, 1908 and 1909, together with a full statement of the penalties inflicted, moneys collected, and fines or portion thereof remitted, if any, in each case. and for a copy of all instructions issued, reports, correspondence and documents relating in any manner thereto. Presented 18th January, 1911.—*Mr. Rhodes.**Not printed.*
- 91^a.** Return to an order of the House of Commons, dated 11th January, 1911, for a return showing the names of all persons who have been fined for breach of fishery regulations in the coast waters of Prince Edward Island since the year 1900 up to this date, together with a statement of the penalties inflicted, moneys collected, and fines or portions thereof remitted, in each case; and for a copy of all instructions issued, reports, correspondence and documents relating in any manner thereto. Presented 6th March, 1911.—*Mr. Fraser.**Not printed.*

 CONTENTS OF VOLUME 23—*Continued.*

- 92.** Return to an order of the House of Commons, dated 16th January, 1911, for a copy of the mailing list, and names of all parties to whom the Department of Labour mailed or otherwise sent copies of the *Labour Gazette* during the year 1910, and of the names of all correspondents that report to the department on labour topics for the purposes of the *Labour Gazette*. Presented 18th January, 1911.—*Mr. Currie (Simeoe)*.
Not printed.
- 93.** Return to an order of the House of Commons, dated 7th December, 1910, for a copy of all correspondence and other papers and documents that have passed between the government and any party or parties during the past year in connection with the dredging of the Napanee river; also any instruction given by the minister in connection therewith? Presented 18th January, 1911.—*Mr. Wilson (Lennox and Addington)*...*Not printed.*
- 93a.** Return to an address of the House of Commons, dated 12th December, 1910, for a copy of all correspondence, specifications, tenders, orders in council, and other papers relating to a contract or contracts entered into by the Department of Public Works for dredging in Miramichi Bay, New Brunswick, since the close of the last fiscal year. Presented 13th February, 1911. *Mr. Crocket*...*Not printed.*
- 93b.** Return to an order of the House of Commons, dated 23rd January, 1911, for a summary report on the state of the dredging works executed in the River Des Prairies up to the present time, making specially known the length, depth and width of the canal dredged up to date, and the amount expended on this work. Presented 22nd March 1911.—*Mr. Wilson (Laval)*...*Not printed.*
- 93c.** Return to an order of the House of Commons, dated 23rd January, 1911, for a return showing:—1. A copy of the report of the engineer who made the survey and estimate of the Back River or Rivière des Prairies, between the eastern end of the Island of Montreal and the Lake of Two Mountains, in the province of Quebec, in view of the dredging and deepening of said river.
2. Details of work and expenditure to date in connection with the said work.
3. Estimate of cost of work remaining to be done and especially of the part between Bourde à Plouffe and the Lake of Two Mountains. Presented 22nd March, 1911.—*Mr. Monk*...*Not printed.*
- 93d.** Return to an order of the House of Commons, dated 11th January, 1911, for a return showing during the seasons 1904, 1905, 1906, 1907, 1908, 1909 and 1910, what amounts were paid to Messrs. Dussault & Lemieux, dredging contractors, for work done by the *International*, the government dredge, leased to the said contractors, as far as the same can be ascertained. Presented 28th March, 1911.—*Mr. Sharpe (Ontario)*.
Not printed.
- 94.** Return to an order of the House of Commons, dated 5th December, 1910, for a return showing the names and dates of first appointment of all lighthousekeepers, from Quebec to the sea, in the river and Gulf of St. Lawrence; also their present salaries, with an indication in each case of what they are obliged to provide for the lighthouse or signal service, and the amount of indemnity granted them for such provision. Also the rules or regulations which provide for the regular increase of their salaries. Presented 19th January, 1911.—*Mr. Monk*...*Not printed.*

CONTENTS OF VOLUME 23—Concluded.

- 94a.** Return to an order of the House of Commons, dated 26th January, 1911, for a return giving the names of the lighthouse keepers on the St. Lawrence, between Quebec and Montreal, since the 12th April, 1887, and what yearly salary has been paid them respectively since that date. Presented 27th February, 1911.—*Mr. Blondin.*
Not printed.
- 95.** Return to an address of the House of Commons, dated 5th December, 1910, a copy of a Report by Mr. W. T. R. Preston, Commissioner of Trade and Commerce in Holland *re* the establishment of a Netherland loan company in Canada; of all communications between the Department of Trade and Commerce and any other department of the government and Mr. Preston on the subject matter of this report; a copy of all correspondence between Mr. Preston and any person or persons in Holland regarding proposed operations of a Dutch Loan Company in Canada, and a copy of correspondence or communications of any nature whatsoever between the government or the department with any persons relating to this question. Presented 19th January, 1911.—*Mr. Monk.**Not printed.*
- 95a.** Return to an order of the House of Commons, dated 22nd November, 1909, for a copy of all correspondence, petitions, reports written representations in the hands of the government, or any department of the same, concerning the commercial or trade mission to Japan of W. T. R. Preston, as Canadian Trade Commissioner for Canada, and of the reports of said commissioner, as well as all other reports and despatches received by the government in connection with the execution of said mission. Presented 6th February, 1911.—*Monk.**Not printed.*
- 95b.** Supplementary return to an order of the House of Commons, dated 22nd November, 1909, for a copy of all correspondence, petitions, reports, written representations in the hands of the government, or any department of the same, concerning the commercial or trade mission to Japan of W. T. R. Preston, as Canadian Trade Commissioner for Canada, and of the reports of said commissioner, as well as all other reports and dispatches received by the government in connection with the execution of said mission. Presented 13th February, 1911.—*Mr. Monk.**Not printed.*
- 95c.** Return to an order of the House of Commons, dated 6th February, 1911, for a copy of all correspondence between any department of the government and Mr. W. T. R. Preston, Trade Commissioner in Holland, regarding the Netherlands Land Company, since the date of the last resolution adopted by this House, calling for the same at the present session; also a copy of the official document issued by the government respecting the high regard in which western farm lands are held by some of the principal loan and investment companies. Presented 23rd February, 1911.—*Mr. Monk.**Not printed.*

CONTENTS OF VOLUME 24.

- 95d.** Copy of the Treaty of Commerce and Navigation between Great Britain and Japan, signed at London, 3rd April, 1911. Presented 20th April, 1911, by Hon. W. S. Fielding.
Printed for sessional papers.
- 95e.** Papers with reference to treaty with Japan. Presented 17th May, 1911, by Hon. W. S. Fielding.*Printed for sessional papers.*
- 96.** Return to an order of House of Commons, dated 11th January, 1911, for a copy of all applications, reports, records, correspondence, &c., in connection with the entry or cancellation proceedings in respect of the s.w. $\frac{1}{4}$ section 10, township 38, range 15, west 2nd meridian. Presented 19th January, 1911.—*Mr. Lake.**Not printed.*

 CONTENTS OF VOLUME 24—*Continued.*

- 96a.** Return to an order of the House of Commons, dated 7th December, 1910, for a copy of all applications, correspondence, and other documents in reference to sections 11, 12, 14, 22, 24, 28, 30, 32, 34, and 36 in township 10, range 22, west of the 4th meridian. Presented 1st February, 1911.—*Mr. Wallace*. *Not printed.*
- 96b.** Return to an order of the House of Commons, dated 8th February, 1911, for a copy of all letters, telegrams and correspondence between the Department of the Interior or any of its officials and Mr. J. Krenzer, or their solicitor, or one Mr. Wolf, and of all reports of the officials of the said department respecting the south half section 28, township 27, range 18, west of the 2nd principal meridian, and also all correspondence, letters and telegrams between the department and one Thomas Greenway or his brother respecting the said lands; and all correspondence between the department and its officials respecting the said lands; and all papers, reports, correspondence and documents put in the files of the department, since the 1st of April, in relation to the dispute between said Krenzer and said Greenway. Presented 22nd February, 1911.—*Mr. Staples*. *Not printed.*
- 97.** Minutes of conference held at Washington the 9th, 10th, 11th and 12th January, 1911, as to the application of the award delivered on the 7th September, 1910, in the North Atlantic coast fisheries arbitration to existing regulations of Canada and Newfoundland. Presented 19th January, 1911, by Sir Allen Aylesworth.
Printed for both distribution and sessional papers.
- 97a.** Copy of order in council approved by His Excellency the Governor General in Council on the 21st January, 1911, relating to changes in the fishery regulations under section 54 of "The Fisheries Act," chapter 45 of the revised statutes of Canada, 1906, in conformity to the agreement made at the conference held at Washington, January, 1911. Also despatch from Mr. Bryce to Lord Grey. Presented 25th January, 1911, by Hon. L. P. Brodeur. *Printed for both distribution and sessional papers.*
- 97b.** (1) Copy of Hague Tribunal Award concerning Atlantic fisheries given 7th September, 1910;
(2) Extracts from the special fishery regulations for the province of Quebec;
(3) Protocol 30 containing statements of the acts of Newfoundland and Canada objected to by the United States authorities.
On motion of Mr. Brodeur, it was ordered, That Rule 74 be suspended, and that the foregoing papers in connection with the "Hague Tribunal Award," be printed forthwith, and put under the same cover as the documents the printing of which was ordered at the sitting of the House on the 25th January, 1911. Presented 27th January, 1911, by Hon. L. P. Brodeur.
Printed for both distribution and sessional papers.
- 98.** Return to an order of the House of Commons, dated 11th January, 1911, for a copy of all memorials, petitions and requests received by the government since last session advocating the enlargement of the Welland canal, as well as all memorials, petitions, resolutions, &c., favouring the construction of the Montreal and Georgian Bay canal. Presented 20th January, 1911.—*Mr. Hodgins*. *Not printed.*
- 98a.** Return to an order of the House of Commons, dated 11th January, 1911, for a copy of the lease made between the government and the Canadian Light and Power Company relating to the Beauharnois canal. Presented 20th January, 1911.—*Mr. Lortie*.
Not printed.

 CONTENTS OF VOLUME 24—*Continued.*

- 98b.** Return to an order of the House of Commons, dated 23rd January, 1911, for a return showing in detail:—1. All sums paid by the concessionaires or grantees of the Beauharnois canal as rental or royalties upon the rights conveyed to them by the Crown on the Beauharnois canal, or paid by their assigns in the enjoyment of the said rights, since the concession.
2. Of all sums paid or expended by the government upon the said canal since the date of the said concession.
3. Of all sums actually due the Crown by the grantees or assigns for the use of the said canal or in connection therewith. Presented 7th February, 1911.—*Mr. Monk.*
Not printed.
- 98c.** Supplementary return to an order of the House of Commons, dated 11th January, 1911, for a copy of all memorials, petitions and requests received by the government since last session advocating the enlargement of the Welland canal, as well as all memorials, petitions, resolutions, &c., favouring the construction of the Montreal and Georgian Bay canal. Presented 10th February, 1911.—*Mr. Hodgins.* . . . *Not printed.*
- 98d.** Return to an order of the House of Commons, dated 1st February, 1911, for a copy of all leases, agreements and contracts made with any person, persons, company or corporations, granting by way of lease or otherwise, any water powers on or along the Trent Valley canal; together with any correspondence in connection with same. Presented 9th March, 1911.—*Mr. Roche.* *Not printed.*
- 98e.** Return to an address of the House of Commons, dated 23rd January, 1911, for a copy of all correspondence concerning the lease or alienation of the Beauharnois canal, of all reports called for by the government and made concerning the said alienation by experts, officers of the departments or others, of all orders in council respecting said alienation and of the deed or deeds between the Crown and the concessionaires embodying the said lease or alienation and respecting also any transfers of their rights and privileges by the original grantees. Presented 14th March, 1911.—*Mr. Monk.* *Not printed.*
- 99.** Return to an order of the House of Commons, dated 12th December, 1910, for a statement showing the amounts paid by the several government departments since 1st January, 1908, to the following law firms, or to any member thereof, and what has been in each case the nature of the service rendered; Messrs. Dandurand, Hibbard & Company, Montreal; Stewart, Cox & McKenna, Montreal; Smith, Markay & Company, Montreal; Hibbard, Boyer & Gosselin, Montreal. Presented 23rd January, 1911.—*Mr. Reid (Grenville).* *Not printed.*
- 100.** Return to an order of the House of Commons, dated 14th December, 1910, for a return showing the cost of the Senate of Canada for each year since the fiscal year 1896. under the headings of number of senators, indemnity, travelling expenses, printing, staff, and contingencies. Presented 23rd January, 1911.—*Hon. Mr. Foster.*
Not printed.
- 101.** Return to an order of the House of Commons, dated 16th January, 1911, for a return showing the names of the United States consuls or consular officers in the Dominion, the districts over which each has consular authority, the scale of fees which is exacted by them for certification of exports to the United States and the number of certified lots of goods exported under certificate during the year 1910. Presented 24th January, 1911.—*Mr. Rhodes.* *Not printed.*

CONTENTS OF VOLUME 24—Continued.

- 102.** Return to an order of the House of Commons, dated 7th December, 1910, for a copy of all customs entries made at Vancouver, British Columbia, for goods entered free of duty by each of the following parties during each of the years 1901, 1902, 1903, 1904, 1905, 1906, 1907, 1908, 1909 and 1910:—Robert Kelly, by himself, agent, or broker for him; Kelly, Douglas & Company, or agent, or broker, for them; and by any or all of the departments of the Dominion government; also by any other person, firm or firms, or broker, having been allowed to make free entry at Vancouver, British Columbia, during above years, declared as for supply to the Dominion government. Presented 24th January, 1911.—*Mr. Barnard*.. . . .*Not printed.*
- 102a.** Return to an order of the House of Commons, dated 23rd January, 1911, for a return showing the average value for duty in 1896 and 1910, respectively, of the unit of each article or commodity enumerated in the schedules of the Customs Act, on which an ad valorem duty was payable together with the rate of duty, the amount on which duty was paid, and the amount of duty paid for each year, with the totals, respectively. Presented 13th February, 1911.—*Hon. Mr. Foster*.. . . .*Not printed.*
- 103.** Return to an order of the House of Commons, dated 7th December, 1910, for a return showing the names, respective ages, when appointed, and pay received, by the sessional employees of the House of Commons. Presented 25th January, 1911.—*Mr. Sproule*.. . . .*Not printed.*
- 103a.** Return to an order of the House of Commons, dated 13th February, 1911, for a return showing the names and addresses of all sessional employees of the House of Commons, beginning with the session immediately subsequent to the elections of 1896, and for each year succeeding, to and including the present session, their duties in each case, their home addresses, their salaries, their transfers in each and every case to either other appointments of the sessional staff or to permanent employment in any department, the dates of each such appointment or transfer, upon whose recommendation each such appointment was made, their dismissals, if any, and the reasons therefor. Presented 28th March, 1911.—*Mr. Sharpe (Ontario)*.. . . .*Not printed.*
- 104.** Return to an order of the House of Commons, dated 5th December, 1910, for a return showing the date of the opening and closing of parliament for each year from 1896 to 1910, and the number of days the House and Senate was in session for each of these years. Presented 27th January, 1911.—*Hon. Mr. Foster*.. . . .*Not printed.*
- 105.** Return to an order of the House of Commons, dated 23rd January, 1911, for a copy of all letters, telegrams, correspondence, petitions and communications referring in any manner to the establishment or maintenance of the mail route from Athol post office to South Athol, county of Cumberland, N.S. Presented 27th January, 1911.—*Mr. Rhodes*.. . . .*Not printed.*
- 106.** Return to an order of the House of Commons, dated 11th January, 1911, for a copy of all correspondence, telegrams or memoranda had between this government, or any member thereof, and the provincial government of Alberta and Saskatchewan, or either of them, or any of their members, in reference to securing control by such provincial governments of the lands, timber, water powers, coal and other minerals, or any of the natural resources which exist within the respective boundaries of said provinces. Presented 27th January, 1911.—*Mr. Herron*.. . . .*Not printed.*
- 106a.** Return to an order of the House of Commons, dated 13th February, 1911, for copies of any correspondence between the government of the Dominion, or any member thereof, and the provincial governments of Alberta and Saskatchewan, or either of

 CONTENTS OF VOLUME 24—*Continued.*

them, or any of their members, in reference to securing control by such provincial governments of the lands, timber, water powers, coal and other minerals, or any of the natural resources which exist within the respective boundaries of said provinces, other than school lands. Presented 20th February, 1911.—*Mr. Lake*.*Not printed.*

107. Return to an order of the House of Commons, dated 23rd January, 1911, for a copy of all correspondence between the Minister of Justice and the Attorney General of Nova Scotia in respect to the proposed change in the constitution of the Admiralty Court for that province. Presented 30th January, 1911.—*Mr. McKenzie*.*Not printed.*
108. Return to an address of the House of Commons, dated 5th December, 1910, for a copy of the proclamation of the Governor in Council naming a day for the coming into force of an Act intituled "An Act to amend the Railway Act, 1903," chapter 31 of the Statutes of Canada of 1904 as provided for by Section 2 of that Act. Presented 30th January, 1911.—*Mr. Lennox*.*Not printed.*
109. Return to an address of the House of Commons, dated 11th January, 1911, for a statement giving a concise history of the negotiations in regard to reciprocal trade carried on since 1900 between the governments of Canada and of the Australian Commonwealth, together with a copy of official telegrams upon the same subject exchanged between the two governments, or between the official representatives thereof, since the Imperial Conference of 1907. Presented 31st January, 1911.—*Mr. Ames*.*Not printed.*
- 109a. Tariff relations between the United States and the Dominion of Canada, 1911. Presented 1st February, 1911, by Hon. W. S. Fielding.*Not printed.*
- 109b. Tariff relations between the United States and the Dominion of Canada, correspondence and statements, 1911. Presented 6th February, 1911, by Hon. W. S. Fielding.*Printed for both distribution and sessional papers.*
- 109c. Return to an order of the House of Commons, dated 27th February, 1911, for a return showing respectively, the total trade, the imports, the exports for each year from 1846 to 1876, both inclusive, between the British North American possessions, except Newfoundland, and the United Kingdom, the United States of America and other countries respectively. Presented 14th March, 1911.—*Mr. Borden*.*Not printed.*
110. Return to an order of the House of Commons, dated 16th January, 1911, for a copy of all correspondence between the Finance Department, or any of its officers, or any members of the government, and any persons or corporations with reference to the incorporation of the Farmer's Bank, or to circumstances in connection therewith. Presented 1st February, 1911.—*Hon. Mr. Foster*.*Not printed.*
- 110a. Return to an order of the House of Commons, dated 23rd January, 1911, for a copy of all correspondence between the government or any member thereof, or any official of the Department of Finance, and any person or association, with reference to the conduct and affairs of the Farmer's Bank since the date of its organization. Presented 1st February, 1911.—*Hon. Mr. Foster*.*Not printed.*
- 110b. Return to an order of the House of Commons, dated 23rd January, 1911, for a copy of the full report and finding of the curator of the Farmer's Bank, up to the time of his appointment as liquidator of the same by the shareholders for the requisition of which, authority is given to the Minister of Finance by Section 122 of the Bank Act. Presented 1st February, 1911.—*Hon. Mr. Foster*.*Not printed.*

Printed for both distribution and sessional papers.

 CONTENTS OF VOLUME 24—*Continued.*

- 110c.** Return to an address of the House of Commons, dated 16th January, 1911, for a copy of all applications, petitions, letters, telegrams and other documents and correspondence, and all orders in council and certificates, relating to or connected with the establishment of the Farmer's Bank of Canada and its operations. Presented 1st February, 1911—*Mr. Taylor (Leeds)*.
Printed for both distribution and sessional papers.
- 111.** Return to an order of the House of Commons, dated 7th December, 1910, for a return showing the total cost to date of wharves at North Bay, Burks Falls and Maganatawan, Ontario; the name, date of appointment and salary of wharfinger in each case; the schedule of fees charged to public or others for use of wharf in each case; and a detailed statement of receipts for each wharf for the years 1907, 1908, 1909, giving name of party paying and for what. Presented 2nd February, 1911.—*Mr. Arthurs*.
Not printed.
- 112.** Return to an order of the House of Commons, dated 23rd January, 1911, for a copy of all correspondence since the 1st January, 1909, with the Department of Justice or any officers of that department, making or supporting request for increase of pay to employees of the penitentiary at New Westminster; and of all reports or recommendations in that connection made by any officer of the department. Also a copy of all reports made during the period indicated, by the grand jury at New Westminster with reference to the conditions at said penitentiary. Presented 3rd February, 1911. *Mr. Taylor (New Westminster)*... ..*Not printed.*
- 113.** Report of proceedings between the Farmers' Delegation and the Prime Minister and members of the government held in the House of Commons chamber on the 16th December, 1910, with corresponding preliminary to the meeting. Presented 6th February, 1911, by Rt. Hon. Sir Wilfrid Laurier.
Printed for both distribution and sessional papers.
- 113a.** Report of proceedings of the deputation of fruit and vegetable growers and the Prime Minister and members of the government held in the House of Commons on the tenth February instant. Presented 21st February, 1911, by Rt. Hon. Sir Wilfrid Laurier.
Printed for both distribution and sessional papers.
- 113b.** Memorandum presented by the meat packers of Ontario and Quebec at a meeting held with members of the government on Monday, February 13, 1911. Presented 21st February, 1911, by Rt. Hon. Sir Wilfrid Laurier.
Printed for both distribution and sessional papers.
- 114.** Return to an address of the Senate dated 12th January, 1911, for a copy of the order in council appointing His Honour Judge Jetté, administrator of the province of Quebec during the absence of Sir Pantaléon Pelletier, as well as a copy of any instruction whatsoever in connection with such appointment. Presented 19th January, 1911.—*Hon. Mr. Landry*... ..*Not printed.*
- 115.** Return to an address of the Senate dated 17th January, 1911, calling for dates of publication and distribution to members of parliament of the English and French editions of the debates of the Senate and of the House of Commons from the year 1900 to date. Presented 25th January, 1911.—*Hon. Mr. Landry*... ..*Not printed.*
- 115a.** Return to an order of the Senate dated 17th January, 1911, for a copy of a return showing, year by year, from 1900, up to the present day, the date of the publication and distribution to members of parliament:—
1. Of the English edition of the Journals of the Senate.

 CONTENTS OF VOLUME 24—*Continued.*

2. Of the French edition of the same.
3. Of the English edition of the Journals of the House of Commons.
4. Of the French edition of the same. Presented 14th February, 1911.—*Hon. Mr. Landry*.*Not printed.*
- 115b. Return to an order of the Senate dated 17th January, 1911, for a copy of a return showing, year by year, from 1900, up to the present day, the date of the publication and distribution to members of parliament:—
1. Of the English edition of the Journals of the Senate.
2. Of the French edition of the same.
3. Of the English edition of the Journals of the House of Commons.
4. Of the French edition of the same. Presented 14th February, 1911.—*Hon. Mr. Landry*.*Not printed.*
116. Return to an address of the Senate dated 17th January, 1911, for a statement of the number of applications for and number of divorces granted by the parliament of Canada from 1894 to 1910 inclusive. Presented 24th January, 1911.—*Hon. Mr. McSweeney*.*Not printed.*
117. Return to an address of the Senate dated 22nd April, 1910, showing the expenses incurred, and the date of each of the payments made by the government for the electric installation in each of the rooms of the immigration officer at Quebec during the years 1908 and 1909. Presented 31st January, 1911.—*Hon. Mr. Landry*. 1911.—*Mr. Lennox*.*Not printed.*
118. Return to an order of the House of Commons, dated 16th January, 1911, for a return showing what amount the government paid Mr. F. H. Chrysler, K.C., for professional services between May, 1896, and 31st March, 1909, and what amount during the financial year ending 31st March, 1910; what amount since 31st March, 1910; what amount is now due by the government to Mr. Chrysler; and in what transactions or cases Mr. Chrysler is now engaged in for the government. Presented 6th February, 1911.—*Mr. Blain*.*Not printed.*
119. Return to an order of the House of Commons, dated 25th January, 1911, for a statement showing:—
1. How much wheat was exported from Canada for the crop years ending 31st August, 1908, 1909 and 1910.
2. How much wheat was exported from Canada through United States ports during 1908, 1909 and 1910, naming said ports, and amount exported from each port.
3. How many terminal grain elevators are there at Port Arthur and Fort William, and what is the name of each.
4. How much grain was shipped through each elevator at Port Arthur and Fort William during each year 1908, 1909 and 1910, and what are the names of the elevators respectively.
5. How much wheat was exported from Canada during each crop year 1908, 1909 and 1910, not passing through the terminal elevators at Port Arthur and Fort William.
6. How many men are employed by the government in connection with the terminal elevators at Port Arthur and Fort William, and what is the total salary paid the men per year. Presented 7th February, 1911.—*Mr. Schaffner*.
Printed for sessional papers.
120. Return to an order of the House of Commons, dated 18th January, 1911, for a return showing how many appointments have been made by the government from the con-

 CONTENTS OF VOLUME 24—*Continued.*

stituency of South Grey since 1904, their names, to what positions appointed, and the salary or remuneration in each case. Presented 9th February, 1911.—*Mr. Blain.*

Not printed.

- 120*a.* Return to an order of the House of Commons, dated 25th January, 1911, for a return showing the full names of the permanent and temporary employees appointed at Quebec since the first of January, 1905, in the following departments: Post Office, Customs, Inland Revenue and Public Works; the age and place of residence of each of these employees at the time of their appointment, the dates and nature of changes, promotions or increases of salary granted them since their appointment. Presented 15th February, 1911.—*Mr. Lachance.* *Not printed.*
- 120*b.* Supplementary return to an order of the House of Commons, dated 18th January, 1911, for a return showing how many appointments have been made by the government from the constituency of South Grey since 1904, their names, to what positions appointed, and the salary or remuneration in each case. Presented 20th February, 1911.—*Mr. Blain.* *Not printed.*
- 120*c.* Return to an order of the House of Commons, dated 23rd January, 1911, for a return showing how many appointments have been made by the government from the constituency of Wentworth since 1904, together with their names, to what positions appointed, and the salary or remuneration in each case. Presented 27th February, 1911.—*Mr. Blaine.* *Not printed.*
121. Return to an address dated the 24th November, 1910, for copies of all orders in council, of all decisions rendered by the Military Council or some of its members, and of all correspondence concerning the guard and escort of honour applied for in August and September last on the occasion of the visit in Quebec and Montreal of His Excellency Cardinal Vannutelli. Presented 10th February, 1911.—*Hon. Mr. Landry.*
- Not printed.*
122. Return to an address of the Senate dated 1st February, 1911, calling for copies of petitions presented by the Quebec Board of Trade, or of the resolutions adopted by it during November and December last, and transmitted to the Right Honourable the Prime Minister of this country, together with all correspondence exchanged on the subject of these resolutions. Presented 7th February, 1911.—*Hon. Mr. Landry.*
- Not printed.*
123. Return to an order of the House of Commons, dated 11th January, 1911, for a copy of all letters, agreements, telegrams, or memoranda with respect to the application for water-power, license on the Elbow river west of Calgary. Presented 13th February, 1911.—*Mr. McCarthy.* *Not printed.*
- 123*a.* Return to an order of the House of Commons, dated 18th January, 1911, for a copy of all correspondence had between the government, or any member thereof, and the Municipal Council of the City of Calgary, or any member thereof, regarding the conserving of the water flow of the Elbow river above the intake established by the said city in connection with their water works system. Presented 16th February, 1911.—*Mr. McCarthy.* *Not printed.*
124. Return to an order of the House of Commons, dated 26th January, 1911, for a statement showing the amounts paid by the various departments of the government to the Sherwin-Williams Company for paints and other goods in the years 1906, 1907, 1908, 1909 and 1910. Presented 14th February, 1911.—*Mr. Boyce.* *Not printed.*

CONTENTS OF VOLUME 24—Continued.

- 125. Return to an order of the Senate dated 18th January, 1911, showing:
 - 1. In 1884, did a federal statute (47 Vict., ch. 78) confirm the legal existence of the Quebec Bridge Company?
 - 2. In 1901, did not another federal statute (1 Edward VII, ch. 81), give birth to a company known as "The Quebec Terminal and Railway Company"?
 - 3. In 1903, after having been, for two years, completely distinct from one another, did not the two above-mentioned companies amalgamate, constituting a new company, to which a federal statute (3 Edward VII, ch. 177) gave the name of "The Quebec Bridge and Railway Company"?
 - 4. Was it not during the same year 1903, that were signed between the Quebec Bridge and Railway Company, the agreements which gave to the government the power to substitute itself to the bridge company and to complete at a certain date the colossal enterprise of the construction of a bridge over the St. Lawrence near Quebec?
 - 5. Was not this substitution of the government to a private company confirmed by federal legislation in 1908 at the time of the adoption by parliament of chapter 59 of 7-8 Edward VII?
 - 6. Under the said legislation, has the government passed an order in council enacting that it take hold of the whole of the undertaking, assets, properties and concessions of the said Quebec Bridge and Railway Company?
 - 7. When was this order in council passed?
 - 8. What composes the whole of the undertaking, assets, properties and concessions of the said company mentioned in the laws?
 - 9. Has any part of the said whole of the undertaking, assets, properties and concessions of the company been transferred to the Grand Trunk Pacific Railway Company, or to the National Transcontinental Commission?
 - 10. What was the part so transferred?
 - 11. Does it comprise the bridge or some of the railway lines from the bridge and ending at the city of Quebec or at some place on the line of the Canadian Pacific railway, on the north, and of the Grand Trunk railway on the south of the river?
 - 12. Are not the construction of the bridge and of the railway lines from the bridge, north and south of the St. Lawrence river, under the exclusive jurisdiction of the government who have kept the entire control thereof? Presented 14th February, 1911.—*Hon. Mr. Landry* *Not printed.*

- 125a. Return to an address of the Senate dated 22nd February, 1911, for a copy of the order in council, dated 17th August, 1908, authorizing the transfer to the government of the Quebec bridge, and of all the assets, franchises and privileges then the property of the Quebec Bridge and Railway Company. Presented 8th March, 1911.—*Hon. Mr. Landry* *Not printed.*

- 126. Return to an order of the House of Commons, dated 7th December, 1910, for a copy of all papers, reports, valuations, plans, documents, contracts, advertisements, tenders, offers, and letters, relating to the sale and disposition of the property purchased by the government for a barracks site at Toronto, and recently sold by the government, generally known as the Baby Farm or property; and more particularly, all correspondence, valuations or opinions as to the value of the said property, and as to the method of disposal thereof; and also a copy of advertisements, number of insertions, and names of papers in which same appeared, in the possession of the Department of Militia, or any other department of the government. Presented 10th February, 1911.—*Mr. Macdonell* *Not printed.*

CONTENTS OF VOLUME 24—Continued.

127. Return to an order of the Senate dated 17th January, 1911, for a return showing, in as many distinct columns:—

1. The names of all departments obliged by law to lay before parliament reports of their annual operations.

2. The date fixed by law for the laying of the said reports before parliament.

3. The date on which the said reports have been laid for the fiscal year ending 31st March, 1910, stating whether it was the English or the French edition which was so laid.

4. The date of the publication and distribution of the French edition of the said reports.

5. The title of the reports which, up to the 15th January, 1911, nine months and a half, after the fiscal year ending the 31st March, 1910, have not yet been published in French.

6. The titles of the reports which, up to the 15th January, 1911, twenty-one months and a half after the fiscal year ending the 31st March, 1909, have not yet been published in French. Presented 16th February, 1911.—*Hon. Mr. Landry... Not printed.*

128. Return to an order of the House of Commons, dated 9th January, 1911, for a return showing the date of incorporation, a copy of the Act of incorporation, and any subsequent amendments thereto, all petitions, correspondence, applications and other papers or data asking for or relating to the grant of subsidy thereto, a copy of all contracts for construction, the subsidies granted and the several payments of the same, the dates of payment and the persons to whom cheques were issued therefor, a copy of engineer's reports and certificates on which payment was authorized in each case, the number of miles completed, the number now being operated, the number of miles still to be finished, the total cost to date and the estimated cost of completion, and the present condition of the road, in the case of the Atlantic, Quebec and Western Railway Company, the Quebec and Oriental R. R. Company and the new Canadian company. Also the shareholders, directors and officers of each of these companies, the capital subscribed and paid up by each subscriber, the amounts paid out each year to directors and officers as fees and salaries, the amount paid for promotion or other expenses, in detail, for each of the above companies. In the case of any mileage operated, the yearly revenues and working expenses. Presented 17th February, 1911.—*Hon. Mr. Foster... Not printed.*

128a. Supplementary return to an order of the House of Commons, dated 23rd January, 1911, for a return showing the date of incorporation, a copy of the Act of incorporation, and any subsequent amendments thereto, all petitions, correspondence, applications and other papers for data asking for or relating to the grant of subsidy thereto, a copy of all contracts for construction, the subsidies granted and the several payments of the same, the dates of payment and the persons to whom cheques were issued therefor, a copy of engineer's reports and certificates on which payment was authorized in each case, the number of miles completed, the number now being operated, the number of miles still to be finished, the total cost to date and the estimated cost of completion, and the present condition of the road, in the case of the Atlantic, Quebec and Western Railway Company, the Quebec and Oriental R. R. Company and the new Canadian company. Also the shareholders, directors and officers of each of these companies, the capital subscribed and paid up by each subscriber, the amounts paid out each year to directors and officers as fees and salaries, the amount paid for promotion or other expenses, in detail, for each of the above expenses. In the case of any mileage operated, the yearly revenues and working expenses. Presented 17th March, 1911.—*Hon. Mr. Foster... Not printed.*

 CONTENTS OF VOLUME 24—*Continued.*

- 128b.** Further supplementary return to an order of the House of Commons, dated 23rd January, 1911, for a return showing the date of incorporation, a copy of the Act of incorporation, and any subsequent amendments thereto, all petitions, correspondence, applications and other papers or data asking for or relating to the grant of subsidy thereto, a copy of all contracts for construction, the subsidies granted and the several payments of the same, the dates of payment and the persons to whom cheques were issued therefor, a copy of engineer's reports and certificates on which payment was authorized in each case, the number of miles completed, the number now being operated, the number of miles still to be finished, the total cost to date and the estimated cost of completion, and the present condition of the road, in the case of the Atlantic, Quebec and Western Railway Company, the Quebec and Oriental R. R. Company, and the new Canadian company. Also the shareholders, directors and officers of each of these companies, the capital subscribed and paid up by each subscriber, the amounts paid out each year to directors and officers as fees and salaries, the amount paid for promotion or other expenses, in detail, for each of the above companies. In the case of any mileage operated, the yearly revenues and working expenses. Presented 28th March, 1911.—*Hon. Mr. Foster.**Not printed.*
- 129.** Return to an order of the House of Commons, dated 19th January, 1910, for a return showing in the construction of drill halls or armouries, or the leasing of sites for camps of instruction, in how many and what instances municipalities, regiments, or individuals, have contributed to the cost of the same in the way of concessions, sites, or moneys, and the amount in each case since 1904. Presented 20th February, 1911.—*Mr. Worthington.**Not printed.*
- 130.** Return to an order of the House of Commons, dated 23rd January, 1911, for a copy of all correspondence with the Department of the Interior or any officer thereof in regard to half-breed scrips numbers A. 8931 and A. 9970 issued to Joseph William Malbœuf, together with a copy of all documents in any way relating to the said scrips. Presented 20th February, 1911.—*Mr. Martin (Regina).**Not printed.*
- 130a.** Return to an order of the House of Commons, dated 18th January, 1911, for a copy of all correspondence, reports, letters, telegrams and other documents, exchanged between the Right Reverend George Holmes, D.D., of Lesser Slave Lake, or anyone on his behalf, and the Minister of the Interior, or any official or temporary employee of the government, in reference to the issue or application of half-breed scrip. Presented 22nd February, 1911.—*Mr. Ames.**Not printed.*
- 131.** Return to an order of the Senate dated 9th February, 1911, for a return showing the importations by the Dominion from the United States in the year 1910 of the following commodities:—
1. Beef and live cattle. 2. Sheep. 3. Poultry. 4. Ham. 5. Pork. 6. Bacon, 7. Flour. 8. Wheat. 9. Barley.
- With the value of the different articles.
- Showing also the exportations from the Dominion to the United States of the corresponding products with their relative value. Presented 22nd February, 1911.—*Hon. Mr. Macdonald (B.C.).**Printed for sessional papers.*
- 131a.** Return to an order of the Senate dated 10th February, 1911, for a return showing in as many distinct columns, for the last five years, with an additional column containing the average thereof:—
- I. The quality and value of each of the following products.—

 CONTENTS OF VOLUME 24—*Continued.*

1. Live stock. 2. Pork and bacon. 3. Potatoes. 4. Eggs. 5. Butter. 6. Cheese. 7. Maple sugar. 8. Fruit. 9. Garden products. 10. Hay. 11. Wheat. 12. Flour. 13. Oats. 14. Other natural products. 15. Agricultural implements.

Of Canadian origin exported to:—(a) the United States; (b) the English market; (c) other countries.

II. The quantity and quality of the same articles, together with the amount of duty collected on each of them for consumption and imported from:—(a) the United States; (b) the British Isles; (c) other countries. Presented 14th March, 1911.—*Hon. Mr. Landry*.. . . .*Not printed.*

132. Return to an order of the House of Commons, dated 23rd January, 1911, for a copy of all correspondence between the Department of the Interior, or any of its officers, and any other persons, respecting the timber on the Fanny Louise Irwin homestead in the District of Chilliwack, British Columbia, including any instructions to solicitors to issue a writ in Exchequer Court for cancellation of timber rights not reserved in Crown grant of the homestead. Presented 20th February, 1911.—*Mr. Taylor (New Westminster)*.. . . .*Not printed.*
133. Return to an order of the House of Commons, dated 18th January, 1911, for a return showing the total acreage of school lands sold in the provinces of Alberta and Saskatchewan in each of the years 1906, 1907 and 1908, with the average prices realized, also a statement of sales of such lands in each said province since 1st of January, 1909, to date, giving the places at which each sale was held and date of sale; the description of the land sold; the upset price at which it was offered and the price realized; and the area of land in each township, in which these school lands are located, that was under cultivation at the time it was decided to sell the school lands therein. Presented 20th February, 1911.—*Mr. McCarthy*.. . . .*Not printed*
134. Return to an order of the House of Commons, dated 15th December, 1909, for a copy of all papers, letters, telegrams, documents, petitions, reports and correspondence with reference to, or in any way concerning the appointment of a government weigher at Montreal. Presented 20th February, 1911.—*Mr. Armstrong*.. . . .*Not printed.*
135. Supplementary return to an order of the House of Commons, dated 28th February, 1910, for a return showing the number of persons in the employ of each department of the government during the year 1909 under the following heads: (a) civil service employees at Ottawa; (b) civil service employees outside of Ottawa; (c) in stated and regular employ, but not under the Civil Service Act, giving the distinctive service of each group; (d) those in temporary or casual employment, giving the distinctive work of each group, and also showing the total amount paid under each head. Presented 20th February, 1911.—*Hon. Mr. Foster*.. . . .*Not printed.*
136. Return to an order of the House of Commons, dated 30th January, 1911, for a return showing the total quantity of coal delivered to ship at Pictou, in each year during which the SS. *Stanley* has been engaged in the winter service between Prince Edward Island and Nova Scotia, and the cost thereof.
- Also, statements showing the total cost of putting coal aboard; the quantity of freight handled at Pictou, and the total cost of handling such freight. Presented 21st February, 1911.—*Mr. Stanfield*.. . . .*Not printed.*
- 136a. Return to an order of the House of Commons, dated 30th January, 1911, for a return showing the total quantity of coal delivered to ship at Pictou, in each year during which the SS. *Earl Grey* has been engaged in the winter service between Prince Edward Island and Nova Scotia, and the cost thereof.

CONTENTS OF VOLUME 24—Continued.

Also, statements showing the total cost of putting coal aboard; the quantity of freight handled at Pictou, and the total cost of handling such freight. Presented 21st February, 1911.—*Mr. Stanfield*. *Not printed.*

- 136b.** Return to an order of the House of Commons, dated 30th January, 1911, for a return showing the total quantity of coal delivered to ship at Pictou, in each year during which the SS. *Stanley* has been engaged in the winter service between Prince Edward Island and Nova Scotia, and the cost thereof.

Also, statements showing the total cost of putting coal aboard; the quantity of freight handled at Pictou, and the total cost of handling such freight. Presented 21st February, 1911.—*Mr. Stanfield*. *Not printed.*

- 137.** Return to an order of the House of Commons, dated 6th February, 1911, for a copy of the last advertisement for tenders, and the specification and contract or proposed contract for the erection of the Quebec bridge. Presented 21st February, 1911.—*Mr. Lennox*. *Not printed.*

- 137a.** Return to an address of the House of Commons, dated 5th December, 1910:—

1. For a return showing the contract between the Quebec Bridge and Railway Company and M. P. Davis, dated July 27, 1903, providing for the construction of the lines of railway connecting the Quebec bridge with the city of Quebec and with certain other railways, the tender upon which the contract was based, and the estimated cost at the time of the contract based upon the scheduled quantities and prices.

2. The agreement transferring this undertaking to the government, and of all correspondence and documents in connection therewith and of the order in council of 16th February, 1909, transferring it to the commissioners of the Transcontinental railway.

3. And stating the mileage of the lines of railway embraced in this contract.

4. The sums paid on account by the Quebec Bridge and Railway Company, and the purposes for which it was paid.

5. The amount owing or claimed by the contractor for work done or material supplied up to the time the undertaking was taken over by the government, and the date of taking it over, the amount paid or undertaken to be paid by the government to the company or its members, the estimated amount at that time required to complete the work, the amount the government or commissioners have since paid and the estimated amount yet to be paid.

6. And setting forth the reasons for taking the undertaking out of the hands of the Bridge and Railway Company and for transferring it to the commissioners.

7. Any other sums paid, allowed or assumed for or on account of this company or its members, and the account on which paid, allowed or assumed. Presented 28th March, 1911.—*Mr. Lennox*. *Not printed.*

- 137b.** Return to an address of the House of Commons, dated 6th March, 1911, for a copy of the order in council appointing, or providing for the appointment of, the engineers to prepare and determine upon plans and specifications, and superintend the construction of the Quebec bridge, and of all instructions, correspondence, writings and documents, in connection with these appointments, including the two additional engineers; and also a copy of any subsequent orders in council, or any instructions, correspondence, &c., relating to the refusal of any of the engineers to act, or continue in office, or the retirement, or substitutions of engineers. Presented 12th April, 1911.—*Mr. Lennox*. *Not printed.*

- 137c.** Return to an order of the House of Commons, dated 10th April, 1911, for a copy of all correspondence between the Department of Labour and various labour organizations,

 CONTENTS OF VOLUME 24—*Continued.*

- or their officers, in connection with the Quebec bridge. Presented 20th April, 1911.—*Mr. Ames.* *Not printed.*
- 137*d.* Return to an order of the Senate dated 24th November, 1910, calling for a copy of all correspondence between the government, some of its members or employees, and the engineers appointed to prepare the plans of the new bridge to replace the one which collapsed at Quebec in the year 1907. Presented 20th April, 1911.—*Hon. Mr. Landry.* *Not printed.*
138. Report of the Ottawa Improvement Commission for the fiscal year ending 31st March, 1910, &c. Presented 21st February, 1911, by Hon. W. S. Fielding. *Not printed.*
139. Fourth Joint Report of the Commissioners for the demarcation of the meridian of the 141st degree of west longitude (Alaskan boundary) appointed in virtue of the first article of the convention between Great Britain and the United States, signed at Washington on the 21st April, 1906. Presented 21st February, 1911, by Rt. Hon. Sir Wilfrid Laurier. *Printed for sessional papers.*
140. A return to an address of the Senate dated 20th January, 1911, calling for copies of all orders in council and ordinances, and of all correspondence exchanged between the parties interested in the subject:—
1. Of the lease, before 1896, to Mr. Georges Tanguay of a military property belonging to the government and situated on des Ramparts street at Quebec.
 2. Of the requests made by other persons at that time, to purchase or lease the property in question.
 3. Of the sale of the same property to the same Georges Tanguay, agreed to by the present government about 1897. Presented 21st February, 1911.—*Hon. Mr. Landry.* *Not printed.*
141. Return to an order of the House of Commons, dated 7th December, 1910, for a statement showing the disposition made by the government during the past year of the following:—public lands, timber limits, mineral areas, water-powers and fishing rights. Presented 22nd February, 1911.—*Mr. Sharpe (Lisgar).* *Not printed.*
- 141*a.* Supplementary return to an order of the House of Commons, dated 7th December, 1910, for a statement showing the disposition made by the government during the past year of the following:—public lands, timber limits, mineral areas, water-powers and fishing rights. Presented 19th May, 1911.—*Mr. Sharpe (Lisgar).* *Not printed.*
142. Return to an order of the House of Commons, dated 11th January, 1911, for a return showing the concessions granted to Canada by British countries, the products of which may be imposed into Canada under the preferential tariff. Presented 23rd February, 1911.—*Mr. Ames.* *Not printed.*
143. Order in council, correspondence, &c., in respect to a resolution of the Legislative Assembly of the province of Saskatchewan, declaring it desirable that the parliament of Canada should create out of the public domain within the province, a suitable land grant for the University of Saskatchewan. Presented 23rd February, 1911, by Rt. Hon. Sir Wilfrid Laurier. *Not printed.*
144. Return to an order of the House of Commons, dated 23rd January, 1911, for a return showing:—1. All grants, leases, licenses, and concessions given to individuals or corporations of water power rights or privileges on the Winnipeg river at present in force. 2. The names and descriptions of such power sites. 3. The terms and conditions upon which they are respectively held. 4. The dates upon which these powers

 CONTENTS OF VOLUME 24—*Continued.*

or privileges were respectively given. 5. What constitutes forfeiture. 6. What grants, leases or licenses have been forfeited. 7. The general rules and regulations, if any, applying to the giving and holding of the water-powers on this river. 8. The amount of development effected by the grantees or lessees respectively. 9. What title or interest the Dominion claims in the running water, the bed of the river, and the banks thereof. Presented 24th February, 1911.—*Mr Haggart (Winnipeg).*

Not printed.

145. Return to an order of the House of Commons, dated 5th December, 1910, for a return showing the total number of accidents on railways in Canada since 1st April, 1909, and up to date; the number of fatal accidents; the number on each railway, and the causes of the same. Also, the number of accidents on construction work, fatal or otherwise, on the Canadian Northern and the Grand Trunk Pacific railways, and the causes of the same. Presented 24th February, 1911.—*Mr. Smith (Nanaimo).*
- Not printed.*
146. Return to an order of the Senate dated 24th January, 1911, showing, year by year, from 1st July, 1896, up to date, the amounts paid to Mr. J. B. Laliberté, of Quebec, merchant, by each of the departments of the government of this country. Presented 24th February, 1911.—*Hon. Mr. Landry.**Not printed.*
147. Return to an order of the Senate dated 25th January, 1911, for the production of a statement showing, year by year, from the 1st July, 1896, up to this date, the sums of money paid to the newspaper, the *Daily Telegraph*, of Quebec, by each of the different departments of the government of this country. Presented 24th February, 1911.—*Hon. Mr. Landry.**Not printed.*
148. Return to an order of the Senate dated 26th January, 1911, for a return showing, year by year, since 1st July, 1896, up to date, the amounts paid to Mr. Louis Letourneau, of Quebec, or to the Quebec Preserving Company, by each of the departments of the government of this country. Presented 24th February, 1911.—*Hon. Mr. Landry.*
- Not printed.*
149. Return to an order of the Senate dated 27th January, 1911, for the production of a return showing, year by year, from the 1st of July, 1896, to this date, the sums of money paid to Messrs. Samson and Filion, of Quebec, merchants, by each of the different departments of the government of this country. Presented 24th February, 1911.—*Hon. Mr. Landry.**Not printed.*
150. Return to an order of the Senate dated 27th January, 1911, for the production of a return showing, year by year, from the 1st July, 1896, to this date, the sums of money paid to Mr. C. E. Taschereau, of Quebec, notary, by each of the different departments of the government of this country. Presented 24th February, 1911.—*Hon. Mr. Landry.**Not printed.*
151. Return to an order of the Senate dated 27th January, 1911, for the production of a return showing, year by year, from the 1st July, 1896, to this date, the sums of money paid to Mr. George Tanguay, of Quebec, by each of the different departments of the government of this country. Presented 24th February, 1911.—*Hon. Mr. Landry.**Not printed.*
152. Return to an order of the House of Commons, dated 6th February, 1911, for a copy of the curator's reports in the cases of all banks for which curators have been appointed. Presented 27th February, 1911.—*Hon. Mr. Foster.**Not printed*

CONTENTS OF VOLUME 24—Continued.

- 152a.** Supplementary return to an order of the House of Commons, dated 6th February, 1911, for a copy of the curators' reports in the cases of all banks for which curators have been appointed. Presented 2nd May, 1911.—*Hon. Mr. Foster*.*Not printed.*
- 153.** Return to an order of the House of Commons, dated 23rd January, 1911, for a copy of the by-laws, rules and regulations of the Canadian Bankers' Association as approved by the Treasury Board and now in effect. Presented 27th February, 1911.—*Hon. Mr. Foster*.*Printed for sessional papers.*
- 154.** Return to an order of the House of Commons, dated 30th January, 1911, for a return showing the total amount of money that has been expended on the Seybold building for alterations and repairs, or in installation of elevators, heating apparatus or other fixtures, by the government during the term of the present lease, and also under the former lease, when used for census purposes.
2. The particulars of expenditures and to whom were the several amounts paid. Presented 6th March, 1911.—*Mr. Goodeve*.*Not printed.*
- 155.** Return to an order of the House of Commons, dated 20th February, 1911, for a copy of all applications made by employees of the North Atlantic collieries for a conciliation board within the past six months, and of all letters, telegrams, documents, statements and other papers and documents touching the same, or having any relation thereto, including all correspondence received by the government or any department of the government from the said North Atlantic collieries or from the employees thereof touching the matter aforesaid. Presented 27th February, 1911.—*Mr. Maddin*.
Not printed.
- 156.** Return to an order of the House of Commons, dated 2nd February, 1911, for a return showing the amount of money paid for provisions, supplies, repairs, work or any other service for the year ending 31st March, 1910, to the following firms in the city of Kingston, respectively: Elliott Brothers, McKelvey & Birch, C. Livingstone & Bros., R. Crawford, James Redden & Co., R. Carson, and James Crawford. Presented 27th February, 1911.—*Mr. Edwards*.*Not printed.*
- 157.** Orders in council, correspondence, &c., touching any proposal or Bill to erect dams, or other similar works across the River St. Lawrence, or part of the said river, at or near the Long Sault, or in the vicinity thereof. Presented 27th February, 1911, by Rt. Hon. Sir Wilfrid Laurier.*Printed for sessional papers.*
- 157a.** Partial return to an address of the House of Commons, dated 8th February, 1911, for a copy of all correspondence, memoranda, reports, memorials, plans, orders in council, treaties, conventions, agreements, documents and papers of every kind, touching any proposal or Bill to erect dams or other similar works across the River St. Lawrence, or part of the said river, at or near the Long Sault, or in the vicinity thereof; including all statutes of the state of New York and the United States of America relating thereto, and all Bills now before the Congress of the United States of America touching the same, and all the proceedings upon all such Statutes and Bills. Presented 9th March, 1911.—*Mr. Borden*.*Not printed.*
- 158.** Return to an order of the House of Commons, dated 6th February, 1911, for a return giving the names of all persons receiving fishery bounties, and the amount received by each, at each of the following ports:—Bauline, Little Lorraine, Main-à-Dieu and Scaterie, in the county of Cape Breton, Nova Scotia. Presented 28th February, 1911.—*Mr. Maddin*.*Not printed.*

CONTENTS OF VOLUME 24—*Continued.*

- 158a. Return to an order of the House of Commons, dated 16th April, 1911, for a return showing the names of all persons in the province of New Brunswick who have received fishing bounties during the year ending 31st March, 1911, with the amount received by each. Presented 2nd May, 1911.—*Mr. Daniel*.*Not printed.*
159. Return to an order of the House of Commons, dated 20th January, 1911, for a copy of all reports, correspondence, and documents, not already brought down, including report of survey made in 1909 of the harbour of Cape John and Tatamagouche Bay, in the counties of Pictou and Colchester, in the province of Nova Scotia, relating to the route of the winter steamers between Prince Edward Island and the mainland of Canada, and suggesting or recommending a change or changes on such route, and an increase in the number of trips daily of such winter steamers; also a copy of all similar papers, not already brought down, relating to the route of the summer mail steamers between Charlottetown and the mainland of Canada, and suggesting a change in that route and an increase in the number of trips daily; and also with regard to connecting such suggested route with a point on the Intercolonial railway. Also for a copy of all similar papers, if any, relating to or suggesting the route between Cape Traverse in Prince Edward Island and Cape Tormentine in the mainland, as a route for the winter and summer steamers. Also for a copy of all reports, papers and correspondence relating to additional or improved aids to navigation of the harbour of Charlottetown and entrance thereto and in Tatamagouche bay and harbour. Presented 6th March, 1911.—*Mr. Warburton*.*Not printed.*
160. Return to an address of the House of Commons, dated 20th February, 1911, for a copy of all correspondence, recommendations, orders in council, or other documents relating to the case of R. E. Curran, a railway mail clerk, who was fatally injured in an accident at Owen Sound, on the 29th May, 1908, and with regard to which application was made for a compassionate grant or allowance to his heirs or family. Presented 7th March, 1911.—*Mr. Macdonell*.*Not printed.*
161. Return to an address of the House of Commons, dated 27th February, 1911, for a copy of all orders in council, reports, correspondence, documents and papers touching the dismissal of the sub-collector of customs at Mahone bay, Nova Scotia. Presented 13th March, 1911.—*Mr. Taylor (Leeds)*.*Not printed.*
162. Return to an order of the House of Commons, dated 20th February, 1911, for a return showing:—1. The nature of the subsidy which has been granted to the Vancouver Dry Dock Company.
2. The nature of payment of interest or of a guarantee of such subsidy. Presented 13th March, 1911.—*Mr. Barnard*.*Not printed.*
163. Return to an order of the House of Commons, dated 6th March, 1911, for a copy of all papers, reports of appraiser, letters and correspondence relating to the appraising and passing the customs of the vessel *Wanda*, owned by one William R. Travers, Toronto, on the 20th October, 1909. Presented 14th March, 1911.—*Mr. Sharpe (Ontario)*.*Not printed.*
164. Statement of the affairs of the British Canadian Loan and Investment Company (Limited) for the year ended 31st December, 1910.
Also, a list of the shareholders on 31st December, 1910, in accordance with chapter 57 of 39 Victoria. Presented (Senate) 14th March, 1911, by the Hon. the Speaker.
Not printed

 CONTENTS OF VOLUME 24.—*Continued.*

- 165.** Return to an order of the House of Commons, dated 27th February, 1911, for a return showing:—
1. How many fisheries officers have been appointed in connection with the Ontario fisheries service within the last year?
 2. What are their names, their rank, and the limits territorially of the jurisdiction of each?
 3. What is the salary of each, and what is the length of time or duration of such appointments?
 4. Do the duties of these officers in any, and in what cases duplicate the services of similar officers appointed by the Ontario legislature?
 5. Has anything been done, and what, to prevent the duplication of this service?
 6. What is the total revenue derived during the years 1909 and 1910 from fisheries for the province of Ontario, and what was the total expenditure?
 7. What will be the total expenditure for the year 1911?
 8. Is any, and what, system followed in making appointments to this service as to efficiency. Presented 17th March, 1911.—*Mr. Porter*.*Not printed.*
- 165a.** Return to an order of the House of Commons, dated 16th February, 1911, for a return showing how many wardens for the protection of fisheries were appointed in Victoria county, N.S., between July and December in the years 1906, 1907, 1909 and 1910.
2. Their names, length of service and amount paid to each. Presented 24th March, 1911.—*Mr. Maddin*.*Not printed.*
- 166.** Return to an order of the House of Commons, dated 23rd January, 1911, for a copy of all correspondence between the Post Office Department and any of the officials or other persons, relative to making an allowance for the transportation of letter carriers on the tramway system in New Westminster. Presented 17th March, 1911.—*Mr. Taylor (New Westminster)*.*Not printed.*
- 167.** Return to an address of the Senate dated 23rd February, 1911, for a copy of all the documents relating to the case of cholera reported in November last as to the Russian said Godlieb, to the quarantining of this person, and to his detention until this date on Grosse Isle, with a history of the case, day by day, up to this date. Presented 16th March, 1911.—*Hon. Mr. Landry*.*Not printed.*
- 168.** Return to an address of the Senate dated 17th January, 1911, for a statement of the number of divorces granted by the parliament of Canada since 1894 to 1910 inclusive, together with the number of divorces granted by each of the courts of Nova Scotia, New Brunswick, Prince Edward Island, and British Columbia; also the population of each of those provinces according to census of 1901; and the aggregate population of Ontario, Quebec, Manitoba, and the Northwest Territories according to census in 1901. Presented 16th March, 1911.—*Hon. Mr. Power*.*Not printed.*
- 169.** Return to an order of the Senate dated 17th February, 1911, for a return showing the correspondence exchanged, the report made by the captain and the log kept by him relating to the trip just made by the steamer *Montcalm* in the lower St. Lawrence, the island of Anticosti and to the Baie des Sept Isles, &c. Presented 16th March, 1911.—*Hon. Mr. Landry*.*Not printed.*
- 170.** Return to an address of the Senate dated 10th March, 1911, calling for a statement showing:—
1. Who are among the judges of the Superior Court of the province of Quebec, those whose place of residence is fixed by the commission appointing them, and what is, for each of these judges, the place so fixed.

 CONTENTS OF VOLUME 24—*Continued.*

2. Who are the judges whose place of residence has been fixed or changed by order in council, and what is for each of these judges, the place of residence now fixed.

3. Who are the judges whose place of residence has never been fixed, neither in the commission nor by any subsequent order in council, and what is the judiciary district to which they were appointed. Presented 21st March, 1911.—*Hon. Mr. Landry*... ..*Not printed.*

171. Return to an order of the House of Commons, dated 30th January, 1911, for a copy of all advertisements, letters, contracts, complaints, reports of inspectors and other correspondence regarding mail routes Trout creek for Loring and Powassan to Nipissing or Restoule. Presented 24th March, 1911.—*Mr. Arthurs*... ..*Not printed*
173. Return to an order of the House of Commons, dated 27th February, 1911, for a return showing what ministers of the Crown were abroad in 1908, 1909 and 1910, on public business and on what business; what expenses were incurred by each while engaged on public business; what persons, if any, accompanied each minister on public business whose expenses were paid by the government, and the amount of such persons expenses. Presented 24th March, 1911.—*Mr. Sharpe (Ontario)*... ..*Not printed*
173. Return to a order of the House of Commons, dated 27th February, 1911, for a return showing the value, respectively, of the following products of the country, by provinces, during the years 1909 and 1910, agricultural products of all kinds, including field products of every kind, fruit, vegetables, live stock, &c., dairy products, &c.; timber of all kinds; minerals of all kinds; fish of all kinds; and manufactured goods of all kinds. Presented 24th March, 1911.—*Mr. Macdonell*... ..*Not printed.*
174. Report of the Manitoba Fisheries Commission, 1910-11. Presented 24th March, 1911, by Hon. L. P. Brodeur... ..*Not printed.*
175. Return to an order of the House of Commons, dated 14th December, 1910, for a return showing what amount has been paid by the government during the last fiscal year for cab hire and street railway fares in the city of Ottawa for the following persons, with the names and the amounts in each case: ministers of the Crown; speaker of the Senate and House of Commons; civil servants of all grades from deputy ministers down; all other persons employed in any government work or other service. Presented 27th March, 1911.—*Mr. Taylor (Leeds)*... ..*Not printed.*
- 175a. Return to an order of the House of Commons, dated 14th December, 1910, for a return showing what amount has been paid by the government during the last fiscal year for travelling expenses with the names and the expenditure in each case, under the following heads, viz.: railway, steamship, and other lines of transportation; private cars; Pullman cars; tips to waiters; meals and hotel expenses; for the following persons: Ministers of the Crown; civil servants of all grades; immigration agents; and other persons employed by the government on any special or other work. Presented 20th April, 1911.—*Mr. Taylor (Leeds)*... ..*Not printed.*
- 175b. Supplementary return to an order of the House of Commons, dated 14th December, 1910, for a return showing what amount has been paid by the government during the last fiscal year for travelling expenses with the names and the expenditure in each case, under the following heads, viz.: railway, steamship, and other lines of transportation; private cars; Pullman cars; tips to waiters; meals and hotel expenses, for the following persons: Ministers of the Crown; civil servants of all grades; immigration agents; and other persons employed by the government on any special or other work. Presented 20th July, 1911.—*Mr. Taylor (Leeds)*... ..*Not printed.*

 CONTENTS OF VOLUME 24—*Continued.*

- 176.** Papers referring to the organization of a Secretariat, as follows:—1. Despatch to the governors of the self-governing colonies relative to the reorganization of the Colonial Office.
2. Note on a visit to Australia, New Zealand and Fiji in 1909, by Sir Charles Lucas, K.C.M.G., C.B., assistant under secretary of state for the Colonies.
3. Report of the Dominions Department of the Colonial Office for the year 1909-1910.
4. Imperial Copyright Conference, 1910, memorandum of the proceedings.
5. Further correspondence relating to the Imperial Conference.
6. Correspondence relating to th Imprial Confrence, 1911. Presented, 28th March, 1911, by Rt. Hon. Sir Wilfrid Laurier.*Not printed.*
- 177.** Return to an order of the House of Commons, dated 20th February, 1911, for a copy of the application by or on behalf of the Glace Bay Bait Association, Glace Bay, N.S., for moneys in connection with the cold storage building for the storage of bait, at Glace Bay, N.S.; also a copy of all correspondence between the said association or anyone on its behalf and the government, any department of the government, or anyone on behalf of the government or any of its departments. Presented 28th March, 1911.—*Mr. Maddin*.*Not printed.*
- 177a.** Return to on order of the House of Commons, dated 3rd April, 1911, for a copy of all the correspondence in connection with the building of bait freezers at Louisburg and Lingan in the riding of South Cape Breton. Presented 20th April, 1911.—*Mr. Mackenzie*.*Not printed.*
- 178.** Return to an address of the Senate dated 8th March, 1911, that an order of the Senate do issue for the production of a copy of the complaint made by the commandant of the 61st Regiment against the commandant of the 7th Military District, of the reply of the latter and of all correspondence on the subject between the authorities at Ottawa and those at Quebec and Montreal, together with a copy of the report of the Inspector General respecting the case. Presented 28th March, 1911.—*Hon. Mr. Landry*.*Not printed.*
- 179.** Return to an order of the House of Commons, dated 16th March, 1911, for a return showing the average prices of butter and of eggs in London, England, for the past five years in comparison with the prices, respectively, in eastern provinces, in Montreal, in Toronto, in Minneapolis, in Chicago, in Detroit, in Buffalo, in Boston and in New York. Presented 30th March, 1911.—*Mr. Sharpe (Ontario)*.*Not printed.*
- 179a.** Return to an order of the House of Commons, dated 23rd March, 1911, for a return showing the quantity and value of butter, eggs, poultry, chilled or frozen meat, bacon, lard, apples, vegetables, wheat, barley, cattle, horses and potatoes imported into Canada during the six months ending 1st March, 1911, the countries from which the same were imported and the duty collected thereon. Presented 6th April, 1911.—*Mr. Middlebro*.*Not printed.*
- 179b.** Supplementary return to an order of the House of Commons, dated 23rd March, 1911, for a return showing the quantity and value of butter, eggs, poultry, chilled or frozen meat, bacon, lard, apples, vegetables, wheat, barley, cattle, horses and potatoes imported into Canada during the six months ending 1st March, 1911, the countries from which the same were imported and the duty collected thereon. Presented 8th May, 1911.—*Mr. Middlebro*.*Not printed.*
- 180.** Return to an order of the House of Commons, dated 14th December, 1910, for a return showing the total payments made by the government to the Eclipse Manufacturing

CONTENTS OF VOLUME 23—Continued.

Company, Limited, for year 1909-10, and how these contracts were let; the total payments made by the government to the Office Specialty Manufacturing Company, Limited, for year 1909-10, and how these contracts were let; the total payments made by the government to Messrs. Ahearn & Soper for year 1909-10, and how these contracts were let. Presented 3rd April, 1911.—*Mr. Sharpe (Lisgar)*.*Not printed.*

- 181.** Return to an order of the Senate dated 22nd February, 1911, for a copy of all orders in council and of all orders issued by the Minister of the Interior giving, from time to time, to the commissioner for the Northwest Territories, since his appointment as such, the instructions which he is to follow in the exercise of his executive in so far as concerns the government of the Northwest Territories. Presented 4th April, 1911. *Hon. Mr. Landry*.*Not printed.*
- 182.** Return to an order of the Senate dated 16th March, 1911, calling for a copy of all correspondence relating to the stranding in August, 1910, of the ship *Manchester Engineer* near the Strait of Belle Isle, and of the investigation held with reference thereto at Quebec during the month of September or October last. Presented 4th April, 1911. —*Hon. Mr. Landry*.*Not printed.*
- 183.** Return to an order of the House of Commons, dated 15th February, 1911, for a return showing all communications, telegrams, letters, petitions or plans relating to the rifle range at Bear River, N.S., received since January, 1909.
2. From whom received and upon what dates respectively? Presented 5th April, 1911. —*Mr. Jameson*.*Not printed.*
- 184.** Return to an order of the House of Commons, dated 14th December, 1910, for a return showing what total amount has been annually expended in each province since 1880 by the Department of Public Works for harbours and rivers, together with the annual totals of said expenditure for the whole of Canada; also that the Department of Public Works prepare and lay upon the Table of this House with this Return a map for each province, showing the location of all wharves, piers, breakwaters, &c., constructed or purchased by the federal government, and presently owned by the Dominion of Canada. Presented 6th April, 1911.—*Mr. Ames*.*Not printed.*
- 185.** Return to an order of the Senate dated 22nd February, 1911, for:—
1. Copies of all papers relating to the appointment of Martin Dickie to the command of the 76th Regiment of the counties of Colchester and Hants.
2. Copies of all papers relating to the recommendation of Major J. L. Barnhill by Lieut. General Drury and others to the command of the said regiment.
3. Copies of all documents relating in any way to the reasons or causes why the said Major Barnhill as the senior officer of said regiment should not have been appointed to the command of the same.
4. Copies of all correspondence and other papers and documents relating to the recent reorganization of the 78th Colchester, Hants and Pictou Regiment of "Highlanders." Presented 4th April, 1911.—*Hon. Mr. Lougheed*.*Not printed.*
- 186.** Return to an order of the House of Commons, dated 27th March, 1911, for a return showing the mileage of railways owned, controlled or operated in the United States by the Grand Trunk, the Canadian Pacific and other Canadian railway companies.
2. Also the mileage of railways owned, controlled or operated by the United States railway corporations in Canada. Presented 10th April, 1911.—*Mr. Rulan*.
Not printed.
- 187.** Return to an order of the House of Commons, dated 3rd April, 1911, for a copy of all correspondence, declarations, telegrams, mailing lists, and other documents relating

 CONTENTS OF VOLUME 24—*Continued.*

to an application asking for the granting of statutory postal privileges to a newspaper published at New Glasgow, Nova Scotia, called the *Guysborough Times*. Presented 10th April, 1911.—*Mr. Sinclair*. *Not printed.*

- 188.** Return to an order of the House of Commons, dated 23rd January, 1911, for a copy of all memorials, reports, correspondence and documents in the possession of the government, not already brought down, relating to a survey of a route for a tunnel under the Straits of Northumberland between the province of Prince Edward Island and the mainland of Canada, and also relating to the construction of such tunnel. Presented 12th April, 1911.—*Mr. Richards*. *Not printed.*
- 189.** Return to an order of the House of Commons, dated 27th February, 1911, for a copy of all enactments, regulations, documents, papers and information of every kind setting forth or showing the systems or method by which the census is taken in the United Kingdom, the British Dominions and foreign countries, respectively; and showing in what respect, if any, the principle, system or method adopted in the United Kingdom, the British Dominions, and foreign countries differs from that proposed for the approaching census in Canada. Presented 12th April, 1911.—*Mr. Borden*. *Not printed.*
- 189a.** Forms of schedules, &c., in connection with the census to be taken during the year 1911. Presented 21st April, 1911, by Hon. S. A. Fisher. *Not printed.*
- 189b.** Supplementary return to an order of the House of Commons, dated 27th February, 1911, for a copy of all enactments, regulations, documents, papers and information of every kind setting forth or showing the systems or method by which the census is taken in the United Kingdom, the British Dominions and foreign countries, respectively; and showing in what respect, if any, the principle, system or method adopted in the United Kingdom, the British Dominions, and foreign countries differs from that proposed for the approaching census in Canada. Presented 10th May, 1911.—*Mr. Borden*. *Not printed.*
- 190.** Return to an order of the House of Commons, dated 6th February, 1911, for a return showing:—1. How many employees were connected with the Printing Bureau in 1896?
 2. The names of those employees connected with the Printing Bureau who were dismissed between 1896 and 1911, and the date of dismissal and the cause in each case?
 3. The names of those employees, who resigned or died between the years 1896 and 1911, and the date of resignation or death in each case.
 4. The names of those who have been appointed to positions in connection with the Printing Bureau between 1896 and 1911, and the date of appointment in each case. Presented 12th April, 1911.—*Mr. Edwards*. *Not printed.*
- 191.** Return to an address of the Senate dated 17th January, 1911, for the production of a copy of the agreements concluded between the government and the former proprietor of the Stadacona farm at St. Félix du Cap Rouge, with reference to the purchase of the said farm, and of operating the same in the future as an experimental farm, and of all correspondence on these two matters. Presented 19th April, 1911.—*Hon. Mr. Landry*. *Not printed.*
- 192.** Return to an order of the House of Commons, dated 27th March, 1911, for a copy of all the correspondence, contracts, assignments and other documents with regard to what is called the Percy Aylwin irrigation grant, granted to him under order in council dated 1st September, 1908. Presented 8th May, 1911.—*Mr. Campbell*. *Not printed.*

 CONTENTS OF VOLUME 24—*Continued.*

- 193.** Return to an order of the House of Commons, dated 27th February, 1911, for a copy of all letters, papers, telegrams, documents, vouchers and pay sheets, showing the names of all persons who supplied materials or worked, and the prices and rates of wages, and sums paid to each, in connection with the construction of a wharf at Deep Brook, N.S. Presented 28th April, 1911.—*Mr. Jameson*.*Not printed.*
- 194.** Return to an address of the House of Commons, dated 10th April, 1911, for a copy of all papers, documents, memoranda and correspondence relating to the parliament site in the city of Winnipeg for the province of Manitoba, including the reservations made in the Crown grants to the Hudson's Bay Company, and the purpose for which the same were made, and also a copy of the Dominion order in council, dated the 23rd January, 1872, and all subsequent orders in council and correspondence dealing with the site for both provincial and Dominion purposes. Presented 1st May, 1911.—*Mr. Haggart (Winnipeg)*.*Not printed.*
- 194a.** Supplementary return to an address of the House of Commons, dated 10th April, 1911, for a copy of all papers, documents, memoranda and correspondence relating to the parliament site in the city of Winnipeg for the province of Manitoba, including the reservations made in the Crown grants to the Hudson's Bay Company, and the purpose for which the same were made, and also a copy of the Dominion order in council, dated the 23rd January, 1872, and all subsequent orders in council and correspondence dealing with the site for both provincial and Dominion purposes. Presented 20th July, 1911.—*Mr. Haggart (Winnipeg)*.*Not printed.*
- 195.** Return to an address of the House of Commons, dated 23rd January, 1911, for a copy of all orders in council, regulations and rules of the several departments of the government respecting the participation by employees of the government in civic or municipal affairs, and especially with regard to their disability from serving in civic or municipal councils; and all correspondence, documents and papers since the first day of January, 1900, touching the operation of the said orders in council, rules and regulations. Also a list of all employees of the government who have been elected to or have served in city or municipal councils during the said period from the first day of January, 1900, up to the present time, including all those now so serving and those who have been prevented by the government from serving. Presented 1st May, 1911.—*Mr. Borden*.*Not printed.*
- 195a.** Supplementary return to an address of the House of Commons, dated 23rd January, 1911, for a copy of all orders in council, regulations and rules of the several departments of the government respecting the participation by employees of the government in civic or municipal affairs, and especially with regard to their disability from serving in civic or municipal councils; and all correspondence, documents and papers since the first day of January, 1900, touching the operation of the said orders in council, rules and regulations. Also a list of all employees of the government who have been elected to or have served in city or municipal councils during the said period from the first day of January, 1900, up to the present time, including all those now so serving and those who have been prevented by the government from serving. Presented 3rd May, 1911.—*Mr. Borden*.*Not printed.*
- 196.** Return to an address to His Excellency the Governor General of the 3rd April, 1911 for a copy of all orders in council, memoranda, papers and documents, relating to the transfer, or any negotiations concerning the transfer, of a charter known as the Manitoba and South Eastern Railway Company. Presented 2nd May, 1911.—*Mr. McCarthy*.*Not printed*

CONTENTS OF VOLUME 24—*Continued.*

197. General rule and order of the Exchequer Court of Canada in regard to seals. Presented 2nd May, 1911, by Hon. Charles Murphy. *Not printed.*
198. Return to an order of the House of Commons, dated 18th January, 1911, for a return showing how many aliens there are in the service of the government of Canada who are residing out of Canada, their names, nationality, the nature of the service, term of service, residence, and salary.
2. The same information as to aliens now residing in Canada who have been in the service of the government of Canada for a period of three years or more, and the date and length of service.
 3. The same information in regard to aliens in the service of the government of any province or provinces of Canada. Presented 9th May, 1911.—*Mr. Lennox.* *Not printed.*
199. Return to an order of the House of Commons, dated 1st May, 1911, for a return giving the names of the gentlemen appointed as judges by the present government of Canada since they came into power in 1896, the residences of these gentlemen at the time of appointments, the positions to which they were respectively appointed, and in each case where the appointee had a predecessor in the position, the time which the position was vacant. Presented 11th May, 1911.—*Mr. Lennox.* *Not printed.*
200. Return to an order of the House of Commons, dated 16th January, 1911, for a copy of all correspondence, telegrams, reports, contracts, papers and memorials in the possession of the government relating to the establishment of a fast Atlantic service between Canada and any other country; also with reference to an all red route, cable, or telegraph service, between Canada and any other country, within the past fifteen years. Presented 16th May, 1911.—*Mr. Armstrong.* *Not printed.*
201. Return to an order of the House of Commons, dated 18th May, 1911, for copies of any correspondence between the government of New Brunswick, or any member or members thereof, and the government of Canada, or any member thereof, with reference to changing the Subsidy Act, 1910, with respect to a subsidy for a line of railway from Grand Falls in the province of New Brunswick to the city of St. John in the same province. Presented 19th May, 1911.—*Mr. Carvell.* *Not printed.*
202. Copy of report of Board of Conciliation and Investigation in the matter of the Western Coal Operators' Association and its employees. Presented 19th July, 1911, by Hon. W. L. Mackenzie King. *Not printed.*
203. Return to an order of the House of Commons, dated 23rd January, 1911, for a return—
1. Showing in tons the east-bound and the west-bound traffic on the Intercolonial railway for the five years ending 30th June, 1910.
 2. The miles of main trunk line and branches of the Intercolonial railway in each province through which it passes, distinguishing the trunk line from the branches.
 3. Showing in tons the west-bound traffic originating in each of the maritime provinces during the period of five years ending 30th June, 1910. Presented 18th July, 1911.—*Mr. Sinclair.* *Not printed.*
204. Return to an order of the House of Commons, dated 13th March, 1911, for a copy of all correspondence, telegrams, &c., during the past twelve months between Mr. E. J. Walsh, C.E., and the Minister of Department of Railways and Canals in regard to the Newmarket Canal. Presented 18th July, 1911.—*Mr. Wallace.* *Not printed.*

CONTENTS OF VOLUME 24—Concluded.

- 205.** Return to an order of the House of Commons, dated 20th April, 1911, for a return showing:—1. The quantity of bituminous coal imported into Ontario transhipped into other provinces in 1910.
 2. The quantity of bituminous coal imported into Ontario in 1910 imported by the different railway companies.
 3. The quantity and value of slack coal imported into Ontario in 1910, what portion of this slack coal was transhipped to other provinces, and what imported by railway companies. Presented 18th July, 1911.—*Mr. Macdonell*.*Not printed.*
- 206.** Return to an order of the House of Commons, dated 24th April, 1911, for a return showing in detail the expenses incurred and paid for the Paris exposition in 1900, as payments of the Colonial committee on account of space, &c., \$87,000, as shown in the report of the Auditor General for 1899-1900, page D—15. Presented 21st July, 1911.—*Mr. Paquet*.*Not printed*
- 207.** Report of Mr. Justice Murphy, Royal Commissioner appointed to investigate alleged Chinese frauds and opium smuggling on the Pacific coast, 1910-11, together with copies of the evidence taken and exhibits produced before the said commissioner. Presented 21st July, 1911, by Rt. Hon. Sir Wilfrid Laurier.*Not printed.*
- 208.** Minutes of Proceedings of the Imperial Conference, 1911. Presented 27th July, 1911, by Rt. Hon. Sir Wilfrid Laurier.
Printed for both distribution and sessional papers.
- 208a.** Despatches, &c., relative to the simultaneous publication of memorandum of conference on the subject of the status of Dominion navies. Presented 27th July, 1911, by Rt. Hon. Sir Wilfrid Laurier.
Printed for both distribution and sessional papers.
- 208b** and **208c.** Memorandum of conferences between the British admiralty and representatives of the Dominions of Canada and Australia; and also copy of a cable despatch from Mr. Harcourt to Lord Grey. Presented 28th July, 1911, by Rt. Hon. Sir Wilfrid Laurier.*Printed for both distribution and sessional papers*
- 208d.** Report of a Committee of the Imperial Conference convened to discuss defence (military), of the War Office, 14th June and 17th June, 1911. Presented 28th July, 1911, by Hon. S. A. Fisher.*Printed for both distribution and sessional papers.*
- 209.** Memorandum respecting the printing of voters' lists. Presented 27th July, 1911, by Rt. Hon. Sir Wilfrid Laurier.*Not printed.*
- 210.** Text of Pelagic Sealing Treaty signed at Washington, 7th July, 1911. Presented 27th July, 1911, by Rt. Hon. Sir Wilfrid Laurier.*Printed for sessional papers.*
- 211.** Interim report, Alberta and Saskatchewan Fisheries Commission, 1910. Presented 28th July, 1911, by Hon. L. P. Brodeur.*Not printed.*

DOMINION OF CANADA

REPORT

OF THE

DEPARTMENT OF TRADE AND COMMERCE

FOR THE

FISCAL YEAR ENDED MARCH 31
1910

PART IV
CANADIAN TRADE

MISCELLANEOUS INFORMATION

- | | |
|--------------------------------|---|
| 1. Annuities. | 5. Revenue and Expenditure of Department of Trade and Commerce. |
| 2. Bounties. | 6. Statistical Record of the Progress of Canada. |
| 3. Chinese Immigration. | 7. Tonnage Tables. |
| 4. Lumber and Staple Products. | 8. Trade Commissioner Service. |

PRINTED BY ORDER OF PARLIAMENT



O T T A W A

PRINTED BY C. H. PARMELEE, PRINTER TO THE KING'S MOST
EXCELLENT MAJESTY

1910

GENERAL INDEX

PART I.—CANADIAN TRADE :—

Imports into and Exports from Canada.
(Itemized and General Statements.)

PART II.—CANADIAN TRADE :—

1. With France.
2. With Germany.
3. With United Kingdom.
4. With United States.

PART III.—CANADIAN TRADE :—

With Foreign Countries.
(Except France, Germany, United Kingdom and United States.)

PART IV.—CANADIAN TRADE :—

MISCELLANEOUS INFORMATION :—

1. Annuities.
2. Bounties.
3. Chinese Immigration.
4. Lumber and Staple Products.
5. Revenue and Expenditure of Department of Trade and Commerce.
6. Statistical Record of the Progress of Canada.
7. Tonnage Tables.
8. Trade Commissioner Service.

PART V.—Grain Statistics.

PART VI.—Subsidized Steamship Services.

PART VII.—Trade of Foreign Countries and Treaties and Conventions.

NOTE—*The above parts will not necessarily be issued in the order indicated.*

PART IV

CANADIAN TRADE

MISCELLANEOUS INFORMATION

- | | |
|--------------------------------|---|
| 1. Annuities, | 5. Revenue and Expenditure of Department of Trade and Commerce. |
| 2. Bounties. | 6. Statistical Record of the Progress of Canada. |
| 3. Chinese Immigration. | 7. Tonnage Tables. |
| 4. Lumber and Staple Products. | 8. Trade Commissioner Service. |

TABLE OF CONTENTS

1. ANNUITIES.		PAGE.
Annuities Contracts Issued		6
General Information.....		6
2. BOUNTIES.		
Total Bounties paid by Commodities in 1910.....		15
Bounties paid, by Companies, on Pig Iron, Steel and Wire Rods in 1910.....		15
Bounties paid on Pig Iron, Puddled Iron Bars, Steel, Manufactures of Steel, Lead, Manila Fibre and Crude Petroleum, 1896 to 1910.....		16
Bounties paid, by Companies, on Manila Fibre used in the Manufacture of Binder Twine, 1910....		18
Rates of Bounties payable under Statute upon Various Articles, 1907, 1908, 1909 and 1910.....		18
3. CHINESE IMMIGRATION.		
Transactions under the Chinese Immigration Acts to March 31, 1910.....		19
Refunds made to Provinces on account of Capitation Tax collected, 1886 to 1910.....		20
Arrivals and Revenue accrued by Principal Ports, 1886 to 1910.....		22
4. LUMBER AND STAPLE PRODUCTS.		
Lumber Measured, Culled and Counted at the Port of Quebec, 1910.....		25
Flour and Meal Inspected and Fees collected, 1910.....		27
Hay Inspected and Fees collected, 1910.....		28
Fish Inspected and Fees collected, 1910.....		29
Fish Oil Inspected and Fees collected, 1910.....		30
Pot and Pearl Ashes Inspected and Fees collected, 1910.....		31
Leather and Hides Inspected and Fees collected, 1910.....		32

5. REVENUE AND EXPENDITURE OF DEPARTMENT OF TRADE
AND COMMERCE.

	PAGE.
Revenue and Expenditure during each Fiscal Year, 1893 to 1910.	33
Revenue during Fiscal Year ended March 31, 1910.	33
Expenditure during Fiscal Year ended March 31, 1910.	34

6. STATISTICAL RECORD OF THE PROGRESS OF CANADA.

Area of Canada.	36
Currency and Banking.	36
Failures—Commercial.	38
Finance.	38
Insurance.	43
Loan Companies and Building Societies.	46
Mineral Production.	47
Population.	36
Post Office Statistics.	49
Railway and Canal Statistics.	50
Shipping.	52
Trade and Commerce Statistics.	54

7. TONNAGE TABLES.

Vessels Arrived at and Departed from Canadian Ports, 1868 to 1910.	76
British and Foreign Vessels Arrived at and Departed from Canadian Ports, 1868 to 1910.	78
Steam and Sailing Vessels Arrived at and Departed from Canadian Ports, 1868 to 1910.	80
Sea-going Vessels Entered at and Cleared from Canadian Ports, 1908, 1909 and 1910.	82
British and Foreign Sea-going Vessels Entered at and Cleared from Canadian Ports, 1908, 1909 and 1910.	84
Sea-going Vessels Entered at and Cleared from the Principal Ports in Canada, 1908, 1909 and 1910.	86
Vessels Trading on the Lakes and Rivers between Canada and United States, not including Ferries, which Arrived at and Departed from Canadian Ports, 1908, 1909 and 1910.	90
Vessels employed in the Coasting Trade of Canada, which Arrived at and Departed from Canadian Ports, 1908, 1909 and 1910.	92

RECAPITULATION TONNAGE TABLES.

Vessels Arrived at and Departed from Canadian Ports, 1908, 1909 and 1910.	94
--	----

8. TRADE COMMISSIONER SERVICE.

Appointments and Transfers.	96
List of Trade Commissioners and Commercial Agents, with locations and dates of appointments.	96

ANNUITIES.

SUMMARY OF ANNUITY CONTRACTS ISSUED FOR THE FISCAL YEAR ENDING MARCH 31, 1910.

The following annuities were purchased: 102 Immediate Annuities (Single and Last Survivor), totalling \$25,688.90, at a cost of \$243,132.00.

468 Deferred Annuities, amounting to \$108,499.10, on which the sum of \$185,702.49 has been received in premiums during the year.

The total number of Annuities issued to March 31, 1910, (Immediate 114, as per Table I; Deferred 532, as per Table II) was 646, aggregating \$151,107.60, and the total purchase money received on account thereof was \$484,882.21.

TABLE I.

NUMBER OF IMMEDIATE ANNUITIES (Single and Last Survivor) PAID IN FULL.
AMOUNT OF ANNUITIES.

MALES.	\$50.	\$100	\$200	\$300	\$400	\$500	\$600
Ages.							
55-59	0	2	2	1	1	0	3
60-64	1	8	1	1	0	1	3
65-69	3	4	4	0	2	0	1
70-74	1	5	5	3	1	0	3
75-79	0	3	2	1	1	0	2
80-85	0	0	0	0	0	0	0

AMOUNT OF ANNUITIES.

FEMALES.	\$50	\$100	\$200	\$300	\$400	\$500	\$600
Ages.							
55-59	0	3	2	3	2	1	1
60-64	0	6	3	4	3	0	0
65-69	1	3	3	1	0	0	1
70-74	0	3	1	0	1	0	1
75-79	0	1	0	1	0	1	0
80-85	0	1	0	0	0	0	2

NOTE—Eight of the above Annuities were on the Last Survivor plan.

TABLE II.

NUMBER of Deferred Annuities Purchased by Lump Sums, Lump Sums and Annual Payments, and Periodical Payments. Annuitants numbering 30, who have not yet furnished their ages are not included in following table.

AMOUNT OF ANNUITIES.

MALES.	\$50.	\$100.	\$200.	\$300.	\$400.	\$500.	\$600.
Ages.							
5-9.....	0	9	3	1	0	1	0
10-19.....	1	18	4	2	0	2	4
20-29.....	3	24	17	12	7	4	12
30-39.....	5	24	11	14	7	3	11
40-49.....	0	20	13	8	3	4	9
50-59.....	2	14	7	2	3	1	4
60-70.....	0	3	1	0	2	0	0

AMOUNT OF ANNUITIES.

FEMALES.	\$50.	\$100.	\$200.	\$300.	\$400.	\$500.	\$600.
Ages.							
5-9.....	1	9	1	1	0	2	0
10-19.....	1	12	2	2	0	0	2
20-29.....	2	28	6	3	0	0	5
30-39.....	2	27	12	10	1	3	4
40-49.....	1	17	13	9	8	1	5
50-59.....	1	9	0	5	1	0	0
60-70.....	0	1	0	0	0	0	0

GENERAL INFORMATION REGARDING ANNUITIES.

Deferred Annuities are issued under two Plans, viz.: Plans 'A' and 'B.' On Plan 'A' it is provided that in case of the death of the annuitant before the annuity begins, the purchase money with compound interest thereon at three per cent per annum will be returned to the legal representatives of the annuitant. On Plan 'B' where the same annuity may be obtained for smaller payments, there would be no return of any portion of the purchase money.

On Plan 'A', 439 contracts have been issued; and on Plan 'B,' 93.

Payments may be made to the Department direct, or through the postmaster of any Money Order Office, and by him remitted to the Department. The postmaster is allowed a commission of one-third of one per cent on all amounts paid to him. An annuity may be purchased by or for any person between the ages of 5 and 85, but no annuity may be received before the age of 55.

The rights of an Annuitant are not saleable, or transferable, except that the Statute provides that the purchaser of an annuity may have a portion of it (not exceeding one-half) made payable to his wife or to her husband as the case may be. In the case of the purchasers of deferred annuities this is considered to be a most valuable privilege.

A number of employers are in communication with the Department as to a plan by which they may assist their employees in securing annuities, and the following table has been furnished by the Superintendent of Annuities as an example of the cost of an Annuity of \$250, to begin at age 60, to men commencing to pay between the ages of 21 and 50, where the employer assists by a contribution of \$10, on Plan 'B' irrespective of age, and the employee bears a part of the cost on Plan 'A' or 'B' as he may choose. A separate contract would be issued to each man.

SESSIONAL PAPER No. 10c

EXAMPLES OF THE COST OF AN ANNUITY OF \$250 WHERE EMPLOYER AND EMPLOYEE CO-OPERATE, ANNUITY TO BEGIN AT AGE 60, PAYMENTS TO BE MADE FROM COMMENCING AGE TO AGE 60.

1. Column 1 shows amount of Annuity which a payment by the Employer of \$10 a year from commencing age to age 60 would purchase on Plan 'B', under which Plan there would be no return of any portion of purchase money should Annuitant die before 60.

2. Column 2 shows the amount remaining to be purchased by the Employee to bring Annuity up to \$250.

3. Columns 3 and 4 show the annual rate to be paid on Plan 'A' or 'B' to purchase amount of annuity in column 2. (On Plan 'A' should Annuitant die before 60, all payments made with three per cent compound interest would be returned to the purchaser or his legal representatives.)

Commencing Age.	1-B.		2.		3-A.		4-B.	
	\$	cts.	\$	cts.	\$	cts.	\$	cts.
21.....	128	20	121	80	12	85		9 50
22.....	121	21	128	79	14	32		10 63
23.....	114	41	135	59	15	92		11 85
24.....	107	99	142	01	17	60		13 15
25.....	101	83	148	17	19	40		14 55
26.....	95	87	154	13	21	32		16 08
27.....	90	33	159	07	23	36		17 68
28.....	84	89	165	11	25	58		19 45
29.....	79	80	170	20	27	93		21 33
30.....	74	90	175	10	30	47		23 38
31.....	70	22	179	78	33	19		25 60
32.....	65	79	184	21	36	12		28 00
33.....	61	54	188	46	39	31		30 62
34.....	57	47	192	53	42	76		33 50
35.....	53	62	196	38	46	50		36 62
36.....	49	93	200	07	50	53		40 07
37.....	46	43	203	57	55	02		43 85
38.....	43	07	206	93	59	93		48 05
39.....	39	89	210	11	65	30		52 67
40.....	36	85	213	15	71	23		57 85
41.....	33	94	216	06	77	85		63 65
42.....	31	19	218	81	85	13		70 15
43.....	28	57	221	43	93	44		77 50
44.....	26	08	223	92	102	76		85 87
45.....	23	71	226	29	113	33		95 45
46.....	21	45	228	55	125	47		106 53
47.....	19	32	230	68	139	49		119 42
48.....	17	29	232	71	155	39		134 62
49.....	15	36	234	64	175	32		152 77
50.....	13	53	236	47	198	66		174 75

TABLE showing the cost of an Annuity of \$200 at age of 60 (Males), where the employer assists the employee by purchasing 50%, 45%, 40%, 35% or 30% of the Annuity, according to the age at which the employee entered his service, the payments to be made weekly, the employee to pay for the balance of the \$200.

COLUMN I.—Employee entered service at age 20 or under. Employer to purchase 50% of annuity (or \$100) on either Plan A or B, employee to pay on Plan A for \$100.

COLUMN II.—Employee entered service between ages 21 and 25 inclusive. Employer to purchase 45% of annuity (or \$90 on Plan A or B, employee to pay on Plan A for \$110.

COLUMN III.—Employee entered service between ages 26 and 30 inclusive. Employer to purchase 40% of annuity (or \$80) on Plan A or B, employee to pay on Plan A for \$120.

COLUMN IV.—Employee entered service between ages 31 and 35 inclusive. Employer to purchase 35% of annuity (or \$70) on Plan A or B, employee to pay on Plan A for \$130.

COLUMN V.—Employee entered service between ages 36 and 40 inclusive. Employer to purchase 30% of annuity (or \$60) on Plan A or B, employee to pay on Plan A for \$140.

Under Plan "A." in the event of death before the first payment of Annuity falls due, the total amount which the Annuitant has paid in, with 3 per cent compound interest, will be refunded to his legal representatives.

Under Plan "B," where the same Annuity is obtainable for smaller payments, there will be no return in the event of death before the Annuity becomes due.

Age last Birthday	COLUMN I.		COLUMN II.			COLUMN III.			COLUMN IV.			COLUMN V.		
	Employer and Employee each 50%.		Employer 45%, on either A or B.		Em- ployee on A.	Employer 40% on either A or B.		Em- ployee on A.	Employer 35% on either A or B.		Em- ployee on A.	Employer 30% on either A or B.		Em- ployee on A.
	A.	B.	A.	B.	A.	A.	B.	A.	A.	B.	A.	A.	B.	A.
14	.15	.11												
15	.15	.11												
16	.16	.12												
17	.17	.13												
18	.18	.13												
19	.19	.14												
20	.20	.15												
21	.21	.15	.19	.14	.24									
22	.22	.16	.20	.15	.25									
23	.23	.17	.21	.16	.26									
24	.24	.18	.22	.17	.27									
25	.26	.19	.24	.18	.29									
26	.27	.21	.25	.19	.30	.22	.17	.33						
27	.29	.22	.27	.20	.32	.24	.18	.35						
28	.30	.23	.27	.21	.33	.24	.19	.36						
29	.32	.25	.29	.23	.36	.26	.20	.39						
30	.34	.26	.31	.24	.38	.28	.21	.41						
31	.36	.28	.33	.26	.40	.29	.23	.44	.26	.20	.47			
32	.38	.30	.35	.27	.42	.31	.24	.46	.27	.21	.50			
33	.41	.32	.37	.29	.46	.33	.26	.50	.29	.23	.54			
34	.43	.34	.39	.31	.48	.35	.28	.52	.31	.24	.56			
35	.46	.36	.42	.33	.51	.37	.29	.56	.33	.26	.60			
36	.49	.39	.45	.36	.54	.40	.32	.59	.35	.28	.64	.30	.24	.69
37	.52	.42	.47	.38	.58	.42	.34	.63	.37	.30	.68	.32	.26	.73
38	.56	.45	.51	.41	.62	.45	.36	.68	.40	.32	.73	.34	.27	.79
39	.60	.49	.54	.45	.66	.48	.40	.72	.42	.35	.78	.36	.30	.84
40	.65	.53	.59	.48	.72	.52	.43	.78	.46	.38	.85	.39	.32	.91

N.B.—The above table will illustrate the weekly cost to employer and employee of an Annuity of \$200 at the several ages. It is impossible, however, where the annual rate is split up into such small amounts, to give the precise weekly proportion of the annual rate. But the Annuitant would receive full credit in the adjustment of the account at the end of the year for any amount paid in excess of the annual rate for the same Annuity.

SESSIONAL PAPER No. 10c

TABLE.

SHOWING COST OF AN ANNUITY OF \$100
TO PERSONS BETWEEN THE AGES OF 14 AND 50 BY WEEKLY PAYMENTS
THE ANNUITY TO BEGIN AT AGE 55, 60, 65 OR 70.

The following tables will illustrate the weekly cost of an Annuity of \$100 at the several ages. It is impossible, however, where the annual rate is split into such small amounts, to give the precise weekly proportion of the annual rate. But the Annuitant would receive full credit in the adjustment of the account at the end of the year for any amount paid in excess of the annual rate for the same Annuity.

MALES.					FEMALES.				
PLAN A.					PLAN A.				
Commencing Age Last Birthday.	Weekly Payments for Annuities at:—				Commencing Age Last Birthday.	Weekly Payments for Annuities at:—			
	Age 55.	Age 60.	Age 65.	Age 70.		Age 55.	Age 60.	Age 65.	Age 70.
14	.22	.15	.10	.06	14	.24	.16	.11	.07
15	.23	.15	.10	.06	15	.25	.17	.11	.07
16	.24	.16	.11	.07	16	.26	.18	.12	.08
17	.25	.17	.11	.07	17	.28	.19	.13	.08
18	.27	.18	.12	.07	18	.29	.20	.13	.08
19	.28	.19	.12	.08	19	.31	.21	.14	.09
20	.50	.20	.13	.08	20	.32	.22	.15	.09
21	.31	.21	.13	.08	21	.34	.23	.15	.10
22	.33	.22	.14	.09	22	.36	.24	.16	.10
23	.35	.23	.15	.09	23	.38	.26	.17	.11
24	.37	.24	.16	.10	24	.40	.27	.18	.11
25	.39	.26	.16	.10	25	.43	.29	.19	.12
26	.42	.27	.17	.11	26	.45	.30	.20	.12
27	.44	.29	.18	.11	27	.48	.32	.21	.13
28	.47	.30	.19	.12	28	.51	.34	.22	.14
29	.50	.32	.20	.12	29	.54	.36	.23	.14
30	.53	.34	.21	.13	30	.58	.38	.24	.15
31	.57	.36	.23	.14	31	.61	.40	.26	.16
32	.60	.38	.24	.15	32	.66	.42	.27	.17
33	.65	.41	.25	.15	33	.70	.45	.29	.18
34	.69	.43	.27	.16	34	.75	.48	.30	.19
35	.75	.46	.29	.17	35	.81	.51	.32	.20
36		.49	.30	.18	36		.55	.34	.21
37		.52	.32	.19	37		.58	.36	.22
38		.56	.34	.21	38		.62	.39	.23
39		.60	.36	.22	39		.67	.41	.25
40		.65	.39	.23	40		.72	.44	.26
41			.41	.25	41			.47	.28
42			.44	.26	42			.50	.30
43			.47	.28	43			.53	.32
44			.51	.30	44			.57	.34
45			.55	.32	45			.62	.36
46				.34	46				.38
47				.36	47				.41
48				.39	48				.44
49				.42	49				.47
50				.45	50				.51

Under Plan "A", in the event of death before the first payment of the Annuity falls due, the total amount which the Annuitant has paid in, with three per cent compound interest, will be refunded to his or her legal representatives.

TABLE showing cost of an Annuity of \$100 to Persons between the ages of 14 and 50 by Weekly Payments, the Annuity to begin at age 55, 60, 65 or 70—*Concluded.*

MALES.					FEMALES.				
PLAN B.					PLAN B.				
Commencing Age Last Birthday.	Weekly Payments for Annuities at				Commencing Age Last Birthday.	Weekly Payments for Annuities at			
	Age 55.	Age 60.	Age 65.	Age 70.		Age 55.	Age 60.	Age 65.	Age 70.
14	.17	.11	.06	.04	14	.19	.12	.08	.04
15	.18	.11	.07	.04	15	.20	.13	.08	.05
16	.19	.12	.07	.04	16	.21	.13	.08	.05
17	.20	.13	.07	.04	17	.22	.14	.09	.05
18	.21	.13	.08	.04	18	.23	.15	.09	.05
19	.22	.14	.08	.05	19	.24	.16	.10	.06
20	.24	.15	.09	.05	20	.26	.17	.10	.06
21	.25	.15	.09	.05	21	.27	.17	.11	.06
22	.27	.16	.10	.05	22	.29	.18	.11	.07
23	.28	.17	.10	.05	23	.31	.20	.12	.07
24	.30	.18	.11	.06	24	.33	.21	.13	.07
25	.32	.19	.11	.06	25	.35	.22	.13	.08
26	.34	.21	.12	.06	26	.37	.23	.14	.08
27	.36	.22	.13	.07	27	.39	.25	.15	.08
28	.39	.23	.13	.07	28	.42	.26	.16	.09
29	.41	.25	.14	.07	29	.45	.28	.17	.09
30	.44	.26	.15	.08	30	.48	.30	.18	.10
31	.47	.28	.16	.08	31	.51	.31	.19	.10
32	.51	.30	.17	.09	32	.55	.34	.20	.11
33	.55	.32	.18	.09	33	.59	.36	.21	.12
34	.59	.34	.19	.10	34	.64	.38	.22	.12
35	.64	.36	.20	.10	35	.69	.41	.24	.13
36		.39	.21	.11	36		.44	.26	.14
37		.42	.23	.12	37		.47	.27	.15
38		.45	.25	.13	38		.51	.29	.16
39		.49	.26	.13	39		.55	.31	.17
40		.53	.28	.14	40		.60	.34	.18
41			.30	.15	41			.36	.19
42			.33	.16	42			.39	.21
43			.35	.18	43			.42	.22
44			.38	.19	44			.45	.24
45			.41	.20	45			.49	.25
46				.22	46				.27
47				.24	47				.30
48				.25	48				.32
49				.28	49				.35
50				.30	50				.38

Under Plan "B", where the same Annuity is obtainable for smaller payments, there will be no return in the event of death before the Annuity becomes due.

SESSIONAL PAPER No. 10c

TABLE of Deferred Annuities Guaranteed for 10 years, purchasable by Periodical Payments with Return of Purchase Money.

Weekly Payments required for the purchase of an Annuity of \$100, beginning at ages 55, 60, 65 or 70, and payable quarterly thereafter for life or for 10 years in any event. In the event of death before the first payment of Annuity falls due, the total Purchase Money, with 3% compound interest, will be refunded.

MALES.					FEMALES.				
Commencing Age Last Birthday.	Weekly Payments for Annuities at				Commencing Age Last Birthday.	Weekly Payments for Annuities at			
	Age 55.	Age 60.	Age 65.	Age 70.		Age 55.	Age 60.	Age 65.	Age 70.
14	.23	.16	.11	.08	14	.25	.17	.12	.08
15	.25	.17	.12	.08	15	.26	.18	.13	.09
16	.26	.18	.12	.08	16	.28	.19	.13	.09
17	.27	.19	.13	.09	17	.29	.20	.14	.10
18	.29	.20	.13	.09	18	.31	.21	.15	.10
19	.30	.21	.14	.10	19	.32	.22	.15	.11
20	.32	.22	.15	.10	20	.34	.24	.16	.11
21	.34	.23	.16	.11	21	.36	.25	.17	.12
22	.35	.24	.17	.11	22	.38	.26	.18	.12
23	.37	.26	.18	.12	23	.40	.28	.19	.13
24	.40	.27	.18	.12	24	.42	.29	.20	.14
25	.42	.29	.19	.13	25	.45	.31	.21	.14
26	.45	.30	.20	.14	26	.48	.32	.22	.14
27	.47	.32	.22	.15	27	.50	.34	.23	.15
28	.50	.34	.23	.15	28	.54	.36	.24	.16
29	.53	.36	.24	.16	29	.57	.38	.26	.17
30	.57	.38	.25	.17	30	.61	.41	.27	.18
31	.61	.40	.27	.19	31	.65	.43	.29	.19
32	.65	.42	.28	.19	32	.69	.46	.30	.20
33	.69	.45	.30	.20	33	.74	.49	.32	.21
34	.74	.48	.32	.21	34	.79	.52	.34	.22
35	.80	.51	.34	.22	35	.85	.55	.36	.24
36		.55	.36	.24	36		.59	.38	.25
37		.58	.38	.25	37		.63	.41	.27
38		.62	.40	.27	38		.67	.43	.29
39		.67	.43	.28	39		.72	.46	.30
40		.72	.46	.30	40		.77	.49	.32
41			.49	.32	41			.52	.34
42			.52	.34	42			.56	.36
43			.56	.36	43			.60	.39
44			.60	.39	44			.64	.41
45			.65	.41	45			.69	.44
46				.44	46				.47
47				.47	47				.50
48				.51	48				.54
49				.55	49				.58
50				.59	50				.62

DEFERRED ANNUITIES GUARANTEED FOR 10 YEARS BUT PAYABLE THEREAFTER SO LONG AS ANNUITANT LIVES.

Yearly payments (which may be split up into weekly, monthly, quarterly or half-yearly amounts if desired without additional cost) required for the purchase of a Guaranteed Annuity of \$100 beginning at age 55, 60, 65 or 70. In the event of death at any time before the first payment of Annuity falls due all payments made, with 3 per cent. compound interest, will be refunded to the heirs. In the event of death within the first ten years after the Annuity becomes payable the payments will be continued for the full ten years as the purchaser may direct. If the annuitant survives the 10 years the Annuity will be continued so long as the annuitant lives. The cost of each additional \$100 up to \$600 is at same rate. The Annuity would be paid in instalments of \$25 every three months.

Example: A man aged 20 purchasing a Guaranteed Annuity of \$100 to begin at age 60 would pay in \$11.14 a year for 40 years, or a total of \$445.60.

If he should die at any time before the Annuity fell due, all that he had paid in with 3 per cent. compound interest would be returned to his heirs.

If he should die after the last premium had been paid and just before the Annuity fell due, the Government would return to his wife or heirs the sum of \$865.17.

If he died after receiving one payment of Annuity the Government would pay to his wife or heirs \$25 every three months until the whole of the \$1,000 guaranteed had been paid.

If he survived the 10 years, the \$100 a year, which is the annual income on a deposit of \$3,333.33½ in the Post Office Savings Bank, would be paid to himself so long as he might live if he should live to be 100 or over.

SESSIONAL PAPER No. 10c

DEFERRED Annuities guaranteed for Ten Years, &c.—*Concluded.*

MALES.					FEMALES.				
Commencing Age Last Birthday.	Yearly Rate for Annuity of \$100 at:—				Commencing Age Last Birthday.	Yearly Rate for Annuity of \$100 at:—			
	Age 55.	Age 60.	Age 65.	Age 70.		Age 55.	Age 60.	Age 65.	Age 70.
	\$ cts.	\$ cts.	\$ cts.	\$ cts.		\$ cts.	\$ cts.	\$ cts.	\$ cts.
5	7.59	5.28	3.60	2.38	5	8.12	5.71	3.93	2.65
6	7.97	5.54	3.78	2.50	6	8.52	5.99	4.12	2.78
7	8.36	5.82	3.97	2.63	7	8.94	6.28	4.33	2.91
8	8.78	6.10	4.16	2.76	8	9.39	6.59	4.54	3.06
9	9.22	6.41	4.37	2.90	9	9.86	6.92	4.76	3.21
10	9.69	6.73	4.59	3.05	10	10.36	7.26	5.00	3.37
11	10.19	7.06	4.82	3.20	11	10.89	7.62	5.24	3.54
12	10.71	7.42	5.06	3.37	12	11.45	8.01	5.51	3.71
13	11.27	7.80	5.32	3.54	13	12.05	8.42	5.78	3.90
14	11.86	8.20	5.59	3.72	14	12.68	8.84	6.07	4.10
15	12.49	8.62	5.88	3.91	15	13.35	9.30	6.38	4.31
16	13.15	9.07	6.18	4.12	16	14.06	9.78	6.70	4.53
17	13.86	9.54	6.50	4.33	17	14.82	10.29	7.05	4.76
18	14.61	10.04	6.84	4.56	18	15.63	10.83	7.41	5.00
19	15.42	10.58	7.19	4.80	19	16.49	11.40	7.79	5.26
20	16.28	11.14	7.57	5.06	20	17.41	12.01	8.20	5.53
21	17.20	11.74	7.97	5.33	21	18.39	12.66	8.63	5.82
22	18.18	12.38	8.40	5.61	22	19.44	13.35	9.09	6.12
23	19.23	13.07	8.85	5.92	23	20.56	14.08	9.57	6.45
24	20.36	13.79	9.33	6.24	24	21.77	14.86	10.08	6.79
25	21.58	14.57	9.84	6.58	25	23.07	15.70	10.63	7.15
26	22.89	15.40	10.38	6.94	26	24.47	16.59	11.21	7.53
27	24.30	16.29	10.96	7.32	27	25.99	17.54	11.82	7.94
28	25.83	17.24	11.57	7.73	28	27.62	18.57	12.48	8.37
29	27.49	18.27	12.23	8.16	29	29.40	19.67	13.18	8.83
30	29.29	19.37	12.93	8.62	30	31.33	20.85	13.93	9.32
31	31.26	20.55	13.68	9.11	31	33.43	22.12	14.73	9.84
32	33.41	21.83	14.49	9.64	32	35.73	23.50	15.59	10.39
33	35.77	23.22	15.35	10.19	33	38.26	24.99	16.51	10.98
34	38.37	24.73	16.28	10.79	34	41.04	26.60	17.50	11.61
35	41.24	26.36	17.27	11.43	35	44.11	28.36	18.56	12.28
36	44.44	28.15	18.35	12.11	36	47.53	30.27	19.70	13.00
37	48.00	30.10	19.51	12.85	37	51.34	32.37	20.94	13.77
38	52.01	32.24	20.76	13.64	38	55.63	34.67	22.28	14.59
39	56.53	34.60	22.13	14.48	39	60.46	37.20	23.73	15.48
40	61.68	37.21	23.62	15.40	40	65.97	40.00	25.31	16.44
41	67.58	40.11	25.24	16.38	41	72.28	43.11	27.03	17.46
42	74.41	43.35	27.01	17.45	42	79.58	46.58	28.91	18.58
43	82.41	46.98	28.96	18.60	43	88.13	50.47	30.98	19.78
44	91.89	51.09	31.10	19.85	44	98.27	54.87	33.25	21.09
45	103.29	55.76	33.47	21.22	45	110.46	59.88	35.77	22.51
46	117.26	61.12	36.11	22.71	46	125.39	65.62	38.56	24.06
47	134.76	67.32	39.05	24.33	47	144.10	72.26	41.68	25.75
48	157.30	74.58	42.35	26.12	48	168.19	80.04	45.18	27.61
49	187.41	83.18	46.08	28.10	49	200.36	89.26	49.13	29.66
50	229.60	93.53	50.33	30.28	50	245.46	100.34	53.63	31.93
51		106.21	55.19	32.70	51		113.92	58.79	34.44
52		122.09	60.33	35.41	52		130.93	64.76	37.25
53		142.54	67.43	38.45	53		152.83	71.75	40.40
54		169.85	75.24	41.83	54		182.07	80.02	43.97
55		208.14	84.64	45.79	55		223.07	89.98	48.02
56			96.16	50.27	56			102.18	52.66
57			110.58	55.46	57			117.45	58.04
58			129.15	61.52	58			137.12	64.34
59			153.94	68.71	59			163.39	71.80
60			188.68	77.35	60			200.21	80.77
61				87.94	61				91.76
62				101.18	62				105.52
63				118.24	63				123.24
64				141.00	64				146.91
65				172.90	65				180.08

IMMEDIATE ANNUITIES GUARANTEED FOR 10 YEARS.

Should the annuitant die before the 10 years expired, the annuity would be continued for the remainder of the term as the purchaser might direct. If the annuitant survived the 10 years, the annuity would be continued to the annuitant so long as he or she might live.

Age last Birthday.	Amount required for a life Annuity of \$100.		Age last Birthday.	Amount required for a life Annuity of \$100.	
	Males.	Females.		Males.	Females.
	\$	\$		\$	\$
55	1,265	1,356	68	979	1,030
56	1,241	1,332	69	962	1,009
57	1,217	1,307	70	946	983
58	1,193	1,282	71	930	969
59	1,169	1,256	72	916	951
60	1,145	1,230	73	903	934
61	1,122	1,204	74	892	918
62	1,100	1,178	75	881	904
63	1,078	1,152	76	871	891
64	1,057	1,127	77	862	880
65	1,036	1,102	78	855	870
66	1,016	1,077	79	848	861
67	997	1,054	80	843	853

Information as to the cost to males or females of any age of 5 and over of annuities on any authorized plan will be furnished by the undersigned on receipt of particulars as to age (or ages) last birthday, the age at which annuity is desired to begin, and the amount of annuity required.

S. T. BASTEDO,
Supt. Canadian Government Annuities,
Dept. of Trade and Commerce.
Ottawa.

SESSIONAL PAPER No. 10c

BOUNTIES.

STATEMENT showing Total Bounties paid by Commodities during the Fiscal Year ended March 31, 1910.

	\$ cts.	\$ cts.
Pig iron	573,968 88	
Steel	695,752 15	
Wire rods	538,812 30	
		1,808,533 33
Lead		340,542 19
Manila fibre, used in binder twine and cordage		61,506 83
Crude petroleum		203,588 80
		2,414,171 15

STATEMENT showing Bounties paid to the various Iron and Steel Companies on Iron, Steel, &c., during the Fiscal Year ended March 31, 1910.

Company.	Pig Iron.		Steel.		Wire Rods.		Totals.	
	\$	cts.	\$	cts.	\$	cts.	\$	cts.
Algoma Steel Co., Ltd., Sault Ste. Marie, Ont.	136,068	40	182,746	37			318,814	77
Dominion Iron and Steel Co., Ltd., Sydney, N.S.	174,442	96	316,248	59	538,812	30	1,029,503	85
Nova Scotia Steel and Coal Co., Ltd., Sydney Mines, N.S.	36,075	60	61,270	19			97,345	79
Hamilton Steel and Iron Co., Ltd., Hamilton, Ont.	162,013	64	76,394	71			238,408	35
Canada Iron Corporation, Midland, Ont.	31,935	79					31,935	79
" " Radnor Forges, Que.	7,691	71					7,691	71
" " Drummondville, Que.	520	56					520	56
Lake Superior Iron & Steel Co., Sault Ste. Marie, Ont.			54,628	56			54,628	56
Ontario Iron & Steel Co., Welland, Ont.			4,463	73			4,463	73
Atikokan Iron Co., Pt. Arthur, Ont.	15,699	76					15,099	76
Standard Chemical Co., Deseronto, Ont.	10,120	46					10,120	46
	573,968	88	695,752	15	538,812	30	1,808,533	33

STATEMENT showing the Bounties paid on Pig Iron, Puddled Iron Bars, Steel,
Year, 1896

Years ended.	PIG IRON.		PUDDLED IRON BARS.		STEEL.	
	Quantity.	Bounty.	Quantity.	Bounty.	Quantity.	Bounty.
	Tons.	\$	Tons.	\$	Tons.	\$
June 30—1896	52,052	104,105	2,804	5,611	29,749	59,499
" 1897	33,254	66,509	1,509	3,019	8,683	17,366
" 1898	72,523	165,654	2,568	7,706	24,673	67,454
" 1899	76,496	187,954	5,837	17,511	23,342	74,644
" 1900	101,838	238,296	3,374	10,121	21,453	64,360
" 1901	150,339	351,259	5,567	16,703	33,352	100,058
" 1902	341,654	693,108	6,984	20,550	56,375	77,431
" 1903	321,191	666,001	2,482	6,702	260,668	729,102
" 1904	273,434	533,982	4,321	11,669	128,884	347,990
" 1905	386,719	624,667	3,509	7,895	300,421	676,318
" 1906	581,858	687,632	3,560	5,875	569,237	941,000
March 31—1907 (9 months)	416,265	385,231	297	312	454,932	575,259
" 1908	686,780	863,817	661,940	1,092,201
" 1909	609,431	693,423	570,588	838,100
" 1910	740,244	573,969	740,390	695,752
Totals.....	4,844,078	6,835,607	42,812	113,674	3,864,687	6,556,534

SESSIONAL PAPER No. 10c

Manufactures of Steel, Lead, Manila Fibre and Crude Petroleum during each Fiscal to 1910.

MANUFACTURES OF STEEL.		LEAD.		MANILA FIBRE.		CRUDE PETROLEUM.		Total, Bounties.	
Quantity.	Bounty.	Quantity.	Bounty.	Quantity.	Bounty.	Quantity.	Bounty.		
Tons.	\$	Lbs.	\$	Lbs.	\$	Galls.	\$	\$	
.....								169,215	
.....								86,894	
.....								240,814	
.....		449,636,000	76,665	} Silver Ore.				356,774	
.....		177,990,000	43,335						356,112
.....		245,792,000	30,000						498,020
.....								791,089	
.....		2,576,000	4,380					1,406,185	
4,211	15,321	26,748,104	195,627	7,473,754	25,452			1,130,041	
40,213	231,324	56,489,523	330,645	4,046,699	13,789	23,336,478	350,047	2,234,685	
72,875	369,832	28,708,428	90,196	4,423,300	15,079	19,410,480	291,157	2,400,771	
63,238	338,999	21,479	1,995	3,998,015	13,595	17,770,205	266,553	1,581,944	
57,856	347,135	15,425,553	51,001	12,315,276	41,983	26,081,139	391,217	2,787,354	
55,515	333,091	42,533,287	307,434	10,137,946	34,561	17,379,871	260,698	2,467,307	
39,802	538,812	45,467,545	340,542	18,041,994	61,507	13,572,587	203,589	2,414,171	
383,710	2,174,514	1,091,387,919	1,471,820	60,436,984	205,966	117,550,760	1,763,261	18,921,376	

1 GEORGE V., A. 1911

STATEMENT showing Bounties paid to various Cordage Companies on Manila Fibre used in the Manufacture of Binder Twine and Cordage during the Fiscal Year ended March 31, 1910.

Company.	Pounds of Binder Twine and Cordage made.	Manila Fibre used.	Amount paid.
	Lbs.	Lbs.	\$ cts.
The Canadian Cordage & Mfg. Co., Ltd., Peterboro', Ont ...	2,682,527	1,639,890	5,590 52
The Brantford Cordage Co., Ltd., Brantford, Ont.....	2,514,096	1,700,740	5,797 96
The Colonial Cordage Co., Ltd., Toronto, Ont.....	890,375	752,130	2,564 07
The Consumers Cordage Co., Ltd., Montreal, Que., and Dartmouth, N.S.....	4,998,297	4,086,690	13,931 96
The Kingston Penitentiary Binder Twine Factory, Kingston, Ont.....	92,256	68,280	232 78
The Farmers Binder Twine Co., Ltd., Brantford, Ont.....	1,537,344	505,664	1,723 86
The Plymouth Cordage Co., Ltd., Welland, Ont.....	14,569,195	9,288,600	31,665 68
	27,284,090	18,041,994	61,506 83

Binder twine made, 18,400,842 lbs. Cordage made, 8,883,248 lbs.

STATEMENT showing the rates of Bounties payable under Statute upon various articles for the Years ending December, 1907, 1908, 1909 and 1910.

—	1907.	1908.	1909.	1910.
(a) Pig iron—Canadian.....	\$ 2 10 per ton.	\$ 2 10 per ton.	\$ 1 70 per ton.	\$ 0 90 per ton.
Foreign.....	1 10 " "	1 10 " "	0 70 " "	0 40 " "
(a) Puddled bars.....	1 65 " "	1 65 " "	1 05 " "	0 60 " "
(a) Steel.....	1 65 " "	1 65 " "	1 05 " "	0 60 " "
Manufactures of steel, viz. :—				
Wire rods.....	6 00 " "	6 00 " "	6 00 " "	6 00 " "
*Electric process—				
(a) Pig.....			2 10 " "	2 10 " "
(a) Steel.....			1 65 " "	1 65 " "
‡Lead—				
(b) Smelted in Canada.....	15 00 " "	15 00 " "	15 00 " "	15 00 " "
(d) Crude petroleum.....	0 01½ per gall.	0 01½ per gall.	0 01½ per gall.	0 01½ per gall.
(c) Manila fibre—Equal to export duty on Manila fibre in Philippine Islands, or 75 cents per 100 kilos. (1 kilo=2 204 lbs.)				

(a) Vide Act 6-7. Edward VII, chap. 24.

(b) Vide Act 7-8. Edward VII, chap. 43.

(c) Vide Act 3. Edward VII, chap. 5, and Act 6-7, Edward VII, chap. 5.

(d) Vide Act 9-10. Edward VII, chap. 46.

* Extended to December 31, 1912. ‡ Extended to June 30, 1913.

SESSIONAL PAPER No. 10c

CHINESE IMMIGRATION.

STATEMENT showing the TRANSACTIONS under the CHINESE IMMIGRATION ACTS to March 31, 1910.

The original Act went into force as respects arrivals by vessels sailing from ports in North America on August 20, 1885, and as respects arrivals by other vessels on January 1, 1886, *vide* 48-49 Victoria, chapter 71.

The Act as it appears in the Revised Statutes, chapter 67 (1886), is slightly changed from the original. There have been since then two amendments thereto, *viz.* : as per 50-51 Victoria, chapter 35 (1887) and 55-56 Victoria, chapter 25 (1892).

These general Acts were repealed by the Act 63-64 Victoria, chapter 32, which came into force Jan. 1, 1901. There has been since then one amendment thereto, *viz.* : as per 2 Edward VII., chapter 5 (1902).

The Act 63-64 Victoria, chapter 32 (1900) and Act 2 Edward VII., chapter 5 (1902), are repealed by the Act 3 Edward VII., chapter 8 (1903), which came into force January 1, 1904.

All previous Acts in force were consolidated in the Revised Statutes of 1906 under chapter 95, and in July, 1908, amendments thereto were enacted, *viz.* : 7-8 Edward VII., chapter 14.

The administration of the Act was by Order in Council of September 1, 1885, assigned to the Department of Customs and transferred to the Department of Trade and Commerce by Order in Council of March 13, 1893.

The annual revenue, expenditure, &c., has been as follows :—

Fiscal Years.	Exempts.	Paying Tax.	Regis- tration for Leave.	Total Revenue.	Refunds.	Expenses of Collection.	Share of Capitation Tax paid to Provinces.
	No.	No.	No.	\$ cts.	\$ cts.	\$ cts.	\$ cts.
1886.....	1	211	829	11,693 00	450 00	1,629 26	2,525 00
1887.....		124	734	7,424 50		2,123 81	1,450 00
1888.....		290	868	15,694 50		2,041 22	3,587 50
1889.....	112	782	1,322	40,808 00	250 00	2,104 25	9,600 00
1890.....	97	1,069	1,671	56,258 00	300 00	1,634 99	13,250 00
1891.....	12	2,114	1,617	107,785 50	300 00	1,760 79	26,275 00
1892.....	6	3,276	2,168	166,502 00	550 00	1,980 36	40,662 50
1893.....	14	2,244	1,277	113,191 00	2,100 00	2,534 83	27,387 50
1894.....	22	2,087	666	105,021 50	500 00	3,469 80	25,437 50
1895.....	22	1,440	473	72,475 00	550 00	3,287 50	17,200 00
1896.....	24	1,762	697	88,800 50	950 00	2,873 78	21,312 50
1897.....	24	2,447	768	123,119 50	1,250 00	2,959 19	29,900 00
1898.....	17	2,175	802	109,754 00	1,250 00	2,954 57	26,400 00
1899.....	17	4,385	859	220,309 50	950 00	3,072 89	53,262 50
1900.....	26	4,231	1,102	215,102 00	4,900 00	3,195 00	55,462 50
1901.....	26	2,518	1,204	178,704 00	3,850 00	3,495 00	43,500 00
1902.....	62	3,525	1,922	364,972 00	1,700 00	3,555 81	87,687 50
1903.....	84	5,245	2,044	526,744 00	1,600 00	4,099 99	261,450 00
1904.....	128	4,719	1,920	474,420 00	2,400 00	4,193 26	231,600 00
1905.....	69	8	2,080	6,080 00	10,000 00	2,926 78	
1906.....	146	22	2,421	13,521 00	2,300 00	3,154 43	25,550 00
1907 (9 mos.).....	200	91	2,594	48,094 00	5,000 00	2,414 53	
1908.....	752	1,482	3,535	746,535 00	10,000 00	3,820 56	365,750 00
1909.....	695	1,411	3,731	713,131 00	67,500 00	4,877 50	318,756 00
1910.....	688	1,614	4,002	813,003 00	42,100 00	10,071 69	382,450 00
Totals.....	3,244	49,272	41,306	5,339,442 50	160,800 00	80,231 79	2,069,850 00

(a) On January 1, 1901, the Capitation Tax was increased from \$50 to \$100. (b) On January 1, 1904, the Capitation Tax was increased from \$100 to \$500.

STATEMENT showing Refunds made to the various Provinces on account of
Capitation Tax Collected.

Fiscal Years.		\$	cts.
1886.....	British Columbia.....		2,525 00
1887.....	" "		1,450 00
1888.....	" "		3,587 50
1889.....	" "		9,600 00
1890.....	" "		13,250 00
1891.....	" "		26,275 00
1892.....	" "		40,662 50
1893.....	" "		27,387 50
1894.....	" "		25,437 50
1895.....	" "		17,200 00
1896.....	" "		21,312 50
1897.....	" "		29,900 00
1898.....	" "		26,400 00
1899.....	" "		53,262 50
1900.....	" "	\$ 47,362 50	
	Quebec.....	2,350 00	
	Ontario.....	4,137 50	
	New Brunswick.....	62 50	
	Nova Scotia.....	287 50	
	Manitoba.....	475 00	
	N. W. Territories.....	787 50	
	Includes payments accrued prior to 1900.		
			55,462 50
1901.....	British Columbia.....	40,512 50	
	Quebec.....	1,300 00	
	Ontario.....	1,550 00	
	Nova Scotia.....	100 00	
	N. W. Territories.....	37 50	
			43,500 00
1902.....	British Columbia.....	86,287 50	
	Quebec.....	862 50	
	Ontario.....	525 00	
	N. W. Territories.....	12 50	
			87,687 50
1903 (a).....	British Columbia.....	258,050 00	
	Ontario.....	350 00	
	Quebec.....	2,800 00	
	Nova Scotia.....	150 00	
	N. W. Territories.....	100 00	
			261,450 00
1904.....	British Columbia.....	225,000 00	
	Ontario.....	6,000 00	
1905.....	(b)		
1906.....			
1907 (9 mos.)			
	British Columbia.....	18,800 00	
	Ontario.....	450 00	
	Quebec.....	5,600 00	
	Nova Scotia.....	250 00	
	New Brunswick.....	250 00	
	Yukon.....	200 00	
			25,550 00
1908.....	British Columbia.....	345,000 00	
	Quebec.....	18,500 00	
	Ontario.....	250 00	
	Nova Scotia.....	750 00	
	New Brunswick.....	1,000 00	
	Saskatchewan.....	250 00	
			365,750 00
1909.....	British Columbia.....	304,500 00	
	Quebec.....	13,500 00	
	Ontario.....	250 00	
	Nova Scotia.....	250 00	
	New Brunswick.....	250 00	
			318,750 00

SESSIONAL PAPER No. 10c

STATEMENT showing Refunds made to the various Provinces on account of
Capitation Tax Collected—*Concluded.*

Fiscal Years.	\$	cts.	
1910....	British Columbia.....	\$ 356,200 00	
	Quebec.....	22,500 00	
	Ontario.....	1,500 00	
	Nova Scotia.....	250 00	
	New Brunswick.....	1,750 00	
	Alberta.....	250 00	
		382,450 00	

(a) Prior to 1903 one-fourth of all entry dues paid by Chinese immigrants (less cost of collection) at the end of each fiscal year was paid to the Province wherein it was collected. Commencing in 1903, under 2 Edward VII, Chap. 5, one-half the amount is refunded to the respective provinces

(b) On account of small collections no payments were made to the Provinces for 1905 and 1906, but were included in the refunds for 1907.

1 GEORGE V., A. 1911

STATEMENT showing Chinese Arrivals and Revenue Accrued by Principal Ports.

Fiscal Years.	Exempts.	Capitation Tax at \$50 each.	Registration for Leave at \$1 each.	Other Revenue.	Total Revenue.
	No.	No.	No.	\$ cts.	\$ cts.
1886.					
Victoria	1	210	824	142 00	11,466 00
Montreal.....				55 50	55 50
Other ports.....		1	5	116 50	171 50
Totals.....	1	211	829	314 00	11,693 00
1887.					
Victoria		116	728	484 50	7,012 50
Other ports.....		8	6	6 00	412 00
Totals.....		124	734	490 50	7,424 50
1888.					
Victoria.....		56	782	289 00	3,871 00
Vancouver.....		219	59	29 50	11,038 50
Montreal.....		1	1		51 00
Other ports.....		14	26	8 00	734 00
Totals.....		290	868	326 50	15,694 00
1889.					
Victoria.....	112	34	991	254 50	2,945 50
Vancouver.....		739	300	117 50	37,367 50
Montreal.....		6	1	0 50	301 50
Other ports.....		3	30	13 50	193 50
Totals.....	112	782	1,322	386 00	40,808 00
1890.					
Victoria	97	51	1,177	983 00	4,710 00
Vancouver.....		1,010	451	134 00	51,085 00
Montreal.....		2	1		101 00
Other ports.....		6	42	20 00	362 00
Totals.....	97	1,069	1,671	1,137 00	56,258 00
1891.					
Victoria.....	12	754	526	153 00	38,379 00
Vancouver.....		1,350	1,016	284 00	68,800 00
Montreal.....		1	6		56 00
Other ports.....		9	69	31 50	550 50
Totals.....	12	2,114	1,617	468 50	107,785 50
1892.					
Victoria.....	6	2,138	641	209 50	107,750 50
Vancouver.....		1,123	1,213	209 50	57,572 50
Montreal.....		2	29		129 00
Other ports.....		13	285	115 00	1,050 00
Totals.....	6	3,276	2,168	534 00	166,502 00

SESSIONAL PAPER No. 10c

STATEMENT showing Chinese Arrivals and Revenue Accrued by Principal Ports.

—Continued.

Fiscal Years.	Exempts.	Capitation Tax at \$50 each.	Registration for Leave at \$1 each.	Other Revenue.	Total Revenue.
1893.	No.	No.	No.	\$ cts.	\$ cts.
Victoria	14	1,556	516	2 50	78,318 50
Vancouver		636	741	6 00	32,547 00
Montreal		12	7		607 00
Halifax		9			450 00
Other ports		31	13	5 50	1,568 50
Totals	14	2,244	1,277	14 00	113,491 00
1894.					
Victoria	22	1,130	296		56,796 00
Vancouver		912	370		45,970 00
Montreal		21			1,050 00
Halifax		7			350 00
Other ports		17		5 50	855 50
Totals	22	2,087	666	5 50	105,021 50
1895.					
Victoria	22	687	235		34,585 00
Vancouver		695	238	0 50	34,988 50
Montreal		30			1,500 00
Halifax		9			450 00
Other ports		19		1 50	951 50
Totals	22	1,440	473	2 00	72,475 00
1896					
Victoria	23	780	347		39,347 00
Vancouver		941	350		47,400 00
Montreal		19			950 00
Other ports	1	22		3 50	1,103 50
Totals	24	1,762	697	3 50	88,800 50
1897.					
Victoria	19	1,169	513		58,963 00
Vancouver	5	1,247	254		62,604 00
Montreal		8			400 00
Halifax		1			50 00
Other ports		22	1	1 50	1,102 50
Totals	24	2,447	768	1 50	123,119 50
1898.					
Victoria	16	1,060	410	50 00	53,460 00
Vancouver	1	1,074	390	150 00	54,240 00
Sarnia		1			50 00
Montreal		17			850 00
Halifax			2		2 00
Other ports		23		2 00	1,152 00
Totals	17	2,175	802	202 00	109,754 00

1 GEORGE V., A. 1911

STATEMENT showing Chinese Arrivals and Revenue Accrued by Principal Ports.

—Continued.

Fiscal Years.	Exempts.	Capitation Tax at \$50 each.	Registration for Leave at \$1 each.	Other Revenue.	Total Revenue.
	No.	No.	No.	\$ cts.	\$ cts.
1899.					
Victoria	16	2,898	400		145,300 00
Vancouver.....	1	1,379	459	200 50	69,689 50
Sarnia		48			2,400 00
Montreal.....		21			1,050 00
Halifax.....		1			50 00
Other ports		38			1,900 00
Totals.....	17	4,385	859	200 50	220,309 50
1900.					
Victoria.....	20	2,677	570		134,420 00
Vancouver.....	6	1,203	532		60,682 00
Sarnia.....		271			13,550 00
Montreal.....		47		2,450 00	4,800 00
Halifax.....		7			350 00
Other ports		26			1,300 00
Totals.....	26	4,231	1,102	2,450 00	215,102 00
1901.					
Victoria.....	21	Increased to \$100 from Jan. 1, 1901. 1,125	695		75,495 00
Vancouver.....	4	1,196	508		90,908 00
Sarnia.....		104			6,050 00
Montreal.....		59			4,050 00
Halifax.....		5			400 00
Other ports	1	29	1	50 00	1,801 00
Totals.....	26	2,518	1,204	50 00	178,704 00
1902.					
Victoria.....	41	1,926	1,017		193,617 00
Vancouver.....	21	1,535	905		154,405 00
Sarnia.....		15			1,500 00
Montreal.....		30		10,600 00	13,600 00
Other ports		19			1,850 00
Totals.....	62	3,525	1,922	10,600 00	364,972 00
1903.					
Victoria.....	44	3,290	894		329,894 00
Vancouver.....	40	1,883	1,142		189,442 00
Montreal.....		54			5,400 00
Halifax.....		3	8		308 00
Other ports		15		200 00	1,700 00
Totals.....	84	5,245	2,044	200 00	526,744 00
1904.					
Victoria.....	56	Increased to \$500 from Jan. 1, 1904. 3,561	725		356,825 00
Vancouver.....	71	996	1,188		101,188 00
Sarnia.....		125			12,500 00
Montreal.....		27			2,700 00
Halifax.....	1		5		5 00
Other ports		10	2	200 00	1,202 00
Totals.....	128	4,719	1,920	200 00	474,420 00

SESSIONAL PAPER No. 10c

STATEMENT showing Chinese Arrivals and Revenue Accrued by Principal Ports
—Concluded.

Fiscal Years.	Exempts.	Capitation Tax at \$500 each.	Registration for Leave at \$1 each.	Other Revenue.	Total Revenue.
	No.	No.	No.	\$ cts.	\$ cts.
1905.					
Victoria.....	37		692		692 00
Vancouver.....	32	8	1,381		5,381 00
Halifax.....			6		6 00
Other ports.....			1		1 00
Totals.....	69	8	2,080		6,080 00
1906.					
Victoria.....	66	6	828		3,828 00
Vancouver.....	80	11	1,560	100 00	7,160 00
Montreal.....		4	16		2,016 00
Halifax.....		1	4		504 00
North Sydney.....			13		13 00
Totals.....	146	22	2,421	100 00	13,521 00
1907 (9 mos).					
Victoria.....	85	13	909		7,409 00
Vancouver.....	101	62	1,665		32,665 00
Montreal.....		13	13		6,513 00
North Sydney.....		1	7		507 00
Other ports.....	14	2			1,000 00
Totals.....	200	91	2,594		48,094 00
1908.					
Victoria.....	238	551	1,502	300 00	277,302 00
Vancouver.....	315	842	2,015		423,015 00
Montreal.....	37	70	11		35,011 00
Halifax.....	123	1	5		505 00
North Sydney.....		2	2	1,700 00	2,702 00
Other ports.....	39	16			8,000 00
Totals.....	752	1,482	3,535	2,000 00	746,535 00
1909					
Victoria.....	220	541	2,343	100 00	272,943 00
Vancouver.....	299	798	1,365		400,365 00
Montreal.....	127	65	16	3,800 00	36,316 00
Halifax.....	23		2		2 00
North Sydney.....		2	3		1,003 00
Other ports.....	26	5	2		2,502 00
Totals.....	695	1,411	3,731	3,900 00	713,131 00
1910.					
Victoria.....	191	963	2,412	1	483,913
Vancouver.....	354	539	1,542		271,042
Nanaimo.....	62				
Montreal.....	45	52	10		46,010
Ottawa.....	1	4			2,000
Halifax.....		4	5		2,005
St. John, N.B.....	1	7	1		3,501
Other ports.....	34	5	32	2,000	4,532
Totals.....	688	1,614	4,002	2,001	813,003

STATEMENT showing Quantity of Lumber measured, culled and counted at the Port of Quebec for the Fiscal Year ended March 31, 1910, with totals for the eight preceding Years.

Pieces.	Description.	Measured, Culled and Counted.	Tons Standard.	Rate.	Cullers' Fees.	Total accrued.
				c.	\$ c.	\$ c.
13,285	Waney, W. pine	Culled	18,470			
9	" red pine	"	7			
13,294			18,477			
	Waney, W. pine	Stringed				
	" chestnut	"				
7	" elm	"	6			
21	" ash	"	13			
3,195	" birch	"	1,521			
	" oak	"				
	" maple	"				
1	" whitewood	"	2			
	" walnut	"				
	" hickory	"				
	" tamarack	"				
	" spruce	"				
3,224			1,542			
16,518			20,019	10	2,001 90	2,001 90
1,624	Square W. pine	Measured	1,438			
	" spruce	"				
1,624			1,438	7	100 66	
228	" red pine	"	210			
10,133	" oak	"	14,139			
2,288	" elm	"	2,696			
	" ash	"				
	" greenwood	"				
19	" hickory	"	15			
12,668			17,060	9	1,535 40	
14,292			18,498		1,636 06	1,636 06
30,810			38,517			3,637 96

RECAPITULATION.

16,518	Waney lumber	Stringed '09-10	20,019		2,001 90
26,306	"	" '08-09	28,921		2,977 72
27,350	"	" '07-08	31,864		3,186 40
7,902	"	" '06-07	8,033		803 30
21,785	"	" '05-06	23,348		2,334 80
52,810	"	" '04-05	61,520		6,152 00
58,027	"	" '03-04	63,463		6,346 30
41,158	"	" '02-03	42,616		4,261 60
52,135	"	" '01-02	63,052		6,102 31
14,292	Square lumber	Measu'd '09-10	18,498		1,636 06
16,897	"	" '08-09	20,799		1,806 15
16,400	"	" '07-08	19,310		1,663 80
13,678	"	" '06-07	17,219		1,526 61
19,224	"	" '05-06	22,821		2,000 63
22,570	"	" '04-05	24,250		2,066 62
31,953	"	" '03-04	36,749		3,102 95
28,860	"	" '02-03	34,934		3,011 46
55,314	"	" '01-02	62,452		5,024 38

SESSIONAL PAPER No. 10c

INSPECTION OF CERTAIN STAPLE ARTICLES OF CANADIAN COM-
MERCE INSPECTED UNDER PROVISIONS OF CHAP. 85, REVISED
STATUTES OF CANADA AND AMENDMENTS THERETO.

STATEMENT showing Quantity of Flour and Meal Inspected and Fees Collected on same
for the Fiscal Year ended March 31, 1910, with totals for the five preceding Years.

	Patent Winter.	Straight Roller.	On Sample.		Sour.	Rejected.	Rye Flour Superfine.	Fees.
	Bags.	Bags.	Brls.	Bags.	Bags.	Bags.	Bags.	\$ cts.
M ntréal, 1909-10				5,920	49	532		65 01
" 1908-09				38,979	64	340	99	394 82
" 1907-08				3,401	42	156		71 98
" 1906-07				1,853		1,631		57 68
" 1905-06				6,281	490	157		138 56
" 1904-05	341	140	439	6,629	344	331	Meal . 100	166 48

STATEMENT showing Quantity of Hay Inspected and Fees collected on same, for the Fiscal Year ended March 31, 1910, with totals for the eight preceding Years.

DISTRICTS.	HAY.												STRAW.				Fees. \$ cts.												
	Timothy.						Clover.						Mixed.					No. 9.	No grade.	Rejected.	Shipping grade.	No. grade.							
	No. 1.		No. 2.		No. 3.		No. 1.		No. 2.		No. 3.		No. grade.		No. 1.								No. 2.		No. 3.				
	Tons.	Re- jectd.	Tons.	Re- jectd.	Tons.	Re- jectd.	Tons.	Re- jectd.	Tons.	Re- jectd.	Tons.	Re- jectd.	Tons.	Re- jectd.	Tons.	Re- jectd.		Tons.	Re- jectd.	Tons.	Re- jectd.	Tons.	Re- jectd.	Tons.	Re- jectd.	Tons.	Re- jectd.		
Toronto.....	33½		161½		52½					2½																18½		57	27
Montreal.....	102		24		48					166																184		2,004	45
Totals, 1909-10.....	135½		185½		100½					2½																202½		2,061	72
Totals, 1908-09.....	77		184½		284					5																135½		2,291	45
Totals, 1907-08.....	11		79½		71½																					16½		1,663	45
Totals, 1906-07.....			131½		75					70																15		1,448	60
Totals, 1905-06.....	15		277		2,651					9																18,083		2,161	05
Totals, 1904-05.....	13		3,163		5,849					47½																207		2,224	45
Totals, 1903-04.....	26		3,283		8,025					152																111		2,542	85
Totals, 1902-03.....	195		4,569		779					476																372		1,979	53
Totals, 1901-02.....	4,223		7,315		558					81																262		3,345	40

1 GEORGE V., A. 1911

SESSIONAL PAPER No. 10c

STATEMENT showing Quantity of Fish Inspected, and Fees collected on same for the Fiscal Year ended March 31, 1910, with totals for the eight preceding Years.

PICKLED FISH.

DISTRICTS.	Salmon.			Sea Trout.		Mack- erel.	Herring.		Gaspereau and Alewives.	Codfish.		Other Fish.		Fees.
	Tcs.	Brls.	$\frac{1}{2}$ brls.	Brls.	$\frac{1}{2}$ brls.	Brls.	Brls.	$\frac{1}{2}$ brls.	Brls.	Brls.	$\frac{1}{2}$ brls.	Brls.	$\frac{1}{2}$ brls.	
Quebec														\$ cts.
St. John.....							246	4,584						149 82
Halifax														
Lunenburg														
Totals, 1909-10..							246	4,584						149 82
Totals, 1908-09..							451	2,496						97 43
Totals, 1907-08..							427	6,507						212 46
Totals, 1906-07..							1,252	11,534						409 55
Totals, 1905-06..							813	11,536						386 78
Totals, 1904-05..						20	1,202	8,329						310 87
Totals, 1903-04..						552	687	13,581						493 88
Totals, 1902-03..	317	976	10	214	6	996	1,651	11,783	101	1,306	3	138	1	889 21
Totals, 1901-02..	20	2,121	5	23	2	2,980	3,837	11,870	627	4,055	8	10	2	1,435 61

SESSIONAL PAPER No. 10c

STATEMENT showing Quantity of Pot and Pearl Ashes Inspected, and Fees collected on same for the Fiscal Year ended March 31, 1910, and for the eight preceding Years.

ASHES.

DISTRICTS.	Pot.			PEARL.			Fees.
	First Sort.	Second Sort.	Third Sort.	First Sort.	Second Sort.	Third Sort.	
							\$ cts.
Montreal1909-10..	498	51	13	32			906 67
"1908-09..	662	30	3	30			1,137 46
"1907-03..	509	5	1	24			840 01
"(9 mos.)1906-07..	362	7		23			617 25
"1905-06..	735	57	1	35			1,290 64
"1904-05..	722	131	2	18			1,276 82
"1903-04..	489	54	1	44			894 52
"1902-03..	611	90		212			1,386 56
"1901-02..	866	220	35	119			1,889 65

1 GEORGE V, A. 1911

STATEMENT showing Quantity of Leather and Hides Inspected, and Fees collected on same for the Fiscal Year ended March 31, 1910, with totals for the eight preceding Years.

DISTRICTS.	LEATHER SIDES.	HIDES.			CALF SKINS.			Fees.
	No. 1.	No. 1.	No. 2.	No. 3.	No. 1.	No. 2.	No. 3.	
								\$ cts.
†Hamilton								
†Kingston								
*Ottawa								
Toronto { measured.. 96 sides... { weighed . 27 rolls... }		39,127	46,815	10,819	Examined 127 burnt hides.			4,852 20
Levis		4,777	1,573	281				255 20
Montreal		77,878	28,647	15,113				6,061 01
Quebec		16,838	9,795	1,425				1,402 90
†St. John								
*Winnipeg								
Totals ...1909-10		138,620	86,830	27,638				12,571 31
Totals ...1908-09		138,493	83,328	25,515				12,352 29
Totals ...1907-08		146,171	82,071	20,963				12,387 27
Totals ...1906-07		146,795	67,081	21,324				11,623 70
Totals ...1905-06		177,685	85,158	28,137				14,488 41
Totals ...1904-05		164,147	79,843	27,264				13,529 43
Totals ...1903-04		157,640	82,974	33,506				13,644 31
Totals ...1902-03	240	162,722	76,264	28,682				13,371 76
Totals ...1901-02	8,543	165,889	75,845	25,767				13,449 25

†No inspector acting.

*None offered for inspection.

SESSIONAL PAPER No. 10c

REVENUE AND EXPENDITURE.

STATEMENT showing the total Revenue and Expenditure of the Department of Trade and Commerce annually since its organization.

Years ended.	Revenue.		Expenditure.	
	\$	cts.	\$	cts.
June 30, 1893	113,491	00	499,418	99
" 1894	105,021	50	590,343	99
" 1895	72,479	25	565,099	55
" 1896	88,860	50	587,289	55
" 1897	123,119	50	619,404	75
" 1898	109,754	00	654,178	38
" 1899	220,309	50	746,719	31
" 1900	215,102	00	736,954	78
" 1901	178,704	00	740,014	40
" 1902	378,981	35	1,573,669	57
" 1903	636,897	93	2,609,205	65
" 1904	542,918	82	2,394,337	79
" 1905	79,156	69	3,467,562	74
" 1906	122,452	49	3,852,751	64
March 31, 1907 (9 months)	121,937	92	2,906,381	37
" 1908	882,644	33	5,069,644	50
" 1909	914,932	59	4,852,529	41
" 1910	1,405,265	15	4,984,048	94

STATEMENT of Revenue of the Department of Trade and Commerce, for the Fiscal Year ended March 31, 1910.

	\$	cts.	\$	cts.
Inspection of grain :				
Western Division—				
Winnipeg			151,009	15
Eastern Division—				
Kingston	95	84		
Peterborough	287	20		
Toronto	1,351	39		
Montreal	1,386	58		
			3,121	01
			154,130	16
Culling timber			3,637	96
Casual			3	00
Annuities			434,491	03
Chinese immigration			813,003	00
			1,405,265	15
Less refunds to Provinces, \$382,450. Other, \$42,100			424,550	00
Net revenue			980,715	15

1 GEORGE V., A. 1911

STATEMENT of Expenditure of the Department of Trade and Commerce for the Fiscal Year ended March 31, 1910.

Services.	Amount paid.	Totals.
<i>Departmental.</i>		
	\$ cts.	\$ cts.
Civil Government—Salaries.	38,999 19	
Contingencies.	19,298 19	
		58,297 38
<i>Chinese Immigration</i>		
Salaries.	5,825 00	
Contingencies.	1,778 39	
		7,603 39
Chinese refunds, \$42,100 ; to Provinces, \$332,450.	424,550 00	
		424,550 00
<i>Culling Timber.</i>		
Salaries (staff).	3,912 50	
" (cullers).	4,200 00	
Annuities.	2,933 28	
Contingencies.	1,710 62	
		12,756 40
<i>Inspection of Staples.</i>		
Salaries.	92,824 67	
Wages and contingencies.	92,046 35	
		184,871 02
<i>Miscellaneous.</i>		
Trade Commissioners and Commercial Agencies.	94,782 63	
International Customs Bureau.	600 00	
Bounties on pig iron.	573,968 88	
" steel.	695,752 15	
" wire rods.	538,812 30	
" manila fibre.	61,506 83	
" lead.	340,542 19	
" crude petroleum.	203,588 80	
Expenses <i>re</i> Bounties.	2,790 49	
" <i>re</i> Old Age Annuities.	23,858 36	
Old Age Annuities paid and refunds of premiums.	13,926 94	
Legal expenses <i>re</i> arrest of Chinese at Sydney.	2,468 30	
		2,552,597 87
<i>Mail Subsidies and Steamship Subventions.</i>		
Annapolis and London or Hull, England.	4,000 00	
Baddeck, Grand Narrows, &c.	5,825 00	
Bonaventure River, Que., and Petit Rocher, N.B.	3,000 00	
Canada and Australia.	180,508 98	
Canada and Great Britain.	596,426 76	
Canada and Mexico (Atlantic).	50,000 00	
" (Pacific).	54,166 61	
Canada and Newfoundland.	10,095 00	
Canada and New Zealand.	11,679 99	
Canada and South Africa.	146,000 00	
Canada, China and Japan (additional).	48,666 66	
Fronde's Point and Lockeport, N.S.	936 66	
Gaspé Basin and Dalhousie or Campbellton.	12,875 00	
Gaspé Basin and North Shore St. Lawrence (schooner)	1,000 00	
Grand Manan and Mainland.	7,000 00	
Halifax and Canso.	4,000 00	
Carried forward.	1,136,180 66	3,240,676 06

SESSIONAL PAPER No. 10c

STATEMENT of Expenditure of the Department of Trade and Commerce for the Fiscal Year ended March 31, 1910—*Concluded.*

Service.	Amount paid.		Total.	
	\$	cts.	\$	cts.
Brought forward.	1,136,180	66	3,240,676	06
<i>Mail Subsidies and Steamship Subventions—Con.</i>				
Halifax and Newfoundland, via Cape Breton.	4,000	00		
Halifax and Spry Bay.	2,500	00		
Halifax, St. John's, Nfld., and Liverpool.	20,000	00		
Magdalen Islands and mainland.	12,000	00		
Montreal and Quebec (summer) and St. John and Halifax (winter) and Manchester, Eng.	34,781	25		
Newcastle, Neguac and Miramichi ports.	2,000	00		
Pelee Island and mainland.	5,000	00		
Petit de Grat and Mulgrave.	3,000	00		
Petitcodiac River and Cumberland County.	2,000	00		
Pictou and Cheticamp.	2,000	00		
Pictou, Murray Harbour, &c., and Georgetown.	6,000	00		
Port Mulgrave and Canso.	4,000	00		
Port Mulgrave, St. Peters, Marble Mountain, &c.	6,000	00		
Port Mulgrave and Guysboro.	5,000	00		
Port Mulgrave and Cheticamp.	5,000	00		
Prince Rupert, B.C., and Queen Charlotte Islands.	2,200	00		
P. E. Island, Cape Breton and Newfoundland.	8,000	00		
P. E. Island and mainland.	12,500	00		
Québec and Blanc Sablon, &c.	20,000	00		
Québec and Gaspé Basin.	8,500	00		
Québec and Isle of Orleans.				
Riviere du Loup and Tadousac.	8,543	94		
St. Catherines Bay and Tadousac.	3,054	48		
St. John and Digby.	19,792	50		
St. John, Annapolis and Granville.	1,471	15		
St. John, Digby and Clementsport.	1,473	22		
St. John, Dublin and Belfast.	3,750	00		
St. John and Glasgow.	11,250	00		
St. John, Halifax and London.	40,000	00		
St. John and Halifax.	8,653	60		
St. John and Margaretsville.	2,500	00		
St. John and Minas Basin.	3,000	00		
St. John and Cumberland Basin.	3,000	00		
St. John and Westport.	1,500	00		
St. John, Halifax, West Indies and South America.	65,700	00		
Halifax and Jamaica.	13,800	00		
St. John and St. Andrews.	1,000	00		
St. Stephen, St. Croix River, &c.	3,000	00		
Sydney and Bay St. Lawrence.	1,500	00		
Sydney and Whycomagh.	2,000	00		
Victoria and San Francisco.	3,000	00		
Victoria, Vancouver and Skagway.	12,500	00		
Victoria, Vancouver Island (West Coast).	5,000	00		
	1,516,150	80		
<i>Under Special Statute.</i>				
Canada, China and Japan.	73,000	00		
Canada and France.	147,222	08		
Total expenditure.			4,977,048	94

1 GEORGE V., A. 1911
STATISTICAL RECORD OF

Years ended June 30.	CURRENCY AND							
	Area.	Estimated Population July 1.	Chartered Banks Capital Paid up.	CIRCULATION.		DEPO-		Government Savings Banks except P. O.
				Notes issued by Chartered Banks.	Dominion Notes.	Chartered Banks.	Post Office Savings Banks.	
Sq. miles.	No.	\$	\$	\$	\$	\$	\$	
1868	662,148	3,371,594	30,289,045	8,307,079	3,795,000	33,317,879	204,589	1,483,219
1869	662,148	3,412,617	30,981,074	8,063,198	4,830,000	40,779,472	856,814	1,594,525
1870	3,370,760	3,454,248	32,050,597	14,167,948	7,479,353	54,074,760	1,588,849	1,822,570
1871	3,729,665	3,518,411	36,415,210	18,339,893	7,367,341	57,787,922	2,497,260	2,072,637
1872	3,729,665	3,610,992	45,134,709	25,040,077	10,510,541	51,503,201	3,096,500	2,154,234
1873	3,729,665	3,668,220	55,102,959	29,516,046	11,284,132	57,509,823	3,207,052	2,958,170
1874	3,729,665	3,825,305	60,443,445	26,583,130	12,175,579	65,468,697	3,204,965	4,005,295
1875	3,729,665	3,886,534	63,367,687	20,902,991	10,778,873	61,094,860	2,926,000	4,245,091
1876	3,729,665	3,949,163	67,199,051	20,288,158	11,533,892	65,177,128	2,740,953	4,303,165
1877	3,729,665	4,013,271	63,923,156	18,265,356	10,680,493	62,129,706	2,639,937	4,830,693
1878	3,729,665	4,078,924	63,387,034	19,351,109	10,460,735	65,069,326	2,754,484	5,742,529
1879	3,729,665	4,146,196	64,159,427	18,090,814	10,789,710	64,403,237	3,103,191	6,102,492
1880	3,729,665	4,215,389	60,584,789	20,186,176	13,565,159	76,244,065	3,945,669	7,107,287
1881	3,729,665	4,336,504	59,384,987	26,102,368	14,538,965	83,666,189	6,208,227	9,628,445
1882	3,729,665	4,383,819	58,739,980	32,229,937	15,807,911	97,537,258	9,473,662	12,295,000
1883	3,729,665	4,433,363	61,404,554	32,211,945	15,997,855	98,308,436	11,976,237	14,242,870
1884	3,729,665	4,485,395	61,443,397	29,654,511	15,360,231	97,443,765	13,243,553	15,971,984
1885	3,729,665	4,538,790	61,821,158	29,692,803	15,633,236	95,030,429	15,090,540	17,888,536
1886	3,729,665	4,589,414	61,841,395	29,200,627	16,297,453	101,181,744	17,159,372	20,014,442
1887	3,729,665	4,638,109	60,815,356	30,438,152	15,059,836	107,154,483	19,497,750	21,334,525
1888	3,729,665	4,688,147	60,168,010	30,444,643	16,249,319	112,860,699	20,689,033	20,682,025
1889	3,729,665	4,739,617	60,236,451	31,209,972	15,426,251	123,655,414	23,011,423	19,944,935
1890	3,729,665	4,792,605	59,569,765	32,059,178	15,357,893	128,681,455	21,990,653	19,021,812
1891	3,729,665	4,844,366	60,742,366	31,379,886	16,176,317	142,633,216	21,738,648	17,661,378
1892	3,729,665	4,889,266	61,512,630	32,614,699	17,282,699	160,942,778	22,298,402	17,231,146
1893	3,729,665	4,935,748	61,954,314	33,483,413	18,448,494	170,817,433	24,153,194	17,696,464
1894	3,729,665	4,983,903	62,112,883	30,254,159	20,061,719	174,930,936	25,257,868	17,778,144
1895	3,729,665	5,033,839	61,701,007	30,106,578	19,520,233	182,688,227	26,805,542	17,644,956
1896	3,729,665	5,086,061	62,198,413	30,336,844	20,372,215	183,769,992	28,932,930	17,866,389
1897	3,729,665	5,141,508	61,949,536	32,366,174	22,318,096	201,141,688	32,389,829	16,554,147
1898	3,729,665	5,199,267	62,303,137	36,539,103	22,178,194	227,063,343	34,840,938	15,630,181
1899	3,729,665	5,259,491	63,674,085	39,097,708	24,236,467	258,402,340	34,771,605	15,470,110
1900	3,729,665	5,322,348	64,735,145	45,577,387	26,094,924	277,256,716	37,507,456	15,642,266
1901	3,729,665	5,413,670	67,095,718	49,119,479	27,671,452	315,775,426	39,950,810	16,093,146
1902	3,729,665	5,537,500	69,548,308	53,953,043	32,780,387	344,949,901	42,320,208	16,117,779
1903	3,729,665	5,711,342	76,660,301	58,865,845	39,006,199	378,937,458	44,255,327	16,515,802
1904	3,729,665	5,890,677	79,193,028	60,098,480	41,574,783	423,874,030	45,419,706	16,738,743
1905	3,729,665	6,086,530	82,199,900	61,587,560	47,334,222	468,571,648	45,368,321	16,649,136
1906	3,729,665	6,320,000	91,074,505	69,366,505	49,941,427	536,769,519	45,736,489	16,174,133
1907	3,729,665	6,655,904	96,362,130	75,510,402	58,316,532	589,459,889	46,832,611	14,911,071
1908	3,729,665	6,940,504	96,049,538	68,153,994	63,058,126	560,503,775	46,328,135	14,719,368
1909	3,729,665	*7,184,000	97,436,421	70,170,491	79,005,301	681,658,944	44,563,683	14,556,878
1910	3,729,665	*7,439,781	98,728,342	79,781,631	89,285,728	797,849,593	42,848,026	14,563,225

* Estimate of population March 31.

SESSIONAL PAPER No. 10c

THE PROGRESS OF CANADA.

BANKING.

SITS IN		CHARTERED BANKS.						Years ended June 30.
Special Savings Banks.	Total Deposits.	Discounts to the People.	Assets.	Liabilities.	Bank Clearings to December 31.			
					Totals.	At Montreal.	At Toronto.	
					\$	\$	\$	
2,672,884	37,678,571	51,966,120	77,872,257	43,722,647			1868	
3,272,228	46,503,039	55,722,154	83,565,027	48,380,967			1869	
4,180,559	61,666,738	67,107,167	102,147,293	66,530,393			1870	
4,798,644	67,155,863	86,121,888	121,014,395	77,486,706			1871	
5,275,642	65,029,577	110,479,832	151,772,876	94,224,644			1872	
6,768,672	70,443,717	124,519,008	168,519,746	98,296,677			1873	
6,811,010	79,489,967	132,518,287	188,417,065	117,656,218			1874	
6,611,416	74,877,457	136,771,679	184,441,108	101,371,845			1875	
6,605,348	78,826,594	131,579,195	184,421,514	101,686,717			1876	
6,054,457	75,654,793	126,222,470	174,375,603	95,004,254			1877	
5,631,173	79,197,512	122,918,778	175,473,086	95,641,008			1878	
5,494,165	79,105,085	130,472,200	170,446,074	93,375,749			1879	
6,651,025	93,948,046	111,956,838	181,741,074	108,833,271			1880	
7,685,888	107,188,749	134,113,252	198,967,278	125,063,546			1881	
8,658,434	127,964,354	169,125,878	229,271,064	153,001,994			1882	
8,791,045	133,318,588	178,728,321	226,803,491	145,296,836			1883	
8,861,141	135,522,443	164,648,286	223,855,601	140,973,233			1884	
9,191,895	137,201,400	162,847,002	217,264,655	138,510,300			1885	
9,177,132	147,532,690	162,908,287	228,422,353	147,547,682			1886	
10,092,144	158,078,902	169,357,326	229,241,464	149,413,632			1887	
10,475,292	164,707,049	178,185,816	244,975,223	166,344,852			1888	
10,761,060	177,372,832	190,721,124	255,765,631	175,062,257			1889	
10,889,828	180,533,748	195,987,402	254,628,694	174,501,422			1890	
10,982,232	193,015,474	202,692,481	269,491,153	188,337,504			1891	
12,236,099	212,708,425	210,234,377	292,054,017	209,362,011			1892	
12,823,833	225,490,924	225,999,798	304,363,580	219,666,996	979,163,296	568,739,064	1893	
12,919,578	230,886,526	224,371,222	307,542,429	221,292,707	969,557,097	546,606,148	1894	
13,128,484	240,267,209	224,627,632	312,986,516	226,943,664	1,046,323,079	583,160,000	1895	
14,459,832	245,029,143	224,507,301	316,122,706	228,338,219	1,028,997,242	527,858,016	1896	
15,025,565	265,192,227	226,960,482	335,203,890	247,766,150	1,117,170,345	601,185,000	1897	
15,482,100	292,656,562	245,336,120	356,634,052	277,407,521	1,390,019,344	731,264,677	1898	
15,893,567	324,537,622	283,713,938	408,936,411	316,320,478	1,625,680,194	794,109,924	1899	
17,425,471	347,831,909	316,634,620	440,348,102	340,295,278	1,589,560,411	734,941,608	1900	
19,125,100	390,949,482	318,240,549	528,304,110	417,320,761	1,871,061,725	889,486,915	1901	
20,360,888	423,748,776	348,690,611	581,876,985	465,103,425	2,538,583,771	1,089,976,730	1902	
21,241,992	460,950,579	406,184,733	641,985,372	598,049,963	2,698,895,000	1,113,978,000	1903	
23,063,143	509,095,622	452,134,220	694,303,415	554,445,911	2,741,441,000	1,065,067,000	1904	
25,050,965	555,640,070	480,906,634	757,988,531	609,989,375	3,334,614,000	1,324,314,000	1905	
27,399,193	626,079,334	559,338,229	861,602,330	698,714,302	3,950,695,000	1,533,597,000	1906	
28,520,547	679,724,118	639,970,696	958,842,255	781,075,593	4,197,478,000	1,555,729,000	1907	
28,574,954	650,126,232	684,732,914	926,017,629	746,744,250	4,142,114,000	1,467,316,000	1908	
30,258,585	771,043,090	595,264,346	1,053,271,919	870,192,322	3,190,395,000	1,866,649,000	1909	
32,156,708	886,417,552	717,773,400	1,230,825,305	1,040,324,464			1910	

STATISTICAL RECORD OF THE

Calendar years.	FAILURES—COMMERCIAL.			FINANCE.				
	Number.	Assets.	Liabilities	Total Revenue.	REVENUE ON ACCOUNT OF CON			
					Receipts from taxes.			
					Totals.	From Customs.	From Excise.	Dominion Lands.
	\$	\$	\$	\$	\$	\$	\$	
1868				13,687,928	11,700,681	8,578,380	3,002,588	
1869				14,379,175	11,112,573	8,272,880	2,710,028	
1870				15,512,226	13,087,883	9,334,213	3,619,622	
1871				19,335,561	16,320,369	11,841,105	4,295,945	
1872	729	6,454,525		20,714,814	17,715,552	12,787,982	4,735,652	
1873	994	12,334,192		20,813,469	17,616,555	12,954,164	4,460,682	26,289
1874	966	7,696,765		24,205,093	20,129,185	14,325,193	5,594,904	29,981
1875	1,968	28,843,967		24,648,715	20,664,879	15,351,012	5,069,687	27,641
1876	1,728	25,517,991		22,587,587	18,614,415	12,823,838	5,563,487	8,546
1877	1,892	25,523,903		22,059,274	17,697,925	12,546,988	4,941,898	3,800
1878	1,697	23,908,677		22,375,012	17,841,938	12,782,824	4,858,672	19,425
1879	1,902	29,347,937		22,517,382	18,476,613	12,900,659	5,390,763	23,828
1880	907	7,988,977		23,307,407	18,479,576	14,071,343	4,232,427	120,479
1881	635	5,751,207		29,635,298	23,942,139	18,406,092	5,343,022	131,124
1882	787	8,587,657		33,383,456	27,549,046	21,581,570	5,884,860	
1883	1,382	16,311,742		35,794,650	29,269,699	23,069,582	6,260,116	
1884	1,384	15,994,361		31,861,962	25,483,199	20,023,890	5,459,309	
1885	1,327	19,191,306		32,797,001	25,384,529	18,935,428	6,449,101	
1886	1,256	8,861,609		33,177,040	25,226,456	19,373,551	5,852,905	
1887	1,252	10,386,884		35,754,993	28,687,002	22,378,801	6,308,201	191,782
1888	1,677	14,081,169		35,908,464	28,177,413	22,105,926	6,071,487	217,083
1889	1,777	14,713,223		38,782,870	30,613,523	23,726,784	6,886,739	237,821
1890	1,847	18,289,935		39,879,925	31,587,072	23,968,954	7,618,118	220,141
1891	1,889	17,100,649		38,579,311	30,314,151	23,399,301	6,914,850	264,592
1892	1,688	13,766,191		36,921,872	28,446,157	20,501,059	7,945,098	322,796
1893	1,344	8,321,570		32,689,794	28,168,609	20,954,003	8,367,364	285,596
1894	1,856	13,510,056		36,374,693	27,579,203	19,198,114	8,381,089	210,097
1895	1,891	11,500,242		33,978,129	25,446,199	17,640,466	7,805,733	167,870
1896	2,118	12,656,837		36,618,591	27,759,285	19,833,279	7,926,066	166,256
1897	1,809	10,574,529		37,829,778	28,648,626	19,478,247	9,170,370	172,514
1898	1,300	7,692,094		40,555,238	29,576,456	21,704,893	7,871,563	975,792
1899	1,287	7,674,673		46,741,250	34,958,069	25,316,842	9,641,228	1,532,591
1900	1,355	8,202,898		41,613,208	38,242,223	28,374,148	9,868,075	1,388,024
1901	1,341	7,686,823		52,514,701	38,743,550	28,425,284	10,318,266	1,517,320
1902	1,101	7,772,418		58,050,790	43,389,112	32,191,978	11,197,133	1,227,977
1903	978	4,872,422		7,552,724	66,037,069	37,001,727	12,013,779	1,695,592
1904	1,246	8,555,875		11,394,117	70,669,817	40,702,611	12,958,708	1,443,023
1905	1,347	6,822,005		9,854,659	71,182,773	54,020,123	12,586,649	1,292,301
1906	1,184	6,449,052		9,085,773	80,139,360	46,064,598	14,010,221	1,668,162
1907	1,278	9,443,327		13,221,259	67,969,328	39,760,173	11,805,413	1,443,632
1908	1,640	12,008,113		14,931,790	96,054,506	57,543,811	15,782,152	1,883,620
1909	1,442	10,348,511		12,982,800	85,093,404	62,353,093	14,937,768	2,153,255
1910				101,503,711	75,409,487	60,156,134	15,253,353	2,886,000

SESSIONAL PAPER No. 10c

PROGRESS OF CANADA—Continued.

FINANCE—Continued.

SOLIDATED FUND.			EXPENDITURE ON ACCOUNT OF CONSOLIDATED FUND.					Fiscal years.
Receipts from—			Total Expenditure	Charges on Public Debt.			Total Collection of Revenue.	
Interest on Investments.	Post Office, including Ocean Postage and Money Orders.	Pub. Works, including Railways and Canals.		Totals.	Interest on Public Debt.	Sinking Fund.		
\$	\$	\$	\$	\$	\$	\$	\$	
174,073	525,692	901,466	13,486,093	5,216,025	4,501,568	355,267	1,885,804	1868
824,424	535,315	918,933	14,038,084	5,799,478	4,907,014	426,807	2,175,071	1869
383,956	573,566	1,006,845	14,345,510	5,513,586	5,047,054	126,533	2,351,724	1870
554,384	612,631	1,146,240	15,623,082	6,013,625	5,165,304	421,666	2,388,359	1871
448,042	692,375	1,211,729	17,589,469	6,074,250	5,257,231	470,607	2,912,107	1872
396,404	833,657	1,316,636	19,174,648	5,795,677	5,209,206	407,827	3,633,152	1873
610,863	1,139,973	1,509,915	23,316,317	6,503,041	5,724,436	513,920	5,088,467	1874
840,887	1,155,332	1,432,360	23,718,071	7,373,764	6,590,790	555,773	4,904,875	1875
798,906	1,102,540	1,479,232	24,488,372	7,432,004	6,400,902	822,953	5,009,081	1876
717,684	1,114,946	1,917,455	23,519,302	7,833,476	6,797,227	828,374	5,285,419	1877
791,758	1,207,790	2,034,484	23,503,158	8,186,717	7,048,884	945,746	5,388,753	1878
592,500	1,172,418	1,863,149	24,455,382	8,509,877	7,194,734	1,037,220	5,652,935	1879
834,793	1,252,498	2,167,401	24,850,634	9,228,822	7,773,869	1,165,867	5,374,917	1880
751,513	1,352,110	2,759,591	25,502,554	9,070,320	7,594,145	1,250,731	5,750,899	1881
914,009	1,587,888	2,711,134	27,067,104	9,226,573	7,740,804	1,290,725	6,097,969	1882
1,001,193	1,800,391	3,101,138	28,730,157	9,246,869	7,668,553	1,344,137	6,738,502	1883
986,698	1,755,674	3,055,792	31,107,766	9,333,951	7,700,181	1,403,864	7,042,625	1884
1,997,036	1,841,372	3,065,503	35,037,060	11,289,028	9,419,482	1,482,052	7,372,603	1885
2,299,079	1,901,690	3,082,411	39,011,612	12,090,201	10,137,009	1,606,271	7,808,751	1886
990,887	2,020,624	3,270,782	35,657,680	11,563,624	9,682,929	1,592,953	8,376,027	1887
932,025	2,379,242	3,556,101	36,718,495	12,165,983	9,823,313	1,939,078	8,789,763	1888
1,305,392	2,220,504	3,642,557	36,917,835	12,159,166	10,148,932	1,736,644	8,873,338	1889
1,082,271	2,357,389	3,800,110	35,994,031	11,774,487	9,656,841	1,887,237	9,182,941	1890
1,077,228	2,515,823	3,685,630	36,343,568	11,784,284	9,584,137	1,938,079	9,453,320	1891
1,086,420	2,652,746	3,575,168	36,763,894	11,975,777	9,763,978	2,027,861	9,426,066	1892
1,150,167	2,773,507	3,761,474	36,814,053	12,116,197	9,806,888	2,095,514	8,993,925	1893
1,217,809	2,869,341	3,702,746	37,585,026	12,524,932	10,212,596	2,131,361	9,132,616	1394
1,335,047	2,792,790	3,591,689	38,132,005	12,747,555	10,466,294	2,002,311	9,129,415	1895
1,370,001	2,964,014	3,594,264	36,949,142	12,806,293	10,502,430	2,055,288	9,291,168	1896
1,413,004	3,202,938	3,587,166	38,349,760	13,062,791	10,645,663	2,101,814	9,336,916	1897
1,513,455	3,527,810	3,873,464	38,832,526	13,076,614	10,516,758	2,359,969	9,469,664	1898
1,599,448	3,193,778	4,433,934	41,903,501	12,510,834	10,855,112	2,482,485	9,837,454	1899
1,683,051	3,205,535	5,232,459	42,975,280	13,392,479	10,699,645	2,465,640	11,044,326	1900
1,784,834	3,441,505	5,770,071	46,866,368	13,490,153	10,807,955	2,480,337	12,503,249	1901
1,892,224	3,918,416	6,447,982	50,759,392	13,808,566	10,975,935	2,569,381	13,007,865	1902
2,020,953	4,397,833	7,088,502	51,691,903	13,983,694	11,068,139	2,620,588	14,041,041	1903
2,236,256	4,652,325	6,972,219	55,612,833	13,732,687	11,128,637	2,315,466	15,593,521	1904
2,105,031	5,125,373	7,395,377	63,319,833	13,167,805	10,630,115	2,261,618	17,593,437	1905
2,140,312	5,393,343	8,310,267	67,240,641	13,479,036	10,814,697	2,317,437	17,145,129	1906
1,235,146	5,061,728	6,839,586	51,542,161	8,134,466	6,712,771	1,177,147	13,797,181	1907*
1,925,569	7,107,887	9,973,523	76,641,451	13,591,680	10,973,597	2,234,263	20,727,329	1908
2,256,643	7,461,624	9,362,272	84,064,232	13,883,816	11,604,584	1,992,525	21,632,704	1909
2,807,465	7,958,548	10,114,930	79,411,747	14,898,164	13,098,160	1,441,031	21,811,195	1910

*9 months.

1 GEORGE V., A. 1911
STATISTICAL RECORD OF THE

Fiscal years.	FINANCE—Continued.							
	EXPENDITURE ON ACCOUNT OF							
	Collection of Revenue.					Miscellaneous		
	Customs.	Excise.	Post Office	Railways and Canals.	Total Miscellaneous Expenditure.	Administration of Justice.	Arts, Agriculture and Statistics.	Civil Government.
\$	\$	\$	\$	\$	\$	\$	\$	
1868.....	477,504	78,939	616,802	581,503	6,384,264	291,243	5,581	594,442
1869.....	496,050	109,415	787,886	641,814	6,063,535	315,215	7,020	559,643
1870.....	505,109	119,461	808,623	743,071	6,480,200	304,300	6,227	620,349
1871.....	500,441	129,564	815,471	752,772	7,221,098	314,411	6,174	642,301
1872.....	528,736	142,732	929,609	913,236	8,603,112	346,848	6,411	663,189
1873.....	567,765	171,705	1,067,866	1,378,164	9,745,819	398,966	10,691	750,874
1874.....	727,629	206,935	1,387,270	2,260,820	11,724,809	459,037	19,092	883,686
1875.....	682,674	199,254	1,520,861	1,981,893	11,434,432	497,405	11,936	909,266
1876.....	721,009	218,360	1,622,827	1,897,283	12,047,287	544,091	67,552	841,995
1877.....	721,605	211,157	1,705,312	2,239,346	10,400,407	565,598	65,767	812,193
1878.....	714,528	215,025	1,724,939	2,374,314	9,927,688	564,920	92,366	823,370
1879.....	719,711	211,065	1,784,424	2,570,361	10,292,570	577,897	63,068	861,171
1880.....	716,126	219,285	1,818,271	2,226,456	10,246,895	574,311	25,068	898,605
1881.....	717,704	247,577	1,876,638	2,603,717	10,681,335	583,357	22,408	915,959
1882.....	729,914	280,574	1,980,567	2,755,833	11,742,562	581,666	20,742	946,032
1883.....	757,246	278,911	2,176,089	3,117,466	12,744,795	615,588	24,731	986,721
1884.....	798,838	303,617	2,312,965	3,122,103	14,731,130	615,045	38,188	1,084,418
1885.....	791,538	309,268	2,488,315	3,268,222	16,375,429	627,253	86,322	1,139,495
1886.....	800,107	310,022	2,763,186	3,359,670	19,112,660	707,832	203,312	1,190,371
1887.....	819,132	344,691	2,818,907	3,673,894	15,718,029	657,115	253,759	1,211,851
1888.....	851,025	373,348	2,889,729	4,160,332	15,822,749	678,815	311,159	1,258,618
1889.....	864,590	362,833	2,982,321	4,095,301	15,885,331	685,807	161,629	1,281,714
1890.....	873,400	362,996	3,074,470	4,362,200	15,036,603	709,784	153,398	1,308,847
1891.....	900,492	378,237	3,161,676	4,505,516	15,105,964	726,592	158,053	1,334,201
1892.....	904,801	400,050	3,316,120	4,337,877	15,364,051	750,723	156,564	1,325,087
1893.....	901,946	387,673	3,421,203	3,848,404	15,703,931	736,457	258,635	1,367,570
1894.....	921,040	484,949	3,517,261	3,760,550	15,927,478	745,504	264,880	1,402,279
1895.....	917,632	471,865	3,593,647	3,704,126	16,255,035	755,683	216,740	1,422,228
1896.....	896,333	470,870	3,665,011	3,826,226	14,851,681	758,270	210,878	1,396,628
1897.....	945,245	464,427	3,789,478	3,725,690	15,950,053	774,762	224,390	1,418,847
1898.....	971,320	468,320	3,575,412	4,049,275	16,286,248	765,608	245,232	1,399,422
1899.....	1,037,636	464,620	3,603,799	4,246,404	18,555,193	815,455	258,782	1,411,813
1900.....	1,071,222	468,994	3,758,015	5,244,301	18,538,275	827,561	461,561	1,420,998
1901.....	1,123,817	458,383	3,931,446	6,377,961	20,872,966	873,233	447,299	1,474,919
1902.....	1,176,024	463,405	4,023,637	6,508,477	23,942,961	949,230	481,422	1,497,369
1903.....	1,229,029	478,984	4,105,178	7,221,705	23,667,168	959,948	436,402	1,554,792
1904.....	1,357,181	522,361	4,547,541	8,397,434	26,286,625	984,258	625,316	1,652,782
1905.....	1,468,093	537,814	4,634,528	9,803,912	32,558,441	997,718	698,211	1,797,060
1906.....	1,548,384	555,923	4,921,577	8,779,677	36,616,476	1,171,359	603,590	1,911,611
1907*.....	1,222,950	456,774	3,979,557	7,011,858	29,610,514	867,799	625,812	1,487,496
1908.....	1,923,854	636,892	6,005,930	10,586,114	42,322,442	1,224,510	1,218,242	2,088,416
1909.....	1,994,951	643,705	6,592,386	10,780,126	48,547,712	1,240,364	1,403,569	3,283,265
1910.....	2,025,453	660,465	7,215,337	10,215,038	42,702,388	1,246,695	983,380	4,268,390

*9 months.

SESSIONAL PAPER No. 10c

PROGRESS OF CANADA—Continued.

FINANCE—Continued.

CONSOLIDATED FUND—Concluded.

Expenditure.

Immigration.	Indians.	Legislation.	Lighthouse and Coast Service.	Mail Subsidies and Steamship Subventions	Militia and Defence.	Public Works.	Subsidies to Provinces.	Fiscal years
\$	\$	\$	\$	\$	\$	\$	\$	
36,050		595,810	174,983	177,349	1,013,016	126,270	2,753,966	1868
26,952		409,614	190,671	253,747	937,513	65,015	2,604,050	1869
55,966	6,080	379,753	229,682	288,999	1,245,973	120,031	2,588,605	1870
55,604	6,080	356,206	354,693	286,099	908,723	597,275	2,624,940	1871
109,954	43,935	393,964	345,683	342,108	1,654,255	839,786	2,930,113	1872
265,718	63,776	614,487	480,376	363,448	1,248,664	1,297,999	2,921,400	1873
291,297	146,068	784,048	537,058	285,882	1,122,282	1,778,916	3,752,757	1874
278,777	195,500	572,273	490,257	287,772	1,013,944	1,750,010	3,750,962	1875
338,179	276,325	627,231	545,849	261,589	978,530	1,948,242	3,690,355	1876
306,353	301,596	596,006	471,278	314,942	550,452	1,262,823	3,655,851	1877
154,351	421,504	618,035	461,968	257,534	618,137	997,476	3,472,808	1878
186,403	489,327	748,008	447,567	257,702	777,699	1,013,023	3,442,764	1879
161,213	694,513	598,105	426,304	235,833	690,019	1,046,342	3,430,846	1880
214,251	805,097	611,376	443,724	201,503	667,001	1,108,815	3,455,518	1881
215,339	1,183,414	532,200	461,881	210,930	772,812	1,342,000	3,530,999	1882
373,958	1,106,961	740,768	491,546	237,501	734,354	1,765,256	3,606,673	1883
511,209	1,116,154	662,767	520,524	238,054	989,498	2,908,852	3,603,714	1884
423,861	1,109,604	649,538	532,446	261,779	2,707,758	2,302,363	3,959,327	1885
257,355	1,195,093	1,037,779	553,515	271,457	1,178,659	2,046,552	4,182,526	1886
341,236	1,201,301	977,302	512,812	273,497	1,193,693	2,133,316	4,169,341	1887
244,789	1,000,802	807,425	489,258	342,613	1,273,179	2,162,116	4,188,514	1888
202,499	1,112,776	701,170	511,779	304,254	1,323,552	2,239,231	4,051,428	1889
110,092	1,107,824	932,187	466,116	286,315	1,287,014	1,972,501	3,904,922	1890
181,045	987,435	596,487	492,597	321,118	1,279,514	1,937,546	3,903,757	1891
177,005	894,266	1,302,877	503,639	273,207	1,266,308	1,627,851	3,935,914	1892
180,677	956,552	867,232	503,012	413,939	1,419,746	1,927,832	3,935,763	1893
202,236	968,563	698,007	476,635	530,703	1,284,517	2,033,955	4,206,655	1894
195,653	955,404	941,570	475,903	513,268	1,574,014	1,742,317	4,250,674	1895
120,199	880,408	904,688	466,058	534,917	1,136,714	1,299,769	4,235,664	1896
127,458	908,064	1,134,773	445,742	553,812	1,667,588	1,463,719	4,238,059	1897
261,195	955,584	729,829	474,217	589,773	1,514,472	1,701,313	4,237,372	1898
255,879	986,220	892,354	545,645	584,056	2,112,292	1,902,664	4,250,636	1899
434,563	1,037,436	830,302	523,485	599,832	1,846,179	2,289,889	4,250,608	1900
444,730	1,019,329	1,172,726	578,618	629,198	2,061,674	3,386,632	4,250,607	1901
494,842	1,057,131	991,433	696,311	624,956	2,060,979	4,221,294	4,402,098	1902
642,914	1,077,815	789,205	964,144	799,286	1,963,009	4,065,553	4,402,503	1903
744,789	1,079,781	1,266,795	1,275,017	851,748	2,252,030	4,607,330	4,402,292	1904
972,357	1,173,864	1,713,172	2,507,307	1,027,074	2,650,700	6,765,446	4,516,038	1905
842,668	1,198,350	1,351,916	2,530,308	1,227,560	4,294,125	7,484,716	6,726,373	1906
611,201	940,650	1,322,075	2,026,642	1,128,877	3,347,038	5,520,571	6,745,134	1907*
1,074,697	1,276,964	1,150,610	2,835,543	1,590,384	5,498,184	8,721,327	9,032,775	1908
979,326	1,307,245	1,543,328	2,721,802	1,684,683	5,221,645	12,300,184	9,117,143	1909
960,676	1,287,404	1,337,348	2,127,944	1,736,373	4,679,956	7,261,218	9,361,388	1910

STATISTICAL RECORD OF THE

FINANCE—*Concluded.*

Fiscal years.	EXPENDITURE.					Total Debt.	Total Assets.	Net Debt.
	TOTAL REVENUE.	Total Expenditure.	Chargeable to Consolidated Fund.	Chargeable to Capital Account.	Railway Subsidies.			
	\$							
1868..	13,687,928	14,071,689	13,486,093	548,438	96,896,666	21,139,531	75,757,135
1869..	14,379,175	14,908,166	14,038,084	440,418	112,361,998	36,502,679	75,859,319
1870..	15,539,657	18,016,614	14,345,510	3,515,116	112,993,796	37,783,964	78,209,742
1871..	19,375,037	19,293,478	15,623,082	3,670,397	115,492,683	37,786,165	77,706,518
1872..	20,714,814	25,665,975	17,589,469	7,853,050	122,400,179	40,213,107	82,187,072
1873..	20,970,591	39,039,808	19,174,648	19,859,441	129,743,452	29,894,970	99,848,462
1874..	24,507,653	33,498,076	23,316,317	10,177,740	141,163,551	32,838,587	108,324,964
1875..	24,649,724	32,888,911	23,713,071	6,922,742	151,663,402	35,655,024	116,008,378
1876..	22,592,055	31,958,144	24,488,372	7,154,008	161,204,688	36,653,174	124,551,514
1877..	22,927,761	32,507,996	23,519,302	7,599,710	174,675,835	41,440,526	133,235,309
1878..	22,406,257	30,545,772	23,503,158	6,657,200	174,957,269	34,595,199	140,362,070
1879..	27,020,525	30,779,939	24,455,382	5,648,332	179,483,871	36,493,684	142,990,187
1880..	23,364,547	34,041,756	24,850,631	8,241,174	194,634,441	42,182,852	152,451,589
1881..	29,635,298	33,796,643	25,302,554	8,176,317	199,861,537	44,465,757	155,395,780
1882..	35,182,549	34,674,625	27,067,104	7,405,637	205,365,252	51,703,601	153,661,651
1883..	36,803,669	42,898,886	28,730,157	14,147,360	202,159,104	43,692,390	158,466,714
1884..	32,815,225	57,860,862	31,107,706	23,977,702	208,000	242,482,416	60,320,566	182,161,850
1885..	33,354,041	49,163,078	35,037,060	13,220,185	403,245	264,703,607	68,295,915	196,407,692
1886..	33,479,883	61,837,569	39,011,612	9,589,734	2,701,249	273,164,341	50,005,234	223,159,107
1887..	35,755,531	41,504,152	35,657,680	4,439,939	1,406,533	273,187,626	45,872,851	227,314,775
1888..	35,998,464	45,064,124	36,718,495	7,162,964	1,027,042	284,513,842	49,982,484	234,531,358
1889..	38,782,870	43,518,198	36,917,835	4,420,314	846,722	287,722,063	50,192,021	237,530,042
1890..	39,879,925	41,770,333	35,994,031	4,053,159	1,678,196	286,112,295	48,579,003	237,533,212
1891..	38,579,311	40,793,208	34,343,568	3,115,860	1,265,706	289,899,250	52,090,199	237,809,031
1892..	36,921,872	42,272,136	34,765,894	2,164,457	1,248,216	295,333,274	54,201,840	241,131,434
1893..	38,208,609	40,853,728	36,814,053	3,088,318	811,394	300,054,525	58,373,485	241,681,040
1894..	36,374,883	43,003,234	37,585,026	3,862,970	1,229,885	308,348,024	62,164,994	246,183,030
1895..	33,978,129	42,872,338	38,132,005	3,030,490	1,310,549	318,048,755	64,973,823	253,074,927
1896..	36,618,591	44,096,384	36,949,142	3,781,311	3,228,745	325,717,537	67,220,104	258,497,433
1897..	37,829,778	42,972,756	38,349,760	3,523,160	416,955	332,530,131	70,991,535	261,538,596
1898..	40,556,510	45,334,281	38,832,526	4,143,503	1,414,935	338,375,934	74,419,585	263,956,399
1899..	46,743,103	51,542,635	41,903,501	5,936,343	3,201,220	345,160,903	78,887,456	266,273,447
1900..	51,031,467	52,717,467	42,975,280	7,468,843	725,720	346,206,980	80,713,173	265,493,807
1901..	52,516,333	57,982,866	46,866,368	7,695,488	2,512,329	354,732,433	86,252,429	268,480,004
1902..	58,652,333	63,970,800	50,759,392	10,078,638	2,093,939	366,358,477	94,529,387	271,829,090
1903..	69,348,084	61,746,572	51,691,903	7,052,725	1,463,222	361,344,098	99,737,109	261,606,989
1904..	70,679,251	72,255,048	55,612,833	7,881,719	2,046,878	364,962,512	104,094,793	260,867,719
1905..	71,186,073	78,804,139	63,319,683	11,933,492	1,275,630	377,678,560	111,454,413	266,224,167
1906..	80,141,394	83,277,642	67,240,641	11,913,871	1,637,574	392,269,680	125,226,702	267,042,978
1907*	67,972,110	65,778,139	51,542,161	11,329,144	1,324,889	379,966,826	116,294,966	263,671,860
1908..	96,055,417	112,578,680	76,641,451	30,429,907	2,037,629	408,207,158	130,246,298	277,960,860
1909..	85,519,598	133,441,524	84,064,232	42,593,167	1,785,887	478,535,427	154,605,148	323,930,279
1910..	101,616,476	115,395,774	79,411,747	29,756,353	2,018,097	470,663,046	134,394,500	336,268,546

*9 months.

1 GEORGE V., A. 1911

STATISTICAL RECORD OF THE

INSURANCE—Continued.								
Calendar years.	FIRE INSURANCE—Concluded.				LIFE INSURANCE.			
	Losses Paid.				Policies in Force.			
	Totals.	By Canadian Companies.	By British Companies.	By American Companies.	Totals.	With Canadian Companies.	With British Companies.	With American Companies.
	\$	\$	\$	\$	No.	No.	No.	No.
1868								
1869	1,027,720	276,116	579,416	172,188				
1870	1,624,837	453,414	1,024,362	147,061				
1871	1,549,199	414,339	922,400	212,460				
1872	1,909,975	510,469	1,136,167	263,339				
1873	1,632,184	487,649	967,316	227,219				
1874	1,926,159	662,470	1,120,196	143,583				
1875	2,563,531	1,082,206	1,299,612	181,713				
1876	2,867,295	1,599,048	1,168,858	99,389				
1877	8,490,919	2,186,162	5,718,305	586,452	50,830	17,237	9,534	23,999
1878	1,822,674	828,069	880,571	114,034	50,786	18,252	9,736	22,792
1879	2,145,198	687,353	1,275,540	182,305	53,053	21,655	9,465	21,933
1880	1,666,578	701,639	855,423	109,516	56,540	24,388	9,761	22,391
1881	3,169,824	1,336,758	1,669,405	163,661	62,857	29,859	10,242	22,756
1882	2,664,986	733,843	1,768,444	162,699	69,050	34,121	10,884	24,045
1883	2,920,228	760,430	1,992,671	167,127	74,734	37,471	11,625	25,638
1884	3,245,323	762,737	2,290,588	191,998	81,470	42,002	12,330	27,138
1885	2,679,287	597,189	1,895,175	186,923	90,417	46,593	13,062	30,762
1886	3,301,388	739,364	2,338,164	223,860	104,024	52,836	13,454	37,734
1887	3,403,514	764,321	2,335,034	304,159	118,113	62,044	13,838	42,231
1888	3,073,822	750,448	2,094,465	228,909	133,674	72,203	14,740	46,731
1889	2,876,211	678,752	1,968,537	228,922	149,755	81,921	15,111	52,723
1890	3,266,567	736,095	2,229,556	300,916	161,691	91,219	15,589	54,883
1891	3,905,697	940,734	2,553,162	411,801	170,602	96,852	15,794	57,956
1892	4,377,270	792,219	2,878,149	706,902	184,448	107,499	16,469	60,570
1893	5,052,690	797,149	3,496,112	759,429	198,724	118,086	16,759	63,879
1894	4,589,363	801,871	3,094,861	692,631	241,340	130,316	17,075	93,949
1895	4,993,750	807,003	3,402,337	784,410	245,507	140,865	17,304	87,338
1896	4,173,501	713,566	2,845,994	613,941	261,198	150,063	17,541	93,594
1897	4,701,833	718,891	3,334,667	648,275	284,455	168,492	17,828	98,135
1898	4,784,487	587,705	3,557,122	639,660	320,082	189,742	18,308	112,032
1899	5,182,038	637,101	3,867,212	677,725	361,184	209,259	19,178	132,747
1900	7,774,293	1,013,087	5,515,231	1,245,975	396,240	223,422	20,019	152,799
1901	6,774,956	1,009,899	4,889,192	875,865	484,060	239,653	20,288	224,119
1902	4,152,289	865,214	2,724,487	562,588	541,493	268,870	20,966	251,657
1903	5,870,716	1,209,678	3,813,764	857,274	603,823	301,196	21,439	281,188
1904	14,099,534	2,561,475	9,172,919	2,365,140	656,892	328,628	21,723	306,541
1905	6,000,519	1,399,065	3,634,706	966,748	718,081	365,698	22,424	329,959
1906	6,584,291	1,602,131	3,829,244	1,152,916	767,698	395,470	22,911	349,317
1907	8,445,041	1,801,449	5,073,985	1,569,607	825,429	425,503	22,928	376,998
1908	10,279,455	2,655,226	5,776,725	1,847,504	884,025	461,655	22,861	399,509
1909	8,646,826	2,123,508	4,849,587	1,673,731	1,025,368	505,465	23,102	496,801
1910								

(No returns prior to 1877)

MINERAL PRODUCTION—*Concluded.*

NON-METALLIC MINERALS.

Calendar years.

Total
Non-
Metallic
Minerals.

Principal Non-Metallic Minerals.

Asbestos.

Bricks.

Building
Stone.

Cement.

Coal.

Gypsum.

Petroleum

\$

\$

\$

\$

\$

\$

\$

\$

1868
1869
1870
1871
1872
1873
1874
1875
1876
1877
1878
1879
1880
1881
1882
1883
1884
1885
1886
1887
1888
1889
1890
1891
1892
1893
1894
1895
1896
1897
1898
1899
1900
1901
1902
1903
1904
1905
1906
1907
1908
1909
1910

8,102,647

206,251

873,600

642,509

81,909

3,739,810

178,742

525,655

9,247,585

226,976

986,689

552,267

4,388,206

157,277

556,708

9,890,602

255,007

1,036,746

611,712

35,593

4,674,140

179,393

713,695

10,762,614

426,554

1,273,884

913,691

69,790

4,894,287

205,108

653,600

13,148,865

1,260,240

1,266,982

964,783

92,405

5,676,247

194,033

902,734

13,554,957

999,878

1,061,536

708,736

108,561

7,019,423

206,251

1,010,211

12,929,720

390,462

1,251,934

609,827

147,663

6,363,757

241,127

984,438

15,404,587

310,156

1,800,000

1,100,000

194,015

7,359,080

196,150

874,255

15,245,306

420,825

1,800,000

1,200,000

144,637

7,429,468

202,031

835,322

14,418,803

368,175

1,670,000

1,095,000

173,675

6,739,153

202,608

1,086,738

14,443,623

429,856

1,600,000

1,000,000

201,651

7,226,462

178,061

1,155,647

14,704,709

445,368

1,600,000

1,000,000

275,273

7,303,597

244,531

1,011,546

16,670,566

491,197

1,900,000

1,300,000

397,580

8,224,288

232,515

1,061,747

19,951,182

485,849

2,195,000

1,500,000

633,291

10,283,497

257,329

1,202,020

23,899,176

748,431

2,275,000

1,520,000

662,910

13,742,178

259,009

1,151,007

23,865,111

1,259,759

2,400,000

1,650,000

660,030

12,699,243

340,148

1,008,275

27,286,983

1,148,319

2,593,000

1,900,000

1,127,550

15,210,877

359,277

951,190

28,530,366

929,757

2,832,000

1,975,000

1,223,247

15,942,833

388,459

1,048,974

29,149,000

1,226,352

2,983,200

1,930,000

1,338,239

16,592,231

373,474

935,895

32,132,787

1,503,259

3,933,925

1,830,000

1,924,014

17,520,263

586,168

856,028

37,337,134

2,036,428

4,102,590

1,830,000

3,170,859

19,732,019

643,294

761,760

44,520,909

2,505,042

4,250,246

1,830,000

3,781,371

24,381,842

646,914

1,057,088

43,482,739

2,573,335

3,499,435

1,800,000

3,709,954

25,194,573

575,701

747,102

47,674,600

2,284,587

4,910,509

3,127,135

5,345,802

24,781,236

809,632

559,604

SESSIONAL PAPER No. 10c

PROGRESS OF CANADA—Continued.

POST OFFICE STATISTICS.

Post Offices.	MONEY ORDERS ISSUED.			Letters sent.	Post Cards sent.	Revenue.	Expenditure.	Fiscal years.
	Orders Issued in Canada.	Value of Orders Issued in Canada.	Value of Orders payable in Canada.					
No.	No.	\$	\$	No.	No.	\$	\$	
3,638	90,163	3,352,881	2,959,763	18,100,000	1,024,702	1,053,570	1868
3,756	96,627	3,563,645	3,193,306	21,920,000	973,056	1,079,828	1869
3,820	110,021	3,910,250	3,489,610	24,500,000	1,010,767	1,155,261	1870
3,943	120,521	4,546,434	4,067,735	27,050,000	1,079,767	1,271,066	1871
4,135	136,422	5,154,121	4,573,020	30,600,000	1,193,062	1,369,163	1872
4,518	161,096	6,239,505	5,569,298	34,579,000	1,406,984	1,553,604	1873
4,706	179,851	6,757,427	6,090,173	39,358,000	1,476,208	1,695,480	1874
4,892	181,091	6,711,539	6,132,095	42,000,000	1,536,510	1,873,241	1875
5,015	238,668	6,866,618	6,157,813	41,800,000	4,646,000	1,484,886	1,959,758	1876
5,161	253,962	6,856,821	6,164,826	41,510,000	5,450,000	1,501,135	2,075,618	1877
5,378	269,417	7,130,896	6,412,577	44,000,000	6,455,000	1,620,022	2,110,365	1878
5,606	281,725	6,788,723	6,086,521	43,900,000	6,940,000	1,534,363	2,167,266	1879
5,773	306,088	7,207,837	6,385,211	45,800,000	7,800,000	1,648,017	2,286,611	1880
5,935	338,238	7,725,212	6,679,547	48,170,000	9,640,000	1,800,711	2,333,189	1881
6,171	372,248	8,354,154	7,018,526	56,200,000	11,300,000	2,022,098	2,459,356	1882
6,395	419,613	9,490,899	7,634,735	62,800,000	12,940,000	2,264,585	2,687,394	1883
6,837	463,502	10,067,835	7,971,920	66,100,000	13,580,000	2,330,741	2,931,387	1884
7,084	499,243	10,384,211	8,254,003	63,400,000	13,800,000	2,400,062	3,097,882	1885
7,295	529,458	10,231,189	8,146,096	71,000,000	15,109,000	2,469,380	3,380,429	1886
7,534	574,899	10,328,985	8,093,887	74,300,000	16,356,000	2,603,256	3,458,100	1887
7,671	630,968	10,916,618	8,520,776	80,200,000	16,586,000	2,966,398	3,533,397	1888
7,838	673,813	11,265,920	8,692,419	92,668,000	19,355,000	2,984,223	3,746,040	1889
7,913	780,503	11,997,861	9,359,434	94,100,000	19,480,000	3,221,615	3,940,696	1890
8,061	855,619	12,478,178	9,854,052	97,975,000	20,300,000	3,374,888	4,020,740	1891
8,288	919,996	12,825,701	10,210,099	102,850,000	20,815,000	3,542,611	4,205,985	1892
8,477	967,866	12,902,976	10,404,857	106,290,000	22,790,000	3,696,062	4,343,758	1893
8,664	1,042,410	13,243,990	10,487,280	107,145,000	23,695,000	3,734,419	4,442,339	1894
8,832	1,092,052	13,187,322	10,736,648	107,563,000	24,025,000	3,815,456	4,616,313	1895
9,103	1,131,152	13,081,861	10,726,661	116,023,000	24,794,000	4,005,891	4,705,282	1896
9,191	1,162,209	12,987,231	10,680,835	123,830,000	26,140,000	4,311,243	4,897,783	1897
9,282	1,164,857	14,513,480	12,082,658	134,975,000	28,153,000	4,686,650	4,734,252	1898
9,420	1,061,373	14,467,997	12,001,224	150,375,000	27,450,000	4,336,279	4,793,699	1899
9,627	1,074,922	16,209,069	13,148,520	178,292,000	27,130,000	4,366,611	4,919,853	1900
9,834	1,151,024	17,956,258	14,324,289	191,650,000	26,842,000	4,641,608	5,153,622	1901
9,954	1,446,129	23,549,402	18,423,035	213,628,000	26,343,000	5,158,408	5,240,784	1902
10,150	1,668,705	26,868,202	20,761,078	235,791,000	26,646,000	5,683,162	5,390,508	1903
10,460	1,869,233	29,652,811	21,706,474	259,190,000	27,178,000	6,306,420	6,001,636	1904
10,879	1,924,130	32,349,476	23,410,485	285,541,000	29,941,000	6,786,089	6,295,245	1905
11,141	2,178,549	37,355,673	26,133,565	323,644,000	33,674,000	7,708,142	6,696,377	1906
11,377	2,845,278	32,160,098	21,938,855	273,071,000	28,270,000	6,535,093	5,452,792	1907*
11,823	2,990,691	49,974,007	31,836,629	396,011,000	40,664,000	9,483,166	8,381,340	1908*
12,479	3,596,299	52,627,770	36,577,552	414,301,000	42,179,000	9,927,914	9,118,076	1909
12,887	4,178,752	60,967,162	41,595,206	456,085,000	45,104,000	11,068,753	10,325,543	1910

* 9 months.

SESSIONAL PAPER No. 10c

PROGRESS OF CANADA—Continued.

AND CANALS.

STEAM RAILWAYS.

Miles in operation.	Earnings.			Expenses. — Operating.	Earnings. — Net.	Freight Carried.	Passengers Carried.	Years ended June 30.
	Total Gross.	From						
		Freight Traffic.	Passenger Traffic.					
No.	\$	\$	\$	\$	\$	Tons.	No.	
2,270	12,116,716							1868
2,524	12,798,303							1869
2,617	13,451,289							1870
2,695	14,485,648							1871
2,899	15,436,018							1872
3,832	17,139,876							1873
4,331	16,286,898							1874
4,804	19,470,539	12,073,570	6,410,934	15,775,532	3,695,007	5,670,836	5,190,416	1875
5,218	19,358,085	12,211,158	6,254,866	15,802,721	3,555,364	6,331,757	5,544,814	1876
5,782	18,742,053	11,321,264	6,458,493	15,290,091	2,451,962	6,859,796	6,073,233	1877
6,226	20,520,078	13,129,191	6,386,325	16,100,102	4,419,976	7,883,472	6,443,924	1878
6,858	19,925,066	12,509,093	6,459,598	16,188,282	3,786,784	8,348,810	6,523,816	1879
7,194	23,561,447	15,506,935	7,076,339	16,840,705	6,720,742	9,938,858	6,462,948	1880
7,331	27,987,509	18,666,982	8,223,254	20,121,418	7,866,091	12,065,323	6,943,671	1881
8,697	29,027,789	17,729,945	10,018,477	22,390,708	6,637,081	13,575,787	9,352,335	1882
9,577	33,244,586	21,320,208	10,538,119	24,691,667	8,552,919	13,266,255	9,579,984	1883
10,273	33,421,705	20,763,243	11,204,086	25,595,341	7,826,364	13,712,269	9,982,358	1884
10,773	32,227,469	19,962,058	10,559,796	24,015,351	8,212,118	14,659,271	9,672,599	1885
11,793	33,389,382	21,183,967	10,261,691	24,177,582	9,211,800	15,670,460	9,861,024	1886
12,184	38,841,609	24,581,047	11,867,597	27,624,683	11,216,926	16,356,335	10,698,638	1887
12,585	42,159,152	26,410,084	12,744,636	30,652,046	11,507,106	17,172,759	11,461,791	1888
12,585	42,149,615	26,671,049	13,242,708	31,038,045	11,111,570	17,928,626	12,151,105	1889
13,151	46,843,826	29,921,788	13,731,768	32,913,356	13,930,476	20,787,469	12,821,262	1890
13,838	48,192,099	30,548,645	14,286,408	34,960,449	13,231,650	21,753,021	13,222,568	1891
14,364	51,685,768	33,230,171	14,788,465	36,488,228	15,197,540	22,189,933	13,533,414	1892
15,005	52,042,396	32,935,028	15,087,299	36,616,033	15,426,363	22,003,599	13,618,027	1893
15,627	49,552,523	29,982,482	15,452,420	35,218,432	14,334,096	20,721,116	14,462,489	1894
15,977	46,785,486	29,545,490	13,311,440	32,749,668	14,035,818	21,524,421	13,987,580	1895
16,270	50,545,569	32,368,082	13,747,773	35,042,654	15,502,915	24,266,825	14,810,407	1896
16,500	52,353,276	33,522,102	13,929,346	35,168,665	17,184,611	25,300,331	16,171,338	1897
16,870	59,715,105	38,508,175	15,622,331	39,137,549	20,577,556	28,785,903	18,444,049	1898
17,250	62,243,784	40,101,036	15,929,583	40,706,217	21,537,567	31,211,753	19,133,365	1899
17,657	70,740,270	45,643,699	18,581,452	47,699,798	23,040,472	35,946,183	21,500,175	1900
18,140	72,898,749	46,665,103	19,396,302	50,368,726	22,530,023	36,999,371	18,385,722	1901
18,714	83,666,503	53,986,672	22,600,090	57,343,592	26,322,911	42,376,521	20,679,974	1902
18,988	96,064,527	63,089,448	24,862,109	67,481,523	28,583,004	47,373,417	22,148,742	1903
19,431	100,219,436	64,673,919	26,901,831	74,563,161	25,656,275	48,097,519	23,040,765	1904
20,457	106,467,199	68,203,326	28,503,326	79,977,573	26,489,626	50,893,957	25,288,723	1905
21,353	125,322,865	81,433,115	33,392,188	87,129,434	38,193,431	57,966,713	27,989,782	1906
22,452	146,738,214	94,995,087	39,184,438	103,748,672	42,989,542	63,866,135	32,137,319	1907
22,966	146,918,314	93,746,655	39,992,503	107,304,143	39,614,171	63,071,167	34,044,992	1908
24,104	145,056,336	96,685,076	39,073,488	104,600,084	40,456,252	66,842,258	32,683,369	1909
								1910

STATISTICAL RECORD OF THE

SHIPPING.

Fiscal year.	SEA-GOING.				VESSELS, EXCEPT FERRIES, EMPLOYED ON INLAND WATERS.				VESSELS EMPLOYED	
	Arrived.		Departed.		Arrived.		Departed.		Arrived.	
	Vessels.	Tons.	Vessels.	Tons.	Vessels.	Tons.	Vessels.	Tons.	Vessels.	Tons.
1868	8,038	2,104,009	7,978	2,215,312	20,855	4,399,850	19,259	4,263,654		
1869	9,654	2,459,083	9,597	2,537,482	16,988	2,774,836	17,061	2,689,643		
1870	9,567	2,608,519	8,948	2,476,354	17,866	3,187,596	18,804	3,143,391		
1871	10,353	2,521,573	9,575	2,594,460	21,197	4,053,198	20,512	3,954,797		
1872	10,358	2,989,793	9,898	2,956,911	17,436	3,582,148	16,233	3,279,308		
1873	11,089	3,032,746	10,508	3,052,789	18,960	2,994,434	17,492	2,669,028		
1874	9,282	3,077,987	8,471	2,973,374	16,546	2,805,789	15,466	2,542,707		
1875	7,851	2,521,134	7,724	2,808,074	14,076	2,176,529	13,131	2,021,718		
1876	8,414	2,972,459	8,349	2,938,305	13,908	2,108,364	12,676	1,892,071	31,302	5,167,528
1877	8,808	3,295,987	8,952	3,348,835	15,267	2,363,244	13,686	2,083,178	32,048	4,472,628
1878	8,836	3,341,465	8,680	3,342,919	15,844	2,814,816	14,667	2,555,690	30,814	5,475,733
1879	8,576	3,049,521	8,425	3,039,029	16,268	2,889,510	14,572	2,668,752	30,850	6,118,702
1880	9,307	3,487,735	9,063	3,298,979	17,441	3,707,885	17,065	3,083,246	36,126	7,162,257
1881	10,444	4,032,946	10,320	4,071,391	16,804	2,934,503	15,985	2,763,592	37,429	7,664,863
1882	10,638	3,833,152	10,500	4,003,410	17,450	2,650,835	17,032	2,792,485	37,996	7,515,476
1883	10,781	4,004,357	10,727	3,968,420	17,012	2,987,557	16,310	2,810,401	38,244	8,056,736
1884	11,160	4,250,665	11,183	4,233,636	16,768	3,084,924	16,045	2,789,801	40,300	8,114,637
1885	10,639	3,800,664	10,553	3,843,951	14,842	3,403,823	15,117	3,036,274	41,879	8,314,898
1886	10,603	4,026,415	10,768	4,018,156	15,284	3,022,069	15,673	2,902,592	44,850	8,538,502
1887	13,203	4,236,765	12,947	4,125,671	15,854	2,909,147	15,931	2,819,415	48,733	9,138,456
1888	15,675	4,623,506	15,132	4,574,297	16,595	3,039,985	16,901	2,979,520	50,929	9,789,806
1889	14,155	4,611,392	14,389	4,685,209	18,406	3,365,103	18,107	3,392,517	52,927	10,219,856
1890	15,722	5,215,476	15,402	5,112,809	20,608	4,067,921	20,693	4,049,894	60,550	11,690,636
1891	15,548	5,273,935	15,773	5,421,261	19,000	4,093,434	19,008	4,009,018	64,178	12,835,774
1892	15,672	5,475,999	15,289	5,276,975	17,058	4,081,605	17,324	3,857,866	62,606	12,935,782
1893	13,691	5,371,618	13,856	5,236,996	17,952	4,136,484	17,682	3,794,439	60,524	12,794,532
1894	14,297	5,775,810	14,043	5,504,726	18,306	4,864,029	19,360	4,208,516	60,421	13,876,293
1895	14,158	5,575,657	13,718	5,401,172	16,539	4,222,713	15,874	3,901,421	60,308	13,234,015
1896	15,291	5,895,360	14,511	5,563,464	18,135	5,323,260	17,047	5,088,389	63,215	14,049,916
1897	13,701	6,091,433	13,393	5,919,547	16,694	4,716,845	16,601	6,546,108	63,989	14,439,736
1898	14,190	6,365,802	13,597	6,219,683	18,777	5,951,705	17,483	6,208,926	73,211	15,471,070
1899	13,909	6,733,151	13,212	6,503,903	20,163	5,986,132	19,533	6,196,924	71,377	15,929,325
1900	14,607	7,262,721	13,939	6,912,400	21,699	6,438,924	21,195	6,300,050	73,503	17,245,694
1901	13,752	7,514,732	12,953	7,028,330	20,814	5,720,575	20,313	5,766,171	71,804	17,927,959
1902	15,339	7,603,034	14,967	7,128,454	23,585	7,595,741	23,822	7,698,175	81,243	21,245,649
1903	14,278	8,050,516	14,054	7,790,659	30,819	9,107,386	30,575	8,706,482	83,251	23,285,070
1904	14,985	8,143,856	15,059	7,682,849	21,110	8,122,839	20,516	7,252,661	79,331	23,412,880
1905	13,926	7,993,770	13,871	7,594,685	20,760	7,970,290	21,433	8,719,075	77,290	22,655,604
1906	15,282	8,895,353	14,534	7,948,076	22,646	9,352,653	22,525	8,536,090	78,584	23,543,604
1907*	10,674	7,121,468	9,801	6,783,406	20,060	8,603,411	19,870	8,087,606	54,457	16,415,831
1908	15,687	10,189,275	14,147	9,301,996	22,322	9,712,052	23,486	10,371,708	81,012	26,734,746
1909	15,140	10,264,187	15,072	9,501,689	21,774	10,626,876	21,763	10,308,851	81,705	27,645,022
1910	15,068	10,950,600	14,776	9,853,713	22,919	12,084,359	23,362	11,679,319	88,706	29,912,254

No returns given
played in coast
1876.

* 9 months.

SESSIONAL PAPER No. 10c

PROGRESS OF CANADA—Continued.

IN COASTING TRADE.		RECAPITULATION—TOTAL VESSELS ARRIVED AND DEPARTED.						Fiscal years.
Departed.		Arrived.		Departed.		Totals.		
Vessels.	Tons.	Vessels.	Tons.	Vessels.	Tons.	Vessels.	Tons.	
		28,893	6,503,859	27,237	6,478,966	56,130	12,982,825	1868
		26,642	5,233,919	26,658	5,227,125	53,300	10,461,044	1869
		27,433	5,796,115	27,752	5,619,745	55,185	11,415,860	1870
		31,550	6,576,771	30,087	6,549,257	61,637	13,126,028	1871
		27,794	6,571,941	26,131	6,236,219	53,925	12,808,160	1872
		30,049	6,027,180	28,000	5,721,817	58,049	11,748,997	1873
		25,828	5,883,776	23,937	5,516,081	49,765	11,599,857	1874
		21,957	4,697,663	20,855	4,829,792	42,812	9,527,455	1875
		53,624	10,248,351	51,298	9,963,787	104,922	20,212,138	1876
		56,123	10,131,859	53,414	9,928,247	109,537	20,060,106	1877
		55,494	11,632,014	53,579	11,470,537	109,073	23,102,551	1878
		55,694	12,057,733	52,660	11,655,537	108,354	23,713,495	1879
		62,874	14,357,877	60,495	13,272,982	123,369	27,630,858	1880
		64,677	14,632,312	62,613	14,286,886	127,290	28,919,198	1881
		66,084	14,099,463	65,302	14,071,483	131,386	28,170,946	1882
		66,037	15,048,650	63,953	14,405,651	129,990	29,454,301	1883
		68,228	15,450,226	66,298	14,882,507	134,526	29,832,733	1884
		67,360	15,519,385	65,939	14,509,749	133,299	30,029,134	1885
		70,737	15,586,986	70,651	14,750,520	141,388	30,337,506	1886
		77,790	16,284,368	76,332	15,320,307	154,122	31,604,675	1887
		83,199	17,453,297	81,220	16,553,290	164,419	34,006,587	1888
		85,488	18,196,351	83,616	17,692,447	169,104	35,888,798	1889
		96,880	20,974,033	94,674	20,269,182	191,554	41,243,215	1890
		98,726	22,208,143	96,167	21,580,635	194,893	43,788,778	1891
		95,336	22,493,386	92,443	21,308,988	187,779	43,802,374	1892
		92,167	22,302,634	89,277	20,816,023	181,444	43,118,657	1893
		93,024	24,516,132	91,851	22,397,917	184,875	46,914,049	1894
		91,005	23,032,385	87,813	21,542,012	178,818	44,574,397	1895
		96,641	25,268,536	93,360	24,033,690	190,001	49,302,226	1896
		94,384	25,248,014	90,129	25,393,898	184,513	50,641,912	1897
		106,178	27,788,577	100,714	26,591,489	206,892	54,380,066	1898
		105,449	28,648,608	100,737	27,325,933	206,186	55,974,541	1899
		109,809	30,947,339	104,860	29,598,486	214,669	60,545,825	1900
		106,370	31,163,266	102,368	29,311,338	208,738	60,474,604	1901
		120,167	36,444,424	116,003	34,281,887	236,170	70,726,311	1902
		128,348	40,442,972	124,142	38,202,429	252,490	78,645,401	1903
		115,426	39,679,575	110,994	37,027,752	226,420	76,707,327	1904
		111,976	38,619,664	108,727	38,035,417	220,703	76,655,081	1905
		116,512	41,791,610	112,550	39,264,624	229,062	81,056,234	1906
		85,191	32,140,710	85,209	30,146,601	170,400	62,287,311	1907*
		118,421	46,636,073	112,428	43,468,793	230,849	90,104,866	1908
		118,619	45,536,085	112,205	44,835,716	230,824	93,371,801	1909
		126,633	52,947,213	120,745	48,371,706	247,378	101,318,919	1910

showing vessels em-
ing trade prior to

1. GEORGE V., A. 1911
STATISTICAL RECORD OF THE

Fiscal years.	TRADE AND							
	IMPORTS.				EXPORTS.			
	Merchandise.		Coin and Bullion.	Totals.	Merchandise.		Coin and Bullion.	Totals.
	Dutiable.	Free.			Home Produce.	Foreign Produce.		
\$	\$	\$	\$	\$	\$	\$	\$	
1868	45,250,395	23,314,102	4,895,147	73,459,644	48,504,899	4,196,821	4,866,168	57,567,888
1869	44,081,563	22,086,373	4,244,229	70,415,165	52,400,772	3,855,801	4,218,208	60,474,781
1870	48,665,547	21,813,263	4,335,529	74,814,339	59,043,590	6,527,622	8,002,278	73,573,490
1871	70,295,223	23,064,654	2,733,094	96,092,971	57,630,024	9,853,244	6,690,350	74,173,618
1872	72,157,423	36,519,355	2,753,749	11,430,527	65,831,083	12,798,182	4,010,398	82,639,663
1873	74,217,954	50,787,862	3,005,465	128,011,281	76,538,025	9,405,910	3,845,987	89,789,922
1874	77,070,460	46,919,840	4,223,282	128,213,582	76,741,997	10,614,096	1,995,835	89,351,928
1875	81,504,477	39,355,717	2,210,089	123,070,283	69,709,823	7,137,319	1,039,837	77,886,979
1876	58,794,777	32,195,458	2,220,111	93,210,346	72,491,437	7,234,961	1,240,037	80,966,435
1877	63,986,376	33,167,497	2,174,089	99,327,962	68,030,546	7,111,108	733,739	75,875,393
1878	61,700,190	30,577,871	803,736	93,081,787	67,989,800	11,164,878	168,989	79,323,667
1879	57,052,042	23,273,296	1,639,089	81,964,427	62,431,025	8,355,644	704,586	71,491,255
1880	68,895,483	15,712,457	1,881,807	86,489,747	72,899,697	13,240,006	1,771,755	87,911,458
1881	85,516,908	13,690,657	1,123,275	105,330,840	83,944,701	13,375,117	971,005	98,290,823
1882	93,339,930	24,575,827	1,503,743	119,419,500	94,137,657	7,628,453	371,093	102,137,203
1883	100,827,816	30,150,683	1,275,523	132,254,022	87,702,431	9,751,773	631,600	98,085,804
1884	88,349,492	25,839,885	2,207,666	116,397,043	79,833,098	9,389,106	2,184,292	91,406,496
1885	79,614,108	26,373,134	2,954,244	108,941,486	79,131,735	8,079,646	2,026,980	89,238,361
1886	75,536,758	25,277,246	3,610,557	104,424,561	77,756,704	7,433,079	56,531	85,251,314
1887	85,479,400	26,880,618	532,218	112,892,236	80,960,909	8,549,333	5,569	89,515,811
1888	77,784,037	30,935,121	2,175,472	110,894,630	81,382,072	8,803,394	17,534	90,203,000
1889	80,059,966	34,589,714	575,251	115,224,931	80,272,456	6,938,455	1,978,256	89,189,167
1890	86,258,633	34,516,597	1,083,011	121,858,241	85,257,586	9,051,781	2,439,782	96,749,149
1891	81,286,372	36,570,096	1,811,170	119,967,638	88,671,738	8,798,631	946,927	98,417,296
1892	81,190,844	44,396,694	1,818,530	127,406,068	99,032,466	13,121,791	1,809,118	113,963,375
1893	77,378,091	45,161,977	6,534,206	129,074,268	105,488,798	8,941,856	4,133,698	113,564,352
1894	73,341,506	46,110,362	4,023,072	123,474,940	103,851,764	11,833,805	1,839,380	117,524,949
1895	64,064,587	42,140,475	4,576,620	110,781,682	102,828,441	6,485,043	4,325,319	113,638,803
1896	74,259,940	38,525,249	5,226,319	118,011,508	109,707,805	6,606,738	4,699,309	121,013,852
1897	74,108,590	40,433,825	4,676,194	119,218,609	123,632,540	10,825,163	3,492,550	137,950,253
1898	84,141,104	51,791,105	4,390,844	140,323,053	144,543,662	14,980,883	4,623,138	164,152,683
1899	98,349,633	59,709,541	4,705,134	162,764,308	137,360,792	17,520,088	4,016,025	153,896,906
1900	112,943,896	68,381,179	8,297,438	189,622,513	168,972,301	14,265,254	8,657,168	191,894,723
1901	115,574,658	71,303,573	3,537,294	190,415,525	177,431,386	17,077,757	1,978,489	196,487,632
1902	127,955,281	78,003,472	6,311,405	212,270,158	196,019,763	13,951,101	1,669,422	211,640,286
1903	143,839,632	88,398,532	8,976,797	241,214,961	214,401,674	10,828,087	619,963	225,849,724
1904	156,108,453	95,220,037	7,874,313	259,211,803	198,414,439	12,641,239	2,465,557	213,521,235
1905	157,164,975	99,361,007	10,308,435	266,834,417	190,854,946	10,617,115	1,844,811	203,316,872
1906	176,790,332	110,417,080	7,078,603	294,286,015	235,483,956	11,173,846	9,928,828	256,586,630
1907*	154,856,659	97,412,340	7,517,008	259,786,007	180,545,306	11,541,927	13,189,964	205,277,197
1908	230,917,914	133,319,950	6,548,661	370,786,525	246,960,968	16,407,984	16,637,654	280,006,606
1909	185,329,094	114,439,072	9,988,442	309,756,608	242,603,584	17,318,782	1,589,793	261,512,159
1910	241,961,556	143,873,547	6,017,589	391,852,692	279,247,551	19,516,442	2,594,536	301,358,529

* 9 months.

SESSIONAL PAPER No. 10c

PROGRESS OF CANADA—Continued.

COMMERCE.								
Duty Collected.	Totals, Imports and Exports.	IMPORTS ENTERED FOR CONSUMPTION.					Totals, Customs Duties Collected.	Fiscal year.
		Merchandise.		Coin and Bullion.	Totals.	Duty Collected.		
		Dutiable.	Free.					
\$	\$	\$	\$	\$	\$	\$	\$	
17,986	131,027,532	43,655,696	23,434,463	4,895,147	71,985,306	8,801,446	8,819,432	1868
14,403	130,889,946	41,069,342	22,085,599	4,247,229	67,402,170	8,284,507	8,298,910	1869
37,912	148,387,829	45,127,422	21,774,652	4,335,529	71,237,603	9,425,028	9,462,940	1870
36,066	170,266,589	60,094,362	24,120,026	2,733,094	86,947,482	11,807,590	11,843,656	1871
24,809	194,070,190	68,276,157	36,679,210	2,753,749	107,709,116	13,020,684	13,045,494	1872
20,152	217,801,203	71,198,176	53,310,953	3,005,465	127,514,594	12,997,578	13,017,730	1873
14,565	217,565,510	76,232,590	46,948,357	4,223,282	127,404,169	14,407,318	14,421,883	1874
7,243	200,957,262	78,138,511	39,270,057	2,210,089	119,618,657	15,354,139	15,361,382	1875
4,500	174,176,781	60,238,297	32,274,810	2,220,111	94,733,218	12,828,614	12,833,114	1876
4,103	175,203,355	60,916,770	33,209,624	2,174,089	96,300,483	12,544,348	12,548,451	1877
4,161	172,405,454	59,773,039	30,622,812	803,726	91,199,577	12,791,532	12,795,693	1878
4,272	153,455,682	55,426,836	23,275,683	1,639,089	80,341,608	12,935,269	12,939,511	1879
8,895	174,401,205	54,182,967	15,717,575	1,881,807	71,782,349	14,129,953	14,138,849	1880
8,141	203,621,663	71,620,725	18,867,604	1,123,275	91,611,604	18,492,645	18,500,786	1881
8,810	221,556,793	85,757,433	25,387,751	1,503,743	112,648,927	21,700,028	21,708,837	1882
9,756	230,339,826	91,588,339	30,273,157	1,275,523	123,137,019	23,162,553	23,172,309	1883
8,515	207,803,539	80,010,498	25,962,480	2,207,666	108,186,644	20,156,448	20,164,963	1884
12,305	198,179,847	73,269,618	26,436,157	2,954,244	102,710,019	19,121,254	19,133,559	1885
20,726	189,675,875	70,658,819	25,333,318	3,610,557	99,602,694	19,427,398	19,448,124	1886
31,397	202,408,047	78,120,679	26,986,531	532,218	105,639,428	22,438,309	22,469,706	1887
21,772	201,097,630	69,645,824	31,025,804	2,175,472	102,847,100	22,187,869	22,209,642	1888
42,207	204,414,098	77,475,139	34,623,057	575,251	109,673,447	23,742,317	23,784,523	1889
93,674	218,607,390	74,106,286	34,576,287	1,083,011	112,765,584	23,921,234	24,014,908	1890
64,803	218,384,934	74,536,036	36,997,918	1,811,170	113,345,124	23,416,266	23,481,069	1891
108	241,369,443	69,160,737	45,999,676	1,818,530	116,978,943	20,550,474	20,550,582	1892
	247,638,620	69,873,571	45,297,259	6,534,200	121,705,030	21,161,711	21,161,711	1893
	240,999,889	62,779,182	46,291,729	4,023,072	113,093,983	19,379,822	19,379,822	1894
	224,420,485	58,557,655	42,118,236	4,576,620	105,252,511	17,887,269	17,887,269	1895
	239,025,360	67,239,759	38,121,402	5,228,319	110,587,480	20,219,037	20,219,037	1896
	257,168,862	66,220,765	40,397,062	4,676,194	111,294,021	19,891,997	19,891,997	1897
	304,475,736	74,625,088	51,682,074	4,390,844	130,698,006	22,157,788	22,157,788	1898
	321,661,213	89,433,172	59,913,287	4,705,134	154,051,593	25,734,229	25,734,229	1899
	381,517,236	104,346,795	68,160,083	8,297,438	180,804,316	28,889,110	28,889,110	1900
	386,903,157	105,969,756	71,790,938	3,537,294	181,237,988	29,106,980	29,106,980	1901
	423,910,444	118,657,496	77,822,694	6,311,405	202,791,595	32,425,532	32,425,532	1902
	467,064,685	136,796,065	88,017,654	8,976,797	223,790,516	37,110,355	37,110,355	1903
	472,733,038	148,909,576	94,680,443	7,874,313	251,464,332	40,954,349	40,954,349	1904
	470,151,289	150,928,787	100,688,332	10,308,435	261,925,554	42,024,340	42,024,340	1905
	550,872,645	173,046,109	110,236,095	7,078,603	290,360,807	46,671,101	46,671,101	1906
	465,063,204	152,065,529	97,672,345	7,517,008	257,254,882	40,290,172	40,290,172	1907*
	650,793,131	218,160,047	133,719,908	6,548,661	358,428,616	58,331,075	58,331,075	1908
	571,265,767	175,014,160	113,203,355	9,988,442	298,205,957	48,059,792	48,059,792	1909
	693,211,221	227,264,346	142,551,081	6,017,589	375,833,016	61,024,239	61,024,239	1910

1 GEORGE V., A. 1911

STATISTICAL RECORD OF THE

		TRADE AND							
		EXPORTS BY GROUPS							
Fiscal years.	The Mine.		The Fisheries.		The Forest.		Animal Produce.		
	Home Produce.	Foreign Produce.	Home Produce.	Foreign Produce.	Home Produce.	Foreign Produce.	Home Produce.	Foreign Produce.	
	\$	\$	\$	\$	\$	\$	\$	\$	
1868	1,276,129	*	3,357,510	*	18,742,625	*	6,893,167		
1869	1,941,485	*	3,242,710	*	20,423,882	*	8,769,407	*	
1870	2,192,541	*	3,608,549	*	21,533,300	*	12,138,161	*	
1871	2,841,124	*	3,994,275	*	23,063,223	*	12,608,506	*	
1872	4,779,594	*	4,386,214	*	24,459,877	*	12,766,967	*	
1873	5,853,860	*	4,779,277	*	29,298,917	*	14,243,017	*	
1874	3,760,835	*	5,292,368	*	27,237,779	*	14,679,169	*	
1875	3,643,398	*	5,380,527	*	25,070,410	*	12,700,507	*	
1876	3,731,827	55,975	5,500,989	232	20,333,230	209,405	13,614,569	1,030,599	
1877	3,644,040	54,918	5,874,360	...	23,010,249	655,338	14,220,617	1,140,434	
1878	2,816,347	53,016	6,853,975	73,391	19,511,575	543,254	14,019,857	557,229	
1879	3,082,900	104,822	6,928,371	144,332	13,261,459	533,800	14,100,604	636,789	
1880	2,877,351	104,262	6,379,656	73,691	18,854,507	812,186	17,607,577	896,432	
1881	2,767,829	148,425	6,867,715	31,169	24,960,012	749,836	21,360,219	1,305,391	
1882	3,013,573	127,608	7,682,079	15,529	23,991,055	971,597	20,454,759	951,046	
1883	2,970,886	135,944	8,809,118	47,808	25,370,725	1,277,715	20,284,343	881,075	
1884	3,247,092	195,399	8,591,654	17,637	25,811,157	1,484,926	22,946,108	1,206,076	
1885	3,639,537	196,933	7,960,001	16,312	20,989,708	1,383,597	25,337,104	1,166,890	
1886	3,951,147	196,140	6,843,888	25,645	21,034,611	1,830,476	22,065,433	1,012,080	
1887	3,805,959	304,649	6,875,810	101,864	20,484,746	1,763,737	24,246,937	825,602	
1888	4,110,937	228,551	7,793,183	77,922	21,302,814	1,577,477	24,719,297	901,672	
1889	4,419,170	254,033	7,212,208	117,527	23,043,007	1,426,249	23,894,707	799,246	
1890	4,855,757	270,374	8,461,906	62,602	26,179,136	1,110,128	25,106,995	1,523,677	
1891	5,734,143	193,593	9,715,401	181,132	24,282,015	1,583,853	25,967,741	1,280,525	
1892	5,906,471	236,697	9,675,398	268,712	22,281,744	1,351,931	28,594,850	1,468,927	
1893	5,329,890	295,636	8,743,050	198,307	26,359,910	1,272,881	31,736,499	1,039,330	
1894	5,801,009	254,885	11,102,692	309,589	26,355,448	149,308	31,881,973	1,164,494	
1895	6,983,227	231,439	10,692,247	165,009	23,891,166	238,033	34,387,770	1,268,624	
1896	8,059,650	342,110	11,077,765	105,933	27,175,686	149,208	36,507,641	896,755	
1897	11,298,915	251,172	10,314,323	254,765	31,258,729	173,565	39,245,252	1,123,008	
1898	14,463,256	230,798	10,841,661	132,316	26,511,539	531,533	44,301,470	1,834,668	
1899	13,368,150	200,435	9,909,662	41,642	28,021,529	92,766	46,743,130	1,231,684	
1900	24,580,266	193,073	11,169,083	55,783	29,663,668	290,421	56,148,807	1,147,860	
1901	40,367,683	163,631	10,720,352	10,647	30,009,857	266,323	55,495,311	803,971	
1902	34,947,574	143,654	14,143,294	43,776	32,119,429	11,484	59,161,209	668,943	
1903	31,064,861	170,304	11,800,184	26,462	36,386,015	45,099	69,817,542	649,077	
1404	33,626,739	202,123	10,759,029	14,168	33,091,922	173,859	63,812,117	548,323	
1905	31,932,329	259,741	11,114,318	30,580	33,235,683	126,370	63,337,458	643,461	
1906	35,469,631	236,399	16,025,840	23,554	38,824,170	151,373	66,455,960	730,215	
1907†	26,191,955	164,327	10,362,142	34,776	33,476,098	111,376	55,422,499	631,119	
1908	39,177,133	383,479	13,867,368	39,199	44,170,470	333,901	55,101,260	812,522	
1909	37,257,699	306,169	13,319,664	28,314	39,667,387	225,963	51,349,646	677,064	
1910	41,087,017	443,826	15,663,162	97,229	47,517,033	171,223	53,926,515	770,115	

* Not separately stated prior to 1876. † 9 months.

SESSIONAL PAPER No. 10c

PROGRESS OF CANADA—Continued.

COMMERCE—Continued.

—MERCHANDISE ONLY.

Agricultural Products		Manufactures.		Miscellaneous.		Total Exports.		Fiscal years.
Home Produce.	Foreign Produce.	Home Produce.	Foreign Produce.	Home Produce.	Foreign Produce.	Home Produce.	Foreign Produce.	
\$	\$	\$	\$	\$	\$	\$	\$	
12,871,055	*	2,100,411	*	302,280	*	45,543,177	4,196,821	1868
12,182,702	*	2,412,559	*	350,559	*	49,323,304	3,855,801	1869
13,676,619	*	2,560,370	*	371,652	*	56,081,192	6,527,622	1870
9,853,924	*	2,432,750	*	387,554	*	55,181,356	9,853,244	1871
13,378,891	*	2,716,499	*	515,985	*	62,944,027	12,798,182	1872
14,995,340	*	3,609,903	*	465,292	*	73,245,606	9,405,910	1873
19,590,142	*	2,946,655	*	419,800	*	73,926,748	10,614,096	1874
17,258,358	*	3,028,512	*	409,181	*	67,490,893	7,137,319	1875
21,139,665	5,169,024	5,148,201	619,546	393,368	150,180	69,861,849	7,234,961	1876
14,689,376	4,590,350	4,105,422	576,337	320,816	93,731	65,864,880	7,111,108	1877
18,003,754	9,272,335	4,127,755	588,021	401,871	75,632	65,740,134	11,164,878	1878
19,628,464	6,342,423	2,700,281	528,480	386,999	63,908	60,089,578	8,355,644	1879
22,294,328	9,992,800	3,242,617	1,241,594	640,155	119,041	70,096,191	13,240,006	1880
21,268,327	10,025,800	3,075,095	968,028	622,182	146,468	80,921,379	13,375,117	1881
31,035,712	4,553,986	3,329,598	934,856	535,935	73,831	90,042,711	7,628,453	1882
22,818,519	6,696,514	3,503,220	611,204	528,895	101,513	84,285,707	9,751,773	1883
12,397,843	5,758,217	3,577,585	599,611	560,690	127,190	77,132,079	9,889,106	1884
14,518,293	4,602,073	3,181,501	612,728	557,374	101,113	76,183,518	8,079,646	1885
17,652,779	3,789,038	2,824,137	482,250	604,011	102,450	74,975,566	7,488,079	1886
18,826,235	4,892,913	3,079,972	427,632	644,361	232,936	77,964,020	8,549,333	1887
15,436,360	5,430,075	4,161,282	455,671	773,877	123,626	78,297,750	8,803,394	1888
13,414,111	3,778,038	4,434,949	464,139	783,652	99,223	77,201,804	6,938,455	1889
11,908,030	5,337,545	5,741,184	646,880	82,506	100,575	82,335,514	9,051,781	1890
13,666,858	4,634,294	6,296,249	689,212	45,337	236,022	85,737,744	8,798,631	1891
22,113,284	8,704,122	7,040,988	699,867	71,518	391,535	95,684,253	13,121,791	1892
22,049,490	5,043,705	7,693,959	793,312	93,692	298,635	102,006,496	8,941,856	1893
17,677,649	9,079,697	7,692,755	643,557	75,327	232,275	100,586,853	11,833,805	1894
15,719,128	3,273,375	7,768,875	1,090,727	85,938	217,836	99,528,351	6,485,043	1895
14,033,361	3,890,650	9,365,384	857,493	109,265	364,589	106,378,752	6,606,738	1896
17,982,646	7,711,621	9,522,014	773,330	63,531	532,702	119,685,410	10,825,163	1897
33,063,285	10,664,494	10,678,316	1,192,535	61,405	394,539	139,920,932	14,980,883	1898
22,952,915	14,448,999	11,706,707	1,117,265	99,169	337,297	132,801,262	17,520,088	1899
27,516,609	10,953,352	14,224,287	1,287,294	208,070	332,471	163,510,790	14,265,254	1900
24,781,486	13,786,566	16,012,208	1,739,142	44,489	307,477	177,431,386	17,077,757	1901
37,152,688	10,389,155	18,462,970	2,372,438	32,599	321,651	196,019,763	13,951,101	1902
44,624,321	6,948,568	20,624,967	2,255,209	83,784	733,368	214,401,674	10,828,087	1903
37,138,875	8,483,110	19,864,049	2,575,870	121,708	540,786	198,414,439	12,641,239	1904
29,994,150	4,146,259	21,191,333	3,451,701	49,675	1,959,003	190,854,946	10,617,115	1905
54,062,337	6,153,398	24,561,112	3,089,166	84,906	789,741	235,483,956	11,173,846	1906
35,856,616	7,274,792	19,087,988	2,407,013	148,008	918,524	180,545,306	11,541,927	1907†
66,069,939	9,478,996	28,507,124	4,562,344	67,674	797,543	246,960,968	16,407,984	1908
71,997,207	10,746,719	28,957,050	3,997,139	54,931	1,337,414	242,603,584	17,318,782	1909
90,433,747	11,913,947	31,494,916	4,458,445	125,161	1,661,657	279,247,551	19,516,442	1910

1 GEORGE V., A. 1911

STATISTICAL RECORD OF THE

Fiscal Years.	TRADE AND							
	TRADE BY							
	United Kingdom.		United States.		Belgium.		France.	
	Imports for Consumption.	Exports.	Imports for Consumption.	Exports.	Imports for Consumption.	Exports.	Imports for Consumption.	Exports.
\$	\$	\$	\$	\$	\$	\$	\$	
1868								
1869								
1870								
1871								
1872								
1873	68,522,776	33,743,848	47,735,678	42,072,526	346,702	17,754	2,023,288	31,907
1874	63,048,594	45,003,882	54,306,001	36,244,311	293,659	240,494	2,302,500	267,212
1875	60,057,751	40,032,502	51,091,780	29,911,983	278,311	59,653	1,941,298	212,767
1876	40,727,453	40,723,477	46,071,791	31,933,459	361,055	13,825	1,840,877	553,935
1877	39,572,239	41,567,469	51,309,479	25,775,245	251,812	66,912	1,410,732	319,330
1878	37,431,180	45,941,539	48,628,190	25,244,898	255,694	49,998	1,385,003	369,391
1879	30,993,048	36,295,718	43,736,125	27,165,501	179,031	40,430	1,532,191	714,875
1880	34,461,224	45,846,062	29,316,948	33,349,909	149,086	688,811	1,115,841	812,829
1881	43,583,808	53,571,570	36,704,112	36,866,225	412,834	258,433	1,631,332	662,711
1882	50,597,341	45,274,461	48,289,052	47,940,711	503,210	142,358	2,097,358	825,573
1883	52,052,465	47,145,217	56,032,333	41,668,723	415,407	195,705	2,316,480	617,730
1884	43,418,015	43,736,227	50,492,826	38,840,540	459,150	287,378	1,769,849	390,955
1885	41,406,777	41,877,705	47,151,201	39,752,734	479,260	72,385	1,935,581	303,309
1886	40,601,199	41,542,629	44,858,039	36,578,769	510,907	6,565	1,975,218	534,363
1887	44,962,233	44,571,846	45,107,066	37,660,199	703,851	223,729	2,073,470	341,531
1888	39,298,721	40,084,984	48,481,848	42,572,065	488,743	17,057	2,244,784	397,773
1889	42,317,389	38,105,126	50,537,440	43,522,404	530,740	64,756	2,228,683	334,210
1890	43,390,241	48,353,694	52,291,973	40,522,810	721,332	41,814	2,615,602	278,552
1891	42,047,526	49,280,858	53,685,657	41,138,695	655,448	72,672	2,312,143	253,734
1892	41,348,435	64,906,549	53,137,572	38,988,027	517,032	56,212	2,402,634	367,539
1893	43,148,413	64,080,493	58,221,976	43,923,010	599,511	669,040	2,832,117	264,047
1894	38,717,267	68,538,856	53,034,100	35,809,940	550,237	708,455	2,536,964	544,986
1895	31,131,737	61,856,990	54,634,521	41,297,676	441,617	251,402	2,585,174	335,282
1896	32,979,742	66,690,288	58,574,024	44,448,410	920,758	98,031	2,810,942	581,540
1897	29,412,188	77,227,502	61,649,041	49,373,472	1,163,632	354,584	2,601,351	690,696
1898	32,500,917	104,998,818	78,705,590	45,705,336	1,230,110	973,944	3,975,351	1,025,262
1899	37,060,123	99,091,855	93,007,166	45,133,521	2,318,723	849,413	3,889,295	1,557,722
1900	44,789,730	107,736,368	109,844,378	68,619,023	3,223,918	1,197,798	4,368,502	1,374,770
1901	43,018,164	105,328,956	116,485,008	72,382,230	3,828,450	2,806,142	5,398,021	1,581,331
1902	49,213,762	117,320,221	120,807,050	71,197,684	1,711,599	2,444,450	6,672,194	1,388,848
1903	58,896,901	131,202,321	137,605,195	71,783,924	2,800,182	2,150,550	6,580,029	1,341,618
1904	61,777,574	117,591,376	150,826,515	72,772,932	3,129,513	1,126,417	6,206,525	1,597,928
1905	60,342,709	101,958,771	162,738,571	77,404,071	1,775,187	1,739,807	7,059,139	1,511,298
1906	69,194,588	133,094,937	175,862,071	97,806,552	2,610,072	1,565,166	7,667,987	2,120,091
1907*	64,581,373	105,135,801	155,943,029	79,021,480	1,695,129	1,857,958	6,699,412	1,409,572
1908	94,959,471	134,484,156	210,652,325	113,520,500	2,380,649	3,377,479	9,901,909	1,806,732
1909	70,682,944	133,745,375	180,026,550	92,604,357	1,901,588	3,927,445	8,197,435	3,176,096
1910	95,350,300	149,634,107	223,501,809	113,150,778	3,239,888	2,900,092	10,109,544	2,640,648

* 9 months.

SESSIONAL PAPER No. 10c

PROGRESS OF CANADA—Continued.

COMMERCE—Continued.

PRINCIPAL COUNTRIES.

Germany.		Newfoundland.		South America.		West Indies.		Fiscal years.
Imports for Consumption.	Exports.	Imports for Consumption.	Exports.	Imports for Consumption.	Exports.	Imports for Consumption.	Exports.	
\$	\$	\$	\$	\$	\$	\$	\$	
.....	1868
.....	1869
.....	1870
.....	1871
.....	1872
1,099,925	76,553	1,808,997	2,800,555	416,199	1,285,434	2,174,932	3,988,493	1873
956,917	65,511	1,088,468	1,569,079	473,530	1,212,978	2,307,733	3,778,796	1874
748,423	91,019	904,224	1,901,831	278,796	785,797	2,194,404	3,945,506	1875
482,587	125,768	774,586	1,900,891	287,553	688,209	1,616,113	3,675,320	1876
370,594	34,324	641,642	2,112,106	4,971	651,625	1,242,809	3,788,858	1877
399,326	122,254	672,665	2,094,682	15,447	654,357	1,033,849	3,414,147	1878
440,909	112,090	639,406	1,641,417	4,388	741,442	1,252,429	3,500,670	1879
449,791	82,237	581,961	1,510,300	283,481	789,940	2,945,154	3,544,103	1880
934,266	84,932	652,304	1,523,469	637,620	732,111	3,815,147	3,147,369	1881
1,480,004	153,114	493,509	1,974,923	1,373,617	941,162	4,023,384	2,995,372	1882
1,809,154	133,697	765,935	2,187,338	1,464,671	1,489,957	4,369,260	3,125,031	1883
1,975,771	195,575	780,670	1,920,450	1,478,988	1,277,383	3,606,917	3,119,569	1884
2,121,269	264,075	351,105	1,670,968	1,340,836	1,461,206	3,162,774	2,535,283	1885
2,155,523	253,298	384,321	1,754,980	1,100,995	1,010,034	3,144,472	2,121,570	1886
3,235,449	437,536	354,342	1,718,604	1,198,406	1,426,660	1,942,182	2,075,411	1887
3,364,563	198,543	421,599	1,523,827	876,603	1,510,637	3,268,663	2,601,486	1888
3,692,570	143,603	483,161	1,303,335	1,324,588	1,488,999	3,378,654	2,759,455	1889
3,778,993	507,143	469,711	1,185,739	1,003,962	1,551,887	3,089,048	2,719,141	1890
3,804,090	532,142	751,003	1,467,908	719,778	1,063,172	3,238,156	3,122,770	1891
5,583,530	942,698	753,249	1,750,714	877,821	1,027,525	4,092,287	3,546,559	1892
3,825,763	750,461	653,270	2,594,633	772,613	1,326,743	4,244,669	3,145,708	1893
5,841,542	2,046,052	814,562	2,818,592	872,392	1,392,285	3,677,411	3,443,761	1894
4,794,159	626,976	739,850	2,325,196	469,172	1,303,474	4,794,020	3,725,426	1895
5,931,459	757,531	551,412	1,782,309	567,027	1,496,118	1,896,426	2,810,817	1896
6,493,368	1,045,432	452,076	1,692,798	620,250	1,405,359	1,678,870	2,643,360	1897
5,584,014	1,837,448	464,324	2,167,860	1,425,653	1,060,420	1,080,266	2,749,080	1898
7,393,456	2,219,569	527,006	1,808,317	1,175,584	1,456,051	1,354,939	3,043,963	1899
8,383,498	1,715,903	660,678	2,144,070	992,887	1,431,107	1,331,776	2,870,343	1900
7,021,405	2,141,552	625,568	2,260,499	1,048,088	1,519,190	1,801,740	2,905,937	1901
10,823,169	2,692,578	1,117,400	2,381,082	1,659,074	1,781,913	2,173,835	3,298,912	1902
12,282,637	2,097,699	1,197,581	2,516,576	1,989,952	2,542,056	2,379,275	3,642,176	1903
8,175,604	1,819,223	1,076,667	2,898,751	3,157,004	2,456,608	4,813,815	3,533,475	1904
6,695,414	1,146,654	1,054,613	3,473,713	4,035,619	2,880,552	5,638,187	4,401,115	1905
6,987,314	1,872,557	1,758,425	3,213,856	5,869,075	3,623,065	6,591,083	4,575,212	1906
5,474,908	1,066,605	1,463,731	2,244,469	5,229,818	3,584,329	3,406,723	3,527,153	1907*
8,163,047	2,374,607	1,777,469	3,408,518	3,088,060	4,467,584	8,300,501	4,543,889	1908
6,050,365	1,476,552	1,628,428	3,552,293	4,783,893	3,478,476	8,092,303	4,534,446	1909
7,935,230	2,501,191	1,467,619	3,970,952	6,217,105	4,744,524	7,336,564	5,448,245	1910

1 GEORGE V., A. 1911
STATISTICAL RECORD OF THE

		TRADE AND						
		PRINCIPAL IMPORTS						
Fiscal years.	Animals, living.	Books, Maps, Pamphlets, Periodicals, &c.	Breadstuffs.	Carriages Automobiles Bicycles, &c.	Cement.	Coal, Coke, &c.	Cotton and Manufactures of.	
							Dutiable.	Free.
	\$	\$	\$	\$	\$	\$	\$	\$
1868								
1869								
1870								
1871								
1872								
1873								
1874	640,804	1,047,074	15,777,869	131,221	59,528	3,805,353	11,217,659	772,549
1875	803,173	1,150,693	12,699,660	118,184	67,004	3,076,418	10,257,495	690,462
1876	760,387	923,215	11,419,438	86,934	83,423	3,320,300	7,467,041	865,411
1877	705,264	973,758	14,153,806	139,098	83,113	3,661,419	7,893,197	814,373
1878	439,694	990,112	13,740,697	154,857	104,062	3,062,150	7,370,222	841,011
1879	399,096	903,816	9,394,246	129,708	68,215	2,985,601	6,928,283	1,007,029
1880	340,990	877,761	2,065,152	137,378	66,235	2,762,892	7,750,871	1,516,228
1881	545,237	1,071,439	2,781,356	151,438	53,765	4,097,322	10,055,133	1,728,110
1882	798,708	1,303,174	3,442,394	543,280	80,241	4,699,352	10,913,505	2,384,356
1883	1,263,976	1,429,598	3,516,391	1,172,127	117,607	6,391,423	9,861,889	3,013,822
1884	1,212,851	1,396,114	4,869,732	426,556	113,647	7,505,399	7,414,901	2,243,148
1885	1,147,504	1,316,678	4,332,819	311,780	118,272	7,171,260	6,106,887	2,525,949
1886	929,891	1,284,475	2,456,562	393,203	128,350	6,699,829	5,671,466	3,037,032
1887	1,147,481	1,421,348	2,402,209	348,459	158,303	7,642,224	5,348,802	3,113,979
1888	819,356	1,297,240	2,234,671	216,388	190,504	8,883,170	4,108,122	3,301,662
1889	827,494	1,343,223	3,220,067	398,293	197,580	8,602,172	4,157,993	3,951,298
1890	827,170	1,392,541	3,070,004	304,274	328,110	8,310,017	3,970,736	3,858,712
1891	709,846	1,337,898	2,828,832	316,626	313,767	9,501,017	4,039,034	3,948,166
1892	618,276	1,329,109	1,907,482	492,114	287,729	9,975,591	4,002,569	3,800,185
1893	512,790	1,300,546	1,996,568	408,787	327,148	10,525,465	4,568,743	3,699,523
1894	467,270	1,230,505	1,550,723	490,200	284,471	9,896,410	4,009,928	3,070,278
1895	344,123	1,100,556	2,055,441	681,755	251,926	8,873,669	4,218,168	3,677,400
1896	363,989	1,152,863	2,106,943	1,388,954	255,029	9,223,689	4,631,960	3,422,893
1897	397,902	1,198,098	1,893,884	1,590,747	260,842	9,276,534	4,051,361	3,558,175
1898	611,522	1,363,676	8,125,595	1,302,194	366,977	9,419,876	4,710,794	4,362,922
1899	778,047	1,447,121	10,412,460	1,367,725	480,414	10,589,998	5,984,188	3,630,735
1900	841,517	1,562,084	8,360,603	1,405,467	517,640	11,519,064	6,506,569	4,889,202
1901	920,040	1,663,739	8,070,496	1,110,654	669,839	13,835,672	6,927,992	5,373,907
1902	1,439,358	1,661,667	4,287,727	1,421,265	863,646	13,841,362	7,451,759	6,288,613
1903	2,341,680	1,953,832	5,456,136	1,193,298	890,745	16,467,541	8,119,726	6,837,480
1904	2,268,885	2,190,385	7,014,448	1,744,191	1,014,713	20,911,153	8,542,978	6,938,935
1905	1,809,639	2,432,238	8,005,414	1,655,648	1,263,828	21,294,427	8,350,661	6,502,387
1906	2,103,704	2,719,643	7,852,805	2,483,328	995,731	20,499,798	9,568,346	8,791,991
1907*	2,143,058	2,300,361	7,052,568	1,586,563	540,006	18,693,380	9,500,337	7,264,494
1908	1,649,574	3,358,964	11,340,276	2,756,518	871,169	31,214,236	16,697,830	6,730,418
1909	1,285,388	3,493,019	7,317,997	2,042,552	481,875	28,326,015	11,620,080	7,114,427
1910	1,716,176	4,054,601	7,809,025	3,636,273	166,718	29,245,038	17,886,197	10,194,457

* 9 months.

SESSIONAL PAPER No. 10c

PROGRESS OF CANADA—Continued.

COMMERCE—Continued.

FOR CONSUMPTION.

Drugs, Dyes, Chemicals, Medicines, &c.		Earthenware and Chinaware.	Electric Apparatus.	Fancy Goods.	Fish.	Flax, Hemp, Jute and Manufactures of.		Fiscal years.
Dutiable.	Free.					Dutiable.	Free.	
\$	\$	\$	\$	\$	\$	\$	\$	
.....	1868
.....	1869
.....	1870
.....	1871
.....	1872
.....	1873
.....	1874
606,689	929,983	611,555	3,337,559	1,515,578	1,302,352	646,999	1874
648,502	833,517	553,474	3,363,374	1,482,959	1,748,509	374,480	1875
607,735	606,537	430,888	2,401,811	1,396,379	1,221,243	219,526	1876
630,561	833,464	421,724	1,770,709	1,242,925	1,355,315	391,716	1877
745,202	743,111	483,813	1,687,521	1,126,259	1,384,835	278,706	1878
752,054	684,428	392,373	1,343,161	1,040,168	1,153,029	206,529	1879
622,131	894,613	322,333	463,931	965,701	1,178,065	346,267	1880
777,264	1,027,332	439,029	12,001	703,220	991,131	1,448,147	378,046	1881
859,523	1,057,089	646,734	44,047	2,001,237	1,069,462	1,679,002	531,661	1882
945,515	1,315,438	657,886	78,880	2,196,673	1,388,182	1,554,327	708,540	1883
1,106,779	1,263,831	544,586	103,137	1,723,100	1,397,067	1,310,855	571,724	1884
1,136,794	1,270,639	511,853	93,429	1,616,801	959,405	1,392,852	678,600	1885
1,077,263	1,261,418	599,269	68,850	1,441,819	758,611	1,340,079	624,159	1886
1,316,212	1,263,992	750,691	112,278	2,103,509	784,373	1,528,099	714,702	1887
1,227,438	1,269,906	697,082	194,788	1,812,929	865,365	1,366,180	1,272,420	1888
1,179,018	1,332,887	697,949	251,135	1,897,418	889,903	1,493,686	1,523,851	1889
1,227,960	1,339,170	695,206	373,102	1,867,231	920,566	1,417,253	1,057,008	1890
1,280,732	1,463,866	634,907	469,046	1,523,359	1,103,666	1,437,389	1,265,399	1891
1,377,343	1,563,879	748,810	640,628	1,639,092	1,132,314	1,531,003	1,236,941	1892
1,380,185	1,784,455	709,737	690,065	1,726,979	1,013,505	1,621,719	1,563,122	1893
1,140,953	1,619,835	695,514	509,023	1,658,427	1,204,117	1,419,503	838,064	1894
983,269	1,742,773	547,935	380,784	1,487,332	1,000,284	1,339,897	1,023,855	1895
1,092,873	1,854,567	575,493	304,826	1,464,742	854,356	1,526,171	1,217,567	1896
1,125,720	1,792,033	595,822	458,699	1,486,806	736,117	1,267,473	1,049,833	1897
1,298,827	2,399,962	675,874	442,022	1,791,189	791,170	1,412,336	1,193,439	1898
1,528,732	2,349,194	916,727	553,954	1,826,882	883,531	1,754,564	1,534,388	1899
1,583,057	2,461,709	959,526	871,312	1,898,114	1,068,914	1,830,891	1,763,182	1900
1,835,597	3,143,034	1,114,677	919,854	1,936,725	883,857	1,913,070	1,505,448	1901
1,802,279	3,645,246	1,275,093	1,372,916	2,218,708	1,055,025	1,981,871	2,377,968	1902
1,880,712	4,011,608	1,406,610	1,649,001	2,703,134	1,277,513	2,185,442	2,134,600	1903
2,015,024	3,823,973	1,611,356	2,406,912	3,070,759	1,496,541	2,417,240	1,932,394	1904
2,072,244	4,076,064	1,636,214	2,849,979	3,068,788	1,358,429	2,507,503	1,897,531	1905
2,332,368	5,029,811	1,692,359	3,578,288	3,365,892	1,940,511	3,088,257	2,112,309	1906
1,962,291	4,441,375	1,422,880	2,556,738	2,638,020	1,578,436	2,846,548	1,682,523	1907*
2,586,545	6,800,867	2,190,784	3,133,761	3,279,469	1,840,711	3,904,646	2,202,817	1908
2,262,870	6,870,262	1,716,887	2,101,492	2,817,818	1,578,676	2,450,204	1,518,452	1909
2,621,194	7,473,881	1,859,302	3,688,538	3,425,915	1,665,050	3,878,990	1,461,322	1910

1 GEORGE V., A. 1911

STATISTICAL RECORD OF THE

Fiscal years.	TRADE AND							
	PRINCIPAL IMPORTS							
	Fruits.	Furs and Mfrs. of	Glass and Mfrs. of	Gutta-percha, India-rubber and Mfrs. of		Hats, Caps and Bonnets, &c.	Hides and Skins other than Fur.	Leather and Mfrs. of.
				Dutiable.	Free.			
\$	\$	\$	\$	\$	\$	\$	\$	
1868								
1869								
1870								
1871								
1872								
1873								
1874	1,033,230	701,640	1,187,152	195,156	283,951	984,038	1,458,325	1,587,199
1875	1,416,224	783,288	1,092,999	232,339	277,196	1,028,962	1,827,539	1,608,962
1876	1,065,362	452,389	902,208	200,841	82,020	866,651	1,030,002	1,152,274
1877	1,333,939	426,555	781,625	227,329	210,624	934,297	1,151,607	1,340,456
1878	1,266,478	382,537	898,341	244,871	187,234	1,077,682	1,207,300	1,217,212
1879	1,174,620	313,887	659,833	237,111	133,214	956,550	1,202,890	997,453
1880	834,103	454,151	651,107	452,280	206,272	997,475	1,761,084	871,389
1881	1,179,688	867,521	890,849	497,362	320,102	1,246,019	2,212,653	1,108,226
1882	1,473,150	1,123,638	1,186,947	556,182	537,715	1,307,125	2,216,763	1,456,508
1883	2,120,624	1,267,721	1,178,796	675,448	351,058	1,405,363	1,986,294	1,530,563
1884	2,045,872	983,515	1,000,543	703,591	405,923	1,158,304	1,431,848	1,105,552
1885	1,617,091	1,033,149	1,022,817	761,956	420,867	1,118,870	1,788,914	1,185,192
1886	1,613,414	1,047,181	1,145,794	723,406	405,316	1,220,892	1,751,446	1,380,044
1887	1,681,870	1,234,685	1,270,720	807,540	451,582	1,378,557	1,975,453	1,366,021
1888	1,949,314	1,223,865	1,198,199	793,123	617,426	1,362,686	1,635,083	1,248,219
1889	2,248,395	1,261,167	1,197,944	841,013	763,301	1,326,141	1,597,632	1,231,207
1890	2,587,367	1,105,820	1,232,710	925,080	587,347	1,290,932	1,712,012	1,175,122
1891	2,587,498	1,022,470	1,247,692	806,237	801,063	1,359,307	2,022,810	946,398
1892	2,536,705	1,336,157	1,257,858	684,633	731,957	1,303,836	1,837,102	1,091,213
1893	2,367,566	1,520,561	1,219,543	696,690	879,001	1,415,205	2,045,175	1,233,004
1894	2,740,687	1,390,997	1,209,203	519,296	978,689	1,321,359	1,895,232	970,577
1895	2,522,943	1,124,358	1,120,986	410,609	749,463	1,358,206	1,966,620	1,215,626
1896	2,601,000	1,211,624	1,105,577	350,133	1,121,312	1,482,424	1,964,251	1,252,144
1897	2,272,449	901,571	1,139,764	317,975	1,182,490	1,328,834	2,427,030	1,377,545
1898	2,846,440	891,389	1,024,706	403,231	1,732,669	1,559,864	3,301,382	1,658,277
1899	3,092,607	1,563,020	1,343,058	492,129	1,850,955	1,680,760	3,877,991	1,695,111
1900	3,480,156	2,106,632	1,658,694	536,071	2,314,273	1,839,087	4,219,399	1,879,333
1901	3,873,489	2,385,181	1,575,619	609,891	1,986,913	1,927,383	4,120,443	1,728,049
1902	4,481,801	2,970,754	1,938,808	771,426	1,656,275	2,018,023	5,086,052	1,810,261
1903	4,714,032	3,307,730	2,084,451	990,062	1,824,705	2,113,579	5,662,744	1,912,802
1904	4,658,056	3,405,200	1,984,694	994,162	2,514,354	2,486,782	4,916,222	2,204,000
1905	5,158,858	4,164,415	1,948,969	816,787	2,728,543	2,581,357	5,240,717	2,642,437
1906	6,322,490	4,782,697	2,673,013	771,895	2,777,979	2,688,787	6,811,267	3,003,429
1907*	5,763,567	4,021,019	2,114,689	594,671	2,448,012	2,467,761	5,843,511	2,859,395
1908	8,831,833	4,370,700	2,955,836	898,124	3,329,348	3,003,213	4,908,871	3,750,568
1909	8,509,940	3,669,542	2,258,020	901,575	2,485,673	2,595,600	5,218,108	3,116,322
1910	9,431,209	5,768,075	2,932,104	1,438,207	4,516,796	3,420,609	8,237,014	4,202,934

*9 months.

SESSIONAL PAPER No. 10c

PROGRESS OF CANADA—Continued.

COMMERCE—Continued.

FOR CONSUMPTION—Continued.

Metals and Minerals and Manufactures of.								Fiscal years.
Total Metals and Minerals and Mfrs. of.		Brass and Mfrs. of.	Copper and Mfrs. of.	Iron and Steel and Mfrs. of.		Tin and Mfrs. of.	Oils.	
Dutiable.	Free.			Dutiable.	Free.			
\$	\$	\$	\$	\$	\$	\$	\$	
.....	1868
.....	1869
.....	1870
.....	1871
.....	1872
.....	1873
12,289,235	9,956,875	82,853	159,204	11,903,866	9,011,245	115,487	800,862	1874
11,236,340	9,187,418	83,388	102,940	10,809,395	8,346,268	80,167	897,614	1875
7,799,075	6,402,117	85,176	116,231	7,439,710	5,631,840	88,510	654,634	1876
8,001,876	4,453,274	115,245	128,350	6,868,392	3,675,520	602,169	793,757	1877
7,415,110	3,309,174	125,319	134,339	6,367,253	2,682,409	504,125	862,722	1878
6,869,402	2,319,845	123,068	157,496	5,749,120	1,872,728	525,786	792,664	1879
8,233,325	3,346,156	224,705	125,191	6,452,653	3,202,667	810,971	861,452	1880
10,337,495	4,516,244	276,958	160,329	7,900,514	4,357,605	1,185,630	1,024,447	1881
14,359,869	5,523,897	362,581	222,219	12,030,605	4,748,813	1,348,629	1,158,831	1882
15,799,341	6,949,043	428,483	267,414	13,879,223	5,557,335	1,274,150	1,482,973	1883
11,969,834	5,098,295	393,544	235,510	10,464,227	3,822,360	1,018,493	1,250,082	1884
9,154,071	4,257,749	377,391	183,485	7,823,070	2,946,237	1,060,882	1,298,091	1885
9,535,318	3,655,728	412,662	226,389	8,128,827	2,292,262	1,117,368	1,338,837	1886
11,517,649	4,250,317	480,631	327,872	9,879,520	2,726,665	1,187,282	1,377,983	1887
10,582,477	3,553,916	548,010	305,781	8,958,773	2,017,965	1,164,273	1,269,018	1888
11,489,327	4,315,264	536,650	405,504	9,831,558	2,564,995	1,243,794	1,315,910	1889
12,561,240	4,841,884	554,545	484,189	10,715,181	2,643,480	1,289,756	1,490,586	1890
12,181,719	5,549,331	603,078	563,522	10,157,290	3,638,282	1,206,918	1,779,234	1891
11,983,713	4,802,145	537,771	437,894	10,139,038	2,214,811	1,594,205	1,540,581	1892
12,233,497	4,860,639	514,171	476,493	10,265,989	2,491,161	1,274,866	1,532,044	1893
10,338,702	4,370,789	457,913	281,801	8,842,241	2,130,200	1,310,389	1,374,324	1894
8,945,689	3,377,741	463,340	258,625	7,569,775	1,307,136	973,398	1,379,176	1895
10,065,540	4,393,519	543,001	294,817	8,607,759	1,507,324	1,237,684	1,619,609	1896
10,152,944	4,621,420	525,486	270,262	8,731,463	1,967,420	1,274,108	1,491,274	1897
14,683,424	6,993,240	622,659	868,360	12,901,474	3,914,381	1,550,851	1,442,195	1898
17,968,925	7,223,503	826,186	798,386	15,878,704	4,280,276	1,372,813	1,612,096	1899
24,811,760	11,744,272	935,895	1,271,659	22,474,769	7,053,647	2,418,455	1,895,505	1900
21,332,026	12,769,027	920,260	1,103,407	19,093,092	8,087,273	2,339,109	2,159,171	1901
26,742,577	14,456,975	1,111,740	1,507,364	24,334,292	8,942,810	2,293,958	2,436,241	1902
33,929,562	17,630,940	1,320,294	1,544,264	31,127,638	11,163,331	2,712,186	3,004,424	1903
35,454,896	16,266,638	1,385,687	1,462,320	32,394,068	9,954,401	2,389,557	3,425,855	1904
34,733,578	19,128,097	1,472,866	2,042,429	31,464,244	10,900,432	2,791,757	3,652,220	1905
42,304,375	17,506,750	1,936,578	3,102,157	38,311,201	6,661,067	3,336,948	3,448,557	1906
42,066,747	15,824,045	1,969,506	3,066,571	38,248,763	6,087,377	2,719,813	2,797,940	1907*
55,846,507	23,768,392	2,362,209	3,363,657	50,436,227	11,616,514	4,059,281	4,087,723	1908
36,482,298	17,957,527	1,661,523	2,469,646	32,371,157	8,346,604	2,985,361	4,681,679	1909
53,257,035	25,128,002	2,228,215	3,488,260	47,848,457	11,604,489	3,822,443	5,543,462	1910

1 GEORGE V., A. 1911

STATISTICAL RECORD OF THE

		TRADE AND						
		PRINCIPAL IMPORTS						
Fiscal years.	Paints and Colours.	Paper and Mfrs. of.	Provisions.	Seeds.	Settlers' Effects.	Silk and Mfrs. of.		Spirits and Wines.
	\$	\$	\$	\$	\$	Dutiable.	Free.	\$
1868								
1869								
1870								
1871								
1872								
1873								
1874	496,572	779,253	1,917,021	219,982	1,240,618	2,180,801	17,851	2,378,428
1875	736,977	775,133	2,346,408	175,562	1,358,296	2,403,395	30,651	1,622,938
1876	570,697	590,228	1,690,200	135,286	962,623	1,468,643	22,369	1,922,504
1877	683,237	624,633	1,520,992	224,468	886,864	1,286,044	38,107	1,280,126
1878	551,459	614,694	1,258,991	260,078	803,506	1,528,091	52,650	1,242,474
1879	552,857	712,428	792,793	258,329	724,847	1,621,218	55,827	1,378,584
1880	560,556	805,934	1,076,422	232,274	770,216	1,816,375	84,300	908,756
1881	479,307	990,379	1,530,460	141,360	877,913	2,295,255	124,884	1,221,212
1882	553,988	1,225,339	2,113,449	226,795	1,557,246	2,583,039	184,032	1,508,133
1883	615,920	1,287,800	2,520,968	236,247	1,693,735	2,302,459	194,618	1,699,421
1884	545,648	1,014,994	2,204,851	286,849	1,712,952	1,726,110	134,912	1,480,904
1885	587,034	997,908	2,017,890	262,300	1,550,454	1,851,178	156,235	1,455,044
1886	608,987	1,088,145	1,432,119	398,155	1,336,717	1,909,533	174,408	1,363,174
1887	607,439	1,216,795	1,252,370	417,084	1,469,796	2,278,137	172,382	1,145,811
1888	638,969	1,160,858	1,616,317	436,979	1,669,327	2,139,130	180,443	1,262,460
1889	636,545	1,132,544	2,456,607	699,193	1,797,112	2,204,485	176,374	1,358,105
1890	706,705	1,221,473	2,110,011	483,927	1,810,217	2,155,060	206,324	1,474,379
1891	626,518	1,142,313	1,402,385	428,449	1,778,556	2,047,574	190,354	1,445,898
1892	643,816	1,216,887	1,034,488	603,588	2,024,918	2,034,028	278,066	1,415,316
1893	668,523	1,187,470	747,675	478,221	2,223,269	2,236,272	229,299	1,430,171
1894	630,528	1,015,652	922,352	600,177	3,322,499	1,949,553	219,849	1,367,707
1895	537,457	975,929	674,323	566,248	2,540,681	1,675,151	138,080	1,161,679
1896	670,387	1,006,598	700,826	714,915	2,188,975	1,776,145	200,742	1,223,390
1897	614,435	1,002,941	702,884	612,956	2,233,730	1,486,068	151,486	1,306,722
1898	758,670	1,136,432	1,499,804	563,370	2,828,675	2,000,527	241,884	1,312,246
1899	883,122	1,263,556	1,710,355	1,551,221	2,805,956	2,932,556	279,032	1,564,959
1900	1,027,121	1,408,209	1,906,303	1,924,660	3,065,410	3,185,369	291,153	1,741,711
1901	926,515	1,803,928	2,345,694	1,322,227	3,740,630	3,108,826	277,521	1,921,518
1902	1,150,541	1,946,126	2,257,535	2,399,097	4,580,481	3,430,188	369,043	1,995,938
1903	1,369,134	2,110,364	1,714,168	1,941,606	6,442,724	3,793,114	386,437	2,211,501
1904	1,263,176	2,619,033	1,746,974	1,015,177	6,758,913	3,715,037	389,273	2,458,503
1905	1,498,691	2,963,618	1,553,045	783,557	7,084,659	4,379,401	462,247	2,548,108
1906	1,380,427	3,176,129	3,028,744	2,133,759	9,254,511	4,331,352	473,653	2,762,290
1907*	1,087,829	2,644,510	2,647,249	4,052,212	5,775,378	3,450,373	356,180	2,358,881
1908	1,546,133	4,042,500	3,788,733	1,709,987	10,682,490	4,811,025	480,900	3,446,030
1909	1,156,298	3,651,318	3,983,424	1,292,339	7,721,599	4,275,694	400,600	3,330,583
1910	1,376,023	4,646,014	4,295,007	1,184,174	10,273,428	5,555,870	427,970	3,903,700

* 9 months.

SESSIONAL PAPER No. 10c

PROGRESS OF CANADA—Continued.

COMMERCE—Continued.

FOR CONSUMPTION—Concluded.

Sugar, Molasses, &c.	Tea.	Tobacco.	Vegetables.	Wood and Mfrs. of.		Wool and Mfrs. of.		Fiscal years.
				Dutiable.	Free.	Dutiable.	Free.	
\$	\$	\$	\$	\$	\$	\$	\$	
								1868
								1869
								1870
								1871
								1872
								1873
6,127,628	3,454,838	1,724,020	63,396	977,137	1,435,435	13,323,662	956,557	1874
5,918,665	3,480,707	1,623,380	89,613	952,328	871,968	13,539,480	1,376,165	1875
6,009,793	4,229,769	1,391,758	88,550	802,925	696,360	8,679,759	707,573	1876
6,105,560	3,514,678	1,218,828	71,128	911,669	877,137	8,996,002	896,776	1877
7,126,951	2,597,847	1,044,081	83,867	878,776	914,281	8,617,362	1,106,995	1878
6,509,703	3,011,381	1,136,619	77,798	745,957	594,053	7,063,488	841,315	1879
4,586,471	2,750,460	1,029,791	102,752	568,411	445,729	6,296,699	1,684,761	1880
6,074,150	3,585,973	1,180,635	100,608	971,216	693,552	8,742,024	1,598,877	1881
5,982,659	3,840,477	1,626,436	127,185	1,539,185	1,354,459	10,177,704	1,843,587	1882
6,443,866	3,568,952	1,533,676	181,570	2,275,845	1,506,763	10,112,592	2,054,107	1883
6,632,500	3,182,196	2,125,791	231,329	1,213,570	1,318,658	8,411,492	1,170,844	1884
5,939,881	3,573,330	1,823,665	173,290	977,444	1,174,357	9,057,833	1,342,405	1885
5,307,759	4,229,493	2,017,611	174,423	1,039,860	910,731	9,332,392	1,785,828	1888
5,573,628	3,422,830	1,705,438	201,684	1,143,875	939,158	11,835,243	1,877,466	1887
6,061,185	3,054,706	1,717,039	190,075	1,272,299	939,911	9,842,503	1,331,540	1888
6,902,837	3,006,655	1,546,423	204,466	1,461,430	998,040	10,414,963	1,617,120	1889
6,452,634	3,073,643	1,642,986	269,524	1,574,646	1,217,441	11,017,261	1,750,226	1890
6,366,230	2,981,415	1,974,815	229,794	1,296,400	1,802,455	9,962,846	1,446,655	1891
10,050,563	3,650,940	1,987,534	239,099	1,217,098	1,130,750	10,341,309	1,728,612	1892
7,619,329	2,975,452	2,008,300	220,631	1,168,042	1,146,223	10,946,586	1,686,703	1893
9,440,584	3,039,937	2,031,303	233,440	993,740	1,666,315	9,493,629	1,125,750	1894
8,535,756	3,115,025	1,619,429	210,795	838,276	1,665,229	7,952,932	1,183,325	1895
6,052,512	3,252,133	1,606,074	219,633	932,577	1,969,043	8,670,691	1,265,876	1896
8,560,824	3,310,358	2,335,520	221,081	949,721	2,050,183	7,125,748	930,545	1897
5,605,819	2,721,189	685,015	289,297	952,630	2,543,578	7,985,866	2,019,091	1898
6,795,816	3,511,728	2,170,576	335,186	1,140,836	2,929,608	9,803,203	1,506,027	1899
8,605,050	3,604,027	1,904,799	402,430	1,372,404	3,624,039	9,801,565	1,754,712	1900
9,316,532	3,176,795	2,153,776	441,139	1,427,457	3,509,615	9,944,105	1,413,344	1901
8,862,531	2,940,397	2,413,404	417,407	1,617,155	4,274,209	10,946,856	1,660,499	1902
7,957,904	3,464,739	2,867,564	704,423	1,922,409	5,064,061	13,561,915	1,517,360	1903
8,868,252	4,696,442	3,006,657	694,407	2,425,839	6,967,014	15,159,333	1,635,210	1904
9,916,854	3,670,940	2,979,404	966,131	2,521,681	6,015,007	13,572,911	1,956,504	1905
11,736,112	3,665,781	3,423,422	786,494	2,621,735	6,105,389	17,451,833	1,899,096	1906
7,297,724	3,185,993	3,537,013	515,951	2,159,802	5,822,969	14,850,494	1,263,194	1907*
11,943,629	4,343,601	4,233,648	1,094,460	3,188,161	10,031,548	20,962,753	1,931,795	1908
13,939,897	5,080,278	4,169,310	1,016,248	2,504,135	6,282,035	15,833,267	1,529,083	1909
14,946,412	5,347,854	4,030,670	1,303,317	3,358,039	8,104,483	22,427,177	2,198,219	1910

1 GEORGE V., A. 1911
STATISTICAL RECORD OF THE

Fiscal years.		TRADE AND							
		EXPORTS OF CANA							
		THE MINE.							
		Asbestos.		Coal.		Copper.		Lead.	
Quantity.		Quantity.		Quantity.		Quantity.			
Value.		Value.		Value.		Value.			
Tons.		Tons.		Lbs.		Lbs.			
\$		\$		\$		\$			
1868			265,335	640,708	11,150,000	394,220	112,060		
1869			440,308	763,262	19,810,000	516,630	26,000	17	
1870			286,707	588,799	10,872,000	271,221			
1871			318,287	662,451	6,246,000	120,121	8,000	208	
1872			322,283	733,083	8,922,000	103,990	12,000	340	
1873			404,757	951,886	5,176,000	166,525			
1874			418,357	1,343,739	6,296,000	135,077	120,000	2,070	
1875			288,176	937,923	4,890,000	143,011	8,000	60	
1876			277,832	977,188	4,460,000	352,035	358,000	7,516	
1877			249,536	855,968	2,626,000	264,442	14,000	50	
1878			340,127	1,210,689	1,308,000	119,629	18,000	720	
1879			315,793	937,268	196,000	19,762			
1880			344,694	1,013,899	11,766,000	150,799	4,000	230	
1881			420,055	1,123,091	39,604,000	150,412			
1882			421,311	1,078,704	89,488,000	139,245			
1883			430,081	1,087,411	8,804,000	150,479	4,000	32	
1884			451,631	1,201,172	3,354,000	214,044		5	
1885			479,706	1,468,166	2,514,000	246,230	8,000	36	
1886			493,508	1,416,160	10,448,000	291,397			
1887			527,094	1,522,272	10,534,000	181,545			
1888	3,428	228,355	563,341	1,730,466	4,036,000	146,485	20,000	724	
1889	4,649	323,886	645,515	2,232,154	2,687,620	202,784		18	
1890	6,563	444,159	715,364	2,447,936	5,088,331	244,337	8,000	2,000	
1891	7,022	513,909	833,684	2,916,465	10,994,498	505,196			
1892	7,316	514,412	945,125	3,195,467	4,477,203	216,603	62,000	5,200	
1893	5,898	396,718	908,232	3,114,558	7,317,142	395,819	150,000	2,329	
1894	6,229	339,756	995,998	3,321,565	1,193,574	88,352	3,312,619	65,337	
1895	8,593	493,075	1,110,567	3,578,195	3,443,458	222,657	18,058,806	333,763	
1896	9,588	452,679	1,025,060	3,249,069	3,575,482	194,771	20,301,428	408,625	
1897	10,969	510,916	1,102,067	3,330,017	10,130,317	550,462	30,123,504	524,181	
1898	18,424	510,368	1,082,123	3,273,415	13,926,968	864,778	43,957,021	1,008,147	
1899	14,520	453,176	1,140,840	3,562,794	8,470,628	922,979	34,047,494	895,349	
1900	18,164	490,909	1,641,031	4,599,602	13,827,495	1,387,388	20,165,301	688,691	
1901	26,715	864,573	1,888,538	5,307,060	26,345,776	2,659,261	65,602,338	2,517,084	
1902	33,972	1,131,202	1,817,534	4,867,088	30,390,616	2,990,362	30,613,904	889,318	
1903	30,661	955,405	1,979,951	5,452,434	29,631,888	2,907,705	16,277,956	384,077	
1904	34,636	934,836	1,646,505	4,546,660	44,695,291	4,504,040	16,195,618	347,740	
1905	41,127	1,311,524	1,615,322	3,930,802	38,557,970	4,857,525	51,989,401	1,187,132	
1906	57,075	1,578,137	1,820,511	4,643,198	44,282,348	7,148,633	19,531,240	678,041	
*1907	41,008	1,206,776	1,285,346	3,346,402	26,120,034	5,127,953	18,519,817	639,479	
1908	59,033	1,730,575	1,877,258	4,810,284	56,944,190	7,879,761	27,895,514	1,088,125	
1909	59,707	1,757,648	1,613,892	4,505,221	54,326,721	6,403,528	12,032,364	380,381	
1910	64,038	1,886,613	1,826,339	5,013,221	57,536,116	6,023,925	18,445,315	529,422	

* 9 months.

SESSIONAL PAPER No. 10c

PROGRESS OF CANADA—Continued.

COMMERCE—Continued.

DIAN PRODUCE.

		THE FISHERIES.						Fiscal years.
Gold.	Silver.	Codfish, Dry Salted.		Lobsters, Canned.		Salmon, Canned.		
		Quantity.	Value.	Quantity.	Value.	Quantity.	Value.	
		Cwt.	\$	Lbs.	\$	Lbs.	\$	
15,814		603,510	1,955,070			269,492	45,765	1868
174,806		1,661,437	1,793,639			442,476	78,424	1869
131,145		500,667	2,055,692				74,481	1870
163,037	595,261	509,399	2,370,569			599,753	109,759	1871
1,234,440	1,379,380	694,181	2,595,057				82,042	1872
1,035,254	1,088,642	677,077	2,664,395	1,973,376	323,020		62,847	1873
1,073,922	407,835	781,530	2,657,287	4,330,180	523,533	1,343,966	204,440	1874
1,605,790	443,443	658,735	2,697,537	4,533,107	592,671	1,545,775	250,765	1875
1,472,471	581,378	629,347	2,976,689	4,574,967	571,902	763,220	96,475	1876
1,189,075	122,695	734,971	3,250,557	6,108,726	669,503	585,527	81,691	1877
1,031,509	103,681	774,665	3,189,336	8,105,871	926,589	3,327,400	407,711	1878
944,005	637,000	806,889	3,195,331	10,471,638	1,103,960	4,965,008	614,817	1879
1,086,994	149,146	939,096	3,561,141	8,791,779	917,987	2,892,141	302,725	1880
767,318	34,494	943,304	3,164,665	13,295,502	1,347,901	2,844,133	297,992	1881
930,151	15,110	872,423	3,387,811	14,809,152	1,431,741	7,488,020	897,172	1882
911,383	14,200	725,334	3,653,083	15,106,980	1,478,895	10,977,223	1,156,223	1883
952,131	12,920	850,582	3,739,600	10,818,187	1,145,644	7,548,417	802,017	1884
999,007	7,539	847,703	3,053,321	14,584,890	1,653,178	5,040,940	510,893	1885
1,210,864	25,137	761,222	2,384,500	14,094,572	1,662,992	4,087,223	413,817	1886
1,017,401	24,937	819,716	2,524,531	12,772,577	1,379,243	5,335,019	602,465	1887
810,352	299,420	782,210	3,101,388	11,344,442	1,220,523	3,303,190	918,823	1888
623,479	168,265	708,366	3,075,483	9,262,809	1,095,763	6,738,473	752,821	1889
657,022	201,615	722,540	3,014,275	8,001,355	997,654	17,924,054	2,069,736	1890
554,126	238,367	731,778	3,119,530	12,000,736	1,750,750	15,935,710	1,745,140	1891
316,177	193,441	689,482	3,146,799	10,219,868	1,655,062	12,368,159	1,254,579	1892
247,868	65,406	711,837	3,009,816	12,618,662	1,780,259	8,219,518	870,378	1893
318,258	423,707	710,167	3,146,676	13,501,490	2,073,335	24,042,111	2,386,696	1894
612,729	651,737	795,944	3,327,411	12,287,162	1,828,981	20,524,350	2,009,413	1895
1,099,053	1,595,548	763,825	3,076,192	14,490,459	2,146,309	22,481,633	2,536,755	1896
2,804,101	2,613,173	713,450	2,698,605	11,314,069	2,075,155	27,961,895	2,856,127	1897
3,587,953	3,519,786	712,566	2,580,312	11,918,800	2,290,872	41,646,995	3,430,645	1898
3,272,702	2,630,281	686,012	2,702,554	11,037,153	2,320,060	25,942,171	2,407,481	1899
14,148,543	1,354,053	737,177	2,994,683	10,471,338	2,372,859	37,012,280	2,833,330	1900
24,445,156	2,420,750	732,944	2,761,481	11,178,647	2,283,930	35,343,424	2,889,480	1901
19,668,015	2,055,428	759,168	3,161,674	10,154,587	2,149,395	49,302,654	5,012,738	1902
16,437,528	1,802,690	810,175	3,336,900	11,539,142	2,591,585	23,322,492	2,589,660	1903
18,715,539	1,865,528	628,040	2,755,927	10,683,919	2,519,816	15,725,397	1,772,126	1904
15,208,380	2,093,778	565,683	2,922,302	11,723,246	2,754,598	12,948,618	1,679,014	1905
12,991,916	4,310,528	607,681	3,496,596	11,144,402	3,010,203	45,978,123	4,943,413	1906
7,226,954	5,507,259	554,087	3,049,203	5,168,155	1,368,927	15,352,410	1,992,011	1907*
8,817,041	10,755,599	637,130	3,678,916	9,474,832	2,651,513	22,525,089	2,897,719	1908
7,293,420	13,284,094	682,953	3,295,341	9,298,457	2,755,034	18,121,401	2,468,479	1 09
6,016,126	15,009,937	775,140	3,565,757	9,687,529	2,619,156	34,656,097	4,368,005	1910

1 GEORGE V., A. 1911

STATISTICAL RECORD OF THE

TRADE AND

EXPORTS OF CANA

THE

Fiscal years.	Logs.		Lumber.					
			Deals, Pine.		Deals, Spruce and Other.		Planks and Boards.	
	Quantity.	Value.	Quantity.	Value	Quantity.	Value.	Quantity.	Value.
	M. Ft.	\$	St. Hd.	\$	St. Hd.	\$	M. Ft.	\$
1868		170,489	146,396	3,989,761			671,025	6,640,689
1869		96,347	187,117	5,293,583			677,859	6,690,956
1870		112,115	160,057	4,921,417			846,882	8,256,599
1871	17,128	84,465	141,411	4,862,892			829,550	8,355,874
1872	13,199	64,347	174,483	5,113,978			898,209	8,724,395
1873	13,177	86,701	152,889	6,141,960			901,734	11,357,099
1874	9,549	50,272	331,716	7,894,889			911,794	9,221,141
1875	5,530	24,314	210,055	8,374,038			579,686	6,224,781
1876	9,360	33,942	223,963	7,728,134			421,664	4,647,470
1877	15,634	68,477	254,107	8,137,270			425,220	4,513,407
1878	21,381	84,779	252,658	7,638,042			437,900	4,375,152
1879	25,031	94,777	199,283	5,017,852			446,026	4,119,196
1880	34,045	134,037	213,613	5,775,634			681,202	5,880,281
1881	37,832	196,074	260,305	8,676,768			652,621	7,101,532
1882	46,835	283,135	263,594	7,945,501			699,777	8,267,862
1883	44,184	262,552	266,068	8,656,541			632,148	8,022,095
1884	45,969	229,870	286,214	8,593,623			670,701	8,439,994
1885	47,829	225,858	83,941	3,293,732	127,663	3,091,545	665,900	8,053,878
1886	66,293	313,965	84,105	3,651,449	160,872	4,001,379	585,203	6,637,878
1887	66,734	346,638	82,916	3,446,629	167,056	4,043,475	580,827	7,007,437
1888	72,204	390,859	60,042	2,344,771	161,970	3,947,644	641,392	7,787,516
1889	93,853	577,095	57,144	2,270,133	165,361	4,295,708	721,900	8,342,470
1890	103,529	682,529	94,062	3,775,021	199,365	5,374,131	697,218	7,931,955
1891	105,464	730,216	81,780	2,891,798	186,442	4,817,322	775,793	8,626,912
1892	149,882	1,115,923	64,945	2,429,870	159,732	4,039,301	713,291	8,050,353
1893	198,613	1,517,157	70,104	3,114,822	181,608	4,647,453	854,446	9,649,683
1894	340,546	2,861,252	65,654	2,751,069	219,724	5,567,631	668,591	7,947,001
1895	233,732	2,233,415	60,518	2,311,915	208,068	5,271,898	667,723	7,407,584
1896	205,227	1,731,321	84,194	3,037,791	223,432	5,579,746	818,529	8,513,419
1897	261,863	2,121,428	67,751	3,266,087	262,946	7,094,485	1,074,181	10,817,912
1898	210,641	1,800,317	78,223	3,814,947	292,743	7,918,366	514,609	5,611,537
1899	189,209	1,569,411	91,571	4,129,638	295,355	7,848,437	649,048	6,876,223
1900	88,407	760,410	71,754	3,276,516	307,637	8,287,960	842,454	9,611,278
1901	137,781	1,055,551	70,572	2,837,828	338,593	8,174,304	735,695	9,380,505
1902	75,757	565,840	66,191	3,164,552	242,636	7,451,148	934,082	12,568,991
1903	51,803	434,128	87,318	3,652,467	251,806	8,315,454	954,241	14,005,788
1904	55,289	419,633	56,210	2,975,614	222,842	7,920,444	824,434	12,707,912
1905	69,372	479,776	40,463	2,076,922	207,605	6,898,769	922,811	13,849,275
1906	72,866	557,262	39,011	2,353,927	188,775	6,554,612	1,123,510	17,958,025
1907*	46,479	460,555	25,275	1,624,518	176,406	6,875,912	881,087	15,330,633
1908	71,323	699,138	25,220	1,666,672	177,087	6,670,673	1,090,559	21,087,569
1909	111,043	928,351	26,725	1,694,277	138,869	5,321,790	1,003,185	19,167,778
1910	113,032	999,681	25,385	1,653,437	158,789	6,461,280	1,255,275	23,252,705

* 9 months.

SESSIONAL PAPER No. 10c

PROGRESS OF CANADA—Continued.

COMMERCE—Continued.

DIAN PRODUCE—Continued.

FOREST.

Shingles.		Wood Blocks for Pulp.		Timber— Square.				Fiscal years.	
Quantity.	Value.	Quantity.	Value.	Total.		White Pine.			
				Quantity.	Value.	Quantity.	Value.		
M.	\$	Cords.	\$	Tons.	\$	Tons.	\$		
127,371	257,133			650,928	4,160,547	455,837	2,467,629	1868	
118,547	235,083			631,311	4,481,509	431,814	2,655,257	1869	
112,128	218,242				4,525,595	374,561	2,805,081	1870	
118,815	238,411				568,806	5,628,630	356,364	3,349,161	1871
109,589	241,430				628,765	6,309,912	433,826	4,153,974	1872
118,924	303,064				567,375	6,216,128	330,554	3,973,518	1873
135,195	316,055				448,631	5,488,353	256,371	2,740,558	1874
112,524	274,540				568,284	6,593,507	349,173	3,544,255	1875
60,959	136,067				467,012	5,024,755	289,441	2,943,260	1876
49,434	99,843				651,192	7,066,158	412,094	4,235,480	1877
68,833	144,485				464,167	4,714,515	296,516	2,798,472	1878
79,073	149,346				210,511	1,922,737	127,478	1,086,078	1879
67,361	121,445				269,268	2,426,405	148,801	1,214,159	1880
93,313	188,444				523,633	5,905,586	334,153	3,524,317	1881
99,346	238,585				314,186	3,795,914	194,979	2,188,845	1882
100,411	283,530				351,113	4,717,356	213,999	2,852,908	1883
94,951	207,984				397,001	4,999,537	251,297	3,168,236	1884
79,176	183,732				281,064	3,414,286	173,223	2,019,310	1885
69,154	142,347				288,958	3,272,620	167,639	1,750,529	1886
71,933	151,128				170,988	2,192,385	104,560	1,331,033	1887
151,838	311,193				190,464	2,384,037	123,296	1,486,532	1888
193,467	404,680				227,861	3,128,431	149,671	2,014,506	1889
178,801	340,872		80,005		287,041	4,353,870	175,260	2,698,926	1890
208,918	438,929		188,998		221,709	3,084,290	139,285	1,959,197	1891
290,848	599,865		219,458		198,785	2,590,956	118,628	1,573,818	1892
371,377	755,813		386,092		178,363	2,451,374	97,656	1,368,971	1893
388,586	754,743		393,260		179,893	2,590,542	109,312	1,568,835	1894
360,935	687,391		468,009		125,957	1,824,259	70,263	1,037,696	1895
465,731	899,541		627,865		177,731	2,727,417	91,280	1,518,042	1896
683,554	1,291,366		711,152		165,433	2,289,068	88,467	1,283,693	1897
565,759	994,306		912,041		151,555	2,579,986	86,661	1,536,067	1898
564,009	976,153		842,086		175,286	2,475,675	97,693	1,356,654	1899
609,209	1,131,506		902,772		142,680	2,013,746	73,108	1,184,962	1900
623,089	1,145,450		1,397,019		125,119	1,929,945	49,394	891,359	1901
731,160	1,525,386		1,315,038		96,318	1,767,579	47,686	923,795	1902
798,277	1,610,143		1,558,560		125,581	2,551,664	58,632	1,310,557	1903
834,039	1,711,238	479,238	1,788,049		88,437	1,322,274	55,013	1,530,056	1904
799,222	1,620,567	593,624	2,600,814		69,616	1,513,873	38,680	995,870	1905
941,477	1,908,486	614,286	2,649,106		86,261	1,723,574	42,164	967,293	1906
636,372	1,340,854	452,846	1,998,805		64,205	1,474,975	32,967	841,799	1907
1,090,600	2,547,985	901,861	4,655,371		59,823	1,320,005	33,018	998,298	1908
1,093,812	2,581,755	794,986	4,356,391		63,255	1,179,088	21,872	689,529	1909
938,612	2,331,443	965,271	6,076,628		39,567	934,723	18,020	562,258	1910

1 GEORGE V., A. 1911

STATISTICAL RECORD OF THE

Fiscal years.	TRADE AND							
	EXPORTS OF CANA							
	ANIMALS AND							
	Animals Living.						Furs Dressed and Undressed.	Hides and Skins other than Fur.
	Cattle.		Horses.		Sheep.			
Quantity.	Value.	Quantity.	Value.	Quantity.	Value.			
No.	\$	No.	\$	No.	\$	\$	\$	
1868	44,442	1,099,940	7,175	590,054	102,433	233,615	422,835	133,214
1869	65,251	1,427,761	10,355	859,174	195,682	454,568	367,557	290,298
1870	107,731	3,006,878	16,461	1,458,111	147,375	388,757	310,077	273,432
1871	79,613	2,278,554	15,293	1,437,464	313,619	829,362	315,622	212,161
1872	22,438	631,228	11,997	1,215,389	353,178	1,015,277	591,465	414,420
1873	25,637	655,594	8,782	922,233	315,332	957,721	935,973	525,094
1874	39,623	951,269	5,399	570,544	252,081	702,564	1,633,501	394,069
1875	38,968	823,522	4,382	460,672	242,438	637,561	1,324,006	365,793
1876	25,357	601,148	4,299	442,338	141,187	507,538	1,779,038	535,641
1877	22,656	715,750	8,306	779,222	209,599	583,020	1,322,757	515,332
1878	29,925	1,152,334	14,179	1,273,728	242,989	699,337	1,326,601	404,562
1879	46,569	2,096,696	16,629	1,376,794	308,093	988,045	1,191,356	416,516
1880	54,944	2,764,437	21,393	1,880,379	398,746	1,422,830	1,035,625	760,594
1881	62,277	3,464,871	21,993	2,094,037	354,155	1,372,127	1,983,096	445,699
1882	62,106	3,256,330	20,920	2,326,637	311,669	1,228,957	1,273,340	386,229
1883	66,396	3,898,028	13,019	1,633,291	308,474	1,388,056	1,087,523	479,140
1884	89,203	5,681,082	11,595	1,617,829	304,403	1,544,605	1,119,756	464,638
1885	143,003	7,377,777	11,978	1,554,629	335,043	1,261,071	1,626,826	621,626
1886	91,866	5,825,188	16,525	2,147,584	359,407	1,182,241	1,656,204	497,988
1887	116,274	6,486,718	18,779	2,268,833	443,495	1,592,167	1,715,302	617,695
1888	100,747	5,012,713	20,397	2,458,231	395,074	1,276,046	2,063,201	573,159
1889	102,919	5,708,126	17,767	2,170,722	360,131	1,263,125	1,836,277	478,506
1890	81,454	6,949,417	16,550	1,936,073	315,931	1,274,347	1,572,396	509,998
1891	117,761	8,772,499	11,658	1,417,244	299,347	1,146,465	1,429,229	508,925
1892	107,179	7,748,949	11,063	1,354,027	329,427	1,385,146	1,555,142	499,615
1893	107,224	7,745,083	13,219	1,461,157	360,509	1,247,855	1,483,083	460,460
1894	86,057	6,499,597	8,734	945,660	233,361	832,666	1,756,763	318,692
1895	93,802	7,120,823	14,744	1,312,676	291,751	1,624,587	1,575,554	962,388
1896	104,451	7,082,542	21,852	2,113,095	391,490	2,151,283	1,799,658	1,161,750
1897	161,369	7,159,388	17,993	1,710,922	313,410	1,002,011	1,694,306	1,562,613
18'8	213,010	8,723,292	14,319	1,497,444	351,789	1,272,077	1,529,897	1,120,622
1899	211,847	8,522,835	12,384	898,063	405,322	1,540,857	1,555,287	1,268,485
1900	205,524	9,080,776	10,053	1,166,981	459,944	1,894,012	1,806,966	1,406,339
1901	169,279	9,064,562	7,609	910,273	394,681	1,625,702	1,645,831	2,227,215
1902	184,473	10,663,819	12,687	1,457,173	348,443	1,483,526	1,796,878	1,703,184
1903	176,780	11,342,632	3,878	595,921	401,443	1,655,681	2,398,498	1,971,880
1904	157,417	10,424,671	2,395	401,607	364,053	1,545,117	2,147,958	2,083,975
1905	167,102	11,360,969	2,659	450,900	284,313	1,400,710	2,380,583	2,865,192
1906	176,030	11,656,829	2,794	524,620	244,262	1,172,340	2,464,337	3,528,766
1907*	162,141	10,932,539	2,115	440,178	254,665	1,302,824	2,636,979	2,678,179
1908	150,993	9,301,184	2,270	516,134	227,001	1,196,624	2,507,392	3,643,429
1909	162,945	10,771,366	2,028	367,256	118,896	569,364	2,503,411	4,064,754
1910	157,386	10,792,156	2,762	553,867	111,107	607,740	3,716,320	5,521,953

*9 months.

SESSIONAL PAPER No. 10c

PROGRESS OF CANADA—Continued.

COMMERCE—Continued.

DIAN PRODUCE—Continued.

THEIR PRODUCE.

Provisions.								Fiscal years
Bacon and Hams.		Butter.		Cheese		Wool.		
Quantity.	Value.	Quantity.	Value.	Quantity.	Value.	Quantity.	Value.	
Lbs.	\$	Lbs.	\$	Lbs.	\$	Lbs.	\$	
9,446,900	783,481	17,865,310	2,427,662	1,605,635	444,195	1868
7,856,400	869,746	10,853,268	2,342,270	4,503,370	549,572	2,819,962	816,685	1869
17,524,300	1,553,323	12,260,887	2,353,570	5,827,782	674,486	2,442,692	770,299	1870
10,344,400	1,018,918	15,439,266	3,065,234	8,271,439	1,109,906	2,892,329	839,145	1871
12,543,900	999,156	19,068,448	3,612,679	16,424,025	1,840,284	1,371,738	1872
35,698,300	2,323,299	15,208,633	2,808,979	19,483,211	2,280,412	3,126,572	1,450,927	1873
18,069,400	1,587,463	12,233,046	2,620,305	24,050,982	3,523,201	2,764,796	933,846	1874
8,896,900	826,691	9,268,044	2,337,324	32,342,030	3,886,226	2,647,498	919,680	1875
8,059,300	839,105	12,250,066	2,540,894	35,024,090	3,751,268	2,907,229	933,601	1876
14,090,600	1,252,255	14,691,789	3,073,409	33,930,524	3,748,575	2,476,484	698,974	1877
5,688,224	477,932	13,066,626	2,382,237	33,054,294	3,997,521	2,445,893	707,319	1878
4,647,154	288,615	14,307,977	2,101,897	46,414,035	3,790,300	3,013,587	691,894	1879
9,572,342	533,998	18,535,362	3,058,069	40,368,678	3,893,366	3,619,181	920,923	1880
10,354,687	758,334	17,649,491	3,573,034	49,255,523	5,510,443	1,404,123	403,683	1881
9,829,224	1,071,853	15,161,839	2,936,156	50,807,049	5,500,868	1,033,305	246,657	1882
4,254,300	499,258	8,106,447	1,705,817	58,041,387	6,451,870	1,375,572	280,530	1883
8,117,970	793,802	8,075,537	1,612,481	69,755,423	7,251,989	1,501,031	310,060	1884
8,152,087	717,255	7,330,788	1,430,905	79,655,367	8,265,240	989,925	196,178	1885
8,566,490	653,852	4,668,741	832,355	78,112,927	6,754,626	1,521,184	316,937	1886
11,425,942	906,390	5,485,509	979,126	73,604,448	7,108,978	1,416,238	317,250	1887
7,019,823	660,015	4,415,381	798,673	84,173,267	8,928,242	954,975	223,266	1888
4,066,682	381,293	1,780,765	331,958	88,534,837	8,915,684	1,015,001	217,600	1889
7,192,082	631,079	1,951,585	340,131	94,260,187	9,372,212	1,047,754	235,669	1890
7,554,237	528,469	3,768,101	602,175	106,202,140	9,508,800	1,108,286	245,503	1891
12,142,378	1,152,006	5,736,696	1,056,058	118,270,052	11,652,412	916,390	200,860	1892
18,504,347	1,970,518	7,036,013	1,296,814	113,946,365	13,407,470	1,168,834	228,311	1893
28,509,007	2,938,374	5,534,621	1,095,588	154,977,480	15,488,191	79,878	16,156	1894
40,134,026	3,806,709	3,650,258	697,476	146,004,650	14,253,002	5,463,161	1,049,459	1895
53,736,085	4,381,968	5,889,241	1,052,089	164,689,123	13,956,571	3,916,374	823,920	1896
69,128,452	5,843,619	11,453,351	2,089,173	164,220,699	14,676,239	7,740,177	1,427,959	1897
85,308,829	8,040,778	11,253,787	2,046,636	196,703,323	17,572,763	1,014,420	177,154	1898
116,652,927	10,416,478	20,139,195	3,700,873	189,827,839	16,776,765	90,038	14,420	1899
135,031,874	12,758,025	25,259,737	5,122,156	185,984,430	19,856,324	2,181,047	418,119	1900
105,549,505	11,778,446	16,335,528	3,295,663	195,926,397	20,696,951	1,043,673	186,540	1901
107,980,049	12,403,793	27,855,513	5,660,541	200,946,101	19,686,291	1,972,772	302,049	1902
141,956,904	15,906,334	34,128,944	6,954,618	229,099,925	24,712,943	2,527,150	332,879	1903
127,944,503	13,022,211	24,568,001	4,724,155	233,980,716	24,184,566	1,775,429	306,289	1904
119,700,813	12,515,959	31,764,303	5,930,379	215,733,259	20,300,500	1,971,501	418,575	1905
102,907,888	12,086,868	34,031,525	7,075,539	215,834,543	24,433,169	1,424,795	352,636	1906
77,210,080	9,222,122	18,078,508	4,011,609	178,141,567	22,006,584	1,229,309	330,685	1907*
95,175,167	11,161,628	4,786,954	1,068,703	189,710,463	22,887,327	1,848,318	456,215	1908
75,461,577	8,835,444	6,326,355	1,521,436	164,907,139	20,384,666	1,080,824	202,176	1909
48,837,689	6,848,245	4,615,380	1,010,274	180,859,886	21,607,692	2,320,746	538,077	1910

1 GEORGE V., A. 1911

STATISTICAL RECORD OF THE

		TRADE AND							
		EXPORTS OF CANA							
		AGRICULTURAL							
		Fruits.				Grain.			
Fiscal years.	Apples, Green.		Total.		Oats.		Wheat.		
	Quantity.	Value.	Quantity.	Value.	Quantity.	Value.	Quantity.	Value.	
	Brls.	\$	Bush.	\$	Bush.	\$	Bush.	\$	
1868			10,256,229	9,502,165	1,738,441	754,526	2,284,702	3,648,081	
1869			10,293,092	9,592,834		762,620	3,809,208	3,183,383	
1870			13,936,687	10,457,628	2,187,547	720,455	3,557,101	3,705,173	
1871			8,343,827	6,702,022		42,386	1,748,977	1,981,917	
1872			10,691,622	8,924,595		85,976	2,993,119	3,900,582	
1873			11,241,143	10,595,699		629,467	4,379,741	6,023,876	
1874			13,370,659	15,026,644		998,100	6,581,217	8,886,077	
1875			15,771,545	14,576,368	2,989,839	1,446,795	4,383,022	4,959,736	
1876			21,336,214	17,331,489	2,644,233	1,139,261	6,070,393	6,749,298	
1877			13,675,658	10,240,211	2,970,284	1,247,180	2,393,155	2,742,383	
1878			16,914,575	12,970,013	2,310,062	959,985	4,393,535	5,376,195	
1879			17,790,274	14,344,901	2,373,290	804,325	6,610,724	6,274,640	
1880			21,916,565	15,895,429	4,717,040	1,707,326	5,090,505	5,942,042	
1881			19,479,764	14,427,478	2,926,532	1,191,873	2,523,673	2,593,820	
1882			24,667,031	21,789,981	4,146,954	1,728,774	3,845,035	5,180,335	
1883			19,344,515	15,782,392	1,024,053	460,821	5,867,458	5,881,488	
1884			13,104,993	9,154,865	1,346,720	501,712	745,526	812,923	
1885	238,936	602,260	17,020,744	10,851,662	2,359,002	893,513	2,340,956	1,966,287	
1886	222,743	477,004	19,759,656	12,707,440	4,149,988	1,453,996	3,419,168	3,025,864	
1887	402,141	852,890	21,506,256	13,469,500	2,048,240	653,837	5,631,726	4,745,138	
1888	392,312	813,095	14,350,436	10,235,816	566,721	185,010	2,163,754	1,886,470	
1889	771,970	1,528,449	13,134,048	8,962,599	337,185	130,632	490,995	471,121	
1890	378,475	993,163	14,553,038	7,625,500	757,792	256,156	422,274	388,861	
1891	450,836	1,389,714	10,760,018	7,434,935	260,569	129,917	2,108,216	1,583,084	
1892	690,951	1,444,883	26,214,865	16,232,737	6,414,329	2,241,256	8,714,154	6,947,851	
1893	1,187,665	2,731,223	22,973,571	13,834,277	7,273,906	2,553,910	9,271,885	7,060,033	
1894	278,238	808,473	16,865,066	10,444,028	2,818,702	1,076,751	9,272,208	6,133,452	
1895	853,268	1,821,463	14,521,437	8,766,259	926,975	320,458	8,825,689	5,359,109	
1896	567,182	1,416,470	14,154,797	8,096,808	968,137	273,861	9,919,542	5,771,521	
1897	1,664,470	2,502,968	21,257,147	10,612,685	6,546,881	1,655,130	7,855,274	5,544,197	
1898	430,418	1,306,681	34,659,062	23,444,367	9,876,463	3,041,578	18,963,107	17,313,916	
1899	1,075,068	2,621,352	24,883,662	13,785,370	10,312,992	3,268,388	10,305,470	7,784,487	
1900	956,458	2,578,233	30,055,330	18,057,233	6,929,214	2,143,179	16,844,650	11,995,488	
1901	678,651	1,482,927	25,578,118	14,233,639	8,155,063	2,490,521	9,739,758	6,871,939	
1902	516,215	1,566,808	34,710,182	23,553,736	5,030,123	2,052,559	26,117,530	18,688,092	
1903	1,000,528	2,758,724	43,582,277	29,224,421	7,593,177	2,583,151	32,985,745	24,566,703	
1904	1,598,614	4,590,793	24,456,471	17,158,997	4,695,241	1,603,104	16,779,028	13,465,351	
1905	1,037,148	2,627,467	19,748,265	15,125,417	2,367,499	862,040	14,700,315	12,386,743	
1906	1,217,564	4,083,482	45,277,966	36,410,397	2,700,303	1,083,347	40,399,402	33,658,391	
* 1907	977,961	2,634,608	32,230,128	23,791,539	4,539,436	1,855,300	25,480,127	20,397,629	
1908	1,629,130	4,822,594	53,948,622	45,562,994	7,123,291	3,171,599	43,654,668	40,004,723	
1909	1,092,066	2,804,087	59,204,510	53,782,629	5,255,610	2,175,765	49,137,449	48,147,942	
1910	1,064,477	4,417,926	56,866,513	56,750,571	3,401,730	1,566,612	49,741,320	52,609,351	

* 9 months.

SESSIONAL PAPER No. 10c

PROGRESS OF CANADA—Continued.

COMMERCE—Continued.

DIAN PRODUCE--Continued

PRODUCTS.

Grain Products.		Hay.		Seeds.		Vegetables.		Total years.
Wheat Flour.				Clover and Grass.		Potatoes.		
Quantity.	Value.	Quantity.	Value.	Quantity.	Value.	Quantity.	Value.	
Brls.	\$	Tons.	\$	Bush.	\$	Bush.	\$	
375,219	1,948,696	7,859	70,621					1868
382,177	2,302,149	4,952	43,431					1869
306,339	1,609,849	8,819	65,216					1870
453,144	2,671,914	23,487	290,217					1871
474,190	2,903,454	50,827	690,033					1872
540,317	3,194,672	36,385	448,281					1873
302,783	1,545,242	26,725	293,210					1874
415,504	2,178,389	33,520	210,686					1875
268,605	1,485,438	168,381	321,533			231,451	85,326	1876
476,431	2,739,466	29,575	254,763			3,113,820	1,394,784	1877
574,947	2,572,675	17,269	163,628			1,062,229	361,134	1878
544,591	2,930,955	11,704	105,643			2,654,422	1,261,389	1879
439,728	2,173,108	64,444	484,967			1,423,415	459,668	1880
469,739	2,748,988	168,381	1,813,208			2,295,307	830,218	1881
480,046	2,515,955	90,647	915,691			3,800,162	2,268,769	1882
197,389	1,025,995	93,740	902,105			2,424,979	1,048,954	1883
123,777	556,530	108,461	913,057			753,435	231,716	1884
386,099	1,744,969	134,939	1,270,525			660,715	234,812	1885
520,213	2,322,144	93,944	1,001,336			2,222,927	492,702	1886
350,115	1,580,019	76,843	743,396			1,568,671	439,206	1887
131,181	646,068	93,269	903,329			2,694,730	1,050,495	1888
115,099	521,383	91,480	934,082		164,347	975,851	287,763	1889
296,784	1,388,578	115,162	1,068,554		176,212	1,458,797	495,745	1890
380,996	1,784,413	65,083	559,489		318,203	3,668,725	1,693,617	1891
410,185	1,741,028	84,926	800,533		455,515	586,196	295,421	1892
428,610	1,699,467	151,881	1,452,872		221,917	1,112,838	421,958	1893
222,975	839,112	276,806	2,601,188	78,253	530,815	1,097,576	397,992	1894
186,716	718,433	190,072	1,539,691	164,670	823,059	1,379,042	527,379	1895
421,758	1,540,851	214,640	1,976,431	98,018	411,854	596,635	227,606	1896
1,249,438	5,425,760	113,754	999,238	84,968	359,643	770,339	246,107	1897
792,536	3,105,288	37,091	357,844	111,118	405,623	1,450,678	633,927	1898
768,162	2,791,885	62,428	411,631	196,828	722,130	651,235	315,477	1899
1,118,700	4,015,226	175,416	1,414,109	102,878	317,268	680,520	330,231	1900
1,080,648	3,968,850	252,977	2,097,882	134,594	590,563	887,409	364,387	1901
1,287,766	4,690,143	434,585	4,413,411	300,590	1,289,871	1,330,452	688,281	1902
1,587,600	6,129,226	450,053	3,595,665	178,820	914,923	660,967	386,748	1903
1,321,469	5,877,697	219,874	1,897,730	332,337	1,414,964	2,106,520	1,172,137	1904
1,532,014	6,179,825	151,563	1,261,210	178,290	587,426	713,564	392,052	1905
1,092,123	4,093,207	266,714	1,529,941	255,310	1,452,670	1,239,169	655,994	1906
1,962,740	8,454,954	112,778	1,034,918	141,345	305,501	525,283	377,160	1907
1,738,038	7,991,413	63,472	725,808	208,322	944,979	707,037	506,318	1908
3,064,928	14,859,854	55,884	643,779	113,417	577,012	1,590,632	919,189	1909
		191,098	1,895,849	181,642	923,023	1,923,595	1,133,267	1910

1 GEORGE V., A. 1911

STATISTICAL RECORD OF THE

Fiscal years.	TRADE AND							
	EXPORTS OF CANA							
	MANUFA							
	Agricultural Implements.	Carriages, Bicycles, &c.	Cordage, Rope and Twine.	Cotton Mfrs.	Drugs, Dyes, Chemicals, &c.	Household Effects.	Iron and Steel.	Leather and Mfrs. of.
\$	\$	\$	\$	\$	\$	\$	\$	
1868		21,952		3,000	205,600		466,420	112,094
1869		25,157		16,182	186,750		401,770	214,074
1870		24,841		12,905	154,936		592,326	310,702
1871		25,577		3,704	83,327		766,111	173,961
1872		26,912		5,908	117,823		1,081,430	165,167
1873		25,262		9,376	106,264		1,492,306	314,603
1874		20,050		5,037	95,717		909,171	345,254
1895		14,203		2,245	230,229		727,105	527,348
1876		17,945		6,980	379,253		658,268	1,098,926
1877		14,432	18,189	5,679	172,803		546,266	720,055
1878	86,001	58,409	21,076	2,371	193,831		546,313	821,777
1879	79,911	43,984	23,279	1,418	110,188		446,602	465,351
1880	59,128	40,480	14,084	4,170	171,906		719,163	585,526
1881	31,269	46,442	12,031	1,540	190,147		643,107	528,361
1882	46,142	32,056	11,506	1,372	235,714		664,312	552,338
1883	16,766	21,714	11,355	11,565	305,418		561,624	494,283
1884	17,252	21,756	14,593	10,931	361,156		465,935	518,742
1885	22,640	17,765	44,279	37,191	203,211		296,122	513,380
1886	16,658	22,369	24,763	20,632	167,017		276,098	358,590
1887	48,060	18,540	26,410	10,146	136,077		347,425	581,751
1899	155,219	17,690	45,552	75,173	158,403		423,488	456,316
1889	321,341	27,252	33,413	148,733	159,039		296,719	817,375
1890	367,193	17,457	21,977	108,822	229,799	818,001	294,728	879,401
1891	252,620	26,105	34,995	159,954	260,052	1,032,853	257,471	950,456
1892	402,778	41,443	20,090	322,711	232,617	1,166,059	243,857	1,128,847
1893	462,253	46,500	18,486	371,477	196,026	1,283,264	316,454	1,002,729
1894	465,682	79,547	13,695	549,758	200,293	964,000	295,924	1,704,936
1895	663,718	54,153	45,149	546,168	223,440	991,735	308,711	1,367,064
1896	593,464	97,241	124,947	766,812	265,124	1,237,293	506,946	1,995,075
1897	761,842	371,050	109,673	915,327	197,377	945,855	522,988	1,541,732
1898	1,443,140	447,659	146,487	517,635	205,159	907,989	606,082	1,608,552
1899	1,863,468	307,450	134,522	413,571	247,928	992,813	706,411	1,681,283
1900	1,692,155	236,984	176,716	414,259	316,366	1,095,536	1,425,163	1,871,630
1901	1,742,946	458,097	157,087	504,500	429,334	1,166,533	1,432,961	2,423,075
1902	1,814,730	480,739	250,397	903,595	621,137	1,538,186	2,460,781	2,301,663
1903	2,284,904	251,640	152,226	602,604	689,634	1,326,775	3,263,940	2,365,638
1904	2,556,834	377,542	517,072	569,281	765,525	1,259,291	1,991,821	2,406,033
1905	2,313,620	246,796	344,024	1,103,789	898,891	1,329,030	1,123,354	2,344,600
1906	2,497,601	288,175	490,464	1,278,324	1,242,387	1,646,810	1,597,306	2,417,283
*1907	2,489,330	282,819	172,345	393,301	941,808	1,205,585	1,109,746	1,499,833
1908	3,358,785	537,405	1,134,343	378,960	1,284,130	1,907,288	1,670,671	2,163,177
1909	3,607,135	388,985	1,310,748	325,720	1,274,500	1,756,440	2,489,987	2,369,557
1910	4,319,385	649,790	801,944	314,496	1,675,393	2,274,005	2,487,890	1,379,581

* 9 months.

SESSIONAL PAPER No. 10c

PROGRESS OF CANADA—*Concluded.*

COMMERCE— <i>Concluded.</i>								Fiscal years.
DIAN PRODUCE— <i>Concluded.</i>								
TURES.								
Liquors.		Musical Instruments.	Oil Cake.	Ships.		Wood, Manufactured.		
Quantity.	Value.			Quantity.	Value.	Total.	Wood Pulp.	
Galls.	\$	\$	\$	Tons.	\$	\$	\$	
105,359	59,845	5,529	37,051	22,722	837,592	71,493	1868
178,665	107,027	7,612	60,615	27,000	1,080,000	65,037	1869
189,067	137,758	8,902	42,802	18,127	725,080	86,532	1870
260,388	190,855	5,610	23,713	14,688	558,144	124,179	1871
396,466	241,573	7,604	67,787	7,911	332,262	152,463	1872
298,953	174,206	8,478	63,938	15,658	782,900	98,617	1873
271,678	120,037	3,751	59,632	14,485	796,675	70,567	1874
196,564	116,819	7,196	56,532	15,789	789,450	107,563	1875
111,962	69,966	11,163	47,766	64,134	2,189,270	196,186	1876
292,939	183,421	20,851	64,984	46,329	1,576,244	297,454	1877
250,923	169,334	22,075	69,762	35,039	1,218,145	309,193	1878
159,523	99,206	24,175	44,572	19,318	529,824	300,518	1879
70,029	34,444	37,320	21,819	16,208	464,327	409,738	1880
64,873	27,353	31,225	39,474	16,808	348,018	414,324	1881
54,869	27,976	91,034	38,283	16,161	402,311	500,894	1882
35,522	22,865	43,769	20,855	23,896	506,538	540,875	1883
28,841	15,485	98,089	6,947	17,368	416,756	621,695	1884
16,141	13,172	144,505	23,127	13,177	246,277	655,999	1885
15,227	14,127	162,754	50,347	14,343	266,363	637,591	1886
9,101	10,886	207,339	86,973	9,263	143,772	573,212	1887
10,049	17,210	271,424	75,374	14,479	289,969	652,700	1888
14,990	20,687	316,568	63,102	16,173	266,817	696,858	1889
32,971	36,325	329,855	42,362	22,844	442,781	870,466	168,180	1890
58,283	65,021	401,553	118,167	15,143	280,474	1,024,448	280,619	1891
97,772	119,319	396,193	187,086	36,399	506,747	1,086,423	355,303	1892
109,932	166,050	309,300	336,714	31,317	363,916	1,280,990	455,893	1893
118,194	196,441	265,508	205,561	21,960	243,429	1,348,199	547,217	1894
144,577	341,597	297,882	94,224	16,567	172,563	1,289,622	590,874	1895
166,085	386,016	342,232	121,424	12,203	99,392	1,555,108	675,777	1896
171,789	457,534	399,725	195,039	9,158	105,164	1,652,317	741,959	1897
108,211	271,020	359,085	198,875	17,210	191,069	2,372,039	1,210,421	1898
131,044	344,989	459,661	143,861	7,419	92,181	2,819,708	1,274,276	1899
154,580	406,156	507,983	224,162	13,164	198,468	3,127,242	1,816,016	1900
166,249	411,645	545,615	183,159	4,390	65,768	2,962,688	1,957,207	1901
174,583	398,236	465,818	205,793	4,285	76,583	3,189,843	2,046,398	1902
221,643	540,620	418,570	289,945	3,040	50,307	4,473,952	3,150,943	1903
317,690	636,619	352,709	286,254	6,480	50,165	3,633,223	2,409,074	1904
428,611	706,665	289,792	101,641	1,884	56,313	4,417,038	3,399,155	1905
595,648	1,055,795	281,799	289,571	3,749	30,370	4,612,917	3,478,150	1906
449,877	997,436	234,374	333,225	2,035	56,160	3,091,937	2,984,945	1907*
556,256	1,404,259	277,558	622,091	1,149	24,800	4,997,795	4,037,852	19 8
639,484	1,127,482	224,370	569,995	3,244	150,700	5,081,221	4,306,929	1909
628,709	1,168,952	216,134	625,381	1,108	58,470	6,094,844	5,204,597	1910

1 GEORGE V., A. 1911

STATEMENT showing the Number and Tonnage of Sea-going Vessels, Vessels (except and Vessels Employed in the Coasting Trade, which Arrived at and De

FISCAL YEARS.	SEA-GOING.				VESSELS, EXCEPT FERRIES, EMPLOYED ON INLAND WATERS.				VESSELS EMPLOYED		
	Arrived.		Departed.		Arrived.		Departed.		Arrived.		
	Vessels.	Tons.	Vessels.	Tons.	Vessels.	Tons.	Vessels.	Tons.	Vessels.	Tons.	
1868	8,038	2,104,009	7,978	2,215,312	20,855	4,399,850	19,259	4,263,654	No returns given played in coast 1876.		
1869	9,654	2,459,083	9,597	2,537,482	16,988	2,774,836	17,061	2,689,643			
1870	9,567	2,608,519	8,948	2,476,354	17,866	3,187,596	18,804	3,143,391			
1871	10,353	2,521,573	9,575	2,594,460	21,197	4,055,198	20,512	3,954,797			
1872	10,358	2,989,793	9,898	2,956,911	17,436	3,582,148	16,233	3,279,308			
1873	11,089	3,032,746	10,508	3,032,789	18,960	2,994,434	17,492	2,669,028			
1874	9,282	3,077,987	8,471	2,973,374	16,546	2,805,789	15,466	2,542,707			
1875	7,881	2,521,134	7,724	2,838,074	14,076	2,176,529	13,131	2,021,718			
1876	8,414	2,972,459	8,349	2,938,305	13,908	2,108,364	12,676	1,892,071		31,302	5,167,528
1877	8,808	3,293,987	8,952	3,348,835	15,267	2,363,244	13,686	2,083,178		32,048	4,472,628
1878	8,836	3,341,465	8,680	3,342,919	15,844	2,814,816	14,667	2,555,690		30,814	5,473,733
1879	8,576	3,049,521	8,425	3,039,029	16,265	2,889,510	14,572	2,668,752		30,850	6,118,702
1880	9,307	3,487,735	9,063	3,298,979	17,441	3,707,885	17,065	3,083,246		36,126	7,162,257
1881	10,444	4,032,946	10,320	4,071,391	16,804	2,934,503	15,985	2,763,592		37,429	7,664,863
1882	10,638	3,933,152	10,500	4,003,410	17,450	2,650,835	17,022	2,792,485		37,996	7,515,476
1883	10,781	4,094,357	10,727	3,968,420	17,012	2,987,557	16,310	2,810,401		38,244	8,056,736
1884	11,160	4,250,665	11,183	4,233,636	16,768	3,084,924	16,045	2,789,801		40,300	8,114,637
1885	10,639	3,800,664	10,553	3,843,951	14,842	3,403,823	15,117	3,063,274	41,879	8,314,898	
1886	10,603	4,026,415	10,768	4,018,156	15,284	3,022,069	15,673	2,902,592	44,850	8,538,502	
1887	13,203	4,236,765	12,947	4,125,671	15,854	2,909,147	15,931	2,819,415	48,733	9,133,456	
1888	15,675	4,623,506	15,132	4,574,297	16,595	3,039,985	16,901	2,979,520	50,929	9,789,806	
1889	14,155	4,611,392	14,389	4,685,209	18,406	3,365,103	18,107	3,392,517	52,927	10,219,856	
1890	15,722	5,215,476	15,402	5,112,809	20,608	4,067,921	20,693	4,049,894	60,550	11,690,636	
1891	15,548	5,273,935	15,773	5,421,261	19,000	4,098,434	19,008	4,009,018	64,178	12,835,774	
1892	15,672	5,475,999	15,289	5,276,975	17,058	4,081,605	17,324	3,857,866	62,606	12,935,782	
1893	13,691	5,371,618	13,856	5,236,993	17,952	4,136,484	17,682	3,794,439	60,524	12,794,532	
1894	14,297	5,775,810	14,043	5,504,726	18,306	4,864,029	19,360	4,208,516	60,421	13,876,293	
1895	14,158	5,575,657	13,718	5,401,172	16,539	4,222,713	15,874	3,901,421	60,308	13,234,015	
1896	15,291	5,895,360	14,511	5,563,464	18,135	5,323,260	17,047	5,088,389	63,215	14,049,916	
1897	13,701	6,091,433	13,393	5,919,547	16,694	4,716,845	16,601	6,646,108	63,989	14,439,736	
1898	11,190	6,365,802	13,597	6,219,683	18,777	5,951,705	17,483	6,208,926	73,211	15,471,070	
1899	13,909	6,733,151	13,212	6,503,903	20,163	5,986,132	19,533	6,196,924	71,377	15,929,325	
1900	14,607	7,262,721	13,939	6,912,400	21,699	6,438,924	21,195	6,300,050	73,500	17,245,694	
1901	13,752	7,514,732	12,953	7,028,330	20,814	5,720,575	20,313	5,766,171	71,804	17,927,959	
1902	15,339	7,603,034	14,967	7,128,454	23,585	7,595,741	23,822	7,698,175	81,243	21,245,649	
1903	14,278	8,050,516	14,051	7,790,659	30,819	9,107,386	30,575	8,706,482	83,251	23,285,070	
1904	14,985	8,143,856	15,059	7,682,849	21,110	8,122,839	20,516	7,252,661	79,331	23,412,880	
1905	13,926	7,993,770	13,871	7,594,687	20,760	7,970,290	21,433	8,719,675	77,290	22,655,604	
1906	15,282	8,895,353	14,534	7,948,070	22,646	9,332,653	22,525	8,536,090	78,584	23,543,604	
1907*	10,674	7,121,468	9,801	6,783,406	20,060	8,603,411	19,870	8,087,506	54,457	16,415,831	
1908	15,087	10,189,275	14,747	9,301,990	22,322	9,712,052	23,486	10,371,708	81,012	26,734,746	
1909	15,140	10,264,187	15,042	9,501,689	21,774	10,626,876	21,763	10,308,851	81,705	27,645,022	
1910	15,008	10,950,600	14,776	9,853,711	22,919	12,084,359	23,362	11,679,319	88,706	29,912,254	

* 9 months.

SESSIONAL PAPER No. 10c

Ferries) trading on the Lakes and Rivers between Canada and the United States parted from Canadian Ports during each Fiscal Year 1868 to 1910 inclusive.

IN COASTING TRADE.		RECAPITULATION—TOTAL VESSELS, ARRIVED AND DEPARTED.						FISCAL YEARS.
Departed.		Arrived.		Departed.		Totals.		
Vessels	Tons.	Vessels.	Tons.	Vessels.	Tons.	Vessels.	Tons.	
		28,893	6,503,859	27,237	6,478,966	56,130	12,982,825	1868
		26,642	5,233,919	26,658	5,227,125	53,300	10,461,044	1869
		27,433	5,796,115	27,752	5,619,745	55,185	11,415,860	1870
		31,550	6,576,771	30,087	6,549,257	61,637	13,126,028	1871
		27,794	6,371,941	26,131	6,236,219	53,925	12,608,160	1872
		30,049	6,027,180	28,000	5,721,817	58,049	11,748,997	1873
		25,828	5,883,776	23,937	5,516,081	49,765	11,399,857	1874
		21,957	4,697,663	20,855	4,829,792	42,812	9,527,455	1875
30,273	5,133,411	53,624	10,248,351	51,298	9,963,787	104,922	20,212,138	1876
30,776	4,496,234	56,123	10,131,859	53,414	9,928,247	109,537	20,060,106	1877
30,232	5,571,928	53,494	11,632,014	53,579	11,470,537	109,073	23,102,551	1878
29,663	5,947,981	55,694	12,037,733	52,660	11,655,762	108,354	23,713,495	1879
34,367	6,899,756	62,874	14,357,877	60,495	13,272,981	123,369	27,630,858	1880
36,368	7,451,993	64,677	14,632,312	62,613	14,236,886	127,290	23,919,198	1881
37,770	7,275,588	66,084	14,090,463	65,392	14,071,483	131,386	28,170,946	1882
36,916	7,626,830	66,037	15,048,659	63,953	14,405,651	129,990	29,454,301	1883
39,070	7,359,070	68,228	15,450,226	66,298	14,382,507	134,526	29,832,753	1884
40,269	7,629,524	67,360	15,519,355	65,939	14,509,749	133,299	30,029,134	1885
44,210	7,829,772	70,737	15,586,986	70,651	14,750,520	141,388	30,337,506	1886
47,454	8,375,221	77,790	16,284,368	76,332	15,320,307	154,122	31,604,675	1887
49,187	8,999,473	83,199	17,453,397	81,220	16,553,290	164,419	34,006,587	1888
51,120	9,614,721	85,438	18,196,351	83,616	17,692,447	169,104	35,888,798	1889
58,579	11,106,479	96,880	20,974,033	94,674	20,269,182	191,554	41,243,215	1890
61,386	12,150,356	97,726	22,208,143	96,167	21,580,635	194,893	43,788,778	1891
59,830	12,174,147	95,336	22,493,386	92,443	21,308,988	187,779	43,802,374	1892
57,730	11,784,591	92,167	22,302,634	89,277	20,816,023	181,444	43,118,657	1893
58,448	12,634,675	93,024	24,516,132	91,851	22,397,917	184,875	46,914,049	1894
58,221	12,239,419	91,005	23,032,385	87,813	21,542,012	178,818	44,574,397	1895
61,802	13,381,837	96,641	25,268,536	93,360	24,033,690	190,001	49,302,226	1896
60,135	12,828,243	94,394	25,248,014	90,129	25,393,898	184,513	50,641,912	1897
69,634	14,162,830	106,178	27,788,577	109,714	26,591,489	206,892	54,380,066	1898
67,992	14,625,106	105,449	28,648,608	100,737	27,325,933	206,186	55,974,541	1899
69,726	16,336,036	109,809	30,947,339	104,860	29,598,486	214,669	60,545,825	1900
69,102	16,516,837	106,370	31,163,266	102,368	29,311,338	208,738	60,474,694	1901
77,214	19,435,258	120,167	36,444,424	116,003	34,281,887	236,170	70,726,311	1902
79,513	21,705,288	128,348	40,442,972	124,142	38,202,429	252,490	78,615,401	1903
75,419	22,092,242	115,426	39,679,575	110,994	37,027,752	226,420	76,707,327	1904
73,423	21,721,657	111,976	38,619,664	108,727	38,035,417	220,703	76,655,081	1905
75,491	22,780,458	116,512	41,791,610	112,550	39,264,624	229,062	81,056,234	1906
55,538	15,275,580	85,191	32,140,710	85,209	30,146,601	170,400	62,287,311	*1907
74,225	23,795,089	118,421	46,636,073	112,428	43,468,793	230,849	90,104,866	1908
75,400	25,025,176	118,619	48,536,085	112,205	44,835,716	230,824	93,371,801	1909
82,607	26,838,674	126,633	52,947,213	120,745	48,371,706	247,378	101,318,919	1910

showing vessels em-
ing trade prior to

1 GEORGE V., A. 1911

STATEMENT showing the Number and Tonnage of Sea-going Vessels, Vessels (except Vessels employed in the Coasting Trade, distinguishing British from Foreign, which inclusive.

FISCAL YEARS.	SEA-GOING VESSELS.				VESSELS, EXCEPT FERRIES, EMPLOYED ON INLAND WATERS.				VESSELS EMPLOYED		
	British.		Foreign.		Canadian.		American.		British.		
	Vessels.	Tons.	Vessels.	Tons.	Vessels.	Tons.	Vessels.	Tons.	Vessels	Tons.	
1868	13,911	3,457,113	2,105	862,208	26,682	4,826,780	13,432	3,886,724	No returns given employed in coast 1876.		
1869	16,311	3,811,405	2,940	1,183,160	22,967	3,576,867	11,082	1,887,612			
1870	15,863	3,942,392	2,652	1,142,481	24,553	4,030,768	12,112	2,300,219			
1871	16,562	3,916,322	3,366	1,199,711	26,558	5,068,831	15,151	2,941,164			
1872	16,151	4,356,664	4,105	1,590,040	21,505	3,788,138	12,164	3,063,318			
1873	16,870	4,323,003	4,727	1,762,532	22,491	3,126,579	13,061	2,536,883			
1874	12,191	3,945,822	5,562	2,105,539	19,279	2,814,654	12,733	2,533,842			
1875	11,075	3,571,803	4,530	1,757,405	15,325	2,235,829	11,882	1,962,418			
1876	11,149	3,530,936	5,614	2,379,828	15,392	2,184,790	11,192	1,815,645		61,368	10,108,110
1877	11,918	4,113,610	5,842	2,531,212	15,431	2,207,832	13,522	2,238,590		62,591	8,835,438
1878	11,801	4,223,219	5,715	2,461,165	18,003	2,955,331	12,508	2,415,175		60,586	10,917,534
1879	11,914	3,891,754	5,087	2,196,796	18,122	3,814,829	12,718	2,243,433		60,199	11,944,800
1880	13,209	4,437,145	5,161	2,349,569	22,858	4,985,753	11,648	1,805,378		70,234	13,910,103
1881	14,810	5,391,617	5,954	2,712,720	20,592	4,029,207	12,197	1,669,068		73,361	14,945,907
1882	14,690	5,057,129	6,448	2,879,433	22,252	3,830,109	12,230	1,613,211		75,476	14,649,605
1883	14,694	4,887,237	6,814	3,085,540	20,041	3,950,692	13,231	1,847,266		74,821	15,498,012
1884	15,123	5,138,212	7,220	3,346,089	19,464	4,058,738	13,349	1,815,987		79,043	15,283,938
1885	13,731	4,596,208	7,461	3,048,407	18,926	4,849,856	11,033	1,590,241		81,920	15,806,832
1886	14,365	4,884,908	7,006	3,159,663	18,153	4,116,674	12,804	1,807,987	88,626	16,204,132	
1887	15,580	4,971,728	10,570	3,390,708	18,059	3,931,523	13,726	1,797,039	94,654	17,105,233	
1888	17,144	5,188,712	13,663	4,009,091	19,567	4,320,402	13,929	1,699,103	99,336	18,483,139	
1889	16,326	4,932,673	12,218	4,363,928	21,543	5,036,438	14,970	1,721,182	103,102	19,517,766	
1890	17,366	5,325,952	13,758	5,002,333	24,527	6,000,194	16,774	2,117,621	117,782	22,435,405	
1891	17,148	5,314,544	14,173	5,380,652	22,002	5,724,339	16,006	2,383,113	124,067	24,442,627	
1892	17,122	5,671,522	13,839	5,081,452	19,224	5,546,233	15,158	2,393,238	121,127	24,594,561	
1893	16,693	5,970,840	10,854	4,637,771	19,612	5,108,226	16,022	2,822,697	116,927	24,267,129	
1894	17,161	6,480,726	11,179	4,799,810	20,939	5,917,145	16,727	3,155,400	118,254	26,446,495	
1895	16,124	6,048,248	11,752	4,923,581	16,866	5,196,811	15,547	2,927,323	117,202	25,205,133	
1896	16,688	6,526,327	13,114	4,932,497	16,355	5,967,917	18,827	4,443,732	123,848	27,210,540	
1897	14,958	7,281,607	12,136	4,729,373	14,171	4,913,143	19,124	6,449,810	123,502	27,117,121	
1898	16,263	7,806,813	11,524	4,778,672	15,974	6,205,117	20,286	5,955,514	142,390	29,488,918	
1899	15,773	8,517,913	11,348	4,719,141	20,536	7,417,067	19,160	4,765,989	138,613	30,318,178	
1900	16,134	8,647,119	12,412	5,523,002	21,089	7,599,066	21,805	5,139,908	142,186	33,069,577	
1901	14,225	8,369,671	12,480	6,173,391	20,301	6,862,951	20,826	4,623,795	138,302	33,310,477	
1902	15,776	8,803,151	14,530	5,928,337	21,789	7,717,301	25,618	7,576,615	155,994	39,736,493	
1903	15,929	9,839,356	12,493	6,001,819	20,252	8,397,372	41,142	9,416,496	159,829	43,432,106	
1904	16,042	10,025,620	14,002	5,801,085	19,889	7,975,487	21,737	7,400,013	150,896	42,888,596	
1905	15,893	10,304,486	11,901	5,283,969	18,450	8,777,613	23,743	7,911,752	148,124	42,801,236	
1906	17,305	11,364,395	12,511	5,479,034	20,038	8,936,973	25,133	8,951,770	151,650	44,162,720	
1907*	12,368	9,475,862	8,107	4,429,012	22,774	9,683,268	17,156	7,007,749	107,275	29,215,260	
1908	16,918	12,936,175	12,886	6,555,096	18,233	9,111,186	27,575	10,972,574	151,873	47,356,413	
1909	16,741	13,211,648	13,441	6,554,228	18,301	10,999,512	25,236	9,936,215	153,520	49,042,427	
1910	16,637	14,537,070	13,147	6,267,243	17,778	12,182,173	28,503	11,581,505	169,174	51,026,825	

* 9 months.

SESSIONAL PAPER No. 10c

Ferries) trading on the Lakes and Rivers between Canada and the United States, and Arrived at and Departed from Canadian Ports during each Fiscal Year 1868 to 1910.

IN COASTING TRADE.		RECAPITULATION—TOTAL VESSELS, BRITISH AND FOREIGN.						FISCAL YEARS.
Foreign.		British.		Foreign.		Totals.		
Vessels.	Tons.	Vessels.	Tons.	Vessels.	Tons.	Vessels.	Tons.	
		40,593	8,283,893	15,537	4,698,932	56,130	12,982,825	1868
		39,278	7,388,272	14,022	3,072,772	53,300	10,461,044	1869
		40,421	7,973,160	14,764	3,442,700	55,185	11,415,860	1870
		43,120	8,985,153	18,517	4,140,875	61,637	13,126,028	1871
		37,656	8,154,802	16,269	4,653,358	53,925	12,808,160	1872
		39,361	7,449,582	18,638	4,299,415	58,049	11,748,997	1873
		31,470	6,760,476	18,295	4,639,381	49,765	11,399,857	1874
		26,400	5,807,632	16,412	3,719,823	42,812	9,527,455	1875
		87,909	15,823,836	17,013	4,388,302	104,922	20,212,133	1876
		89,940	15,156,880	19,597	4,903,226	109,537	20,060,106	1877
		90,390	18,096,084	18,633	5,006,467	109,073	23,102,551	1878
		90,235	19,151,383	18,119	4,562,112	108,354	23,713,495	1879
		106,301	23,333,001	17,068	4,297,857	123,369	27,630,858	1880
		108,763	24,366,551	18,527	4,552,647	127,290	28,919,198	1881
		112,418	23,536,843	18,968	4,634,103	131,386	28,170,946	1882
		109,556	24,335,941	20,434	5,118,360	129,990	29,454,301	1883
		113,630	24,480,888	20,896	5,351,845	134,526	29,832,733	1884
		114,577	25,252,896	18,722	4,776,238	133,299	30,029,134	1885
		121,144	25,205,714	20,244	5,131,792	141,388	30,337,506	1886
		128,293	23,008,484	25,829	5,596,191	154,122	31,604,675	1887
		136,047	27,992,253	28,372	6,014,334	164,419	34,006,587	1888
		140,971	29,486,877	28,133	6,401,921	169,104	35,888,798	1889
		159,675	33,761,551	31,879	7,481,664	191,554	41,243,215	1890
		163,217	33,481,510	31,676	8,307,238	194,893	43,788,778	1891
		157,473	35,812,316	30,305	7,990,058	187,779	43,802,374	1892
1,336	311,994	153,232	35,346,195	23,212	7,772,462	181,444	43,118,657	1893
615	114,473	156,354	38,844,866	28,521	8,060,683	184,875	46,914,049	1894
1,327	268,301	150,192	36,450,192	28,626	8,124,205	178,818	44,574,397	1895
1,169	221,213	156,891	39,704,784	33,110	9,597,442	190,001	49,302,226	1896
622	150,858	152,631	39,311,871	31,882	11,330,041	184,513	50,641,912	1897
455	145,032	174,627	43,500,848	32,265	10,879,218	206,892	54,380,066	1898
756	236,253	174,922	46,253,158	31,264	9,721,383	206,186	55,974,541	1899
1,043	562,153	179,409	49,315,762	35,260	11,230,063	214,669	60,545,825	1900
2,604	1,134,319	172,828	48,543,099	35,910	11,931,505	208,738	69,474,604	1901
2,463	964,414	193,559	56,256,945	42,611	14,469,366	236,170	70,726,311	1902
2,935	1,558,252	196,010	61,668,834	56,480	16,976,567	252,490	78,645,401	1903
3,854	2,616,526	186,827	60,889,703	39,593	15,817,624	226,420	76,707,327	1904
2,589	1,576,025	182,467	61,883,335	33,236	14,771,746	220,703	76,655,081	1905
2,425	2,161,342	188,993	64,461,088	40,069	16,592,146	229,062	81,056,234	1906
2,720	2,476,160	142,417	48,374,330	27,983	13,912,921	170,400	62,287,311	1907*
3,364	3,173,422	187,024	69,403,774	43,825	20,701,092	230,849	90,104,866	1908
3,585	3,627,771	188,562	73,253,587	42,262	20,118,214	230,824	93,371,801	1909
2,139	2,724,103	203,589	80,746,068	43,789	20,572,851	247,378	101,318,919	1910

showing vessels em-
ing trade prior to

STATEMENT showing the Number and Tonnage of Sea-going Vessels, Vessels States, and Vessels employed in the Coasting Trade, distinguishing Steam from 1868 to 1910, inclusive.

FISCAL YEARS.	SEA-GOING VESSELS.				VESSELS, EXCEPT FERRIES, EMPLOYED ON INLAND WATERS.				VESSELS EMPLOYED	
	Steam.		Sail.		Steam.		Sail.		Steam.	
	Vessels.	Tons.	Vessels.	Tons.	Vessels.	Tons.	Vessels.	Tons.	Vessels.	Tons.
1868	No returns given showing the number and tonnage of sea-going vessels, steam and sail, arrived at and departed from ports in Canada prior to 1876.				17,282	6,385,444	22,832	2,278,060	No returns given employed in coast	
1869					13,165	3,542,142	20,884	2,122,337		
1870					14,356	3,944,028	22,314	2,336,959		
1871					16,862	5,262,574	24,847	2,747,421		
1872					12,720	4,334,180	20,949	2,527,276		
1873					12,594	2,949,199	23,858	2,714,263		
1874					11,645	2,906,867	20,367	2,441,629		
1875			11,421	2,377,241	15,786	1,821,006				
1876	2,993	2,224,782	13,770	3,685,982	11,208	2,187,677	15,376	1,812,758	25,752	6,806,888
1877	3,267	2,604,875	14,493	4,039,947	13,297	2,492,425	15,656	1,953,937	27,395	6,311,298
1878	3,226	2,450,338	14,290	4,234,046	14,401	3,311,237	16,110	2,059,269	26,206	8,371,853
1879	3,170	2,497,847	13,831	3,590,703	14,978	3,658,574	15,862	1,899,688	27,997	9,691,465
1880	3,740	3,274,117	14,630	3,512,597	15,662	4,025,672	18,844	2,765,459	36,437	11,371,401
1881	4,247	4,003,230	16,517	4,101,107	14,337	3,230,701	18,452	2,467,394	34,094	11,823,947
1882	4,802	4,214,914	16,336	3,721,648	15,523	3,169,953	18,959	2,273,367	37,732	12,193,554
1883	5,169	4,232,475	16,339	3,740,302	16,102	3,469,962	17,220	2,327,996	34,553	12,376,598
1884	5,512	4,635,498	16,831	3,843,833	16,457	3,533,194	16,356	2,341,531	33,586	12,156,690
1885	6,035	4,591,861	15,107	3,139,754	15,787	4,402,323	14,172	2,037,774	34,773	12,788,672
1886	5,742	4,753,730	15,629	3,284,841	16,968	3,912,436	13,989	2,012,225	36,435	12,734,162
1887	5,841	4,679,178	20,309	3,683,258	17,933	3,795,834	13,802	1,932,728	36,805	13,163,840
1888	6,535	5,715,346	24,272	3,482,457	17,686	3,885,896	15,810	2,133,609	41,466	14,677,255
1888	6,910	6,040,934	21,634	3,235,667	20,798	4,551,436	15,715	2,206,184	42,336	15,635,515
1890	7,545	6,655,137	23,539	3,673,148	24,437	5,709,953	16,864	2,408,762	50,529	17,499,505
1891	8,410	7,074,399	22,911	3,620,797	23,049	5,859,280	14,959	2,248,172	58,047	19,651,689
1892	8,259	6,962,515	22,702	3,790,459	21,595	5,786,649	12,787	2,152,822	58,640	19,946,565
1893	7,818	6,961,141	19,729	3,647,467	23,570	5,939,407	12,064	1,991,516	59,032	19,863,455
1894	8,172	7,336,220	20,168	3,944,316	26,173	7,163,587	11,493	1,908,958	61,146	21,663,471
1895	9,239	7,553,813	18,637	3,423,016	22,934	6,437,329	9,479	1,636,805	69,375	20,864,874
1896	10,758	8,183,520	19,044	3,270,304	23,714	8,333,473	11,463	2,073,176	66,494	22,514,499
1897	9,780	8,727,480	17,314	3,233,500	22,615	9,493,881	19,689	1,959,069	64,102	21,977,406
1898	10,287	9,607,834	17,500	2,977,651	25,476	10,075,753	10,784	2,034,878	76,246	23,820,468
1899	10,424	10,487,724	16,697	2,749,330	29,492	10,176,221	10,201	2,006,835	75,313	24,315,688
1900	11,725	11,477,309	16,821	2,697,812	31,253	10,320,517	11,641	2,413,127	78,989	27,936,359
1901	12,439	11,973,396	14,216	2,599,666	31,691	9,452,553	9,436	2,033,793	81,128	23,119,533
1902	12,926	12,218,099	17,380	2,513,389	35,842	13,036,872	11,565	2,257,044	92,944	33,480,507
1903	12,413	13,343,733	15,919	2,497,442	49,253	15,079,589	12,141	2,734,279	101,700	38,277,444
1904	12,539	13,533,451	17,505	2,323,254	31,289	13,037,965	10,346	2,287,535	97,339	33,629,705
1905	12,143	13,308,267	15,654	2,230,183	39,347	13,799,225	11,846	2,890,140	95,587	38,036,744
1906	13,207	14,539,239	16,699	2,304,140	33,252	15,197,412	11,919	2,691,331	109,097	39,448,341
1907*	10,412	12,388,839	10,063	1,515,985	27,012	12,912,115	12,918	3,778,902	74,710	27,597,968
1908	15,076	17,500,837	14,723	1,990,434	32,851	17,320,500	12,957	2,763,260	104,527	42,856,730
1909	16,182	17,806,086	14,000	1,959,790	33,348	18,924,727	10,189	2,011,000	108,033	45,120,552
1910	15,849	18,771,366	13,935	2,032,947	33,574	21,275,553	12,707	2,488,125	121,031	47,222,053

*9 months.

SESSIONAL PAPER No. 10c

(except Férries) trading on the Lakes and Rivers between Canada and the United Sail, which Arrived at and Departed from Canadian Ports during each Fiscal Year

IN COASTING TRADE.		RECAPITULATION—TOTAL VESSELS, STEAM AND SAIL.						FISCAL YEARS.
Sail.		Steam.		Sail.		Totals.		
Vessels.	Tons.	Vessels.	Tons.	Vessels.	Tons.	Vessels.	Tons.	
showing vessels em- ing trade prior to 1876								1868
								1869
								1870
								1871
								1872
								1873
								1874
								1875
35,823	3,494,051	39,953	11,219,347	64,969	8,992,791	104,922	20,212,138	1876
35,429	2,657,564	43,959	11,408,598	65,578	8,651,508	109,537	20,060,106	1877
34,840	2,675,808	43,833	14,133,428	65,240	8,969,123	109,073	23,102,551	1878
32,516	2,375,218	46,145	15,847,886	62,209	7,865,609	108,354	23,713,495	1879
34,056	2,681,612	55,839	18,671,190	67,530	8,959,668	123,369	27,630,858	1880
39,643	3,292,819	52,678	19,057,878	74,612	9,861,329	127,290	28,919,198	1881
38,034	2,597,510	58,057	19,578,421	73,329	8,592,525	131,386	28,170,946	1882
40,607	3,306,968	55,824	20,079,035	74,166	9,375,266	129,990	29,454,301	1883
45,784	3,317,017	55,555	20,325,352	78,971	9,507,381	134,526	29,832,733	1884
47,375	3,155,750	56,645	21,695,856	76,654	8,333,278	133,299	30,029,134	1885
52,625	3,634,112	59,145	21,406,328	82,243	8,931,178	141,388	30,337,506	1886
59,382	4,349,837	60,629	21,638,852	93,493	9,965,823	154,122	31,604,675	1887
58,650	4,112,024	65,687	24,278,497	98,732	9,728,090	164,419	34,006,587	1888
61,711	4,199,062	70,044	26,227,885	99,060	9,660,913	169,104	35,888,798	1889
68,600	5,297,610	82,551	29,863,695	109,003	11,379,520	191,554	41,243,215	1890
67,517	5,334,441	89,506	32,585,368	105,387	11,203,410	194,893	43,788,778	1891
63,796	5,163,364	88,494	32,695,729	99,285	11,106,645	187,779	43,802,374	1892
59,231	4,715,668	90,420	32,764,006	91,024	10,354,651	181,444	43,118,657	1893
57,723	4,897,497	95,491	36,163,278	89,384	10,750,771	184,875	46,914,04	1894
58,154	4,608,560	92,548	34,856,016	86,270	9,718,381	178,818	44,574,397	1895
58,523	4,917,254	100,966	39,041,492	89,035	10,269,734	190,001	49,302,226	1896
60,022	5,290,573	96,497	40,108,770	88,016	10,533,142	184,513	50,641,912	1897
66,599	5,813,482	112,009	43,504,055	94,883	10,876,011	206,892	54,380,066	1898
64,056	6,238,742	115,229	44,979,634	90,957	10,994,907	206,186	55,974,541	1899
64,249	5,695,371	121,958	49,734,515	92,711	10,811,310	214,669	60,545,825	1900
59,778	6,325,263	125,308	49,545,882	83,430	10,928,722	208,738	60,474,604	1901
65,513	7,220,400	141,712	58,735,478	94,458	11,990,833	236,170	70,726,311	1902
61,064	6,712,914	163,366	66,700,766	89,124	11,944,635	252,490	78,645,401	1903
57,411	6,875,417	141,158	65,221,121	85,262	11,486,206	226,420	76,707,327	1904
55,126	6,340,517	138,077	65,144,236	82,626	11,510,845	220,703	76,655,081	1905
53,978	6,875,721	146,556	69,185,042	82,506	11,871,192	225,062	81,056,234	1906
35,285	4,093,452	112,134	52,898,972	58,266	9,388,339	170,409	62,287,311	1907*
50,710	7,673,105	152,454	77,678,067	78,395	12,426,799	230,849	90,104,866	1908
49,022	7,549,646	157,613	81,851,365	73,211	11,520,436	230,824	93,371,801	1909
50,282	9,528,875	170,454	87,268,972	76,924	14,049,947	247,378	101,318,919	1910

1 GEORGE V., A. 1911

STATEMENT showing the Number and Tonnage of Sea-going Vessels Entered at

NATIONALITY.	1908.						Entered.	
	Entered.		Cleared.		Totals.		Entered.	
	No. of Vessels.	Tons Register.	No. of Vessels.	Tons Register.	No. of Vessels.	Tons Register.	No. of Vessels.	Tons Register.
Canadian.....	4,969	1,213,027	5,593	1,393,633	10,562	2,606,660	5,277	1,299,564
British.....	3,505	5,718,550	2,851	4,610,965	6,356	10,329,515	3,094	5,710,204
Argentinian.....	2	1,694	2	1,977	4	3,671		
Austrian.....	2	2,786	1	1,716	3	4,502	3	5,502
Belgian.....			1	296	1	296	1	1,249
Brazilian.....								
Chilian.....	2	2,676	1	1,338	3	4,014	1	1,810
Chinese.....								
Cuban.....								
Danish.....	27	26,403	29	28,401	56	54,804	45	67,342
Dutch.....							6	18,758
French.....	153	54,533	170	55,685	323	110,218	150	69,362
German.....	42	97,528	43	100,316	85	197,844	38	90,116
Italian.....	15	16,604	15	15,640	30	32,244	19	21,015
Japanese.....	52	205,337	52	205,249	104	410,586	53	207,216
Mexican.....			2	470	2	470		
Norwegian and Swedish.	789	1,036,118	816	1,100,427	1,605	2,136,545	669	961,193
Peruvian.....								
Portuguese.....			1	153	1	153		
Russian.....	21	18,677	16	18,112	7	36,789	21	13,021
Spanish.....	3	4,823	4	7,879	37	12,702	2	4,740
St. Pierre.....								
United States.....	5,504	1,789,532	5,120	1,759,739	10,624	3,549,271	5,761	1,793,095
Uruguayan.....	1	987			1	987		
Totals.....	15,087	10,189,275	14,717	9,301,996	29,804	19,491,271	15,140	10,264,187

SESSIONAL PAPER No. 10c

and Cleared from Canadian Ports during each Fiscal Year 1908, 1909 and 1910.

1909.				1910.					
Cleared.		Totals.		Entered.		Cleared.		Totals.	
No. of Vessels.	Tons Register.	No. of Vessels.	Tons Register.	No. of Vessels.	Tons Register.	No. of Vessels.	Tons Register.	No. of Vessels.	Tons Register.
5,669	1,506,714	10,946	2,806,278	5,227	1,668,121	5,630	1,830,240	10,857	3,498,361
2,701	4,695,166	5,795	10,405,370	3,005	6,166,595	2,775	4,872,114	5,780	11,038,769
4	7,572	7	13,074	4	9,974	4	9,994	8	19,968
		1	1,249						
2	3,066	3	4,876	3	5,572	4	8,028	7	13,600
40	55,875	85	123,217	39	56,769	53	75,020	92	131,789
5	16,470	11	35,228	9	20,555	9	20,575	18	41,130
165	104,853	315	174,215	280	67,823	304	69,695	584	137,518
36	86,073	74	176,189	85	223,043	53	138,514	138	361,557
19	21,452	38	42,467	17	27,819	16	24,670	33	52,489
51	198,552	104	405,768	38	151,555	38	151,848	76	303,403
707	995,089	1,376	1,956,282	564	831,421	613	899,220	1,177	1,730,641
				1	63	1	63	2	126
23	16,496	44	29,517	18	7,995	21	13,256	39	20,851
3	5,939	5	10,679	2	1,987	4	5,936	6	7,923
5,617	1,788,372	11,378	3,581,467	5,716	1,711,708	5,251	1,734,540	10,967	3,446,248
15,042	9,501,689	30,182	19,765,876	15,008	10,950,600	14,776	9,853,713	29,784	20,804,313

1 GEORGE V., A. 1911

STATEMENT showing the Number and Tonnage of British (including Canadian) and Canadian Ports during each Fiscal

NATIONALITY.	1908.						Entered.	
	Entered.		Cleared.		Totals.			
	No. of Vessels.	Tons Register.	No. of Vessels.	Tons Register.	No. of Vessels.	Tons Register.	No. of Vessels.	Tons Register.
British and Canadian—								
Steam	4,254	6,434,744	3,865	5,421,029	8,119	11,855,773	4,429	6,438,547
Sail	4,220	496,833	4,579	583,569	8,799	1,080,402	3,942	571,221
Totals	8,474	6,931,577	8,444	6,004,598	16,918	12,936,175	8,371	7,009,768
Foreign—								
Steam	3,625	2,787,444	3,332	2,857,620	6,957	5,645,064	3,820	2,790,249
Sail	2,988	470,254	2,941	439,778	5,929	910,032	2,949	464,170
Totals	6,613	3,257,698	6,273	3,297,398	12,886	6,555,096	6,769	3,254,419
Totals—								
Steam	7,879	9,222,188	7,197	8,278,649	15,076	17,500,837	8,249	9,228,796
Sail	7,208	967,087	7,520	1,023,347	14,728	1,990,434	6,891	1,035,391
Totals	15,087	10,189,275	14,717	9,301,996	29,804	19,491,271	15,140	10,264,187

SESSIONAL PAPER No. 10c

Foreign Sea-going Vessels (both Steam and Sail) Entered at and Cleared from Year 1908, 1909 and 1910.

1909.				1910.					
Cleared.		Totals.		Entered.		Cleared.		Totals.	
No. of Vessels.	Tons Register.	No. of Vessels.	Tons Register.	No. of Vessels.	Tons Register.	No. of Vessels.	Tons Register.	No. of Vessels.	Tons Register.
4,260	5,734,609	8,689	12,173,156	4,473	7,335,581	4,339	6,157,449	8,812	13,493,030
4,110	467,271	8,052	1,038,492	3,759	499,135	4,066	544,905	7,825	1,044,040
8,370	6,201,880	16,741	13,211,648	8,232	7,834,716	8,405	6,702,354	16,637	14,537,070
3,673	2,842,681	7,493	5,632,930	3,736	2,608,849	3,301	2,669,487	7,037	5,278,336
2,999	457,128	5,948	921,298	3,040	507,035	3,070	481,872	6,110	988,907
6,672	3,299,809	13,441	6,554,228	6,776	3,115,884	6,371	3,151,359	13,147	6,267,243
7,933	8,577,290	16,182	17,806,086	8,209	9,944,430	7,640	8,826,936	15,849	18,771,366
7,109	924,399	14,000	1,959,790	6,799	1,006,170	7,136	1,026,777	13,935	2,032,947
15,042	9,501,689	30,182	19,765,876	15,008	10,950,600	14,776	9,853,713	29,784	20,804,313

TRADE AND COMMERCE—PART IV

1 GEORGE V., A. 1911

STATEMENT showing the Number and Tonnage of Sea-going Vessels (both Steam during each Fiscal Year

PORTS.	1908.							
	Entered.		Cleared.		Totals.		Entered.	
	No. of Vessels.	Tons Register.	No. of Vessels.	Tons Register.	No. of Vessels.	Tons Register.	No. of Vessels.	Tons Register.
Charlottetown, P.-E.I.								
Steam.....	40	43,484	66	63,200	106	106,684	29	31,438
Sail.....	31	4,123	18	917	49	5,040	34	5,433
Totals.....	71	47,607	84	64,117	155	111,724	63	36,871
Chatham, N.B.—								
Steam.....	18	31,549	30	51,655	48	83,204	47	81,529
Sail.....	14	8,100	12	6,004	26	14,104	9	5,788
Totals.....	32	39,649	42	57,659	74	97,308	56	87,317
Halifax, N.S.—								
Steam.....	509	1,014,027	456	915,129	965	1,929,156	527	1,103,536
Sail.....	556	62,397	589	63,353	1,145	125,750	470	69,166
Totals.....	1,065	1,076,424	1,045	978,482	2,110	2,054,906	997	1,172,702
Hillsboro, N.B.—								
Steam.....	50	41,912	55	47,112	105	89,024	36	30,238
Sail.....	19	5,682	15	5,565	34	11,247	14	5,524
Totals.....	69	47,594	70	52,677	139	100,271	50	35,762
Louisbourg, N.S.—								
Steam.....	173	348,188	186	362,905	359	711,093	110	163,297
Sail.....	124	10,208	129	10,358	253	20,566	154	12,407
Totals.....	297	358,396	315	373,263	612	731,659	264	180,704
Montreal, Que.—								
Steam.....	397	1,362,563	377	1,325,199	774	2,687,762	385	1,355,882
Sail.....	2	1,409			2	1,409	2	2,066
Totals.....	399	1,363,972	377	1,325,199	776	2,689,171	387	1,357,948
Nanaimo, B.C.—								
Steam.....	272	295,640	463	359,103	735	654,743	286	257,189
Sail.....	16	13,836	37	19,571	53	33,407	22	19,129
Totals.....	288	309,476	500	378,674	788	688,150	308	276,318
Newcastle, N.B.—								
Steam.....	10	16,042	14	20,757	24	36,799	4	7,306
Sail.....	14	8,107	23	10,619	37	18,726	13	8,680
Totals.....	24	24,149	37	31,376	61	55,525	17	15,986
North Sydney, N.S.—								
Steam.....	313	211,525	308	215,030	621	426,561	313	187,266
Sail.....	479	38,889	336	27,966	815	66,855	540	57,345
Totals.....	792	250,414	644	243,002	1,436	493,416	853	244,611
Parrsboro, N.S.—								
Steam.....	37	34,406	38	32,085	75	66,491	34	35,641
Sail.....	168	42,885	201	50,583	369	93,468	98	27,202
Totals.....	205	77,291	239	82,668	444	159,959	132	62,843

SESSIONAL PAPER No. 10c

and Sail) Entered at and Cleared from the following Principal Ports in Canada 1908, 1909 and 1910.

1909.				1910.					
Cleared.		Totals.		Entered.		Cleared.		Totals.	
No. of Vessels.	Tons Register.	No. of Vessels.	Tons Register.	No. of Vessels.	Tons Register.	No. of Vessels.	Tons Register.	No. of Vessels.	Tons Register.
57	54,791	86	86,229	35	39,295	63	50,969	98	90,264
34	2,213	68	7,646	43	6,134	30	1,912	73	8,046
91	57,004	154	93,875	78	45,429	93	52,881	171	98,310
53	89,323	100	170,852	38	59,097	38	64,683	76	123,780
13	6,380	22	12,168	13	5,320	23	9,445	36	14,765
66	95,703	122	183,020	51	64,417	61	74,128	112	138,545
505	1,063,522	1,032	2,167,058	527	1,145,429	495	1,063,117	1,022	2,208,546
498	62,498	968	131,664	537	75,757	593	58,160	1,130	133,917
1,003	1,126,020	2,000	2,298,722	1,064	1,221,186	1,088	1,121,277	2,152	2,342,463
36	30,238	72	60,476	38	27,080	38	27,080	76	54,160
14	5,524	28	11,048	21	7,911	21	7,911	42	15,822
50	35,762	100	71,524	59	34,991	59	34,991	118	69,982
107	177,837	217	346,134	} Included with "North Sydney" subsequent to 1909.					
158	11,522	312	23,929						
265	189,359	529	370,063						
386	1,360,379	771	2,716,261	392	1,453,191	387	1,436,498	779	2,889,689
1	1,310	3	3,376	5	3,274	1	795	6	4,069
387	1,361,689	774	2,719,637	397	1,456,465	388	1,437,293	785	2,893,758
507	310,086	793	567,275	311	271,988	526	347,480	837	619,468
63	28,748	85	47,877	70	26,588	124	38,730	194	65,318
570	338,834	878	615,152	381	298,576	650	386,210	1,031	684,786
7	11,734	11	19,040	5	7,015	7	10,838	12	17,853
27	12,361	40	21,041	12	8,014	22	9,883	34	17,897
34	24,095	51	40,081	17	15,029	29	20,721	46	35,750
343	240,856	656	428,122	391	192,410	390	222,789	781	415,199
307	31,041	847	88,336	544	59,288	377	42,677	921	101,965
650	271,897	1,503	516,508	935	251,698	767	265,466	1,702	517,164
31	32,697	65	68,338	3	5,464	53	39,458	56	44,922
120	36,181	218	63,383	169	58,850	132	33,620	301	92,470
151	68,878	283	131,721	172	64,314	185	73,078	357	137,392

1 GEORGE V., A. 1911

STATEMENT showing the Number and Tonnage of Sea-

PORTS.	1908.						Entered.	
	Entered.		Cleared.		Totals.			
	No. of Vessels.	Tons Register.	No. of Vessels.	Tons Register.	No. of Vessels.	Tons Register.	No. of Vessels.	Tons Register.
Quebec, Que.—								
Steam	310	1,246,121	147	532,545	457	1,778,666	305	1,236,663
Sail	23	2,837	21	7,369	44	10,206	29	7,717
Totals	333	1,248,958	168	539,914	501	1,788,872	334	1,244,380
St. Andrews, N.B.—								
Steam	369	32,003	367	32,553	736	64,556	575	37,836
Sail	158	4,624	139	1,821	297	6,445	231	5,218
Totals	527	35,627	506	34,374	1,033	71,001	806	43,054
St. John, N.B.—								
Steam	393	978,297	283	667,521	676	1,645,818	366	934,569
Sail	940	105,319	953	108,000	1,893	213,319	876	103,710
Totals	1,333	1,083,616	1,236	775,521	2,569	1,859,157	1,242	1,038,279
Sydney, N.S.—								
Steam	205	361,361	251	424,392	456	785,753	213	377,805
Sail	59	7,414	202	14,632	261	22,046	35	4,615
Totals	264	368,775	453	439,024	717	807,799	248	382,420
Union Bay, B.C.—								
Steam	95	175,638	91	175,447	186	351,085	94	153,768
Sail	8	12,040	11	14,815	19	26,855	9	10,621
Totals	103	187,678	102	190,262	205	377,940	103	164,389
Vancouver, B.C.—								
Steam	1,286	956,934	1,268	1,010,286	2,554	1,967,220	1,477	1,265,018
Sail	50	37,896	166	40,127	216	78,023	56	26,459
Totals	1,336	994,830	1,434	1,050,413	2,770	2,045,243	1,533	1,291,477
Victoria, B.C.—								
Steam	1,130	1,348,669	1,118	1,287,679	2,248	2,636,348	1,187	1,339,311
Sail	51	29,139	43	30,500	94	59,639	22	14,508
Totals	1,181	1,377,808	1,161	1,318,179	2,342	2,695,987	1,209	1,353,819
Yarmouth, N.S.—								
Steam	215	149,652	246	186,809	461	336,461	174	124,699
Sail	521	50,902	475	21,186	996	72,088	450	39,812
Totals	736	200,554	721	207,995	1,457	408,549	624	164,511
Other ports—								
Steam	2,057	574,177	1,433	569,236	3,490	1,143,413	2,087	500,805
Sail	3,975	521,280	4,150	589,961	8,125	1,111,241	3,827	609,991
Totals	6,032	1,095,457	5,583	1,159,197	11,615	2,254,654	5,914	1,110,796
Total ports—								
Steam	7,879	9,222,188	7,197	8,278,649	15,076	17,500,837	8,249	9,228,796
Sail	7,208	967,087	7,520	1,023,347	14,728	1,990,434	6,891	1,035,391
Totals	15,087	16,189,275	14,717	9,301,996	29,804	19,491,271	15,140	10,264,187

SESSIONAL PAPER No. 10c

going Vessels (both Steam and Sail)—*Concluded.*

1909.				1910.					
Cleared.		Totals.		Entered.		Cleared.		Totals.	
No. of Vessels.	Tons Register.	No. of Vessels.	Tons Register.	No. of Vessels.	Tons Register.	No. of Vessels.	Tons Register.	No. of Vessels.	Tons Register.
137	548,355	442	1,785,018	330	1,360,815	137	500,760	467	1,861,575
17	10,019	46	17,736	20	5,946	12	2,647	32	8,593
154	558,374	488	1,802,754	350	1,366,761	149	563,407	499	1,870,168
561	33,685	1,136	71,521	576	20,831	455	29,847	1,031	50,678
210	2,444	441	7,662	36	4,309	25	1,299	61	5,608
771	36,129	1,577	79,183	612	25,140	480	31,146	1,092	56,286
286	587,154	652	1,521,723	395	1,159,897	306	672,197	701	1,832,094
1,040	99,948	1,916	203,658	823	106,637	864	103,518	1,687	210,155
1,326	687,102	2,568	1,725,381	1,218	1,266,534	1,170	775,715	2,388	2,042,249
195	323,363	408	706,168	335	494,174	409	531,282	794	1,025,456
246	16,322	231	20,937	183	14,557	404	26,417	592	40,974
441	344,685	689	727,105	573	508,731	813	557,699	1,386	1,066,430
95	213,380	189	367,148	79	142,946	78	167,172	157	310,118
5	7,023	14	17,644	2	364	3	1,627	5	1,991
100	220,403	203	384,792	81	143,310	81	168,799	162	312,109
1,603	1,304,977	3,080	2,569,995	1,455	1,517,413	1,682	1,402,076	3,137	2,919,489
53	20,339	103	46,798	100	48,605	78	57,752	178	106,397
1,656	1,325,316	3,189	2,616,793	1,555	1,566,018	1,760	1,459,868	3,315	3,025,886
1,214	1,404,860	2,401	2,744,171	971	1,224,362	952	1,365,886	1,923	2,590,248
15	10,894	37	25,402	24	11,222	36	11,082	60	22,304
1,229	1,415,754	2,438	2,769,573	995	1,235,584	988	1,376,968	1,983	2,612,552
175	124,913	349	249,612	174	123,069	175	110,540	349	233,609
464	34,203	914	74,015	441	52,636	370	39,132	811	91,768
639	159,116	1,263	323,627	615	175,705	545	149,672	1,160	325,377
1,635	690,140	3,722	1,160,945	2,104	699,954	1,449	784,264	3,553	1,484,218
3,824	523,429	7,651	1,135,420	3,751	510,758	4,021	580,130	7,772	1,090,888
5,459	1,183,569	11,373	2,206,365	5,855	1,210,712	5,470	1,364,394	11,325	2,575,106
7,933	8,577,290	16,182	17,806,086	8,209	9,944,430	7,640	8,826,936	15,849	18,771,366
7,109	924,399	14,000	1,959,790	6,799	1,006,170	7,136	1,026,777	13,935	2,032,947
15,042	9,501,689	30,182	19,765,876	15,008	10,950,600	14,776	9,853,713	29,784	20,804,313

1 GEORGE V., A. 1911

STATEMENT showing the Number and Tonnage of Vessels (both Steam and Sail) Trading which Arrived at and Departed from Canadian Ports

NATIONALITY.	1908.						Arrived.	
	Arrived.		Departed.		Totals.			
	No. of Vessels.	Tons Register.	No. of Vessels.	Tons Register.	No. of Vessels.	Tons Register.	No. of Vessels.	Tons Register.
Canadian—								
Steam	7,956	4,203,542	7,986	4,355,872	15,942	8,559,414	8,698	5,587,434
Sail	1,079	249,764	1,212	302,008	2,291	551,772	822	194,378
Totals	9,035	4,453,306	9,198	4,657,880	18,233	9,111,186	9,520	5,781,812
United States.....								
Steam	8,459	4,188,702	8,450	4,572,384	16,909	8,761,086	8,353	4,087,591
Sail	4,828	1,070,044	5,838	1,141,444	10,666	2,211,488	3,901	757,473
Totals	13,287	5,258,746	14,288	5,713,828	27,575	10,972,574	12,254	4,845,064
Totals								
Steam	16,415	8,392,244	16,436	8,928,256	32,851	17,320,500	17,051	9,675,025
Sail	5,907	1,319,808	7,050	1,443,452	12,957	2,763,260	4,723	951,851
Totals	22,322	9,712,052	23,486	10,371,708	45,808	20,083,760	21,774	10,626,876

SESSIONAL PAPER No. 10c

on the Lakes and Rivers between Canada and the United States, not including Ferries, during each Fiscal Year 1908, 1909 and 1910.

1909.				1910.					
Departed.		Totals.		Arrived.		Departed.		Totals.	
No. of Vessels.	Tons Register.	No. of Vessels.	Tons Register.	No. of Vessels.	Tons Register.	No. of Vessels.	Tons Register.	No. of Vessels.	Tons Register.
7,900	5,011,499	16,598	10,598,933	8,199	6,382,322	7,816	5,377,434	16,015	11,759,756
881	206,201	1,703	400,579	911	220,030	852	202,387	1,763	422,417
8,781	5,217,700	18,301	10,999,512	9,110	6,602,352	8,668	5,579,821	17,778	12,182,173
8,397	4,238,203	16,750	8,325,794	8,692	4,495,328	8,867	5,020,469	17,559	9,515,797
4,585	852,948	8,486	1,610,421	5,117	986,679	5,827	1,079,029	10,944	2,065,708
12,982	5,091,151	25,236	9,936,215	13,809	5,482,007	14,694	6,099,498	28,503	11,581,505
16,297	9,249,702	33,348	18,924,727	16,891	10,877,650	16,683	10,397,903	33,574	21,275,553
5,466	1,059,149	10,189	2,011,000	6,028	1,206,709	6,679	1,281,416	12,707	2,488,125
21,763	10,308,851	43,537	20,935,727	22,919	12,084,359	23,362	11,679,319	46,281	23,763,678

1 GEORGE V., A. 1911

STATEMENT showing the Number and Tonnage of Vessels (both Steam and Sail)
Canadian Ports during each Fiscal

NATIONALITY.	1908.							
	Arrived.		Departed.		Totals.		Arrived.	
	No. of Vessels.	Tons Register.	No. of Vessels.	Tons Register.	No. of Vessels.	Tons Register.	No. of Vessels.	Tons Register.
British and Canadian								
Steam	54,368	21,314,515	47,846	18,549,764	102,214	39,864,279	55,984	22,295,771
Sail	24,845	3,781,927	24,814	3,710,207	49,659	7,492,134	24,347	3,742,621
Totals	79,213	25,096,442	72,660	22,259,971	151,873	47,356,413	80,331	26,038,392
Foreign—								
Steam	1,198	1,535,801	1,115	1,456,650	2,313	2,992,451	1,217	1,564,662
Sail	601	102,503	450	78,468	1,051	180,971	157	41,968
Totals	1,799	1,638,304	1,565	1,535,118	3,364	3,173,422	1,374	1,606,630
Totals—								
Steam	55,566	22,850,316	48,961	20,006,414	104,527	42,856,730	57,201	23,860,433
Sail	25,446	3,884,430	25,264	3,788,675	50,710	7,673,105	24,504	3,784,589
Totals	81,012	26,734,746	74,225	23,795,089	155,237	50,529,835	81,705	27,645,022

SESSIONAL PAPER No. 10c

Employed in the Coasting Trade of Canada, which Arrived at and Departed from Year 1908, 1909 and 1910.

1909.				1910.					
Departed.		Totals.		Arrived.		Departed.		Totals.	
No. of Vessels.	Tons Register.	No. of Vessels.	Tons Register.	No. of Vessels.	Tons Register.	No. of Vessels.	Tons Register.	No. of Vessels.	Tons Register.
48,970	19,294,280	104,954	41,590,051	62,753	23,816,666	56,533	20,791,115	119,286	44,607,781
24,219	3,709,755	48,566	7,452,376	24,837	4,725,048	25,051	4,693,996	49,888	9,419,044
73,189	23,004,035	153,520	49,042,427	87,590	28,541,714	81,584	25,485,111	169,174	54,026,825
1,912	1,965,839	3,129	3,530,501	941	1,313,807	804	1,300,465	1,745	2,614,272
299	55,302	456	97,270	175	56,733	219	53,098	394	109,831
2,211	2,021,141	3,585	3,627,771	1,116	1,370,540	1,023	1,353,563	2,139	2,724,103
50,882	21,260,119	108,083	45,120,552	63,694	25,130,473	57,337	22,091,580	121,031	47,222,053
24,518	3,765,057	49,022	7,549,646	25,012	4,781,781	25,270	4,747,094	50,282	9,528,875
75,400	25,025,176	157,105	52,670,198	88,706	29,912,254	82,607	26,838,674	171,313	56,750,928

1 GEORGE V., A. 1911

R E C A P I T U

STATEMENT showing the Number and Tonnage of Vessels, including those Employed on Ports during each Fiscal

NATIONALITY.	1908.							
	Arrived.		Departed.		Totals.		Arrived.	
	No. of Vessels.	Tons Register.	No. of Vessels.	Tons Register.	No. of Vessels.	Tons Register.	No. of Vessels.	Tons Register.
Sea-going vessels—								
British and Canadian	8,474	6,931,577	8,444	6,004,598	16,918	12,936,175	8,371	7,009,768
Foreign.	6,613	3,257,698	6,273	3,297,398	12,886	6,555,096	6,769	3,254,419
Totals	15,087	10,189,275	14,717	9,301,996	29,804	19,491,271	15,140	10,264,187
Vessels trading on lakes and rivers between Canada and the United States—								
Canadian.	9,035	4,453,306	9,193	4,657,880	18,233	9,111,186	9,520	5,781,812
United States.	13,287	5,258,746	14,288	5,713,828	27,575	10,972,574	12,254	4,845,064
Totals.	22,322	9,712,052	23,486	10,371,708	45,808	20,083,760	21,774	10,626,876
Vessels employed in the coasting trade—								
British and Canadian	79,213	25,096,442	72,660	22,259,971	151,873	47,356,413	80,331	26,038,392
Foreign.	1,799	1,638,304	1,565	1,535,118	3,364	3,173,422	1,374	1,606,630
Totals.	81,012	26,734,746	74,225	23,795,089	155,237	50,529,835	81,705	27,645,022
Recapitulation—								
British and Canadian	96,722	36,481,325	90,302	32,922,449	187,024	69,403,774	98,222	38,829,972
Foreign.	21,699	10,154,748	22,126	10,546,344	43,825	20,701,092	20,397	9,706,113
Totals	118,421	46,636,073	112,428	43,468,793	230,849	90,104,866	118,619	48,536,085

SESSIONAL PAPER No. 10c

L A T I O N.

Inland Waters, not including Ferries, which Arrived at and Departed from Canadian Year 1908, 1909 and 1910.

1909.				1910.					
Departed.		Totals.		Arrived.		Departed.		Totals.	
No. of Vessels.	Tons Register.	No. of Vessels.	Tons Register.	No. of Vessels.	Tons Register.	No. of Vessels.	Tons Register.	No. of Vessels.	Tons Register.
8,370 6,672	6,201,880 3,299,809	16,741 13,441	13,211,648 6,554,228	8,232 6,776	7,834,716 3,115,884	8,405 6,371	6,702,354 3,151,359	16,637 13,147	14,537,070 6,267,243
15,042	9,501,689	30,182	19,765,876	15,008	10,950,600	14,776	9,853,713	29,784	20,804,313
8,781 12,982	5,217,700 5,091,151	18,301 25,236	10,999,512 9,936,215	9,110 13,809	6,602,352 5,482,007	8,668 14,694	5,579,821 6,093,498	17,778 28,503	12,182,173 11,581,505
21,763	10,308,851	43,537	20,935,727	22,919	12,084,359	23,362	11,679,319	46,281	23,763,678
73,189 2,211	23,004,035 2,021,141	153,520 3,585	49,042,427 3,627,771	87,590 1,116	23,541,714 1,370,540	81,584 1,023	25,485,111 1,353,563	169,174 2,139	54,026,825 2,724,103
75,400	25,025,176	157,105	52,670,198	88,706	29,912,254	82,607	26,838,674	171,313	56,750,923
90,340 21,865	34,423,615 10,412,101	188,562 42,262	73,253,587 20,118,214	104,932 21,701	42,978,782 9,968,431	98,657 22,088	37,767,286 10,604,420	203,589 43,789	80,746,068 20,572,851
112,205	44,835,716	230,824	93,371,801	126,633	52,947,213	120,745	48,371,706	247,378	101,318,919

TRADE COMMISSIONER SERVICE.

TRANSFERS AND APPOINTMENTS.

The features of the Canadian Trade Commissioner Service during the year were the opening of the new offices at Berlin, Germany, and Auckland, New Zealand. Two minor commercial agency branches in Antigua and St. Kitts were closed.

One transfer and two new appointments were therefore necessary. Mr. W. G. Fischer was transferred from Glasgow to the Berlin office and the vacancy at Glasgow filled by the appointment of Mr. J. T. Lithgow. Upon the death of the late Mr. J. S. Larke, the Dean of the Trade Commissioner Service, the Sydney office was closed and the jurisdiction of Mr. D. H. Ross extended throughout Australia. New Zealand was made a separate district and Mr. W. A. Beddoe selected to take charge of the Auckland office.

The Trade Commissioner Service now comprises 19 Commissioners and 4 Commercial Agents.

List of Canadian Trade Commissioners and Commercial Agents, with location and date of appointment.

Name.	Date of Birth.	Date of First Appointment.	Present Location.
TRADE COMMISSIONERS.			
E. D. Arnaud	Oct. 20, 1847	Feb. 15, 1905	Bristol, England.
F. A. C. Bickerdike.....	Dec. 27, 1871	Jan. 19, 1909	Belfast, Ireland.
John A. Chesley	May 10, 1845	Feb. 8, 1907	Cape Town, South Africa.
A. W. Donly	May 6, 1866	Jan. 1, 1905	Mexico, Mex.
W. G. Fischer	May 16, 1861	Nov. 1, 1908	Berlin, Germany.
E. H. S. Flood	Mar. 20, 1855	Dec. 10, 1907	Barbados, B. W. I.
G. A. Harris	Dec. 15, 1880	Mar. 22, 1909	Yokohama, Japan.
J. B. Jackson	Mar. 24, 1856	Nov. 1, 1903	Shanghai, China.
E. S. Kirkpatrick	Oct. 25, 1871	May 1, 1909	Havana, Cuba.
W. A. MacKinnon	Feb. 28, 1874	July 15, 1904	Birmingham, England.
P. B. MacNamara	April 6, 1849	Nov. 1, 1903	Manchester, England.
J. M. Mussen	Dec. 17, 1863	Aug. 1909	Leeds, England.
A. Poindron	Mar. 26, 1861	Aug. 29, 1902	Paris, France.
H. R. Poussette	Aug. 8, 1872	Dec. 21, 1908	Durban, Natal.
W. T. R. Preston	Sept. 6, 1853	Aug. 31, 1906	Amsterdam, Holland.
J. E. Ray	May 8, 1873	Dec. 21, 1908	St. John's Newfoundland.
D. H. Ross	April 20, 1864	Mar. 7, 1903	Melbourne, Australia.
W. A. Beddoe	Mar. 16, 1859	May 2, 1910	Auckland, New Zealand.
J. T. Lithgow	Jan. 25, 1856	May 25, 1910	Glasgow, Scotland.

COMMERCIAL AGENTS.

R. H. Curry	Dec. 15, 1908	Nassau, Bahamas, B. W. I.
E. A. H. Haggart	Nov. 1, 1907	Kingston, Jamaica, B. W. I.
C. E. Sontum	May 10, 1893	Christiania, Norway.
Edgar Tripp	Mar. 3, 1892	Port of Spain, Trinidad, B. W. I.




10 d.


Harvesting, Western Canada.



Cutting Wheat by Steam power.



Cutting Oats Four Horse power.



DOMINION OF CANADA

REPORT

OF THE

DEPARTMENT OF TRADE AND COMMERCE

FOR THE

FISCAL YEAR ENDED MARCH 31

1910

PART V

GRAIN STATISTICS

INCLUDING THE CROP YEAR ENDED AUGUST 31, 1910, AND THE
SEASON OF NAVIGATION ENDED DECEMBER 6, 1910

PRINTED BY ORDER OF PARLIAMENT



O T T A W A

PRINTED BY CHARLES HENRY PARMELEE, PRINTER TO THE KING'S MOST
EXCELLENT MAJESTY

1911

GENERAL INDEX

PART I.—CANADIAN TRADE:—

Imports into and Exports from Canada.
(Itemized and General Statements.)

PART II.—CANADIAN TRADE:—

1. With France.
2. With Germany.
3. With United Kingdom.
4. With United States.

PART III.—CANADIAN TRADE:—

With Foreign Countries
(Except France, Germany, United Kingdom and United States.)

PART IV.—CANADIAN TRADE:—

MISCELLANEOUS INFORMATION—

1. Annuities.
2. Bounties.
3. Chinese Immigration.
4. Lumber and Staple Products.
5. Revenue and Expenditure of Department of Trade and Commerce.
6. Statistical Record of the Progress of Canada.
7. Tonnage Tables.
8. Trade Commissioner Service.

PART V.—Grain Statistics.

PART VI.—Subsidized Steamship Services.

PART VII.—Trade of Foreign Countries and Treaties and Conventions.

INDEX.

PART V.

GRAIN STATISTICS.

A.	Table No.	Pages.
American vessels—		
List of.....	25	53-4
Capacity of.....	25	53-4
Quantity of grain carried.....	25	53-4
Acreage under crop—		
Manitoba.....	26	55
Saskatchewan.....	26	55
Alberta.....	26	55
Ontario.....	28	57-8
Quebec.....	28	57-8
New Brunswick.....	28	57-8
Nova Scotia.....	28	57-8
Prince Edward Island.....	28	57-8
B.		
Barley—World's production.....	33	6970
Barley—Exported from Canada, by countries.....	39	79
C.		
Canadian wheat in transit from U.S. ports.....	23	50
Canadian flour in transit from U.S. ports.....	23	50
Canadian vessels—		
List of.....	25	52-3
Capacity of.....	25	52-3
Quantity of grain carried by.....	25	52-3
Cars, inspected by Trades Westean Division.....	10	21-3
" number inspected by railroads.....	10	24
E.		
Eastern Division—Quantity inspected:		
Kingston.....	1	7-10
Peterborough.....	1	7-10
Toronto.....	1	7-10
Montreal.....	9	7-10
Eastern Inspection Division, number of vessels and cars inspected.....	1	20
Elevators—		
Number of in Western Grain Inspection Division.....	3	14
Capacity in Western Grain Inspection Division.....	3	14
Country, number and capacity of.....	3	14
Terminal, number and capacity of.....	3	14
License, number of, comparatively.....	6	15
On the several lines of railway, number and capacity of same.....	5	15
Licenses issued, comparatively.....	6	15
Interior, grain handled by.....	7	18
Number of in Eastern Grain Inspection Division.....	8	19
Elevators. Terminal, Receipts of grain, comparative statement of.....	14	28
Elevators. Terminal, Receipts of grain, comparative statement of, by months..	16	29
Elevators. Terminal, Shipments of grain, comparative statement of.....	15	28
Elevators. Terminal, Shipments of grain, comparative statement of, by month.	16	30
Elevators—Eastern transfer, receipts and shipments by months.....	17	31
Expenditure—Western Division.....	36	73
Eastern Division.....	36	73
Exports—Wheat by countries.....	37	74-5
Exports—Oats by countries.....	38	76-7
Exports—Barley by countries.....	39	77-8
Exports—Wheat flour by countries.....	41	83
Exports of grain, quantities and values from principal countries.....	41	80-82

	Table No.	Pages.
F.		
Fees—Inspection accrued comparatively.....	1	11
Fees—Weighing in Manitoba Inspection Division.....	2	13
Fees—Weighing in Eastern Inspection Division.....	2	13
Inspection of grain per car.....	35	72
Weighing of grain, per car.....	35	72
Inspection of hay, per ton.....	35	72
Flour and meal.....	35	72
Flour—Canadian in transit through U.S. ports.....	23	50
G.		
Grain—Quantity inspected:		
Eastern Division.....	1	1-10
Western Division.....	1	1-10
Grain—Total weighed in Manitoba Inspection Division.....	2	13
Grain—Total weighed in Eastern Inspection Division.....	2	13
Goderich—Total grain weighed.....	2	13
Goderich—Weighing fee.....	2	13
Grain—		
Handled by interior elevators.....	7	18
Shipped over loading platforms.....	7	18
Shipments of, from Fort William and Port Arthur to lake ports by vessel for season of navigation.....	18	32-37
Shipments of, by vessel and rail for crop years.....	19	38-41
Shipments of, from Fort William and Port Arthur to lake ports, by vessel for crop years.....	20	42-46
Shipments of, from Winnipeg and other point in the West by the all-rail route.....	21	47
Exports of, from Canadian ports, for calendar years.....	22	48-49
U.S. exports from the port of Montreal, Halifax and Vancouver.....	22	48-49
Quantity carried by Canadian vessels.....	25	52-53
Quantity carried by American vessels.....	25	53-54
Production by Provinces from 1900 to 1910.....	30	61-64
I.		
Inspection of staples—revenue accrued.....	34	71
Inspection of grain;—fee chargeable per car.....	35	72
Inspection of hay;—fee chargeable per ton.....	35	72
Illustrations, list of.....	..	95
K.		
Kingston—Quantity inspected.....	1	1-10
Kingston—Fees accrued.....	1	11
L.		
License—Elevators, comparative statement of.....	4	14
Licenses—Number issued.....	6	15
Elevators, country, transfer and terminal.....	6	15
Space in elevators.....	5	15
Commission merchants.....	6	15
Track buyers.....	6	15
Loading—Platforms, grain shipped over.....	7	18
List of illustrations.....	..	95
M.		
Montreal—Quantity inspected.....	1	1-10
Montreal—Fees accrued.....	1	11
Midland—Total grain weighed.....	2	13
Midland—Weighing fees.....	2	13
O.		
Owen Sound—Total grain weighed.....	2	13
Owen Sound—Weighing fees.....	2	13
Oats—World's production.....	32	67-8
Oats—Exported from Canada, by Countries.....	38	76-7

P.	Table No.	Pages.
Peterborough—		
Quantity inspected	1	1-10
Fees accrued.....	1	11
Total grain weighed.....	2	13
Point Edward—Total grain weighed.....	2	13
Point Edward—Weighing fees.....	2	13
Peterborough—Weighing fees.....	2	13
Prices of wheat at Winnipeg.....	12	26
Production of grain by Provinces, from 1900 to 1910.....	30	61-64
Production—		
Worlds wheat	31	65-6
Worlds oats.....	32	67-8
Worlds barley.....	33	69-70
R.		
Receipts—		
Grain at terminal elevators, comparative statement of	14	28
At terminal elevators, by months.....	16	29
Eastern transfer elevators, by months	17	31
Rates—On grain by vessel from Fort William and Port Arthur to Georgian Bay ports.....	24	51
Revenue—Accrued from inspection of staples and general inspection branch.....	34	71
Revenue—Western division	36	73
Revenue—Eastern division	36	73
Rates—		
Freight by rail C.P.R. to Fort William and Port Arthur.....	42	84
Freight by rail, C.N.R. to Port Arthur.....	42	85
Freight by rail, G.T.P. to Fort William and Port Arthur.....	42	86
Freight by rail, G.N.R. to Duluth.....	42	86
Freight by rail, C.P.R. from Fort William and Port Arthur, to points in the East.....	42	87-8
Freight by rail, C.P.R. from Georgian Bay and Lake Ports to Eastern points..	42	89
Freight by rail, G.T.R. from Georgian Bay and Lake ports to Eastern points.....	42	90
Freight by rail, C.P.R. from stations in Alberta, west for export.....	42	91-3
S.		
Surveys—Number of held at Winnipeg.....	13	27
Shipments—		
From terminal elevators, comparative statement of	15	28
From terminal elevators, by months.....	16	30
From Eastern transfer elevators, by months	17	31
Grain from Fort William and Port Arthur to Georgian Bay Ports by vessel for seasons of navigation.....	18	32-7
Of grain by vessel and rail, for crop years.....	19	38-41
By vessel from Fort William and Port Arthur to lake ports, for the crop year	20	42-6
Grain from Winnipeg and other points in the west, by the all rail-route.....	21	47
T.		
Toronto—		
Quantity inspected	1	1-10
Fees accrued.....	1	1-10
Total grain inspected, comparatively.....	1	10-12
Total grain weighed in Manitoba inspection division.....	2	13
Total grain weighed in Eastern inspection division.....	2	13
V.		
Vessels—		
Canadian, list of	25	52-3
Canadian, capacity of	25	53-3
Canadian, quantity of grain carried by.....	25	52-3
American list of.....	25	53-4
American, capacity of.....	25	53-4
American, quantity of grain carried by.....	25	53-4

	Table No.	Pages.
W.		
Western Division—Quantity grain inspected.....	1	1-10
Weighed—Grain in Manitoba Inspection Division.....	2	13
Weighed—Grain in Eastern Inspection Division.....	2	13
Warehouses—Number and capacity of.....	3	14
Western Division—Number of cars inspected by grades.....	10	21-4
Western Division—Number of cars inspected by railroads.....	10	24
Western Division—Recapitulation, No. of cars and quantity inspected.....	11	25
Wheat—Canadian, in transit from the following U.S. ports.....	23	50
Worlds production.....	31	65-66
Exported from Canada by countries.....	37	74-5
Wheat Flour—Exported from Canada by countries.....	40	80-2
Y.		
Yield, per acre—		
Manitoba.....	27	56
Saskatchewan.....	27	56
Alberta.....	27	56
Ontario.....	29	59-60
Quebec.....	29	59-60
New Brunswick.....	29	59-60
Nova Scotia.....	29	59-60
Prince Edward Island.....	29	59-60

INSPECTION AND WEIGHING OF GRAIN UNDER PROVISIONS OF
 CHAP. 85, REVISED STATUTES OF CANADA, 1906, AND
 AMENDMENTS THERETO.

No. 1.—STATEMENT showing Quantity of Wheat and other Grain inspected and
 Fees collected on same for Year ended March 31, 1910.

GRADES.	EASTERN INSPECTION DIVISION.					Manitoba Inspection Division.	Grand Total.
	Kingston.	Peter- borough.	Toronto.	Montreal.	Total.		
	Bush.	Bush.	Bush.	Bush.	Bush.	Bush.	Bush.
Wheat, spring—							
Manitoba Hard No. 1.						282,150	282,150
Hard White Fife No. 1						6,330	6,330
Northern—							
No. 1.						29,215,140	29,215,140
No. 2.						29,243,310	29,243,310
No. 3.						12,961,605	12,961,605
Spring—							
No. 2.		589			589		589
No. 3.	800				800		800
Rejected.						1,921,020	1,921,020
Rejected No. 1.						2,353,265	2,353,265
Rejected No. 2.						1,911,865	1,911,865
No grade.	9,972				9,972	524,310	534,282
Condemned.						35,070	35,070
Manitoba rejected.			2,000		2,000		2,000
Goose—							
No. 2.			2,500		2,500	1,065	3,565
Rejected.			666		666		666
Macaroni No. 1.				329,000	329,000		329,000
Durum No. 1.							
Commercial grades.—							
No. 4.						3,206,175	3,206,175
No. 5.						759,390	759,390
No. 6.						249,915	249,915
Feed.						70,755	70,755
" No. 2.							
No established grade						18,015	18,015
Total Spring wheat..	10,772	589	5,166	329,000	345,527	82,759,380	83,104,907
Wheat, winter—							
Red Winter—							
No. 1.			4,083		4,083		4,083
No. 2.		1,703	25,420		27,123		27,123
No. 3.							
No grade.							
Rejected.							
Commercial grade.							
American Red Winter							
No. 2.				339,800	339,800		339,800
White Winter—							
No. 1.		805	6,424		7,229		7,229
No. 2.	9,000	49,153	371,489		429,642		429,642
No. 3.		1,000	1,000		2,000		2,000
No grade.							
Rejected.			8,733		8,733		8,733
Commercial grade.							
Mixed Winter—							
No. 1.			2,175		2,175	4,260	6,435
No. 2.		12,759	73,934		86,693	13,770	100,463
No. 3.		1,667			1,667	6,330	7,997
No grade.			1,500		1,500		1,500
Rejected.			13,330		13,330		13,330
Commercial grade.							

1 GEORGE V., A. 1911

No. 1.—STATEMENT showing Quantity of Wheat and other Grain inspected and Fees collected, &c.—Continued.

GRADES.	EASTERN INSPECTION DIVISION.					Manitoba Inspection Division.	Grand Total.
	Kingston.	Peter- borough.	Toronto.	Montreal.	Total.		
	Bush.	Bush.	Bush.	Bush.	Bush.	Bush.	Bush.
Wheat, Winter— <i>Con.</i> American Hard Winter —No. 2.....				184,400	184,400		184,400
Alberta Red Winter—							
No. 1.....						58,455	58,455
No. 2.....						296,505	296,505
No. 3.....						363,960	363,960
No. 4.....							
No grade.....							
Rejected.....							
Alberta White Winter—							
No. 1.....						6,375	6,375
No. 2.....						8,445	8,445
No. 3.....						8,460	8,460
No. 4.....						5,325	5,325
Rejected No. 1.....						31,785	31,785
Rejected No. 2.....						13,755	13,755
Rejected.....						6,345	6,345
No grade.....						3,195	3,195
Commercial grades—							
No. 4.....						221,130	221,130
No. 5.....						127,485	127,485
No. 6.....							
Feed.....							
Feed No. 2.....							
Total winter wheat ..	9,000	67,087	508,088	524,200	1,108,375	1,175,580	2,283,955
Grand total, wheat..	19,772	67,676	513,254	853,200	1,453,902	83,934,960	85,388,862
Indian corn—							
American—							
No. 2.....			1,171	393,503	394,674		394,674
No. 3.....			5,199	4,315	9,514		9,514
No grade.....							
Rejected.....			892	1,600	2,492		2,492
Condemned.....							
Canadian—							
No. 2 mixed.....			8,370		8,370		8,370
No. 3 mixed.....							
No. 2 yellow.....							
Rejected yellow.....			900		900		900
Total Indian corn....			16,532	399,418	415,950		415,950
Oats—							
No. 1.....			5,296	2,757	8,053		8,053
No. 2.....	13,900	36,655	279,056	75,811	405,422		405,422
No. 3.....		1,558	249,476	201,154	452,188		452,188
No. 4.....				72,600	72,600		72,600
Canadian Western—							
No. 1, extra.....						1,800	1,800
No. 1.....						2,144,800	2,144,800
No. 2.....						18,984,800	18,984,800
No. 3.....						2,412,800	2,412,800
No. 2 black.....						3,800	3,800
No. 2 mixed.....						99,400	99,400
Feed extra No. 1.....						2,504,700	2,504,700
Feed No. 1.....						1,084,500	1,084,500
Feed No. 2.....						755,100	755,100
Rejected, C.W.....			15,596		15,596	444,800	460,396
No grade.....		282,796	1,324		284,120	160,400	444,520

SESSIONAL PAPER No. 10d

No. 1.—STATEMENT showing Quantity of Wheat and other Grain inspected and Fees collected, &c.—Continued.

GRADES.	EASTERN INSPECTION DIVISION.					Manitoba Inspection Division.	Grand Total.
	Kingston.	Peter- borough.	Toronto.	Montreal.	Total.		
	Bush.	Bush.	Bush.	Bush.	Bush.	Bush.	Bush.
Oats—Con.							
Condemned.....						18,100	18,100
Sampling.....	31,350				31,350		31,350
Rejected.....			62,589	28,690	91,279		91,279
Total oats.....	45,250	321,009	613,337	381,012	1,360,608	28,615,000	29,975,608
Buckwheat—							
No. 1.....				26,321	26,321		26,321
No. 2.....	34,423	195,788	441,450	458,209	1,129,870		1,129,870
No. 3.....			2,083	12,508	14,591		14,591
No grade.....	7,300			249,645	256,945		256,945
Rejected.....			21,005	11,619	32,624		32,624
Total buckwheat..	41,723	195,788	464,538	758,302	1,460,351		1,460,351
Barley—							
No. 1.....			1,250		1,250		1,250
No. 2.....		860	20,046		20,906		20,906
No. 3, extra.....		3,984	96,574	6,439	106,997	55,200	162,197
No. 3.....	2,800	5,150	112,707	6,254	126,911	2,468,400	2,595,311
No. 4.....			937	1,331	2,268	1,297,200	1,299,468
Feed.....	1,000				1,000	30,000	31,000
Rejected.....			13,404	800	14,204	340,800	355,004
Manitoba rejected..							
No grade.....						37,200	37,200
Condemned.....						1,200	1,200
Sampling.....							
Total barley.....	3,800	9,994	244,918	14,824	273,536	4,230,000	4,503,536
Speltz—							
No. 1.....							
Rejected.....							
Total speltz.....							
Rye—							
No. 1.....						21,600	21,600
No. 2.....	9,076	5,658	71,665		86,399	3,600	89,999
No. 3.....							
Rejected.....							
Condemned.....							
No grade.....							
U. S. No. 2.....							
Total rye.....	9,076	5,658	71,665		86,399	25,200	111,599
Flaxseed—							
No. 1, N.W.....						3,164,000	3,164,000
No. 1, M.....						223,000	223,000
No grade.....						54,000	54,000
Rejected.....						58,000	58,000
Sampling.....							
Condemned.....						10,000	10,000
Total flaxseed..						3,509,000	3,509,000

1 GEORGE V., A. 1911

No. 1.—STATEMENT showing Quantity of Wheat and other Grain inspected and Fees collected, &c.—*Concluded.*

GRADES.	EASTERN INSPECTION DIVISION.					Manitoba Inspection Division.	Grand Total.
	Kingston.	Peter- borough.	Toronto.	Montreal.	Total.		
	Bush.	Bush.	Bush.	Bush.	Bush.		
Peas—							
No. 1.....			12,811		12,811		12,811
No. 2.....		666	177,059	38,484	216,209		216,209
No. 3.....		1,235	3,700		4,935		4,935
No. 2M. Fat.....							
No. 3 M. Fat.....							
Total peas.....		1,901	193,570	38,484	233,955		233,955

RECAPITULATION.

Wheat.....	19,772	67,676	513,254	853,200	1,453,902	83,934,960	85,388,862
Corn.....			16,532	399,418	415,950		415,950
Oats.....	45,250	321,009	613,337	381,012	1,360,608	28,615,000	29,975,608
Buckwheat.....	41,723	195,788	464,538	758,302	1,460,351		1,460,351
Barley.....	3,800	9,994	244,918	14,824	273,536	4,230,000	4,503,536
Speltz.....							
Rye.....	9,076	5,658	71,665		86,399	25,200	111,599
Flaxseed.....						3,509,000	3,509,000
Peas.....		1,901	193,570	38,484	233,955		233,955
Total grain, 1909-10....	119,621	602,026	2,117,814	2,445,240	5,284,701	120,314,160	125,598,861
1908-09.....	153,246	1,307,354	6,957,651	3,722,797	12,141,048	101,715,150	113,856,198
1907-08.....	276,811	1,034,390	2,811,794	5,643,351	9,766,346	98,152,640	107,918,986
1906-07 (9 mos.).....	332,767	762,007	5,038,664	3,848,329	9,981,767	57,840,130	67,821,897
1905-06.....	542,013	610,092	5,017,593	6,707,687	12,877,385	70,414,030	83,291,415
1904-05.....	760,982	1,990,368	2,873,901	9,922,001	15,547,252	44,404,460	59,951,712
1903-04.....	1,645,864	3,646,759	7,714,452	9,846,777	22,853,852	39,999,752	62,853,604
1902-03.....	1,425,091	1,215,600	11,875,805	10,548,407	25,064,903	36,943,832	62,008,735
1901-02.....	1,077,132	712,544	8,641,931	8,201,039	18,632,646	35,122,532	53,755,178
1900-01.....		2,502,782	9,403,867	24,289,290	36,195,939	10,178,257	46,374,196
1899-00.....		1,521,888	4,220,711	22,534,007	28,276,606	21,921,579	50,198,185
1898-99.....	1,372,731		4,354,863	34,018,327	39,745,921	22,275,937	62,021,858
1897-98.....	763,273		3,392,267	36,112,140	40,267,685	19,592,994	59,860,679
1896-97.....	504,595		3,933,995	18,916,013	23,354,603	21,175,495	44,530,098
1895-96.....	329,866		1,412,876	6,361,453	8,104,195	29,416,181	37,520,376
1894-95.....	484,154		1,955,175	13,462,241	15,901,570	12,407,190	28,308,760
1893-94.....	427,069		1,539,232	23,893,307	25,859,608	12,465,583	38,325,191

SESSIONAL PAPER No. 10d

No. 1.—INSPECTION Fees Accrued.

GRADES.	EASTERN INSPECTION DIVISION.					Manitoba Inspection Division.	Grand Total.
	Kingston.	Peter- borough.	Toronto.	Montreal.	Total.		
	\$ cts.	\$ cts.	\$ cts.	\$ cts.	\$ cts.	\$ cts.	\$ cts.
1893-94.....	274 65		2,905 63	10,687 35	13,867 63	13,705 40	27,573 03
1894-95.....	280 10		2,365 00	7,314 25	9,959 35	13,214 50	23,173 85
1895-96.....	208 50		2,423 07	3,317 45	5,949 02	22,269 30	28,218 32
1896-97.....	277 70		3,008 07	9,937 45	13,223 22	21,101 05	34,324 27
1897-98.....	342 75		3,750 40	14,780 22	18,873 37	18,555 40	37,458 77
1898-99.....	295 60		4,654 80	12,018 40	16,968 80	17,515 50	34,484 30
1899-00.....		638 30	4,553 40	9,579 38	14,771 08	14,630 55	29,401 63
1900-01.....		1,200 80	7,250 70	12,338 20	20,789 70	6,381 20	27,170 90
1901-02.....	570 37	343 80	4,019 58	4,035 45	8,969 20	21,516 80	30,486 00
1902-03.....	721 86	533 55	4,939 70	4,794 80	10,989 91	44,762 66	55,752 57
1903-04.....	732 99	1,219 60	3,111 68	4,557 40	9,621 67	31,209 90	40,831 57
1904-05.....	369 07	680 70	1,321 51	4,803 95	7,175 23	32,643 90	39,819 13
1905-06.....	256 82	240 75	2,478 28	3,214 74	6,190 59	56,222 39	62,412 98
1906-07 (9 mos.).....	166 80	275 60	2,384 77	1,785 65	4,612 82	39,372 60	43,985 42
1907-08.....	131 63	384 40	1,335 55	2,714 40	4,565 98	70,218 30	74,784 28
1908-09.....	69 30	425 40	3,324 70	1,786 80	5,606 20	77,343 37	82,949 57
1909-10.....	95 84	287 20	1,045 86	1,184 00	2,612 70	94,154 15	96,766 85

No. 1.—Different Kinds of Grain Inspected for the following Fiscal Years.

	Wheat.	Indian Corn.	Oats.	Buckwheat	Barley.	Speltz.	Rye.	Flaxseed.	Peas.	Total.
	Bush.	Bush.	Bush.	Bush.	Bush.	Bush.	Bush.	Bush.	Bush.	Bush.
Totals, 1893-4	17,010,290	2,483,100	13,278,829	819,154	821,545	421,007	421,007	3,491,266	3,491,266	33,325,191
" 1894-95	14,180,433	6,521,585	3,765,347	547,808	506,073	78,764	78,764	2,708,150	2,708,150	28,308,760
" 1895-96	28,215,715	2,267,757	3,896,646	747,804	978,663	20,978	20,978	1,392,813	1,392,813	37,520,376
" 1896-97	21,357,641	5,886,296	9,808,023	711,460	835,181	515,114	515,114	5,416,383	5,416,383	44,530,098
" 1897-98	25,489,146	15,392,432	13,403,220	765,366	338,279	1,543,722	1,543,722	714	2,927,800	59,860,679
" 1898-99	27,147,163	17,850,014	12,956,264	321,700	257,185	578,459	578,459	2,911,073	2,911,073	62,021,858
" 1899-00	23,231,690	10,643,478	9,703,850	381,223	2,746,106	593,842	593,842	42,500	2,855,496	50,198,185
" 1900-01	17,665,455	11,397,689	11,253,367	479,668	1,775,583	713,741	713,741	24,285	3,064,408	46,374,196
" 1901-02	37,629,593	1,986,380	9,244,485	542,254	1,131,027	620,891	620,891	95,000	2,505,548	53,755,178
" 1902-03	39,916,373	2,560,661	14,230,859	472,568	1,947,889	7,083	1,248,428	426,536	1,198,338	62,008,735
" 1903-04	38,685,340	5,091,043	14,045,434	615,902	2,345,992	2,375	255,557	606,507	1,205,454	62,553,604
" 1904-05	41,166,589	5,970,674	9,630,038	741,041	1,548,828	1,000	55,592	306,000	531,950	59,351,712
" 1905-06	64,437,497	2,875,819	11,315,804	871,755	2,679,585	1,000	46,971	494,000	568,924	83,291,415
" 1906-07 (9 mos.)	48,363,803	2,510,919	12,339,557	702,071	2,837,948	1,200	49,563	602,000	414,806	67,821,897
" 1907-08	74,845,424	4,227,324	21,930,729	651,482	4,017,953	1,000	36,351	1,616,000	592,723	107,918,986
" 1908-09	80,878,603	276,853	23,578,573	883,256	5,013,150	313,559	313,559	2,118,000	794,174	113,856,198
" 1909-10	85,388,862	415,950	29,975,608	1,460,351	4,563,536	111,599	111,599	3,509,000	233,955	125,598,861

No. 2.—STATEMENT showing Quantity of the Various kinds of Grain Weighed in the Manitoba and Eastern Inspection Divisions for the Fiscal Years hereinafter enumerated.

TOTAL GRAIN WEIGHED.—MANITOBA INSPECTION DIVISION.

Districts.	Wheat.	Indian Corn.	Oats.	Screenings.	Barley.	Speltz.	Ryc.	Flaxseed.	Pears.	Totals.	Weighing Fees.
	Bush.	Bush.	Bush.	Bush.	Bush.	Bush.	Bush.	Bush.	Bush.	Bush.	\$ cts.
Manitoba Inspection Division—											
1901-02.....	26,178,764		372,455		16,152					26,567,371	25,360, 30
1902-03.....	38,392,671		910,927		89,156			43,821		39,442,575	38,645,716
1903-04.....	64,787,591		2,693,475		477,570	726		686,423		68,645,716	18,250 70
1904-05.....	72,376,570		3,828,069		554,878	694		611,322		77,371,533	19,777 05
1905-06.....	116,793,199		10,641,142		2,206,837	914	2,000	903,863		130,547,955	33,624 90
1906-07 (9 mos.).....	73,941,175		18,396,549		3,417,965		6,783	1,279,181		97,041,653	23,067 60
1907-08.....	46,979,713		10,705,100	27,321	1,353,656			640,689		59,706,479	41,979 75
1908-09.....	53,607,060		11,229,213	93,281	2,140,263			1,431,651		68,501,468	44,707 25
1909-10.....	55,901,512		13,967,192	157,983	2,354,262		4,165	3,075,615		77,460,669	54,783 90

TOTAL GRAIN WEIGHED.—EASTERN INSPECTION DIVISION.

Eastern Inspection Division—											
Godrich.....	3,391,963	22,520	2,417,032		44,861			342,488		6,218,864	1,612 88
Midland.....	1,338,756	493,734	2,569,490		164,551					4,566,531	1,070 40
Owen Sound.....	1,492,456		2,249,249		92,010		2,567			3,836,282	945 90
Point Edward.....	1,239,258		929,329		71,839		23,000	40,273		2,303,699	631 33
Peterborough.....	23,568		455,982							479,550	102 60
Totals, 1909-10.....	7,486,001	516,254	8,621,082		373,261		25,567	382,761		17,404,926	4,393 11
Totals, 1908-09.....	7,087,422	435,856	5,859,562		237,050			292,929		13,912,819	3,592 35
Totals, 1907-08.....	5,266,102	746,636	4,555,945		191,602			445,876		11,206,161	3,004 19
Totals, 1906-07 (9 mos.).....	3,094,030	182,732	2,321,501		58,199			219,269		5,885,731	1,589 40
Totals, 1905-06.....	4,009,746	236,599	1,935,152		38,282			139,400		6,359,179	1,818 25
Totals, 1904-05.....	5,742,641	18,202	448,455		20,497			32,600		6,262,395	*379 20

* Approximately.

MISCELLANEOUS GRAIN STATISTICS.

No. 3.—STATEMENT respecting Grain Elevators in Operation in Western Grain Inspection Division of Canada.

	1905-6.		1906-7.		1907-8.	
	No.	Capacity. in Bushels.	No.	Capacity. in Bushels.	No.	Capacity. in Bushels.
Public country elevators.....	1,055	31,560,700	1,212	36,597,200	1,305	39,777,000
Warehouses.....	53		52		36	
Terminal elevators.....	10		9		13	
Totals.....	1,118	50,690,700	1,273	55,222,200	1,354	58,535,700

	1908-9.		1909-10.		1910-11.	
	No.	Capacity. in Bushels.	No.	Capacity in Bushels.	No.	Capacity in Bushels.
Public country elevators.....	1,416	43,037,400	1,766	54,460,400	1,866	57,487,300
Warehouses.....	41		38		32	
Terminal elevators and milling elevators	12		16		19	
Totals.....	1,469	63,190,100	1,820	77,901,100	1,917	84,927,700

No. 4.—COMPARATIVE STATEMENT of Elevators operated under License for the Eleven Years ended August 31, 1911.

Crop Year.	No. of Elevators.	No. of Ware- houses.	Totals.	Increase.	Storage
					Capacity.
					Bushels.
1900-1.....	426	97	523	18,879,352
1901-2.....	545	85	630	107	23,099,000
1902-3.....	740	82	822	192	30,356,400
1903-4.....	918	64	982	160	41,186,000
1904-5.....	976	46	1,022	41	46,953,630
1905-6.....	1,065	53	1,118	96	50,690,700
1906-7.....	1,221	52	1,273	155	55,222,200
1907-8.....	1,318	36	1,354	81	58,535,700
1908-9.....	1,428	41	1,469	115	63,190,100
1909-10.....	1,782	38	1,820	351	77,901,100
1910-11.....	1,885	32	1,917	97	84,927,700

SESSIONAL PAPER No. 10d

No. 5.—STATEMENT showing lines of Railways on which Elevators and Warehouses are operated, with number and capacity on each, for 1909-10 and 1910-11.

—	1909-10.				1910-11.			
	No. of Elevators.	No. of Warehouses.	Totals.	Capacity.	No. of Elevators.	No. of Warehouses.	Totals.	Capacity.
			No.	Bushels.			No.	Bushels.
C.P.R.—Manitoba.....	436	2	438	14,090,000	439	4	443	14,574,000
Saskatchewan.....	547	4	551	16,267,500	576	1	577	17,204,500
Alberta.....	183	15	198	6,588,400	196	11	207	7,050,500
British Columbia..	5	1	6	376,000	5	2	7	379,000
C.N.R.—Manitoba.....	213	9	222	6,142,500	218	8	226	5,765,800
Saskatchewan.....	213	5	218	5,805,000	233	4	237	6,418,500
Alberta.....	34	2	36	1,132,000	35	2	37	1,179,000
G.T.P.—Manitoba.....	23	23	702,000	26	26	784,000
Saskatchewan.....	75	75	2,242,000	95	95	2,842,000
Alberta.....	12	12	360,000	18	18	535,000
G.N.R.—Manitoba.....	24	24	690,000	24	24	690,000
British Columbia..	1	1	65,000	1	1	65,000
C.P.R.—Ontario Terminals. Ontario milling elevators.....	13	13	14,940,700	14	14	15,625,400
C.N.R.....	3	3	8,500,000	4	4	8,565,000
G.T.P.....	1	1	3,250,000
Totals, Western Division	1,782	38	1,820	77,901,100	1,885	32	1,917	84,927,700
Eastern Transfer Elevators—								
C.P.R.—Ontario.....	5	5	3,035,000	6	6	5,535,000
G.T.R.—Ontario.....	8	8	8,249,000	11	11	10,000,000
C.P.R.—Quebec.....	4	4	3,081,000	4	4	3,000,000
C.P.R.—New Brunswick..	1	1	1,000,000	1	1	1,000,000
I.C.R.—New Brunswick..	1	1	500,000	1	1	500,000
I.C.R.—Nova Scotia.....	1	1	500,000	1	1	500,000
Totals, Transfer Elevators... Eastern Division.....	20	20	16,365,000	24	24	20,535,000
Grand totals.....	1,802	38	1,840	94,266,100	1,909	1,941	105,462,700

No. 6.—COMPARATIVE STATEMENT of Licenses Issued in the Western Grain Inspection Division for 1903-4, 1904-5, 1905-6, 1906-7, 1907-8, 1908-9, 1909-10 and 1910-11.

Kind of License.	No LICENSES ISSUED.							
	1903-04.	1094-05.	1906-07.	1907-08.	1907-08.	1908-09.	1909-10	1910-11.
Elevators and warehouses.....	982	1,022	1,118	1,327	1,363	1,495	1,841	1,766
Terminals and transfer elevators... }						26	31	36
Space in elevators.....	58	59	52	32	28	24	12	55
Commission merchants.....	36	65	69	72	71	71	76	75
Track buyers.....	16	119	121	154	158	140	149	130
Not licensed.....	35
Totals.....	1,092	1,265	1,360	1,585	1,620	1,756	2,109	2,097

AS CORRECTED TO DECEMBER 31, 1910.

1910-1911

Terminals.

The 15 Elevators classed as terminals and the three Ontario Elevators called milling elevators are owned and operated as follows:—

At Port Arthur, Ontario, the Canadian Northern Railway own two with a capacity of 3,750,000 and 3,250,000 bushels, respectively, which are operated by the Port Arthur Elevator Company; the Thunder Bay Elevator Company with a capacity of 1,500,000 bushels, and the National with a capacity of 65,000 bus.

There is also at Port Arthur, on the line of the Canadian Pacific Railway, the elevator of D. Horn & Co. with a capacity of 750,000 bushels.

At Fort William, Ontario, the Canadian Pacific Railway own and operate three with a respective capacity of 2,737,500, 2,458,000 and 2,234,900 bushels each.

The Empire Elevator Company has one of 1,750,000 bushels capacity, the Consolidated Elevator Company one of 1,750,000 bushels, the Ogilvie Flour Mills Co. one of 1,100,000 and Davidson, Smith & Co. one of 80,000 bushels capacity, Black & Muirhead one of 125,000 bushels capacity, the Western Terminal Elevator Co. one of 900,000 bushels capacity, and the Grand Trunk Pacific Railway own one of 3,250,000 bushels capacity, which is operated by an elevator company, bearing the same name.

At Keewatin, Ontario, the Lake of the Woods Milling Company have two milling elevators having a capacity of 750,000 and 550,000 bushels respectively, and at Kenora the Maple Leaf Flour Mills Company has one of 400,000 bushels capacity.


There are also the Eastern Transfer Elevators numbering 24 with a combined capacity of 20,535,000. They are situated at the Georgian Bay and Lake Huron Ports, Port Colborne, Kingston, Prescott, Montreal, Quebec, West St. John, St. John and Halifax.

The greater portion of the grain taken into the hundreds of smaller elevators in the West and also shipped from loading platforms at country points there, finds its way into the terminals at the head of Lake Superior, and is shipped from there to its ultimate destination, the bulk for the crop year going to Georgian Bay and Lake Huron Ports, Montreal, Kingston and Prescott, although over 25,217,525 went to Buffalo and other United States ports. In addition to this there was shipped to Duluth by rail over the Great Northern 4,658,920 bushels. This latter quantity would be shipped out in bond to Great Britain by way of Buffalo, Montreal, Kingston or Depot Harbour.


The total shipments by vessel and rail from Fort William and Port Arthur, since September, 1899, are shown elsewhere in statement No. 19, pages 38-41.

Interior or Country Elevators.


In the three provinces of Manitoba, Saskatchewan and Alberta (including six for British Columbia) there are 1,867 elevators; one has a capacity of 400,000 bushels, one 330,000 bushels, one 300,000, three 250,000 bushels, one 235,000



Prairie Wheat in Shocks.



Threshing by Steam Power.



Threshing by Gasoline Engine.



Loading platform.



Grain cars at Loading platform.



Country Elevator.



County Elevator.



Train of Grain Cars (Hauling Grain from interior Elevator.)

SESSIONAL PAPER No. 10d

bushels, one at 215,000 bushels, one at 200,000 bushels, one at 160,000 bushels, two at 150,000 bushels, two at 125,000 bushels, two at 110,000 bushels, one at 103,000 and five at 100,000 bushels capacity.

They run all the way from 4,000 to 400,000 but the bulk of them are of 25,000 or 30,000 bushels capacity. Excluding the twenty-two (22) that run from 100,000 upwards the average for the remaining 1,845 would be 28,870 bushels capacity.

Warehouses.

The 32 warehouses now operated or built have a total capacity of 304,500 bushels, the one with the greatest capacity containing 45,000 bushels and the least 2,000 bushels, the average capacity being 9,515 bushels.

No. 7.—STATEMENT showing quantity of each kind of grain handled by the Interior Elevators in the Provinces of Manitoba, Saskatchewan and Alberta with the line of railway on which they are located for Crop Year 1909-10, also totals for 1908-09. Also quantities shipped over loading platforms and total shipments.

CROP YEAR, 1909-10	QUANTITY OF GRAIN HANDLED BY ELEVATORS.													
	Wheat.			Oats.			Barley.			Flax.			Total Grain	
	Receipts.	Ship- ments.		Receipts.	Ship- ments.		Receipts.	Ship- ments.		Receipts.	Ship- ments.		Receipts.	Ship- ments.
C. P. R., Manitoba.....	Bush. 17,484,632	Bush. 17,191,591	Bush. 4,594,996	Bush. 2,094,763	Bush. 1,013,632	Bush. 1,014,744	Bush. 82,197	Bush. 82,227	Bush. 23,176,569	Bush. 22,648,778		Bush. 9,603,102	Bush. 9,435,731	
C. N. R. ".....	6,542,763	6,491,774	2,094,763	100,814	1,993,108	941,608	36,268	36,201	2,279,107	2,229,782		36,268	36,201	
G. N. R. ".....	1,909,245	1,897,692	127,401	54,395	19,318	19,421	992	993	486,841	485,918				
G. T. P. ".....	412,001	411,212	54,427											
Total.....	26,348,641	25,992,269	6,871,587	6,504,645	2,159,863	2,182,026	143,425	143,432	35,545,679	34,800,209				
C. P. R., Saskatchewan.....	30,239,309	30,056,150	11,071,402	10,549,946	334,514	334,514	2,529,266	2,517,771	44,174,491	43,446,500				
C. N. R. ".....	11,748,007	11,643,439	5,433,066	5,007,034	216,162	204,080	216,405	214,546	17,613,730	17,069,099				
G. T. P. ".....	2,846,098	2,834,518	873,294	814,313	18,589	18,608	53,754	53,667	3,791,735	3,721,106				
Total.....	44,833,504	44,534,107	17,377,762	16,371,293	569,265	545,381	2,799,425	2,785,984	65,579,956	64,236,765				
C. P. R., Alberta.....	6,029,727	5,474,343	5,007,088	4,333,453	512,772	406,817	99,252	93,896	11,648,839	10,308,509				
C. N. R. ".....	768,929	758,569	1,151,113	988,768	91,730	79,074	5,349	5,370	2,014,121	1,831,781				
G. T. P. ".....	127,713	128,473	153,774	148,478	10,395	8,118	3,999	3,967	295,881	289,036				
Total.....	6,923,369	6,361,385	6,311,975	5,470,699	614,897	494,009	108,600	103,233	13,958,841	12,429,326				
Manitoba.....	26,348,641	25,992,269	6,871,587	6,504,645	2,159,863	2,182,026	143,425	143,432	35,545,679	34,800,209				
Saskatchewan.....	44,833,504	44,534,107	17,377,762	16,371,293	569,265	545,381	2,799,425	2,785,984	65,579,956	64,236,765				
Alberta.....	6,923,369	6,361,385	6,311,975	5,470,699	614,897	494,009	108,600	103,233	13,958,841	12,429,326				
Total crop year, 1909-10.....	78,105,514	76,887,761	30,561,324	28,346,637	3,366,188	3,199,253	3,051,450	3,032,649	115,084,476	111,466,300				
Total crop year, 1908-09.....	59,043,270	59,134,614	18,952,447	18,884,658	2,378,123	2,382,943	1,776,076	1,769,260	82,149,916	82,171,475				
												Total		
												Shipped over loading platforms.....		
												Shipped from Elevators.....		
												Shipments.....		
												Total		
												Shipped over loading platforms.....		
												Shipped from Elevators.....		
												Shipments.....		
												Total		
												Shipped over loading platforms.....		
												Shipped from Elevators.....		
												Shipments.....		
												Total		
												Shipped over loading platforms.....		
												Shipped from Elevators.....		
												Shipments.....		
												Total		
												Shipped over loading platforms.....		
												Shipped from Elevators.....		
												Shipments.....		
												Total		
												Shipped over loading platforms.....		
												Shipped from Elevators.....		
												Shipments.....		
												Total		
												Shipped over loading platforms.....		
												Shipped from Elevators.....		
												Shipments.....		
												Total		
												Shipped over loading platforms.....		
												Shipped from Elevators.....		
												Shipments.....		
												Total		
												Shipped over loading platforms.....		
												Shipped from Elevators.....		
												Shipments.....		
												Total		
												Shipped over loading platforms.....		
												Shipped from Elevators.....		
												Shipments.....		
												Total		
												Shipped over loading platforms.....		
												Shipped from Elevators.....		
												Shipments.....		
												Total		
												Shipped over loading platforms.....		
												Shipped from Elevators.....		
												Shipments.....		
												Total		
												Shipped over loading platforms.....		
												Shipped from Elevators.....		
												Shipments.....		
												Total		
												Shipped over loading platforms.....		
												Shipped from Elevators.....		
												Shipments.....		
												Total		
												Shipped over loading platforms.....		
												Shipped from Elevators.....		
												Shipments.....		
												Total		
												Shipped over loading platforms.....		
												Shipped from Elevators.....		
												Shipments.....		
												Total		
												Shipped over loading platforms.....		
												Shipped from Elevators.....		
												Shipments.....		
												Total		
												Shipped over loading platforms.....		
												Shipped from Elevators.....		
												Shipments.....		
												Total		
												Shipped over loading platforms.....		
												Shipped from Elevators.....		
												Shipments.....		
												Total		
												Shipped over loading platforms.....		
												Shipped from Elevators.....		
												Shipments.....		
												Total		
												Shipped over loading platforms.....		
												Shipped from Elevators.....		
												Shipments.....		
												Total		
												Shipped over loading platforms.....		
												Shipped from Elevators.....		
												Shipments.....		
												Total		
												Shipped over loading platforms.....		
												Shipped from Elevators.....		
												Shipments.....		
												Total		
												Shipped over loading platforms.....		
												Shipped from Elevators.....		
												Shipments.....		
												Total		
												Shipped over loading platforms.....		
												Shipped from Elevators.....		
												Shipments.....		
												Total		
												Shipped over loading platforms.....		
												Shipped from Elevators.....		
												Shipments.....		
												Total		
												Shipped over loading platforms.....		
												Shipped from Elevators.....		
												Shipments.....		
												Total		
												Shipped over loading platforms.....		
												Shipped from Elevators.....		
												Shipments.....		
												Total		
												Shipped over loading platforms.....		
												Shipped from Elevators.....		
												Shipments.....		
												Total		
												Shipped over loading platforms.....		
												Shipped from Elevators.....		
												Shipments.....		
												Total		
												Shipped over loading platforms.....		
												Shipped from Elevators.....		
												Shipments.....		
												Total		
												Shipped over loading platforms.....		
												Shipped from Elevators.....		
												Shipments.....		
												Total		
												Shipped over loading platforms.....		
												Shipped from Elevators.....		
												Shipments.....		
												Total		
												Shipped over loading platforms.....		
												Shipped from Elevators.....		
												Shipments.....		
												Total		
												Shipped over loading platforms.....		
												Shipped from Elevators.....		
												Shipments.....		
												Total		
												Shipped over loading platforms.....		
												Shipped from Elevators.....		
												Shipments.....		
												Total		
												Shipped over loading platforms.....		
												Shipped from Elevators.....		
												Shipments.....		
												Total		
												Shipped over loading platforms.....		
												Shipped from Elevators.....		
												Shipments.....		
												Total		
												Shipped over loading platforms.....		
												Shipped from Elevators.....		
												Shipments.....		
												Total		
												Shipped over loading platforms.....		
												Shipped from Elevators.....		
												Shipments.....		
												Total		
												Shipped over loading platforms.....		
												Shipped from Elevators.....		
												Shipments.....		
												Total		
												Shipped over loading platforms.....		
												Shipped from Elevators.....		
												Shipments.....		
												Total		
												Shipped over loading platforms.....		
												Shipped from Elevators.....		
												Shipments.....		
												Total		
												Shipped over loading platforms.....		
												Shipped from Elevators.....		
												Shipments.....		
												Total		
												Shipped over loading platforms.....		
												Shipped from Elevators.....		
												Shipments.....		
												Total		
												Shipped over loading platforms.....		
												Shipped from Elevators.....		
												Shipments.....		
												Total		
												Shipped over loading platforms.....		
												Shipped from Elevators.....		
												Shipments.....		
												Total		
												Shipped over loading platforms.....		
												Shipped from Elevators.....		
												Shipments.....		
												Total		
												Shipped over loading platforms.....		
												Shipped from Elevators.....		
												Shipments.....		
												Total		
												Shipped over loading platforms.....		
												Shipped from Elevators.....		
												Shipments.....		
												Total		
												Shipped over loading platforms.....		
												Shipped from Elevators.....		
												Shipments.....		
												Total		
												Shipped over loading platforms.....		
												Shipped from Elevators.....		
												Shipments.....		
												Total		
												Shipped over loading platforms.....		
												Shipped from Elevators.....		
												Shipments.....		
												Total		
												Shipped over loading platforms.....		
												Shipped from Elevators.....		
												Shipments.....		
												Total		
												Shipped over loading platforms.....		
												Shipped from Elevators.....		
												Shipments.....		
												Total		
												Shipped over loading platforms.....		
												Shipped from Elevators.....		
												Shipments.....		
												Total		
												Shipped over loading platforms.....		
												Shipped from Elevators.....		
												Shipments.....		
												Total		
												Shipped over loading platforms.....		
												Shipped from Elevators.....		
												Shipments.....		
												Total		
												Shipped over loading platforms.....		
												Shipped from Elevators.....		
												Shipments.....		
												Total		
												Shipped over loading platforms.....		
												Shipped from Elevators.....		
												Shipments.....		
												Total		
												Shipped over loading platforms.....		
												Shipped from Elevators.....		
												Shipments.....		
												Total		
												Shipped over loading platforms.....		
												Shipped from Elevators.....		
												Shipments.....		
												Total		
												Shipped over loading platforms.....		
												Shipped from Elevators.....		
												Shipments.....		
												Total		
												Shipped over loading platforms.....		
												Shipped from Elevators.....		
												Shipments.....		
												Total		
												Shipped over loading platforms.....		
												Shipped from Elevators.....		
												Shipments.....		
												Total		
												Shipped over loading platforms.....		
												Shipped from Elevators.....		
												Shipments.....		
												Total		
												Shipped over loading platforms.....		
												Shipped from Elevators.....		
												Shipments.....		
												Total		
												Shipped over loading platforms.....		
												Shipped from Elevators.....		
												Shipments.....		
												Total		
												Shipped over loading platforms.....		
												Shipped from Elevators.....		
												Shipments.....		
												Total		
												Shipped over loading platforms.....		
												Shipped from Elevators.....		
												Shipments.....		
												Total		
												Shipped over loading platforms.....		
												Shipped from Elevators.....		
												Shipments.....		
												Total		
												Shipped over loading platforms.....		
												Shipped from Elevators.....		
												Shipments.....		
												Total		
												Shipped over loading platforms.....		
												Shipped from Elevators.....		
												Shipments.....		
												Total		
												Shipped over loading platforms.....		
												Shipped from Elevators.....		
												Shipments.....		

SESSIONAL PAPER No. 10d

No. 8.—STATEMENT showing Number of Elevators in Eastern Grain Inspection Division with Location and Capacity of same.

Location.	No.	Capacity. Bushels.
Collingwood.....	1	200,000
Goderich.....	2	500,000
		700,000
		800,000
Kingston.....	3	300,000
		235,000
Meaford.....	1	700,000
Midland.....	2	1,000,000
		1,200,000
Owen Sound.....	2	1,000,000
		500,000
Point Edward.....	1	500,000
		800,000
Port Colborne.....	2	75,000
Victoria Harbour.....	1	2,000,000
Prescott.....	1	1,000,000
Tiffin.....	2	2,400,000
Depot Harbour.....	1	2,000,000
Walkerville.....	1	300,000
Coteau Landing.....	1	500,000
		1,000,000
		500,000
Montreal.....	5	500,000
		1,000,000
		250,000
Quebec.....	1	150,000
St. John, N.B.....	1	500,000
West St. John, N.B.....	1	1,000,000
Halifax.....	1	500,000
Totals.....	30	22,310,000

SESSIONAL PAPER No. 10d

No. 10.—STATEMENT showing Number of Cars of Grain and total quantities inspected at Winnipeg, and other points in the West, by grades, for the Crop Year ending August 31, 1905, 1906, 1907, 1908, 1909 and 1910. (Crops 1904, 1905, 1906, 1907, 1908 and 1909) with percentage of each grade for last three years.

	Crop Year 1905.	Crop Year 1906.	Crop Year 1907.	Crop Year 1908.	Percentage Year Grade.	Crop Year 1909.	Percentage per Grade.	Crop Year 1910.	Percentage per Grade.
	No.	No.	No.	No.	Per cent.	No.	Per cent.	No.	Per cent.
Wheat spring—									
One Hard.....	176	651	4,008	143	29	147	22	282	32
One Northern.....	3,788	33,087	28,296	6,130	12.43	12,594	18.65	33,420	37.99
Two Northern.....	11,585	13,317	18,268	9,406	19.08	17,958	26.61	31,844	36.20
Three Northern.....	9,293	2,407	2,207	9,378	19.02	16,943	25.10	12,252	13.93
Four Extra.....	2,214	5							
Number four.....	3,086	275	474	5,054	10.25	6,531	9.68	2,618	2.98
Feed.....	1,068	4	60	3,207	8.33	657	.98	30	.03
Rejected One.....	631	3,623	5,047	567	1.15	2,498	3.70	2,64	2.64
Rejected Two.....	591	4,363	3,737	348	.71	2,482	3.68	1,918	2.18
No grade.....	2,279	518	706	2,878	5.84	1,517	2.25	4.84	.55
Rejected.....	603	2,432	4,641	910	1.85	1,857	2.75	2,000	2.27
Condemned.....	78	35	75	43	.09	30	.05	124	.15
No. Five.....	2,247	1		3,888	7.89	2,920	4.33	479	.54
No. Six.....				2,704	5.48	1,281	1.90	177	.20
Feed Two.....	233			3,654	7.38	53	0.07		
Goose Number Three.....		1	3	2	.01	17	.02	3	.02
Hard White Five.....			25	3		10	.01	18	
No established grade.....									
Screenings.....	40	9							
Total spring wheat.....	37,892	61,328	67,547	49,302	100.00	67,495	100.00	87,973	100.00
	39,786,600	64,394,400	72,275,290	51,707,100		70,869,750		93,691,245	
Wheat, winter—									
One Alberta Red.....		71	162	72	4.66	431	14.21	54	4.66
Two Alberta Red.....		12	124	229	14.82	783	25.81	301	26.03
Three Alberta Red.....			80	491	31.78	721	53.76	379	32.79
One White Winter.....		75	65	10	.65	24	.79	5	
Two White Winter.....		14	76	13	.84	84	1.78	3	
Three White Winter.....		6	17	27	1.75	51	1.68	5	
Four White Winter.....									
One Mixed Winter.....		24	25	8	.52	34	1.12	9	
Two Mixed Winter.....		4	10	13	.84	37	1.22	8	
Three Mixed Winter.....		1	5	7	.32	7	.23	2	
Rejected One.....			96	48	3.10	166	5.46	22	1.90
Two.....			109	27	1.75	152	5.01	8	0.70

No. 10.—STATEMENT showing the Number of Cars and total Quantities Inspected, &c.—Continued.

	Crop Year 1905.	Crop Year 1906.	Crop Year 1907.	Crop Year 1908.	Crop Year 1909.	Percentage per Grade.	Crop Year 1910.	Percentage per Grade.
	No.	No.	No.	No.	No.	Per cent.	No.	Per cent.
Wheat, winter—Concluded.								
No grade.....		4	11		8	.72	4	61
Rejected.....		19	2		5	.13	3	
Feed.....			19			1.23		
Feed Two.....			4			.26		
No. Four.....		17	270		342	17.47	220	19.03
" Five.....			271		219	17.54	129	11.16
" Six.....			25			1.62		
Total winter wheat.....	{ Cars.....	214	809	1 545	3 034	100.00	1 156	100.00
	{ Bush.....	224,700	865,630	1,022,250	3,185,700		1,231,140	
Total wheats.....	{ Cars.....	37,892	61,542	50,847	70,529		89,129	
	{ Bush.....	39,786,600	64,619,100	53,389,350	74,055,450		94,922,385	
Oats—								
Extra Number One.....	1	47	14	1	7	.01		
Number One Canadian Western.....	6	856	1,158	102	515	1.09		
Number Two Canadian Western.....	686	3,295	6,838	1,891	6,036	20.30	1,387	7.55
Number Three Canadian Western.....	494	864	947	807	929	49.39	12,755	69.30
Number Two white.....					5	7.60	1,549	8.43
" Three White.....					1	.05		
" One Mixed.....					1	.22		
" Two Mixed.....		161	230	20	60	.50	66	.36
" Three Mixed.....			2			.03	3	.02
" One Black.....					2			
" Two Black.....								
Feed, Extra Number One.....					2,208	18.06	1,209	6.58
" Number One.....					1,311	10.74	502	2.73
" Number Two.....					563	4.61	395	2.15
Rejected.....	552	285	437	6,037	254	2.08	412	2.25
No grade.....	76	242	313	431	304	4.63	104	.57
Condemned.....	9	18	18	23	22	.25	10	.06
Total Oats.....	{ Cars.....	1,824	5,768	9,312	12,220	100.00	18,392	100.00
	{ Bush.....	2,736,000	8,632,000	16,761,600	21,996,000		34,944,500	
Barley—								
Number Two.....	3	10	3	14		.64		
" Three Extra.....	8	101	81	9	106	3.55	48	1.24

SESSIONAL PAPER No. 10d

" Three.....	89	704	887	562	25 59	1,604	53 77	2,347	60 40
" Four.....	174	408	1,036	871	39 66	867	29 06	1,152	29 64
Rejected.....	90	114	229	382	17 39	251	8 42	293	7 54
No grade.....	26	20	26	117	5 33	77	2 58	29	7 5
Feed.....	231	10 52	77	2 58	16	40
Condemned.....	1	10	.46	1	.04	1	.03
Total Barley.....	390	1,357	2,263	2,196	100 00	2,983	100 00	3,886	100 00
	468,000	1,628,400	2,715,600	2,635,200		3,579,600		4,663,200	
Flaxseed—									
Number One N.W. Man.....	173	456	835	1,085	67 10	1,863	84 37	3,238	90 68
" " Manitoba.....	70	29	50	364	22 44	207	9 37	231	6 47
Rejected.....	27	14	18	154	9 60	56	2 54	56	1 57
No grade.....	18	3	5	13	.80	75	3 40	39	1 09
Condemned.....	1	1	.06	7	.32	7	.19
Total Flaxseed.....	288	503	908	1,617	100 00	2,208	100 00	3,571	100 00
	288,000	503,000	980,000	1,617,000		2,208,000		3,571,000	
Rye—									
Number One.....	3	20	44 45	9	52 94	18	94 74
" Two.....	5	2	1	11 11	7	41 18	1	5 26
" Three.....	3	33 33
No grade.....	1	11 11	1	5 88
Rejected.....
Condemned.....
Total Rye.....	8	22	9	100 00	17	100 00	19	100 00
	9,600	26,400	10,800		20,400		22,800	
Speltz—									
Rejected.....	2	1	1
	2,000	1,200	1,200		
Grain—									
Wheat.....	(Cars.....)	37 892	1905. 61 542	1906. 61 542	1907. 68 356	1908. 50 847	1909. 50 847	1910 89 129	77 52
	(Bush.....)	39,786,600	64,619,100	64,619,100	73,140,820	53,389,350	74,055,450	94,922,385	
Oats.....	(Cars.....)	1,824	5,768	5,768	9,957	9,312	12,220	18,392	15 99
	(Bush.....)	2,736,000	8,652,000	8,652,000	14,935,500	16,761,600	21,996,000	34,944,800	
Barley.....	(Cars.....)	390	1,357	1,357	2,263	2,196	2,983	3,886	3 38
	(Bush.....)	468,000	1,628,400	1,628,400	2,715,600	2,635,200	3,579,600	4,663,200	
Flaxseed.....	(Cars.....)	288	503	503	908	1,617	2,208	3,571	3 10
	(Bush.....)	288,000	503,000	503,000	908,000	1,617,000	2,208,000	3,571,000	
Rye.....	(Cars.....)	8	8	22	9	17	19	.01
	(Bush.....)	9,600	9,600	26,400	10,800	20,400	22,800	
Speltz.....	(Cars.....)	2	1
	(Bush.....)	2,000	1,200
Total Grain.....	(Cars.....)	40 396	69 178	69 178	81 507	63 982	87 957	114 997	100 00
	(Bush.....)	43,280,600	75,412,100	75,412,100	91,727,620	74,415,150	101,859,450	138,124,155	

Recapitulation.

No. 10.—STATEMENT showing the Number of Cars and total Quantities Inspected, &c.—Concluded.

SUMMARY BY RAILROADS.

	Crop Year 1905.	Crop Year 1906.	Crop Year 1907.	Crop Year 1908.	Crop Year 1909.	Crop Year 1910.	Percentage per Grade.
	Cars.	Cars.	Cars.	Cars.	Cars.	Cars.	Per cent.
Canadian Pacific Railway.....	32,238	55,680	62,740	43,361	55,154	67,728	58.89
Canadian Pacific Railway, Calgary.....	2,666	5,597	4,930	4.29
Canadian Northern Railway.....	8,158	13,498	18,767	16,532	21,851	32,799	28.53
Great Northern Railway, Duluth.....	1,423	3,536	4,089	3.55
Grand Trunk Pacific.....	1,819	5,451	4.74
Total.....	40,396	69,178	81,507	63,982	87,957	114,997	100.00

SESSIONAL PAPER No. 10d

No. 11.—Total number of Cars inspected at Winnipeg, and other points in the West, with the total quantity of each kind of Grain for the eleven years hereinafter enumerated.

Crop Year ending August 31.	WHEAT.		OATS.		BARLEY.		FLAX.		RYE.	
	Number of Cars.	Quantity.	Number of Cars.	Quantity.	Number of Cars.	Quantity.	Number of Cars.	Quantity.	Number of Cars.	Quantity.
1900.....	31,637	Bush. 26,258,710	763	Bush. 915,600	102	Bush. 102,000	73	Bush. 60,590	Bush.
1901.....	14,886	12,355,380	448	537,600	28	28,000	43	35,690
1902.....	53,708	45,651,800	3,338	4,005,600	308	308,000	146	131,400
1903.....	51,833	51,833,000	2,036	3,054,000	471	565,200	655	655,000
1904.....	38,473	40,396,650	1,129	1,693,500	161	193,200	536	536,000
1905.....	37,892	39,786,600	1,824	2,736,000	390	468,000	290	290,000
1906.....	61,542	64,619,100	5,768	8,652,000	1,357	1,628,400	503	503,000	8	9,600
1907.....	68,356	73,140,920	9,357	14,935,500	2,263	2,715,600	908	908,000	22	26,400
1908.....	50,847	53,389,350	9,312	16,761,600	2,196	2,635,200	1,607	1,617,000	10	10,000
1909.....	70,529	74,055,450	12,220	21,996,000	2,983	3,579,600	2,208	2,208,000	17	20,400
1910.....	89,129	94,922,385	18,392	34,944,800	3,886	4,663,200	3,571	3,571,000	19	22,800
The average capacity of cars, 1910, are	1,065 bush.		1,900 bush.		1,200 bush.		1,000 bush.		1,200 bush.	

SESSIONAL PAPER No. 10a

No. 13.—STATEMENT showing number of Surveys held on Cars of Grain at Winnipeg during the Crop Years ended August 31, 1908, 1909 and 1910.

Month.	Total No. of Cars Inspected.	Surveys Held.	Inspector's Grade Sustained.	Inspector's Grade not Sustained.
September, 1907.....	2,381	2	2
October, 1907.....	10,641	46	31	15
November, 1907.....	12,786	31	23	8
December, 1907.....	10,019	17	9	8
January, 1908.....	5,740	27	20	7
February, 1908.....	3,995	33	21	12
March, 1908.....	4,972	47	34	13
April, 1908.....	4,152	45	34	11
May, 1908.....	2,125	22	18	4
June, 1908.....	3,398	34	26	8
July, 1908.....	2,658	6	6
August, 1908.....	1,115	7	5	2
Totals.....	63,982	317	229	88
September, 1908.....	11,018	23	23
October, 1908.....	16,812	48	38	10
November, 1908.....	21,068	53	38	15
December, 1908.....	10,918	37	29	8
January, 1909.....	3,374	21	14	7
February, 1909.....	3,765	14	10	4
March, 1909.....	7,668	37	30	7
April, 1909.....	5,637	30	21	9
May, 1909.....	1,930	1	1
June, 1909.....	2,784	7	3	4
July, 1909.....	2,129	5	4	1
August, 1909.....	854
Totals.....	87,957	276	211	65
September, 1909.....	17,365	13	8	5
October, 1909.....	23,219	22	17	5
November, 1909.....	19,438	42	26	16
December, 1909.....	9,726	10	5	5
January, 1910.....	5,510	10	7	3
February, 1910.....	5,123	12	5	7
March, 1910.....	7,507	13	5	8
April, 1910.....	7,535	18	14	4
May, 1910.....	5,465	2	2
June, 1910.....	4,920	1	1
July, 1910.....	5,191	6	4	2
August, 1910.....	3,998	3	1	2
Totals.....	114,997	152	92	60

While the percentage of surveys held in 1908 and 1909 were quite low, those for 1910 are considerably lower, and those which show the "Inspector's grade not sustained" are remarkably low.

Considering the great number of cars inspected for the years above shown, and the variety of grades for each kind of grain, the small number of surveys held, and the low percentage of those not sustained, the results speak favourably for the manner in which the work of inspection is performed.

No. 14.—COMPARATIVE STATEMENT of Receipts of Grain at Terminal Elevators, Fort William and Port Arthur for the Crops of 1900, 1901, 1902, 1903, 1904, 1905, 1906, 1907, 1908, 1909 and 1910.

Crop Year to August 31.	Wheat.	Oats.	Barley.	Flax.	Totals.
	Bush.	Bush.	Bush.	Bush.	Bush.
1901.....	5,959,920	1,394		7,675	7,225,077
To Duluth.....	1,256,088				
1902.....	30,141,536	1,237,557	56,769	10,726	38,738,249
To Duluth.....	7,291,661				
1903.....	41,302,474	1,625,623	348,909	167,537	44,884,252
To Duluth.....	1,439,709				
1904.....	32,080,627	193,501	101,425	462,053	32,837,606
1905.....	31,508,617	832,664	259,310	169,761	32,770,352
1906.....	56,056,560	6,278,449	1,001,298	392,000	63,728,307
1907.....	60,553,693	13,012,106	1,869,181	796,191	76,231,171
1908.....	40,689,868	10,657,172	1,914,296	1,515,694	54,777,030
1909.....	58,088,727	15,031,400	2,498,174	2,110,668	77,728,969
1910.....	72,285,601	26,483,516	3,300,676	Rye, 4,999 3,360,800	105,435,592

No. 15.—COMPARATIVE STATEMENT showing Quantity of each kind of Grain Shipped from Fort William and Port Arthur, for the Crop Years herein-after enumerated.

Crop Year to August 31.	Wheat.	Oats.	Barley.	Flax.	Rye.	Totals.
	Bush.	Bush.	Bush.	Bush.	Bush.	Bush.
1900-01.....	6,468,511					6,468,511
1901-02.....	28,148,728	1,135,733	52,185	10,726		29,347,372
1902-03.....	41,487,536	1,619,487	322,377	115,446		43,544,846
1903-04.....	31,384,151	286,446	67,471	282,013		32,020,081
1904-05.....	29,669,107	767,933	265,002	271,296		30,973,338
1905-06.....	55,509,720	5,721,815	959,546	456,928		62,648,009
1906-07.....	54,849,649	12,744,736	1,839,177	753,307	9,010	70,195,879
1907-08.....	47,521,490	11,096,405	1,971,938	1,514,644	3,036	62,107,513
1908-09.....	58,193,198	15,048,353	2,490,679	2,033,334		77,765,564
1909-10.....	72,266,424	22,630,679	3,010,566	3,555,194	5,675	101,468,538

SESSIONAL PAPER No. 10d

No. 16.—STATEMENT showing Receipts and Shipments of Grain at Fort William and Port Arthur for Crop Year ending August 31, 1910, with comparisons for 1908 and 1909.

RECEIPTS.

—	Wheat.	Oats.	Barley.	Flax.	Total.
	Bush.	Bush.	Bush.	Bush.	Bush.
Month of September, 1909.....	11,115,607	1,539,705	611,862	24,073	13,291,247
Month of October, 1909.....	17,042,687	3,662,230	824,543	688,355	22,217,815
Month of November, 1909.....	15,095,051	4,097,849	571,810	Rye, 1,794 1,203,643	20,970,147
Month of December, 1909.....	6,817,184	2,230,437	326,717	Rye, 1,114 616,271	9,991,723
Month of January, 1910.....	2,652,432	1,385,043	137,299	Rye, 710 243,943	4,410,427
Month of February, 1910.....	1,717,366	1,686,968	88,753	81,031	3,574,118
Month of March, 1910.....	2,770,873	2,552,366	151,393	Rye, 1,381 84,394	5,560,407
Month of April, 1910.....	4,185,470	1,666,991	171,595	189,521	6,213,577
Month of May, 1910.....	4,493,260	1,441,038	172,915	156,971	6,264,184
Month of June, 1910.....	2,155,166	2,191,872	88,775	23,699	4,459,512
Month of July, 1910.....	2,755,079	2,487,976	87,262	34,794	5,365,111
Month of August, 1910.....	1,485,426	1,541,041	67,752	14,105	3,108,324
Crop year, 1910.....	72,285,601	26,483,516	3,300,676	Rye, 4,999 3,360,800	105,435,592
Crop year, 1909.....	58,088,727	15,031,400	2,498,174	2,110,668	77,728,969
Crop year, 1908.....	40,689,868	10,657,172	1,914,296	1,515,694	54,777,030

1 GEORGE V., A. 1911

No. 16.—STATEMENT showing Receipts and Shipments of Grain at Fort William and Port Arthur for crop, &c.—*Concluded.*

SHIPMENTS.

—		Wheat.	Oats.	Barley.	Flax.	Total.
		Bush.	Bush.	Bush.	Bush.	Bush.
Month of September, 1909.....	Rail...	124,863	51,043	317		176,223
	Lake..	5,156,763	707,041	101,955	77,088	6,042,847
Month of October, 1909.....	Rail...	588,769	99,397	64,491	10,000	762,657
	Lake..	14,911,538	2,385,210	567,837	203,114	18,067,699
Month of November, 1909.....	Rail...	851,347	72,401	40,969	24,707	989,424
	Lake..	15,524,129	4,140,099	621,010	Rye, 1,150 1,321,746	21,608,134
Month of December, 1909.....	Rail...	1,591,499	407,211	58,534	Rye, 1,115 107,130	2,165,489
	Lake..	7,692,326	2,301,338	576,764	409,774	10,980,202
Month of January, 1910.....	Rail...	1,805,977	578,123	79,208	119,042	2,582,350
	Lake..	*89,408	98,718			188,126
Month of February, 1910.....	Rail...	1,204,073	469,653	60,155	Rye, 714 138,909	1,873,504
	Lake..					
Month of March, 1910.....	Rail...	1,489,426	422,930	60,542	Rye, 1,110 81,860	2,055,868
	Lake..					
Month of April, 1910.....	Rail...	420,523	150,289	26,689	34,409	631,910
	Lake..	5,787,527	1,829,179	80,825	302,344	7,999,875
Month of May, 1910.....	Rail...	296,603	45,038	625	4,914	287,180
	Lake..	5,411,798	3,237,295	250,046	489,901	9,389,040
Month of June, 1910.....	Rail...	255,614	39,075	2,413	18,660	315,762
	Lake..	3,266,596	2,278,228	261,139	98,597	5,904,560
Month of July, 1910.....	Rail...	197,080	34,456	3,833	2,614	237,983
	Lake..	2,281,420	2,444,573	67,763	Rye, 1,586 80,962	4,876,304
Month of August, 1910.....	Rail...	354,213	101,688	14,365	2,126	472,392
	Lake..	3,024,932	737,694	71,086	27,297	3,861,009
Crop year, 1910.....	Rail...	9,119,987	2,471,304	412,141	Rye, 2,939 544,371	12,550,742
	Lake..	63,146,437	20,159,375	2,598,425	Rye, 2,736 3,010,823	88,917,796
Crop year, 1909.....	Rail...	8,451,114	2,690,863	516,119	404,313	12,062,409
	Lake..	49,742,084	12,357,490	1,974,560	1,629,021	65,703,155
Crop year, 1908.....	Rail...	10,224,540	3,888,695	694,310	300,233	15,107,778
	Lake..	36,607,299	7,163,801	1,256,166	1,231,609	46,258,875

NOTE.—The shipments to Mill at Fort William are included in rail shipments.

*In winter storage in vessels.

SESSIONAL PAPER No. 10d

No. 17.—STATEMENT showing Receipts and Shipments of Grain at Eastern Transfer Elevators for Crop Year ending August 31, 1910, with comparison for 1909.

RECEIPTS.

	Wheat.	Oats.	Barley.	Flax.	Total.
	Bush.	Bush.	Bush.	Bush.	Bush.
Month of September, 1909.....	1,679,850	684,397	18,357	219,203	2,601,807
Month of October, 1909.....	11,861,564	2,276,736	277,835	79,121	14,495,256
Month of November, 1909.....	10,949,517	3,285,343	626,198	172,937	15,033,995
Month of December, 1909.....	5,628,947	1,615,172	191,074	156,175	7,591,368
Month of January, 1910.....	1,851,746	263,218	78,493	2,193,457
Month of February, 1910.....	1,452,399	184,586	17,817	1,654,802
Month of March, 1910.....	1,156,968	635,160	100,117	1,892,245
Month of April, 1910.....	2,533,816	1,114,326	197,108	37,055	3,882,305
Month of May, 1910.....	6,536,779	3,773,837	224,273	180,243	10,715,132
Month of June, 1910.....	4,321,863	2,354,050	175,974	22,036	6,873,923
Month of July, 1910.....	2,824,193	3,378,032	226,993	6,429,218
Month of August, 1910.....	2,094,637	501,225	35,886	21,550	2,653,298
Crop year 1910.....	52,892,279	20,066,082	2,170,125	888,320	76,016,806
Crop year 1909.....	44,061,371	9,831,324	2,206,072	1,195,317	57,294,084

SHIPMENTS.

Month of September, 1909.....	Rail .. 817,220	807,173	17,833	82,762	1,724,988
	Lake .. 904,751	75,218	18,357	147,376	1,145,702
Month of October, 1909.....	Rail .. 3,906,669	1,459,638	88,679	73,281	5,528,267
	Lake .. 4,869,138	274,153	114,925	5,258,216
Month of November, 1909.....	Rail .. 4,996,869	1,606,219	260,229	95,665	5,958,982
	Lake .. 4,673,855	346,863	162,368	81,211	5,264,297
Month of December, 1909.....	Rail .. 4,383,258	1,242,766	113,320	135,000	6,874,344
	Lake .. 1,893,595	18,484	96,656	2,008,735
Month of January, 1910.....	Rail .. 1,784,828	854,164	37,887	2,676,879
	Lake .. 1,267,870	50,614	43,314	1,361,798
Month of February, 1910.....	Rail .. 706,863	804,624	21,379	16,018	1,548,884
	Lake .. 1,368,257	47,899	1,416,156
Month of March, 1910.....	Rail .. 673,355	666,632	66,415	16,550	1,422,952
	Lake .. 1,343,266	10,933	46,042	1,400,241
Month of April, 1910.....	Rail .. 1,267,176	755,057	90,920	61,641	2,174,794
	Lake .. 1,315,168	375,295	108,104	1,798,567
Month of May, 1910.....	Rail .. 2,427,495	821,989	97,680	77,357	3,424,521
	Lake .. 4,007,352	1,779,402	67,543	35,228	5,889,525
Month of June, 1910.....	Rail .. 1,372,640	829,518	37,854	86,001	2,326,013
	Lake .. 2,705,282	2,022,628	164,386	4,892,296
Month of July, 1910.....	Rail .. 916,762	902,975	43,032	10,000	1,872,769
	Lake .. 2,517,319	724,938	182,660	3,424,917
Month of August, 1910.....	Rail .. 731,154	1,417,920	36,525	21,550	2,207,149
	Lake .. 1,839,537	166,588	126,556	2,132,681
Crop year 1910.....	Rail .. 23,984,289	12,168,675	911,753	675,825	37,740,542
	Lake .. 28,705,390	5,893,015	1,130,911	263,815	35,993,131
Crop of 1909.....	Rail .. 18,026,532	8,586,495	751,739	834,498	28,199,264
	Lake .. 26,637,792	1,086,275	1,411,745	396,997	29,532,809

No. 18.—STATEMENT showing Shipments of Grain from Fort William and Port Arthur to the undermentioned Ports during the Seasons of Navigation 1908, 1909 and 1910.

	WHEAT.					
	Season of Navigation, 1908.		Season of Navigation, 1909.		Season of Navigation, 1910.	
	Canadian Vessels.	Foreign Vessels.	Canadian Vessels.	Foreign Vessels.	Canadian Vessels.	Foreign Vessels.
	Bush.	Bush.	Bush.	Bush.	Bush.	Bush.
Canadian ports—						
Owen Sound.....	1,105,769		1,400,038		1,516,218	
Midland.....	1,741,728		616,671		314,512	
Tiffin.....	7,040,513		9,928,197		8,071,356	
Depot Harbour.....	2,196,642		3,219,131		1,201,828	
Collingwood.....	1,004,181		324,803		718,780	
Point Edward.....	1,533,529		1,863,612		1,759,752	
Meaford.....	750,538		780,035		591,161	
Goderich.....	5,450,441		5,075,158		5,077,135	
Port Colborne.....	477,157		1,693,987		2,799,308	
Thorold.....	381,641		204,175		289,107	
Port Stanley.....			76,000		124,693	
Kingston.....			6,265,598		7,798,218	
Montreal.....	15,677,324		5,674,841		6,562,784	
Prescott.....			2,078		27,878	
Hamilton.....					50,896	
Quebec.....					1,053,049	
Victoria Harbour.....						
Sault Ste. Marie.....						
Walkerville.....			172,411		314,812	
Total, Canadian ports..	37,359,463		37,296,735		38,271,487	
American ports—						
Ogdensburg.....	63,043					
Buffalo, N. Y.....	1,881,136	12,070,974	2,992,739	13,591,035	1,807,741	15,812,731
Chicago.....		158,928		382,863		
Duluth.....				9,472		
Erie.....		831,040		110,000		251,885
Port Huron.....		1,027,036	322,907	1,879,490	36,412	576,184
Total, American ports..	1,944,179	14,087,978	3,315,646	15,972,860	1,844,153	16,640,800
Grand total shipments.	39,303,642	14,087,978	40,612,381	15,972,860	40,115,640	16,640,800
	53,391,620		56,585,241		56,756,440	

SESSIONAL PAPER No. 10d

No. 18.—SHIPMENTS of Grain from Fort William and Port Arthur for Seasons of Navigation 1906, 1907, 1908, 1909 and 1910, &c.—Continued.

	OATS.					
	Season of Navigation, 1908.		Season of Navigation, 1909.		Season of Navigation, 1910.	
	Canadian Vessels.	Foreign Vessels.	Canadian Vessels.	Foreign Vessels.	Canadian Vessels.	Foreign Vessels.
	Bush.	Bush.	Bush.	Bush.	Bush.	Bush.
Canadian ports—						
Owen Sound.....	2,040,909		2,198,958		2,660,959	
Midland.....	108,123		779,636		50,169	
Tiffin.....	1,224,761		2,526,245		1,448,669	
Depot Harbour.....	364,608		479,719		377,709	
Collingwood.....	78,453		145,881			
Point Edward.....	308,173		879,113		731,932	
Meaford.....	113,772		119,161		88,000	
Goderich.....	2,255,297		2,575,872		1,440,543	
Port Colborne.....			344,572		210,948	
Thorold.....						
Port Stanley.....			45,000		50,612	
Kingston.....			1,807,115		3,903,398	
Montreal.....	1,688,743		2,614,027		4,054,743	
Prescott.....					70,000	
Hamilton.....						
Quebec.....					87,191	
Victoria Harbour.....					244,878	
Sault Ste. Marie.....	1,765		206,210			
Walkerville.....						
Total, Canadian ports..	8,184,604		14,721,509		15,419,751	
American ports—						
Ogdensburg.....						
Buffalo, N. Y.....	746,154	2,279,633	328,148	818,709	444,999	479,650
Chicago.....						
Duluth.....						
Erie.....						
Port Huron.....						
Total, American ports..	746,154	2,279,633	328,148	818,709	444,999	479,650
Grand total shipments.	8,930,758	2,279,633	15,049,657	818,709	15,864,750	479,650
		11,210,391		15,868,366		16,344,400

No. 18.—SHIPMENTS of Grain from Fort William and Port Arthur for Seasons of Navigation 1908, 1909 and 1910.—Continued.

	BARLEY.					
	Season of Navigation, 1908.		Season of Navigation, 1909.		Season of Navigation, 1910.	
	Canadian Vessels.	Foreign Vessels.	Canadian Vessels.	Foreign Vessels.	Canadian Vessels.	Foreign Vessels.
	Bush.	Bush.	Bush.	Bush.	Bush.	Bush.
Canadian ports—						
Owen Sound.....	98,871		122,156		25,000	
Midland.....			68,752			
Tiffin.....	174,862		212,338		89,911	
Depot Harbour.....	63,372					
Collingwood.....			98,238			
Point Edward.....	205,534		183,736		44,001	
Meaford.....	40,580		109,143			
Goderich.....	63,605		104,802		114,409	
Port Colborne.....			34,692		10,000	
Thorold.....						
Port Stanley.....						
Kingston.....			479,875		390,438	
Montreal.....	971,213		295,540		367,940	
Prescott.....						
Sault Ste. Marie.....						
Walkerville.....						
Total, Canadian ports.	1,618,037		1,709,272		1,041,699	
American ports—						
Ogdensburg.....						
Buffalo.....		539,666	167,555	138,125	62,965	495,668
Chicago.....						
Cleveland.....						
Duluth.....						
Erie.....				255,276		
Port Huron.....			26,688	57,785		
Total, American ports.		539,666	194,243	451,186	62,965	495,668
Grand total shipments.	1,618,037	539,666	1,903,515	451,186	1,104,664	495,668
	2,157,703		2,354,701		1,600,332	

SESSIONAL PAPER No. 10d

No. 18.—SHIPMENTS of Grain from Fort William and Port Arthur for Seasons of Navigation, 1908, 1909 and 1910.—Continued.

	FLAX.					
	Season of Navigation, 1908.		Season of Navigation, 1909.		Season of Navigation, 1910.	
	Canadian Vessels.	Foreign Vessels.	Canadian Vessels.	Foreign Vessels.	Canadian Vessels.	Foreign Vessels.
	Bush.	Bush.	Bush.	Bush.	Bush.	Bush.
Canadian ports—						
Owen Sound.....						
Midland.....						
Tiffin.....						
Depot Harbour.....						
Collingwood.....						
Point Edward.....			63,306		75,016	
Meaford.....	82,277					
Goderich.....	254,107		299,732		171,641	
Port Colborne.....						
Thorold.....						
Port Stanley.....						
Kingston.....			154,812		62,703	
Montreal.....	} 820,625		567,266		151,758	
Prescott.....					10,444	
Sault Ste. Marie.....						
Walkerville.....						
Total, Canadian ports..	1,157,009		1,085,116		471,562	
American ports—						
Ogdensburg.....						
Buffalo.....	173,335	104,242	384,551	1,382,136	378,127	2,131,530
Chicago.....						6,663
Cleveland.....			155,899		80,000	
Duluth.....						
Erie.....				85,926		
Port Huron.....					22,835	
Total, American ports..	173,335	104,242	540,450	1,468,062	480,962	2,138,193
Grand total shipments.	1,330,344	104,242	1,625,566	1,468,062	952,524	2,138,193
	1,434,586		3,093,628		3,090,717	

1 GEORGE V., A. 1911

No. 18.—SHIPMENTS of Grain from Fort William and Port Arthur for Seasons of Navigation, 1908, 1909 and 1910.—*Continued.*

	RYE.		SCREENINGS.	
	Season of Navigation, 1909.	Season of Navigation, 1910.	Season of Navigation, 1910.	
	Canadian Vessels.	Canadian Vessels.	Canadian Vessels.	Foreign Vessels.
	Bush.	Bush.	Bush.	Bush.
Canadian ports—				
Owen Sound.....	2,568			
Midland.....				
Tiffin.....				
Depot Harbour.....				
Collingwood.....				
Point Edward.....	430			
Meaford.....				
Goderich.....			1,146	
Port Colborne.....				
Thorold.....				
Port Stanley.....				
Kingston.....	1,168	1,586		
Montreal.....				
Prescott.....				
Sault Ste. Marie.....				
Walkerville.....				
Total, Canadian ports.....	4,166	1,586	1,146	
American ports—				
Ogdensburg.....				
Buffalo.....				
Chicago.....			207,989	302,592
Cleveland.....				
Duluth.....			75,833	
Erie.....				
Port Huron.....				
Total, American ports.....			283,822	302,592
Grand total shipments.....	4,166	1,586	284,968	302,592
		1,586	587,560	

No. 18.—SHIPMENTS OF GRAIN FROM FORT WILLIAM AND FORT ARTHUR FOR SEASONS OF NAVIGATION 1906, 1907, 1908, 1909, AND 1910—Concluded.

	TOTAL GRAIN.												
	Season of Navigation, 1906.		Season of Navigation, 1907.		Season of Navigation, 1908.		Season of Navigation, 1909.		Season of Navigation, 1910.				
	Canadian Vessels.	Foreign Vessels.	Canadian Vessels.	Foreign Vessels.	Canadian Vessels.	Foreign Vessels.	Canadian Vessels.	Foreign Vessels.	Canadian Vessels.	Foreign Vessels.	Canadian Vessels.	Foreign Vessels.	
Canadian ports—													
Owen Sound.....	4,409,233	Bush.	5,760,179	Bush.	3,245,549	Bush.	3,723,720	Bush.	4,202,177	Bush.	4,202,177	Bush.	
Midland.....	3,642,505		3,889,867		1,849,851		1,465,059		364,681		364,681		
Tiffin.....			813,459		8,440,136		12,666,780		9,609,936		9,609,936		
Depot Harbour.....	6,057,819		6,670,959		2,624,922		3,698,850		1,579,537		1,579,537		
Collingwood.....	721,355		430,088		1,082,634		568,922		718,780		718,780		
Point Edward.....	3,010,245		2,637,717		2,129,513		2,990,197		2,610,701		2,610,701		
Meaford.....	1,468,084		1,804,318		1,158,997		1,008,339		679,161		679,161		
Goderich.....	1,431,824		4,924,150		7,769,343		8,055,564		6,804,874		6,804,874		
Port Colborne.....	730,678		571,946		477,157		2,073,251		3,020,256		3,020,256		
Thorold.....					381,641		204,175		289,107		289,107		
Port Stanley.....	125,200						121,000		175,305		175,305		
Kingston.....							8,708,568		12,156,343		12,156,343		
Montreal.....	13,037,731		16,863,245		19,157,905		9,151,674		11,137,225		11,137,225		
Prescott.....							2,078		108,322		108,322		
Hamilton.....									50,896		50,896		
Quebec.....									87,191		87,191		
Victoria Harbour.....									1,297,927		1,297,927		
Sault Ste. Marie.....					1,765								
Walkerville.....									314,812		314,812		
Total, Canadian ports.....	34,634,674		44,426,428		48,319,113		54,816,798		55,207,231		55,207,231		
American ports—													
Ogdensburg.....													
Buffalo.....	2,729,209		3,941,193		63,043		3,872,993		2,693,832		2,693,832		
Chicago.....			10,806,630		2,800,625		14,994,515		15,930,005		15,930,005		
Cleveland.....			71,307		85,564		158,928		382,863		382,863		
Duluth.....									80,000		80,000		
Erie.....	238,102		360,182		219,392		831,040		9,472		9,472		
Port Huron.....	1,086,595		369,510		562,272		1,027,036		451,202		451,202		
Total, American ports.....	4,053,906		4,670,885		2,863,668		17,011,519		18,710,817		18,710,817		
Grand total, Shipments.....	38,688,580		49,097,313		51,182,781		59,195,285		58,324,132		58,324,132		
	51,086,583		59,810,809		68,194,300		77,906,102		78,381,035		78,381,035		

No. 19.—COMPARATIVE Statement showing shipments of Grain by Vessels and the All-rail Route from Fort William and Port Arthur, for the Crop Years ending August 31, 1900, 1901, 1902, 1903, 1904, 1905, 1906, 1907, 1908, 1909 and 1910 (Crops of 1899, 1900, 1901, 1902, 1903, 1904, 1905, 1906, 1907, 1908 and 1909.

	CROP YEAR, 1899-1900.			CROP YEAR, 1900-01.			CROP YEAR, 1901-02.		
	Vessels.	Rail.	Totals.	Vessels.	Rail.	Totals.	Vessels.	Rail.	Totals.
	Bush.	Bush.	Bush.	Bush.	Bush.	Bush.	Bush.	Bush.	Bush.
Wheat—									
*Extra No. 1 Hard.....	4,754		4,754						
No. 1 Hard.....	12,246,474	1,500,554	13,747,028	1,137,392	57,240	1,194,632	5,168,691	114,430	5,283,121
† " 2	1,795,764	336,986	2,132,750	905,581	199,024	1,104,605	31,679		31,679
† " 3	660,332	182,819	843,151	2,043,985	153,612	2,197,597	34,049		34,049
" 1 Northern.....	521,783	65,767	587,550	62,302	8,364	70,666	10,699,527	289,181	10,988,708
" 2	34,984	5,176	40,160	2,359		2,359	9,488,246	310,352	9,798,598
" 3	7,444	1,323	8,767	37,680		37,680	395,327	53,363	448,690
Sundry grades.....	815,047	170,622	985,669	1,601,923	259,049	1,860,972	1,362,655	201,198	1,563,853
Oats.....	16,086,582	2,263,247	18,349,829	5,791,222	677,289	6,468,511	27,180,204	908,524	28,148,728
Barley.....							596,844	538,889	1,135,733
Flax.....							16,152	36,033	52,185
Total grain.....	16,086,582	2,263,247	18,349,829	5,791,222	677,289	6,468,511	27,793,200	1,554,172	29,347,372

†By 1 Edward VII, Chapter 24, Sec. 1, these grades were cancelled from May 23, 1901.

*By 6 Edward VII, Chapter 18, Sec. 3, this grade was cancelled from July 13, 1906.

SESSIONAL PAPER No. 10d

No. 19.—COMPARATIVE Statement showing Shipments of Grain by Vessels and the All-rail Route from Fort William and Port Arthur, &c.—Continued.

	CROP YEAR, 1902-03.				CROP YEAR, 1903-04.				CROP YEAR, 1904-05.				
	Vessels.		Rail.		Totals.		Vessels.		Rail.		Totals.		
	Bush.		Bush.		Bush.		Bush.		Bush.		Bush.		
Wheat—													
Extra No. 1 Hard.....													
No. 1 Hard.....	16,529,726		798,183		17,327,909		510,018		25,976		535,994		158,847
" 1 Northern.....	10,392,171		995,968		11,388,139		5,687,006		122,496		5,809,502		3,404,205
" 2 ".....	4,558,469		508,349		5,066,818		8,453,309		335,459		8,788,768		8,271,844
" 3 ".....	4,822,594		628,411		5,451,005		8,968,776		793,711		9,762,487		7,375,172
Sundry grades.....	2,123,896		129,769		2,253,665		4,933,516		1,553,884		6,487,400		10,459,039
Oats.....	38,426,856		3,060,680		41,487,536		28,552,625		2,831,526		31,384,151		29,669,107
Barley.....	1,311,613		307,874		1,619,487		104,978		181,408		286,446		767,933
Flax.....	251,769		70,608		322,377		46,666		20,805		67,471		265,002
Rye.....	45,985		69,461		115,446		193,398		88,615		282,013		271,296
Total grain.....	40,036,223		3,508,623		43,544,846		28,897,667		3,122,414		32,020,081		30,973,338

1 GEORGE V., A. 1911

No. 19.—COMPARATIVE Statement showing Shipments of Grain by Vessels

	CROP YEAR, 1905-06.			CROP YEAR, 1906-07.		
	Vessels.	Rail.	Totals.	Vessels.	Rail.	Totals.
Wheat—	Bush.	Bush.	Bush.	Bush.	Bush.	Bush.
No. 1 Hard.....	657,711	9,586	667,297	3,315,759	192,114	3,507,873
No. 1 Northern.....	29,114,424	2,577,087	31,691,511	22,543,706	864,602	23,408,308
No. 2 “.....	11,591,693	1,293,140	12,884,833	14,227,111	666,067	14,893,178
No. 3 “.....	2,578,264	238,246	2,816,510	2,175,988	18,938	2,194,926
Sundry grades.....	5,685,175	1,764,394	7,449,569	9,457,388	1,387,976	10,845,364
Screenings.....						
	49,627,267	5,882,453	55,509,720	51,719,952	3,129,697	54,849,649
Oats.....	3,899,086	1,822,729	5,721,815	10,904,417	1,840,319	12,744,736
Barley.....	571,047	388,499	959,546	1,154,654	684,523	1,839,177
Flax.....	341,127	115,801	456,928	535,111	218,196	753,307
Rye.....					9,010	9,010
Total grain.....	54,438,527	8,209,482	62,648,009	64,314,134	5,881,745	70,195,879

SESSIONAL PAPER No. 10d

and the All-rail Route from Fort William and Port Arthur, &c.—*Concluded.*

CROP YEAR, 1907-08.			CROP YEAR, 1908-09.			CROP YEAR, 1909-10.		
Vessels.	Rail.	Totals.	Vessels.	Rail.	Totals.	Vessels.	Rail.	Totals.
Bush.	Bush.	Bush.	Bush.	Bush.	Bush.	Bush.	Bush.	Bush.
218,609	19,718	238,327	154,852	8,204	163,056	243,317	24,148	267,465
6,946,021	515,591	7,461,612	10,313,401	381,429	10,694,830	24,328,892	1,599,058	25,927,950
7,904,677	747,652	8,652,329	12,102,349	981,206	13,083,555	22,035,364	1,847,667	23,883,031
6,595,049	1,074,054	7,669,103	11,961,618	1,634,241	13,595,859	9,339,008	1,208,759	10,547,767
16,261,640	7,238,479	23,500,119	14,847,506	4,137,863	18,985,369	6,848,557	2,066,954	8,915,511
.....	330,640	330,640
37,925,996	9,595,494	47,521,490	49,379,726	7,142,943	56,522,669	63,125,778	6,746,586	69,872,364
7,297,810	3,798,595	11,096,405	12,301,020	2,529,823	14,830,843	20,100,952	2,299,041	22,399,993
1,285,364	686,574	1,971,938	1,957,989	495,752	2,453,741	2,585,434	392,813	2,978,247
1,234,166	280,478	1,514,644	1,595,410	393,975	1,989,385	3,030,241	551,347	3,581,588
.....	3,036	3,036	3,015	5,661	8,676	2,736	2,939	5,675
47,743,336	14,364,177	62,107,513	65,237,160	10,568,154	75,805,314	88,845,141	9,992,726	98,837,867

No. 20.—COMPARATIVE Statement showing Shipments of Grain from Fort William and Port Arthur for the Crop Years 1908, 1909 and 1910, with destination of same.

	WHEAT.						OATS.					
	1908.		1909.		1910.		1908.		1909.		1910.	
	Canadian Vessels.	Foreign Vessels.	Canadian Vessels.	Foreign Vessels.	Canadian Vessels.	Foreign Vessels.	Canadian Vessels.	Foreign Vessels.	Canadian Vessels.	Foreign Vessels.	Canadian Vessels.	Foreign Vessels.
Canadian ports—												
Owen Sound.....	1,661,159	Bush.	896,997	Bush.	2,045,891	Bush.	2,268,028	Bush.	1,401,949	Bush.	3,214,608	Bush.
Midland.....	3,386,382		563,374		542,099		34,494		190,633		1,033,820	
Tiffin.....	1,357,136		7,528,188		10,961,095		424,520		1,783,512		2,449,593	
Collingwood.....	423,578		824,624		355,793		40,416		97,453		99,881	
Depot Harbour.....	3,657,131		1,497,966		3,355,566		272,963		315,090		386,849	
Point Edward.....	1,866,763		1,431,555		1,842,432		292,059		228,745		941,161	
Port Stanley.....	783,983		494,630		101,000		1,764		1,764		65,262	
Meaford.....	3,597,301		5,636,005		5,100,575		232,885		66,046		198,886	
Goderich.....	291,063		301,689		2,409,602		1,337,909		2,079,840		2,493,724	
Port Colborne.....	468,391		353,018		195,000						555,521	
Thorold.....	6,307,027		7,311,187		7,548,280		548,214		1,035,081		4,029,396	
Kingston.....	576,965		6,113		2,078						70,000	
Prescott.....	5,865,056		6,439,923		6,558,060		824,155		2,425,845		3,378,366	
Montreal.....					254,410						206,210	
Walkerville.....												
Total, Canadian ports.....	30,242,225		33,285,269		42,191,474		6,276,243		9,625,964		19,123,267	
American ports—												
Port Huron.....	106,094				561,658							
Erie.....	300,181											
Chicago.....	1,723,805		1,401,052		2,210,423		746,153		328,147		158,976	
Buffalo.....	63,043											
Ogdensburg.....												
Duluth.....												
Total, American ports.....	2,193,123		1,401,052		2,772,081		746,153		328,147		158,976	
Grand total, shipments.....	32,435,348		34,686,321		44,963,555		7,022,396		9,954,111		19,282,243	
	37,925,996		49,379,718		63,125,778		7,297,809		12,301,013		20,100,952	

*Screenings to Chicago and Duluth.

SESSIONAL PAPER No. 10d

No. 20.—COMPARATIVE statement showing the Shipments of Grain from Fort William and Port Arthur, for Crop Years 1908, 1909 and 1910—*Continued.*

	BARLEY.					
	1908.		1909.		1910.	
	Canadian Vessels.	Foreign Vessels.	Canadian Vessels.	Foreign Vessels.	Canadian Vessels.	Foreign Vessels.
	Bush.	Bush.	Bush.	Bush.	Bush.	Bush.
Canadian ports—						
Owen Sound.....	233,543		73,180		93,049	
Midland.....	24,139				33,674	
Tiffin.....	77,240		224,381		197,897	
Collingwood.....					98,238	
Depot Harbour.....	44,702		36,165			
Point Edward.....	47,867		222,580		149,923	
Meaford.....	41,638		67,838		81,884	
Goderich.....	41,830		30,859		185,627	
Port Colborne.....					44,692	
Thorold.....						
Kingston.....	352,748		404,671		487,880	
Prescott.....	17,922					
Montreal.....	311,988		358,645		464,181	
Total, Canadian ports..	1,193,617		1,418,319		1,837,045	
Foreign ports—						
Port Huron.....						34,472
Eric.....						255,275
Chicago.....						
Cleveland.....						
Buffalo.....	51,472	40,273		539,635	270,519	138,123
Ogdensburg.....						
Total, American ports..	51,472	40,273	1,418,319	539,665	270,519	477,870
Grand total shipments.	1,244,989	40,273	1,418,319	539,635	2,107,564	477,870
	1,285,262		1,957,984		2,585,434	

1 GEORGE V., A. 1911

No. 20.—COMPARATIVE statement showing the Shipments of Grain from Fort William and Port Arthur, for Crop Years 1908, 1909 and 1910—Continued.

	FLAX.					
	1908.		1909.		1910.	
	Canadian Vessels.	Foreign Vessels.	Canadian Vessels.	Foreign Vessels.	Canadian Vessels.	Foreign Vessels.
	Bush.	Bush.	Bush.	Bush.	Bush.	Bush.
Canadian ports—						
Owen Sound.....						
Midland.....						
Tiffin.....						
Collingwood.....						
Depot Harbour.....						
Point Edward.....	23,079		74,197		75,230	
Meaford.....						
Goderich.....	301,073		274,860			
Port Colborne.....	31,701				251,422	
Thorold.....						
Kingston.....	171,574		146,373		92,648	
Prescott.....			103,001			
Montreal.....	560,496		449,309		253,792	
Total, Canadian ports..	1,087,923		1,047,740		673,092	
Foreign ports—						
Port Huron.....						85,926
Erie.....						
Chicago.....						
Cleveland.....				155,899		
Buffalo.....	104,242	42,000	192,936	198,832	1,089,087	1,182,136
Ogdensburg.....						
Total American ports..	104,242	42,000	192,936	354,731	1,089,087	1,268,062
Grand total shipments.	1,192,165	42,000	1,240,676	354,731	1,762,179	1,268,062
	1,234,165		1,595,407		3,030,241	

SESSIONAL PAPER No. 10d

No. 20.—COMPARATIVE statement showing the Shipments of Grain from Fort William and Port Arthur, for Crop Years 1908, 1909 and 1910—*Concluded.*

	Rye.			
	1909.		1910.	
	Canadian Vessels.	Foreign Vessels.	Canadian Vessels.	Foreign Vessels.
	Bush.	Bush.	Bush.	Bush.
Canadian ports—				
Owen Sound.....	2,563			
Midland.....				
Tiffin.....				
Collingwood.....				
Depot Harbour.....				
Point Edward.....	430			
Meaford.....				
Goderich.....				
Port Colborne.....				
Thorold.....				
Kingston.....			2,736	
Prescott.....				
Montreal.....	18			
Totals, Canadian ports.....	3,016		2,736	
Foreign ports—				
Port Huron.....				
Erie.....				
Chicago.....				
Cleveland.....				
Buffalo.....				
Ogdensburg.....				
Totals, American ports.....				
Grand total shipments.....	3,016		2,736	
	3,016		2,736	

No. 20.—COMPARATIVE Statement showing Shipment of Grain from Fort William and Port Arthur, for Crop Years 1907, 1908, 1909 and 1910.

	TOTAL GRAIN.								
	1907.		1908.		1909.		1910.		
	Canadian Vessels.	Foreign Vessels.	Canadian Vessels.	Foreign Vessels.	Canadian Vessels.	Foreign Vessels.	Canadian Vessels.	Foreign Vessels.	
Canadian Ports—									
Owen Sound.....	Bush.	Bush.	Bush.	Bush.	Bush.	Bush.	Bush.	Bush.	Bush.
Midland.....	6,014,306	4,163,330	4,163,330	3,445,015	2,374,694	2,374,694	5,353,548	1,609,593	1,049,316
Tiffin.....	3,325,765	3,445,015	3,445,015	1,858,886	754,007	754,007	13,608,585	553,912	451,201
Collingwood.....	305,000	1,858,886	1,858,886	464,294	922,077	922,077	3,742,415	3,008,746	18,895,707
Depot Harbour.....	821,013	3,974,796	3,974,796	2,229,708	1,849,227	1,849,227	166,252	1,200,363	8,031,348
Point Edward.....	7,463,377	2,229,708	2,229,708	1,764	1,957,507	1,957,507	8,031,348	3,009,815	195,000
Port Stanley.....	3,203,835	1,058,506	1,058,506	5,278,113	628,514	628,514	12,160,940	72,078	10,654,399
Meaford.....	2,170,998	322,764	322,764	468,391	353,018	353,018	460,620	63,827,614	
Goderich.....	3,639,113	7,379,583	7,379,583	7,561,695	8,897,312	8,897,312			
Port Colborne.....	689,538	7,379,583	7,379,583	109,114	9,673,740	9,673,740			
Thorold.....		7,561,695	7,561,695						
Kingston.....		38,800,006	38,800,006						
Prescott.....	15,989,440								
Montreal.....									
Walkerville.....									
Total Canadian Ports.....	43,621,485	38,800,006	38,800,006	45,380,308	63,827,614	63,827,614			
American Ports.....									
Port Huron.....	883,223	454,542	454,542	200,937	1,609,724	1,609,724	561,658	1,049,316	
Erie.....	298,103	934,525	934,525	183,383	531,287	531,287			
Chicago.....		71,307	71,307		122,793	122,793			
Cleveland.....					155,899	155,899			
Buffalo.....	5,758,866	12,292,069	12,292,069	4,944,870	15,514,992	15,514,992	3,729,005	18,895,707	
Ogdensburg.....				63,043					
Duluth.....									
Total American ports.....	6,940,192	13,752,443	13,752,443	5,848,334	17,934,695	17,934,695	4,290,663	20,726,864	
Grand total shipments.....	50,561,677	52,552,443	52,552,443	51,230,638	61,765,303	61,765,303	68,118,277	20,726,864	
	64,314,120	47,743,332	47,743,332	65,237,138	88,845,141	88,845,141			

SESSIONAL PAPER No. 10d

No. 21.—COMPARATIVE Statement showing Shipments of Grain from Winnipeg and other points in the West, inspected at Winnipeg, Calgary and Duluth, and billed to points East and West by the All-rail Route, for the Crop Years 1899-1900, 1900-1, 1901-2, 1902-3, 1903-4, 1904-5, 1905-6, 1906-7, 1907-8, 1908-9, 1909-10.

Crop Years ending August 31.	Wheat.	Oats.	Barley.	Flax.	Rye.	Total.
	Bush.	Bush.	Bush.	Bush.	Bush.	Bush.
1900.....	253,150	52,800	10,000	2,490		318,440
1901.....	68,060	64,800	2,000	4,980		139,840
1902.....	1,327,700	1,449,600	103,000	45,900		2,926,200
1903.....	1,644,000	406,500	116,400	263,000		2,429,900
1904.....	552,300	171,000	7,200	20,000		750,500
1905.....	1,523,550	781,500	93,600	9,000		2,407,650
1906.....	1,448,280	851,928	139,680	5,000	2,400	2,447,288
1907.....	721,180	869,400	117,600	1,000	3,600	1,712,780
Calgary going East.....	6,420	469,800	3,600		2,400	482,220
" " West.....	167,990	572,400	31,200	2,000	1,200	774,790
Total All-rail, 1907.....	895,590	1,911,600	152,400	3,000	7,200	2,969,790
1908.....	705,130	770,400	26,400	2,000	1,200	1,505,130
Calgary going East.....	14,980	201,600				216,580
" " West.....	375,570	554,400	38,400		1,200	969,570
Duluth.....	1,350,340	118,800	70,800	32,000		1,571,940
Total All-rail, 1908.....	2,446,020	1,645,200	135,600	34,000	2,400	4,263,220
1909.....	263,550	1,342,800	14,400	10,000		1,630,750
Calgary going East.....	1,304,100	2,136,600	27,600	21,000	4,800	3,494,100
" " West.....	1,043,700	1,558,800	54,000	1,000	7,200	2,664,700
Duluth.....	1,325,100	118,800	70,800	52,000		1,566,700
Total All-rail, 1909.....	3,936,450	5,157,000	166,800	84,000	12,000	9,356,250
1910.....	106,500	1,238,800	26,400		1,000	1,372,700
Calgary going East.....	328,020	566,200	13,200	15,000	4,000	926,420
" " West.....	1,292,910	1,844,900	15,800	2,000	8,000	3,163,610
Duluth.....	3,714,720	646,000	223,200	75,000		4,658,920
Total All-rail, 1910.....	5,442,150	4,295,900	278,600	92,000	13,000	10,121,650

No. 22.—COMPARATIVE Statement showing the Exports of Canadian Grain from the undermentioned Ports for the Calendar Years 1907, 1908, 1909 and 1910.

	Montreal.			Quebec.			St. John, N.B.		
	1908.	1909.	1910.	1908.	1909.	1910.	1908.	1909.	1910.
	Bush.	Bush.	Bush.	Bush.	Bush.	Bush.	Bush.	Bush.	Bush.
Barley.....	1,137,419	571,972	525,138	570,140	466,108	225,261
Beans.....	2,202	699	88	2,204	507	106
Buckwheat.....	93,872	192,282	115,920	4,789	1,084	60,325
Corn.....	17,480	289	1,474	11,460	344	704
Oats.....	401,243	521,243	3,430,956	24,044	108,307	510,271
Pease, whole.....	282,403	60,056	37,918	416	34,786	20,600	11,280
" split.....	32,083	30,996	4,289	13,444	11,044	7,125
Rye.....	16,492	1,321	15,020
Wheat.....	19,552,732	14,300,137	16,537,149	5,845,073	7,050,910	6,794,146
Other grain.....	175	424
Totals.....	21,535,970	15,677,674	20,652,932	416	6,507,436	7,673,924	7,609,642
	Halifax.			Vancouver.			Total.		
	1908.	1909.	1910.	1908.	1909.	1910.	1908.	1909.	1910.
	Bush.	Bush.	Bush.	Bush.	Bush.	Bush.	Bush.	Bush.	Bush.
Barley.....	65,167	55,773	47	1,250	42,022	114,899	1,773,976	1,135,875	865,345
Beans.....	2,898	943	1,531	7,304	2,149	1,725
Buckwheat.....	527	99,188	193,366	176,245
Corn.....	1,074	1,249	658	10	2	28	30,024	1,884	2,864
Oats.....	218,224	203,010	131,649	59	37,937	318,372	643,594	870,497	4,391,248
Pease, whole.....	3,070	492	12,312	10	58	326,685	81,148	61,768
" split.....	72,596	42,815	77,559	118,123	84,855	88,973
Rye.....	17,813	15,020
Wheat.....	4	164,728	185,006	196,983	554,237	25,397,829	21,712,798	24,070,538
Other grain.....	140	315	424
Totals.....	369,700	469,010	408,962	1,329	276,944	987,594	28,414,851	24,067,552	29,659,130

SESSIONAL PAPER No. 10d

In addition to the above, there was Exported from the port of Montreal, Halifax and Vancouver, the following quantities of United States grain, viz.:

	Wheat.	Corn.	Oats.	Barley.	Rye.	Total.
	Bush.	Bush.	Bush.	Bush.	Bush.	Bush.
1907.....	5,373,215	4,745,042	32,771	50,055	10,201,083
1908.....	10,908,194	430,829	109,130	113,678	51,568	11,613,399
1909.....	12,761,605	267,986	35,429	90,506	51,293	13,206,819
1910.....	3,882,885	2,834,474	38,715	6,756,074
	3,616	3,617
	1,317	1,317
	{ Halifax.....
	{ Vancouver.....

1 GEORGE V., A. 1911

No. 23.—COMPARATIVE STATEMENT of Canadian Wheat in Transit shipped from the following United States Ports for the Years ended June 30, 1907, 1908, 1909 and 1910.

Ports.	QUANTITIES.			
	1907.	1908.	1909.	1910.
	Bush.	Bush.	Bush.	Bush.
Baltimore.....	368,285	88,432	465,773	1,801,294
Boston.....	7,716,389	7,687,745	7,420,969	8,012,253
New York.....	4,077,705	4,333,115	5,100,117	5,911,035
Philadelphia.....	2,071,776	2,473,284	5,690,749	4,995,553
Portland.....	4,915,665	5,186,129	4,809,880	6,409,286
Totals, bushels.....	19,149,820	19,768,705	23,487,488	27,129,471

COMPARATIVE Statement of Canadian Flour in Transit shipped from the following United States Ports for the Years ended June 30, 1907, 1908, 1909 and 1910.

Ports.	QUANTITIES.			
	1907.	1908.	1909.	1910.
	Bbls.	Bbls.	Bbls.	Bbls.
Baltimore.....	3,507	321	9,639	530
Boston.....	56,083	125,308	142,482	244,066
New York.....	265,131	199,614	275,891	723,573
Philadelphia.....	29,071	49,884	36,600	61,282
Portland.....	105,873	130,978	110,588	170,384
Totals, barrels.....	459,665	506,105	575,200	1,199,835

SESSIONAL PAPER No. 10d

No. 24.—RATES on Grain by Vessel from Fort William and Port Arthur to Georgian Bay Ports and Buffalo, Kingston and Montreal, Season of Navigation 1909 (April 13 to December 6, both inclusive.)

As in 1908 and 1909 there was no fixed tariff for the season.

Montreal—Rates opened firm at 6c. per bushel on wheat for first trips; for second trips it quickly went to 5c. per bushel. Early in June it dropped to 4c. per bushel, where it remained until the beginning of July, when the low rate of the season, 3c. for wheat, was charged.

In August the rate went back to $3\frac{1}{2}$ c. per bushel. At beginning of September it went to 4c. later on to 5c. During October and November the rate fluctuated between 6 and $7\frac{1}{2}$ c.; the top rate being 8c. which was charged early in November.

Kingston—Direct quotations were very limited during the season, most of the business being moved on a through rate to Montreal, the rates following closely those of Montreal, there being a reduction of $1\frac{1}{2}$ c. per bushel in the spring and fall. During the summer months there was practically no Kingston business done.

Rates to Georgian Bay Ports opened at 2c. but quickly declined to $1\frac{1}{2}$ c.; by first of May they had gone to $1\frac{1}{4}$ c. In July grain was carried at 1c.; this latter rate continued until September. Early in September it went to $1\frac{1}{8}$ c. and during the latter part of the month to $1\frac{1}{4}$ c. per bushel. This rate held until practically the close of navigation.

Rates to Buffalo were much the same as to Bay Ports although wheat was carried to Buffalo at 1c. per bushel as late as October 15th. This lasted until practically the close of navigation, when 2c. was paid on cargoes for winter storage. After the close of the regular season a few cargoes were carried to Bay Ports and Buffalo at 3c. per bushel.

Taking the whole situation the season through, the rates are stated as being the lowest in the history of grain transportation via lakes.

No. 25.—STATEMENT showing List of Canadian and American Vessels, with capacity of same and quantity of each kind of grain carried by them, for the Season of Navigation, 1910; also recapitulation of quantity carried to Canadian and American Ports.

Canadian Vessels.	Capacity.	QUANTITY CARRIED.					
		Wheat.	Oats.	Barley.	Flax.	Screenings	Total.
		Bush.	Bush.	Bush.	Bush.	Bush.	Bush.
Canadian Vessels—							
Athabaska.....	55,000	206,049	150,199				356,248
Alberta.....	55,000	110,429	127,622				238,051
Assiniboia.....	60,000	193,992	76,988				270,980
Algonquin.....	96,000	825,592	402,017	21,195	33,324		1,282,128
Ames, A. E.....	63,000	230,476	191,755	17,011	84,170		523,412
Arabian.....	40,000	251,370	40,000				291,370
Advance.....	40,000	249,688					249,688
Acadian.....	112,000	522,464	175,048	35,000	51,882		784,394
Beaverton.....	100,000	469,260	241,367	21,886		1,145	733,658
Bickerdike.....	50,000	303,934	134,292	17,410			455,636
Collingwood.....	240,000	821,664	71,058				892,722
Canadian.....	115,000	522,394	113,247	63,302	115,228		814,171
Corunna.....	50,000	254,936	152,810	12,850			420,596
Carleton.....	70,000	69,000	87,190				156,190
Crowe, G. R.....	162,000	1,534,396	339,826	10,000			1,884,222
Derbyshire.....	50,000		90,000				90,000
Doric.....	115,000	773,908	442,614		37,189		1,253,711
Dundee.....	100,000	352,128	167,187				519,315
Donnacona.....	105,500	100,500					100,500
Dunelm.....	110,000	420,129	155,673		33,000		608,802
Edmonton.....	100,000	338,053	224,847	143,790			706,690
Empress of Midland.....	125,000	691,407	30,360				721,767
Fairmount.....	105,000	801,672	545,000				1,346,672
Fort William.....	120,000	1,214,319	375,647			62,365	1,652,331
Glenellah.....	110,000	372,927	293,177	12,190			683,294
Glenmount.....	110,000	768,875	192,445				961,320
Gordon, D. A.....	85,000	289,734	87,500		26,825		404,059
Huronic.....	65,000	16,000	10,000	6,000			32,000
Harmonic.....	80,000	216,000					216,000
Hamilton.....	65,000	65,000					65,000
Haddington.....	80,000	524,707	107,000				631,707
Jaques, C. A.....	70,000	179,523	208,978	39,369			427,870
Iroquois.....	120,000	1,039,999	142,668				1,182,667
India.....	50,000		66,738				66,738
Ionic.....	55,000	289,853	43,076	72,206	150,498		555,633
Keewatin.....	50,000	463,835	193,481	25,000			682,316
Keypart.....	85,000	83,804					83,804
Key West.....	85,000	85,050					85,050
Kammistiquia.....	122,000	997,302	675,587			145,624	1,818,513
Kenora.....	80,000	408,186	449,418				857,604
Kinmount.....	115,000	974,592	337,884	33,299			1,345,675
Leafield.....	80,000	78,000					78,000
Manitoba.....	60,000	170,173	86,233				256,506
Matthews, W. D.....	200,000	1,674,577	312,000				1,986,577
Mapleton.....	100,000	296,292	299,093	65,005	27,473		687,868
Midland Prince.....	310,000	860,713	1,041,251				1,901,964
Midland King.....	200,000	768,000					768,000
Midland Queen.....	105,000	560,867	81,411	33,331			675,609
Meaford.....	110,000	210,000					210,000
McKee, J. A.....	120,000	531,943	399,662				931,605
McKinty, A. E.....	100,000	299,888	146,080				445,968
Neepawah.....	80,000	358,336	158,000	9,140			525,476
Newona.....	120,000	1,796,328	508,848				2,305,176
Neebing.....	105,000	413,191					413,191
Nevada.....	70,000	217,991	223,821				441,812
Osler, E. B.....	330,000	2,399,120	425,500	69,237			2,893,856
Plummer, J. H.....	55,000	221,233	214,810	58,000			494,043
Pellett, H. M.....	55,000	248,151	137,613		25,032		410,796
Prince, Rupert.....	105,000	202,095	137,800				339,895

SESSIONAL PAPER No. 10d

No. 25.—STATEMENT showing List of Canadian and American Vessels with capacity of same, and quantity, &c.—Continued.

Canadian Vessels.	QUANTITY CARRIED.						
	Capacity.	Wheat.	Oats.	Barley.	Flax.	Screenings	Total.
	Bush.	Bush.	Bush.	Bush.	Bush.	Bush.	Bush.
<i>Canadian Vessels—Con.</i>							
Port Colborne.....	95,000	573,773	438,702				1,012,475
Quebec.....	66,000	66,000					66,000
Renvoyle.....	105,000	432,954					432,954
Regina.....	90,000	299,750	343,333	16,874			659,957
Rosedale.....	82,000	469,348	127,885	10,109			607,342
Rosemount.....	85,000	257,190					257,190
Seguin.....	40,000	152,810	273,409				426,219
Strathcona.....	110,000		140,000				140,000
Stormount.....	110,000	1,052,541	123,793	87,900			1,264,234
Simla.....	55,000	84,000	147,645				231,645
Scotch Hero.....	130,000	793,890	513,819	84,945	271,197		1,663,851
Saskatoon.....	95,000	307,927	105,916				413,843
Saronic.....	40,000	87,646	13,782	13,040	10,000		124,468
Turret Cape.....	110,000	1,079,086	212,000				1,291,086
Turret Chief.....	110,000	410,444	194,838		29,343		634,625
Turret Court.....	110,000	1,047,044	207,525				1,254,569
Turret Crown.....	110,000	469,862			37,363		507,225
Tagona.....	75,000	300,159	342,934		20,000		663,093
Ungava.....	75,000	528,489	32,000	22,943			583,432
Wahecondah.....	70,000	110,509	237,057				347,566
Westmount.....	105,000	960,223	185,067	50,524			1,195,814
Wexford.....	100,000	759,248	590,876	24,500			1,374,624
Winona.....	120,000	285,225	246,349			75,833	607,407
Wasaga.....	55,000	247,477	38,000	28,608			314,085
Sacked oats.....			29,996				29,996
Totals (No. 83).....	8,113,000	40,115,640	15,864,751	1,104,664	952,524	284,967	58,322,546
<i>American Vessels—</i>							
Armour, P. O.....	100,000	95,000					95,000
Admiral.....	250,000	497,000			248,146		745,146
Barlun, J. J.....	320,000	316,978					316,978
Bradley, M. A.....	260,000	117,397			147,586		264,983
Beland, J. J.....	306,000	300,000					300,000
Christopher.....	220,000	430,000					430,000
Colonial.....	200,000	139,565			65,000		204,565
Carnegie, A.....	220,000	383,764			60,000		443,764
Carter, E. D.....	320,000	315,000					315,000
Conly, Harry.....	350,000	350,000					350,000
Cornelians, A. E.....	270,000	155,000		116,998			271,998
Egan, W. M.....	90,000	85,000					85,000
Fitzgerald, N. E.....		242,000					242,000
Gilchrist, F. W.....	200,000	282,152			179,002		461,154
Hecker, T. J.....	290,000	285,304					285,304
Heffelfinger, F. T.....	210,000	493,000					493,000
Hawgood, H. B.....	351,000	235,000					235,000
Holmes, E. F.....	230,000				239,258		239,258
Ireland, R. L.....	230,000				241,283		241,283
Jenks, J. M.....	230,000	450,000					450,000
Jupiter.....	200,000	130,923			57,100		188,023
Jenkins, C. O.....	310,000	306,161					306,161
Copp, J. T.....	315,000	208,445	145,000				353,445
Kerr, D. G.....	250,000	267,976					267,976
Lugon.....	190,000	182,982					182,982
Mack, W. H.....	200,000	385,087					385,087
Miller, P. P.....	200,000	191,000					191,000
Mitchell, Jno.....	220,000	220,000					220,000
McKinney, Prince.....	260,000	505,885					505,885
Nye, Harold B.....	220,000	431,039					431,039
Oliver, H. W.....	250,000	248,474					248,474
Peavey, G. W.....	235,000					157,646	157,646
Peavey, F. H.....	235,000	209,901		39,999			249,900

1 GEORGE V., A. 1911

No. 25.—STATEMENT showing List of Canadian and American Vessels, with capacity of same, and quantity, &c.—*Concluded.*

American Vessels.	Capacity.	QUANTITY CARRIED.					
		Wheat.	Oats.	Barley.	Flax.	Screenings	Total.
	Bush.	Bush.	Bush.	Bush.	Bush.	Bush.	Bush.
<i>American Vessels—Con.</i>							
Rees, W. O.....	220,000	415,788					415,788
Russell, G. L.....	280,000	268,103					268,103
Steel King.....	220,000	432,999					432,999
Sills, H. S.....	250,000	419,655			302,192		721,847
Sinaloa.....	250,000	722,233					722,233
Smith, H. W.....	240,000	237,633					237,633
Smith, M. C.....	240,000	229,074					229,074
Smith, H. B.....	341,000	338,000					338,000
Smith, L. C.....	340,000	573,090					573,090
Sierra.....	240,000	183,101			60,000		243,101
Senator.....	210,000	208,000					208,000
Sahara.....	300,000	286,000					286,000
Squanders, E. W.....	200,000	109,252		63,479	43,667		216,398
Sultana.....	180,000	179,109					179,109
Sonoma.....	240,000	176,000			60,000		236,000
Stanton, Jno.....	320,000				79,951		79,951
Statacona.....	330,000	207,506	81,270	60,978			349,754
Squires, F. B.....	240,000	404,296			53,385		457,681
Tansdale, W. H.....	270,000	65,000		214,214			279,214
Unganda.....	110,000	107,000					107,000
Wisconsin.....	250,000	247,032					247,032
Woodrofe, L.....	240,000	185,679			55,644		241,323
Western Star.....	245,000	478,076					478,076
Wells, F. B.....	265,000	403,734	154,125		6,663	144,945	709,467
Weeks, J. L.....	240,000				239,316		239,316
Walker, P. G.....	235,000	238,957					238,957
Walsh, G. P.....	320,000	422,000	99,255				521,255
Yates, Harry.....	350,000	340,000					340,000
Zimmerman, A.....	310,000	303,450					303,450
Totals (No. 62).....	15,238,000	16,640,800	479,650	495,668	2,138,193	302,591	20,056,901

RECAPITULATION.

<i>Canadian Vessels (No. 83)....</i>	8,113,000						
To Canadian Ports.....		38,343,487	15,481,822	1,041,698	471,564		55,338,571
To Foreign Ports.....		1,772,153	382,948	62,966	480,960	284,968	2,983,995
<i>Foreign Vessels (No. 62)....</i>	15,238,000						
To Foreign Ports.....		16,640,800	479,650	495,668	2,138,193	302,592	20,056,903
Totals.....	23,351,000	56,756,440	16,344,420	1,600,332	3,090,717	587,560	78,379,469

Average Capacity—

Canadian Vessels.....	97,750 Bushels.
Foreign Vessels.....	249,803 "

No. 27.—STATEMENT showing the Estimated average yield per acre of the various grains grown in the Provinces of Manitoba, Saskatchewan and Alberta, for the years 1898 to 1910.

Years.	YIELD PER ACRE—WHEAT.			YIELD PER ACRE—OATS.			YIELD PER ACRE—BARLEY.			YIELD PER ACRE—FLAX.			
	Manitoba.		Alberta.	Manitoba.		Saskat- chewan.	Manitoba.		Saskat- chewan.	Manitoba.		Saskat- chewan.	Alberta.
	Saskat- chewan.	Spring.	Winter.	Saskat- chewan.	Manitoba.	Saskat- chewan.	Manitoba.	Saskat- chewan.	Manitoba.	Saskat- chewan.	Manitoba.	Saskat- chewan.	Alberta.
1898.....	17.41	17.30	25.27	35.02	44.50	23.95	29.17	21.81	32.00	14.00
1899.....	17.13	18.49	23.74	38.30	42.16	30.17	29.40	20.97	26.80	14.00
1900.....	8.9	9.	19.22	20.5	33.82	16.68	18.9	18.16	25.37	8.4
1901.....	25.1	25.41	24.58	40.3	40.68	44.76	34.2	31.48	32.81	12.7
1902.....	26.	22.57	18.86	47.5	31.74	30.93	35.9	20.91	21.31	13.7
1903.....	16.42	19.44	18.65	38.62	31.95	32.71	26.66	24.94	25.51	10.5
1904.....	16.52	17.51	16.58	38.8	31.04	31.04	30.54	24.27	26.12	13.1
1905.....	21.07	23.09	21.46	42.6	39.18	42.70	32.5	27.11	27.36	13.2
1906.....	19.49	21.40	23.07	43.85	39.12	37.45	36.96	24.57	29.32	14.6
1907.....	14.22	13.52	18.25	34.8	30.11	29.09	25.7	17.02	19.78	12.25
1908.....	17.28	13.68	18.81	36.8	36.93	27.29	27.54	17.28	25.03	11.8
1909.....	17.33	22.1	25.	37.1	40.	47.1	27.31	32.1	25.	12.29
1910.....	13.47	15.58	12.61	28.7	24.64	30.40	20.75	24.58	20.78	9.97

SESSIONAL PAPER No. 10d

No. 28.—ESTIMATED Acreage under Crop in the Provinces of Ontario, Quebec, New Brunswick, Nova Scotia and Prince Edward Island, for the undermentioned years.

Years.	WHEAT—ACRES.					OATS—ACRES.						
	Ontario.	Quebec.	New Brunswick.	Nova Scotia.	Prince Edward Island.	Total.	Ontario.	Quebec.	New Brunswick.	Nova Scotia.	Prince Edward Island.	Total.
	1900.	1,445,545	133,764	26,807	16,327	1,472,412	2,398,834	1,349,384	178,992	90,924	2,577,826	
1901.	1,269,635	133,764	26,010	16,327	1,445,736	2,408,464	1,349,384	184,114	90,924	4,032,886		
1902.	1,051,707	133,764	22,602	16,327	1,074,399	2,500,758	1,349,384	171,913	90,924	2,672,671		
1903.	913,516	133,764	21,544	16,327	935,090	2,638,665	1,349,384	176,969	90,924	2,813,574		
1904.	833,485	133,764	20,410	16,327	853,895	2,654,936	1,349,384	178,074	90,924	2,855,562		
1905.	980,329	133,764	20,684	16,327	1,007,013	2,668,416	1,349,384	187,146	90,924	2,833,910		
1906.	959,032	133,764	20,824	16,327	979,856	2,716,711	1,349,384	194,647	90,924	2,911,358		
1907.	820,678	133,764	20,601	16,327	1,005,243	2,932,509	1,349,384	194,211	90,924	4,913,592		
1908.	821,766	133,764	17,579	16,327	903,045	2,774,259	1,542,500	191,865	135,000	4,703,724		
1909.	788,536	133,764	14,447	16,327	960,183	2,695,585	1,574,100	194,815	138,000	4,780,500		
1910.	872,792	133,764	13,988	16,327	1,007,810	2,757,333	1,649,600	196,795	144,900	4,749,228		

Years.	BARLEY—ACRES.					PEAS—ACRES.						
	Ontario.	Quebec.	New Brunswick.	Nova Scotia.	Prince Edward Island.	Total.	Ontario.	Quebec.	New Brunswick.	Nova Scotia.	Prince Edward Island.	Total.
	1900.	557,810	104,017	5,053	7,679	582,863	661,592	77,960	148	661,592		
1901.	637,201	104,017	4,396	7,679	753,293	602,724	77,960	148	680,832			
1902.	661,622	104,017	4,235	7,679	777,553	532,659	77,960	148	532,659			
1903.	709,839	104,017	4,113	7,679	825,648	407,133	77,960	148	407,133			
1904.	772,434	104,017	3,906	7,679	888,036	339,290	77,960	148	339,290			
1905.	772,633	104,017	4,104	7,679	888,533	374,518	77,960	148	374,518			
1906.	756,163	104,017	4,277	7,679	868,137	410,356	77,960	148	410,356			
1907.	769,891	112,979	4,094	10,234	897,228	340,977	55,817	1,635	340,977			
1908.	734,029	109,600	3,416	9,700	866,745	396,642	46,400	1,500	396,642			
1909.	685,262	108,400	10,600	5,900	810,162	381,609	46,400	1,500	381,609			
1910.	626,144	104,000	10,900	10,900	741,044	403,414	44,000	11,500	403,414			

No. 28.—ESTIMATED Acreage under Crop in the Provinces of Ontario, Quebec, New Brunswick, Nova Scotia and Prince Edward Island, for the undermentioned years—*Concluded.*

Years.	RYE—ACRES.					CORN—ACRES.						
	Ontario.	Quebec.	New Brunswick.	Nova Scotia.	Prince Edward Island.	Total.	Ontario.	Quebec.	New Brunswick.	Nova Scotia.	Prince Edward Island.	Total.
1900.	142,213	19,530	142,213	330,772	55,815	330,772
1901.	158,236	19,530	1,015	178,781	323,923	1,767	381,495
1902.	189,318	189,318	371,959	371,959
1903.	179,277	179,277	378,924	378,924
1904.	130,702	130,702	339,882	339,882
1905.	101,292	101,292	295,005	295,005
1906.	79,870	79,870	470,252	470,252
1907.	69,745	22,005	845	49	92,644	544,288	2,055	1,016	547,359
1908.	87,908	20,200	108,108	553,443	33,600	567,043
1909.	94,661	19,000	113,661	322,789	32,200	354,989
1910.	95,397	17,700	113,097	320,519	29,099	349,618

Years.	BUCKWHEAT—ACRES.					TOTAL—ACRES.						
	Ontario.	Quebec.	New Brunswick.	Nova Scotia.	Prince Edward Island.	Total.	Ontario.	Quebec.	New Brunswick.	Nova Scotia.	Prince Edward Island.	Total.
1900.	102,570	69,165	171,735	5,659,336	280,077	5,939,413
1901.	88,266	70,114	9,345	270,327	5,488,449	1,843,072	284,634	127,105	7,743,350
1902.	93,324	102,602	63,022	156,346	5,308,003	261,772	5,569,775
1903.	95,487	61,495	156,982	5,322,871	264,061	5,586,932
1904.	100,608	61,574	162,182	5,161,307	263,904	5,425,271
1905.	101,591	60,565	162,156	5,198,193	272,499	5,470,692
1906.	106,444	57,588	164,032	5,498,828	277,336	5,776,164
1907.	113,039	1,248	58,262	18,657	4,294	195,500	5,888,127	1,782,910	277,108	182,624	222,269	8,065,098
1908.	140,605	91,400	58,444	18,000	3,000	312,349	5,488,652	1,954,700	271,304	184,800	188,100	8,087,556
1909.	176,630	70,600	56,735	18,000	3,840	325,805	5,165,072	1,951,200	265,997	188,700	220,400	7,791,369
1910.	194,913	69,456	50,305	18,000	338,674	5,271,112	2,013,255	267,088	206,930	7,768,385

No. 29.—STATEMENT showing the Estimated average yield per acre of the various grains grown in the Provinces of Ontario, Quebec, New Brunswick, Nova Scotia and Prince Edward Island, for the Years 1898 to 1910—*Continued*.

Years.	RYE.					PEAS.				
	Ontario.	Quebec.	New Brunswick.	Nova Scotia.	Prince Edward Island.	Ontario.	Quebec.	New Brunswick.	Nova Scotia.	Prince Edward Island.
1898	16.2					15.6				
1899	16.6					20.4				
1900	16.6					21.2				
1901	16.1					16.7				
1902	18.15					14.4				
1903	16.6					21.9				
1904	15.3					19.5				
1905	16.9					19.0				
1906	16.6					18.0				
1907	15.5					21.6				
1908	16.5	16.10				18.7	13.00		19.00	
1909	16.6	17.60				20.0	16.20		24.00	
1910	17.0	17.40				14.9	16.57		21.00	

Years.	BUCKWHEAT.				
	Ontario.	Quebec.	New Brunswick.	Nova Scotia.	Prince Edward Island.
1898	15.8				
1899	16.7				
1900	18.3				
1901	19.9				
1902	20.5		23.8		
1903	21.5		23.1		
1904	20.4		20.4		
1905	21.7		19.1		
1906	16.8		20.4		
1907	22.5		24.9		
1908	23.6	23.10	23.4	31	
1909	24.2	28.08	24.7	26.	
1910	24.1	26.65	24.6	27.	

No. 30.—ESTIMATED Grain Production in Canada.

NOTE.—F.—Fall; S.—Spring; W.—Winter.

Province.	Wheat.	Oats.	Barley.	Flax.	Rye.	Pease.	Buckwheat.	Totals.
1900.	Bush.	Bush.	Bush.	Bush.	Bush.	Bush.	Bush.	Bush.
	{ F. 23,369,737 } { S. 6,940,333 }	89,693,327	16,909,751	2,357,635	14,058,198	1,874,261	155,203,242
	New Brunswick.....	5,281,690	120,222	1,527,610	7,433,823
	Manitoba.....	8,814,312	2,939,477	164,313	9,048	24,978,194
	N. W. Territories.....	4,028,294	4,226,152	353,216	8,607,662
Totals.....	47,867,917	108,015,481	20,322,666	164,313	2,383,427	14,067,246	3,401,871	196,222,921
1901.	{ F. 16,017,029 } { S. 5,498,751 }	78,334,490	16,761,076	2,547,313	10,089,173	1,757,071	131,004,903
	New Brunswick.....	4,944,992	99,540	5,523,418
	Manitoba.....	50,011,835	27,796,588	6,536,155	266,420	62,261	16,349	84,689,698
	N. W. Territories.....	12,808,447	11,113,066	795,100	195,100	24,911,713
	Totals.....	84,814,948	122,189,136	24,191,871	461,520	2,609,574	10,105,522	1,757,071
1902.	{ F. 20,233,669 } { S. 6,048,024 }	106,431,439	21,890,602	3,569,332	7,664,679	1,911,683	167,689,428
	New Brunswick.....	453,640	106,701	1,501,731	7,375,421
	Manitoba.....	53,077,267	34,478,160	11,848,422	564,440	49,900	34,154	100,052,343
	N. W. Territories.....	13,956,850	10,661,295	870,417	170,670	25,659,232
	Totals.....	93,769,450	156,884,243	34,716,142	735,110	3,559,232	7,698,833	3,413,414
1903.	{ F. 17,242,763 } { S. 4,650,707 }	110,228,103	24,378,817	2,970,768	8,924,650	2,049,169	170,444,977
	New Brunswick.....	456,235	5,791,607	105,117	1,424,738	7,777,687
	Manitoba.....	40,116,348	33,035,744	8,707,252	586,960	88,182	41,483	82,525,959
	N. W. Territories.....	16,029,149	14,179,705	1,842,284	292,852	32,343,990
	Totals.....	78,495,202	163,235,159	35,033,470	879,802	3,058,950	8,966,133	3,473,897

No. 30.—ESTIMATED Grain Production in Canada—Continued.

NOTE.—F.—Fall; S.—Spring; W.—Winter.

Province.	Wheat.	Oats.	Barley.	Flax.	Rye.	Pease.	Buckwheat.	Totals.
1904.								
Ontario.....	{ F. 9,160,623 S. 3,471,103 }	102,173,443	24,567,825	2,001,826	6,629,866	2,066,234	150,070,920
New Brunswick.....	359,545	5,153,262	88,772	1,262,050	6,863,629
Manitoba.....	39,162,488	36,289,979	11,177,970	464,106	125,800	87,220,373
N. W. Territories.....	16,875,537	16,365,846	2,206,577	171,437	35,619,397
Totals.....	69,029,266	159,982,530	38,041,144	635,543	2,127,686	6,629,866	3,328,284	279,774,319
1905.								
Ontario.....	{ F. 17,933,961 S. 3,582,627 }	105,563,572	24,265,394	1,714,951	7,100,021	2,199,652	162,360,178
New Brunswick.....	404,897	5,486,528	96,809	1,157,237	7,145,471
Manitoba.....	55,761,416	45,484,025	14,064,175	326,964	173,075	53,706	115,863,361
Saskatchewan.....	26,107,286	19,213,055	893,396	398,399	46,612,136
Alberta.....	2,306,524	9,514,180	1,773,914	8,337	13,602,955
Totals.....	106,096,711	185,261,360	41,093,688	733,700	1,888,026	7,153,727	3,356,889	345,584,101
1906.								
Ontario.....	{ F. 18,841,774 S. 3,267,000 }	108,341,455	25,253,011	*23,988,682	1,327,582	7,388,987	1,792,903	190,201,394
New Brunswick.....	406,853	5,695,580	99,355	1,179,998	7,381,786
Nova Scotia.....	200,000	2,100,000	150,000	14,000	2,464,000
Manitoba.....	61,250,413	50,692,977	17,532,553	274,330	100,680	67,301	129,918,254
Saskatchewan.....	37,040,098	23,965,528	1,316,415	710,689	119,480	63,052,210
Alberta.....	{ W. 1,301,359 S. 2,664,661 }	13,136,913	2,157,957	38,491	22,462	111,423	19,333,266
British Columbia.....	533,353	1,529,411	625,000	2,687,744
Totals.....	125,505,491	205,461,864	47,134,291	*23,988,682 1,023,510	1,464,724	7,456,288	2,972,901	415,038,654
1907.								
Ontario.....	{ F. 15,545,491 S. 2,473,651 }	83,524,301	21,718,332	*22,247,931	1,081,706	7,365,036	2,546,468	156,502,916
New Brunswick.....	410,714	5,748,134	96,558	1,451,911	7,707,317
Nova Scotia.....	336,318	4,105,580	283,646	14,088	4,739,632

SESSIONAL PAPER No. 10a

Quebec.....	{ F. 47,563 } { S. 1,692,164 } 582,450	41,327,762	2,885,347	340,000	1,017,223	2,811,810	50,121,869	
Prince Edward Island.....	6,313,872	172,371	939	9,088	141,194	7,219,914	
Totals, Eastern Provinces.....	21,088,351	141,019,649	25,156,254	*22,247,931	1,436,733	8,391,347	6,951,383	226,291,648	
Manitoba.....	39,688,266	42,140,745	16,752,724	317,347	83,682	27,521	99,010,285	
Saskatchewan.....	27,691,601	23,324,903	1,350,265	1,364,716	53,731,485	
Alberta.....	{ W. 1,932,925 } { S. 2,261,610 } 442,000	{ 9,247,914 } { 1,730,000 }	{ 1,082,460 } { 88,560 }	{ 50,002 } { }	10,595	13,346	14,588,852	
British Columbia.....	1,730,000	88,560	21,600	2,282,160	
Totals, Western Provinces.....	72,016,402	76,443,562	19,274,009	1,732,065	115,877	{ 13,346 } { 27,521 }	169,612,782	
Grand Totals.....	93,104,753	217,463,211	44,430,263	{ *22,247,931 } { 1,732,065 }	1,552,610	{ 13,346 } { 8,418,868 }	6,951,383	395,904,430	
1908.									
Ontario.....	{ F. 16,430,476 } { S. 2,197,716 } 292,491	96,626,419	20,888,569	*23,601,122	1,453,616	7,401,336	3,323,688	171,922,922	
New Brunswick.....	5,396,273	75,915	1,372,072	7,130,751	
Nova Scotia.....	4,050,000	223,100	28,500	598,000	5,271,600	
Quebec.....	1,424,000	35,478,000	2,170,000	*1,126,000	325,000	675,000	2,111,000	43,309,000	
Prince Edward Island.....	425,000	6,124,000	248,000	14,000	129,000	6,940,000	
Totals, Eastern Provinces.....	21,181,683	147,674,692	23,605,584	24,727,122*	1,778,616	8,118,836	7,483,740	234,580,273	
Manitoba.....	49,252,539	44,686,043	18,135,757	502,206	334,609	147,033	113,058,187	
Saskatchewan.....	50,654,629	48,379,838	3,965,724	2,589,352	55,008	190,713	105,735,264	
Alberta.....	{ S. 4,001,503 } { W. 3,093,422 } 464,100	{ 15,922,974 } { 1,816,500 }	1,949,164	73,762	22,625	1,697	25,073,147	
British Columbia.....	1,816,500	98,000	22,700	2,396,300	
Totals, Western Provinces.....	107,466,193	110,805,355	24,143,645	3,165,320	434,942	147,033	110,410	246,262,898	
Grand Totals.....	128,647,876	258,480,047	47,749,229	*24,727,122 } 3,165,320	2,213,558	8,265,869	7,483,740	480,843,171	
1909.									
Ontario.....	{ F. 15,967,653 } { S. 2,223,567 } 268,079	90,235,579	18,776,777	*22,619,690	1,573,921	7,613,656	4,280,790	163,291,633	
New Brunswick.....	5,682,338	70,000	1,405,775	7,426,192	
Nova Scotia.....	412,000	4,140,000	243,800	36,000	468,000	5,299,800	
Quebec.....	1,679,000	42,501,000	2,604,000	*1,047,000	335,000	752,000	1,982,000	50,900,000	
Prince Edward Island.....	537,000	7,246,000	275,000	19,000	130,000	8,207,000	
Totals, Eastern Provinces.....	21,087,299	149,804,917	21,969,577	*23,666,690	1,908,921	8,420,656	8,266,565	235,124,625	

No. 30.—ESTIMATED Grain Production in Canada—Concluded.

NOTE.—F.—Fall; S. Spring; W.—Winter.

Province.	Wheat.	Oats.	Barley.	Flax.	Rye.	Pease.	Buckwheat.	Totals.
	Bush.	Bush.	Bush.	Bush.	Bush.	Bush.	Bush.	Bush.
1909—Concluded.								
Manitoba.....	45,774,707	50,983,056	16,416,634	253,636	50,891	25,327		113,504,451
Saskatchewan.....	90,215,000	105,465,000	7,833,000	4,448,700				207,901,700
Alberta.....	6,250,000	20,000,000	2,500,000	82,450	18,000	11,500		30,861,850
British Columbia.....	2,000,000							
	460,524	2,162,350	91,474					2,714,348
Totals, Western Provinces.....	144,700,231	178,610,406	26,841,108	4,784,786	68,891	37,027		355,042,449
Grand Totals.....	165,787,530	328,415,323	48,810,685	4,784,786 *23,666,690	1,977,812	8,457,683	8,286,565	590,167,074
1910.								
Ontario.....	{ F. 19,837,172 S. 2,439,833 }	102,084,924	19,103,107	*24,900,386	1,620,333	6,016,003	4,693,881	180,745,639
New Brunswick.....	265,848	5,847,877				31,500	1,390,717	7,504,442
Nova Scotia.....	534,255	5,550,200	316,000			729,000	486,000	6,917,955
Quebec.....	1,827,000	48,927,000	2,547,000	*860,000	308,000	12,000	1,851,000	57,049,000
Prince Edward Island.....	550,000	6,250,000	225,000				115,000	7,152,000
Totals, Eastern Provinces.....	25,504,108	168,660,001	22,191,107	*25,760,386	1,925,333	6,788,503	8,536,598	259,369,036
Manitoba.....	39,916,391	42,647,766	12,960,038	410,928	100,388	33,004		96,008,515
Saskatchewan.....	72,666,399	63,315,295	5,859,018	3,044,138				144,884,850
Alberta.....	{ S. 5,687,956 W. 2,206,564 }	12,158,530	1,889,509	46,155	28,366			22,027,020
Totals, Western Provinces.....	120,487,310	118,121,591	20,708,565	3,501,221	128,694	33,004		262,980,385
Grand Totals.....	145,991,418	286,781,592	42,899,672	29,261,607	2,057,027	6,821,507	8,536,598	522,459,421

*Corn.

†Speltz.

NOTE.—These are the figures compiled by the various provinces.

No. 31.—World's Wheat Production.

Country.	1906.	1907.	1908.	1909.	1910.
North America—					
United States.....	Bushels. 735,261,000	Bushels. 634,087,000	Bushels. 604,602,000	Bushels. 737,189,000	Bushels. 695,443,000
Canada.....	128,000,000	92,662,753	128,647,876	166,744,000	149,990,000
Mexico.....	7,000,000	10,000,000	8,000,000	9,600,000	8,000,000
Total, North America.....	870,261,000	736,749,753	801,249,876	913,533,000	853,433,000
South America—					
Argentina.....	134,931,000	155,993,000	192,489,000	156,104,000	131,012,000
Chile.....	12,157,000	15,776,000	17,000,000	20,000,000	19,743,000
Uruguay.....	4,606,000	6,867,000	7,430,000	8,000,000	8,000,000
Total, South America.....	151,694,000	178,636,000	216,919,000	184,104,000	158,755,000
Europe—					
Austria-Hungary.....	268,675,000	185,059,000	230,624,000	187,431,000	259,272,000
Belgium.....	12,964,000	12,000,000	13,000,000	16,000,000	14,400,000
Bulgaria.....	55,076,000	30,000,000	47,072,000	42,472,000	61,126,000
Denmark.....	4,161,000	4,000,000	4,400,000	3,771,000	4,226,000
Finland.....	100,000	100,000	135,000
France.....	324,919,000	369,970,000	310,526,000	359,178,000	263,922,000
Germany.....	144,754,000	127,843,000	138,442,000	138,617,000	142,509,000
Greece.....	8,000,000	8,000,000	7,000,000	6,400,000	6,400,000
Italy.....	176,464,000	177,543,000	150,792,000	189,961,000	153,339,000
Montenegro.....	200,000	200,000	200,000
Netherlands.....	4,978,000	5,000,000	5,075,000	4,113,000	4,324,000
Norway.....	303,000	200,000	330,000	312,000	314,000
Portugal.....	9,000,000	6,000,000	5,000,000	4,000,000	4,000,000
Roumania.....	113,867,000	42,237,000	54,813,000	58,873,000	110,828,000
Russia—					
Russia Proper.....	344,765,000	455,000,000	*569,484,000	790,245,000	776,619,000
Poland.....	21,152,000
Northern Caucasus.....	85,046,000
Total, Europe.....	1,826,422,000	1,616,086,000	1,761,731,000	2,066,353,000	2,051,502,000
Servia.....	450,963,000	8,375,000	14,000,000	15,200,000	11,600,000
Spain.....	13,211,000	100,331,000	119,970,000	144,105,000	137,449,000
Sweden.....	140,656,000	5,363,000	6,756,000	6,910,000	7,522,000
Switzerland.....	6,650,000	3,527,000	3,527,000	3,568,000	3,417,000
Turkey.....	4,000,000	16,000,000	25,000,000	32,000,000	32,000,000
United Kingdom.....	62,481,000	58,275,000	55,685,000	63,197,000	58,235,000

No. 31.—World's Wheat Production—Concluded.

Country.	1906.	1907.	1908.	1909.	1910.
Asia—					
British India (including such native states as report)	Bushels. 320,288,000	Bushels. 315,386,000	Bushels. 229,092,000	Bushels. 283,495,000 (4)	Bushels. 357,109,000
Cyprus	2,410,000	2,000,000	2,700,000	3,200,000	3,200,000
Japanese Empire	20,461,000	23,132,000	22,466,000	22,296,000	23,703,000
Persia	16,000,000	16,000,000	16,000,000	14,000,000	13,600,000
Russia—					
Central Asia	11,486,000	56,000,000			
Siberia	45,833,000				
Trans-Caucasia	108,000				
Turkey	57,427,000	35,000,000	35,000,000	32,000,000	32,000,000
	35,000,000				
Total, Asia	451,586,000	447,518,000	305,258,000	354,991,000	429,612,000
Africa—					
Algeria	34,080,000	31,120,000	28,000,000	34,769,000	39,375,000
Cape of Good Hope	2,000,000	2,000,000	2,000,000	2,800,000	2,800,000
Egypt	12,000,000	12,000,000	25,000,000	12,000,000	12,000,000
Natal	8,000	6,000	3,000		
Soudan	542,000	500,000	500,000		
Tunis	4,409,000	6,000,000	2,838,000	6,430,000	5,512,000
Total, Africa	53,039,000	51,626,000	58,341,000	55,999,000	59,687,000
Australia	70,681,000	68,185,000	45,987,000	62,591,000	90,642,000
New Zealand	7,013,000	5,782,000	5,743,000	8,773,000	8,255,000
Total, Australasia	77,694,000	73,967,000	51,730,000	71,364,000	98,877,000
Grand total	3,430,696,000	3,104,582,753	3,195,228,876	3,646,404,000	3,651,866,000

Although Canada's wheat crop for 1910 is not as large as that shown for 1909, yet the yield was sufficiently large to enable her to still retain seventh place on the list of the world's wheat producing countries as in 1909.

*Includes Asiatic Russia.

SESSIONAL PAPER No. 10a

No. 32.—WORLD'S Oat Production.

Country.	1906.	1907.	1908.	1909.	1910.
	Bushels.	Bushels.	Bushels.	Bushels.	Bushels.
North America—					
United States	(1) 964,905,000	(2) 754,443,000	(2) 807,156,000	(2) 948,097,000	(1) 1,060,484,000
Canada	(6) 251,194,000	(6) 210,869,000	(5) 258,480,047	(5) 353,466,000	(5) 325,449,000
Mexico	17,000	17,000	17,000		
Total, North America	1,216,116,000	965,329,000	1,065,653,047	1,301,563,000	1,383,933,000
Europe—					
Argentina				30,103,000	38,321,000
Austria-Hungary	(5) 251,368,000	(5) 257,172,000	(6) 222,374,000	(6) 254,657,000	(6) 211,697,000
Belgium	45,228,000	45,000,000	44,000,000		
Bulgaria	18,793,000	18,000,000	8,500,000	8,805,000	12,417,000
Denmark	40,179,000	40,000,000	41,000,000	47,315,000	43,390,000
Finland	18,000,000	18,000,000	19,000,000		
France	(4) 256,943,000	(4) 314,132,000	(4) 287,190,000	(4) 360,605,000	(4) 337,812,000
Germany	(3) 580,875,000	(3) 630,324,000	(3) 530,131,000	(3) 595,110,000	(3) 515,578,000
Greece					
Italy	18,000,000	20,000,000	18,000,000	40,849,000	26,894,000
Montenegro					
Netherlands	19,588,000	20,000,000	21,000,000	19,938,000	19,160,000
Norway	9,297,000	6,000,000	11,315,000	9,656,000	11,267,000
Portugal					
Roumania	26,165,000	17,842,000	17,212,000	26,233,000	28,723,000
Russia—					
Russia Proper	544,933,000	728,351,000	743,506,000		
Poland	66,425,000	72,573,000	66,136,000		
Northern Caucasus	21,933,000	19,697,000	24,860,000	(1)1,103,390,000	(2) 985,633,000
Total, Russia	(2) 633,291,000	(1) 820,621,000	(1) 834,502,000		
Servia	4,642,000	2,984,000	3,000,000		
Spain	45,632,000	16,998,000	28,114,000	32,289,000	27,312,000
Sweden	64,550,000	67,741,000	72,773,000	76,045,000	83,553,000
Switzerland					
Turkey	190,024,000	198,718,000	191,362,000	205,022,000	203,992,000
United Kingdom					
Total, Europe	2,222,375,000	2,493,532,000	2,349,473,000	2,810,014,000	2,545,749,000

*Includes Asiatic Russia.

No. 32.—World's Oat Production—Concluded

Country.	1906.	1907.	1908.	1909.	1910.
Asia—					
Cyprus.....	Bushels. 359,000	Bushels. 400,000	Bushels. 340,000	Bushels. 4,769,000	Bushels. 2,247,000
Japan.....					
Russia—					
Central Asia.....	9,805,000	18,048,000	18,540,000		
Siberia.....	69,873,000	67,114,000	89,500,000		
Trans-Caucasia.....	35,000	14,000	27,000		
Total, Asia.....	79,713,000	85,176,000	108,067,000		
Africa—					
Algeria.....	80,072,000	85,576,000	108,407,000	4,769,000	2,247,000
Cape Good Hope.....	7,000,000	7,000,000	8,500,000	10,045,000	12,478,000
Egypt.....	3,000,000	3,000,000	2,596,000		
Natal.....	7,000	8,000	5,000		
Soudan.....	2,411,000	2,000,000	1,135,000	5,123,000	5,057,000
Tunis.....					
Total, Africa.....	12,418,000	12,008,000	12,236,000	15,168,000	17,555,000
Australia.....	10,805,000	14,041,000	9,472,000	18,631,000	
New Zealand.....	13,108,000	11,555,000	15,495,000	21,687,000	
Total, Australasia.....	23,913,000	25,596,000	24,967,000	40,318,000	
Grand total.....	3,555,094,000	3,582,041,000	3,560,736,047	4,171,835,000	3,949,464,000

In the world's production of oats, Canada has been able to maintain fifth place, during the last three years, despite the fact that her chief competitors have shown large increases.

No. 33.—World's Barley Production—Concluded.

Country.	1906.	1907.	1908.	1909.	1910.
	Bushels.	Bushels.	Bushels.	Bushels.	Bushels.
Asia—					
British India (including such native states as report)	2,778,000	3,000,000	3,100,000	3,100,000	3,100,000
Cyprus	84,017,000 (5)	90,594,000 (5)	87,965,000 (5)	87,996,000 (5)	89,665,000
Japanese Empire					
Russia—					
Central Asia	2,614,000	4,385,000	4,345,000	4,345,000	4,345,000
Siberia	5,136,000	4,956,000	6,103,000	6,103,000	6,103,000
Trans-Caucasia	13,000	4,000	13,000	13,000	13,000
Turkey	7,763,000	9,345,000	10,461,000	10,461,000	10,461,000
Total, Asia	94,558,000	102,939,000	101,326,000	101,326,000	101,326,000
Africa—					
Algeria	35,000,000	35,000,000	35,000,000	35,000,000	35,000,000
Cape Good Hope	900,000	900,000	900,000	900,000	900,000
Natal	5,000	5,000	5,000	5,000	5,000
Soudan	334,000	300,000	300,000	300,000	300,000
Tunis	7,863,000	8,000,000	4,257,000	9,186,000	6,660,000
Total, Africa	44,102,000	44,205,000	40,462,000	59,194,000	55,368,000
Australia	1,945,000	2,319,000	2,055,000	3,143,000	3,143,000
New Zealand	1,056,000	1,068,000	1,200,000	2,019,000	2,019,000
Total, Australasia	3,001,000	3,387,000	3,255,000	5,162,000	5,162,000
Grand total	1,286,292,000	1,267,814,000	1,266,097,229	1,454,375,000	1,366,402,000

The decrease in the production of barley in Canada for 1910, has caused Canada to drop from eighth to ninth place among the countries of the world producing this cereal.

SESSIONAL PAPER No. 10d

No. 34.—SUMMARY of Revenue accrued for years ended June 30, 1904, 1905, 1906, 1907 (9 mos.), 1908, 1909 and 1910, from Inspection of Staples or General Inspection Branch.

	1904.	1905.	1906.	1907.	1908.	1909.	1910.
	\$ c.	\$ c.	\$ c.	\$ c.	\$ c.	\$ c.	\$ c.
Toronto, grain inspection and samples sold.....	3,111 68	1,639 50	2,682 72	2,696 36	1,667 76	3,733 29	1,364 55
Montreal, grain inspection and samples sold.....	4,599 20	4,838 95	3,261 65	1,865 95	2,743 30	1,961 92	1,390 08
Manitoba Inspection Division grain inspection and weighing, elevator, warehouse and other licenses, samples sold and vessel overtime...	53,157 43	57,117 58	96,153 26	67,859 74	119,934 60	129,679 05	158,638 35
Toronto, inspection of hay...	28 20	11 80	4 00	40 30	35 45	72 00	57 27
Peterborough, grain inspection and samples sold.....		680 70	240 75	275 60	384 40	482 00	287 20
Kingston, grain inspection and samples sold.....		369 07	256 82	176 80	139 63	69 30	95 84
Binder twine, fines and penalties.....	921 83	1,686 20	3,100 00	562 50	3,517 20		
Culling timber.....	9,449 25	8,218 62	4,335 43	2,329 91	4,850 20	4,783 88	3,637 96
Casual revenue.....			50 60	1 20	0 50		
Totals.....	71,267 59	74,562 42	110,085 23	75,808 36	133,273 04	140,781 44	165,471 25

1 GEORGE V., A. 1911

No. 35.—STATEMENT showing Fees chargeable for the Inspection of Staple Articles under the Inspection and Sale Act.

INSPECTION OF GRAIN.—Per car, 50 cents; in cargoes, 50 cents per 1,000 bushels; in sacks, $\frac{1}{2}$ c. per cental.

WEIGHING OF GRAIN.—Per car, 30 cents; in cargoes, 30 cents per 1,000 bushels.

INSPECTION OF HAY.—Per ton, 20 cents.

FLOUR AND MEAL.

(f.) For such inspection and branding and marking the person who required the inspection thereof shall pay to the inspector for each and every barrel and half barrel of flour or meal so inspected and branded or marked the sum of two cents exclusive of the charge for cooperage, before such flour or meal is removed; and when any less quantity than one hundred barrels of flour or meal is offered for inspection at one time, the inspector shall be entitled to receive the full fees that would accrue to him on one hundred barrels.

(g.) As soon as any flour or meal is inspected, a bill of inspection shall be furnished by the inspector or deputy inspector without fee or reward, specifying neatly and legibly the quantity and quality ascertained by inspection, the gross weight of five per cent. thereof, and the tare of one per cent thereof and the charges therefor, and the name of the mill at which the flour or meal was manufactured.

When the inspector in his judgment deems it necessary to strip or empty out the flour to find out if there is the proper weight of flour in any cask he shall be entitled to two cents for each barrel so stripped or emptied if it proves to be of short weight, in addition to the two cents per barrel for inspecting and branding.

SESSIONAL PAPER No. 10d

No. 36.—STATEMENT of Revenue and Expenditure on account of Inspection of Grain for Eastern and Western Grain Inspection Divisions, with totals for the undermentioned years.

Fiscal Year.	REVENUE.			EXPENDITURE.		
	Western. Division.	Eastern. Division.	Total.	Western Division.	Eastern Division.	Total.
	\$ cts.	\$ cts.	\$ cts.	\$ cts.	\$ cts.	\$ cts.
1900.....	26,080 46	26,080 46	25,183 43	25,183 43
1901.....	16,282 55	16,282 55	25,773 04	25,773 04
1902.....	56,977 46	8,969 20	65,946 66	35,989 64	10,204 13	46,193 77
1903.....	73,256 74	11,051 31	84,308 05	49,051 53	14,775 91	63,827 44
1904.....	53,157 43	7,739 08	60,896 51	51,386 52	17,695 19	69,081 71
1905.....	57,117 58	7,540 02	64,657 60	65,347 62	18,570 73	83,918 35
1906.....	96,153 26	6,445 94	102,599 20	86,456 54	18,467 08	104,923 62
1907 (9 months).....	67,859 74	5,055 01	72,914 75	70,531 08	13,941 79	84,472 87
1908.....	119,934 60	4,970 54	124,905 14	108,046 25	18,085 04	126,131 29
1909.....	129,679 05	6,318 51	135,997 56	135,960 21	18,808 25	154,768 46
1910.....	158,638 35	3,194 94	161,833 29	161,008 05	18,947 93	179,955 98

1 GEORGE V., A. 1911

No. 37.—QUANTITY of Wheat Exported from

Fiscal Years.	Great Britain.	Australasia.	British Africa.	British West Indies.	Newfound land.	Other British Possessions.	Total British Empire.	Belgium.
	Bush.	Bush.	Bush.	Bush.	Bush.	Bush.	Bush.	Bush.
1874.....	4,509,195						4,509,195	66,000
1875.....	3,967,495						3,967,495	
1876.....	4,376,740						4,376,740	
1877.....	2,035,831				8,378		2,044,209	
1878.....	3,402,625				2,395		3,405,020	
1879.....	4,951,545				890		4,952,435	
1880.....	4,120,027						4,120,027	55,164
1881.....	2,329,958				22,000		2,351,958	
1882.....	3,255,495						3,255,495	28,146
1883.....	4,877,276					9	4,877,285	38,307
1884.....	689,626				2		689,628	
1885.....	1,978,201					10	1,978,211	
1886.....	3,089,706					5	3,089,711	
1887.....	5,048,084			45,265		15	5,093,364	26,806
1888.....	1,377,783					4	1,377,787	
1889.....	449,686				16		449,702	4,643
1890.....	410,796					3	410,799	
1891.....	1,015,954			150		3	1,016,107	
1892.....	6,810,664				34		6,810,698	5,718
1893.....	8,617,967					3	8,617,970	59,478
1894.....	9,090,310					14	9,090,324	
1895.....	8,786,798					19	8,786,817	
1896.....	9,729,368	62,965		40		35	9,792,408	
1897.....	7,717,292	100,805				15	7,818,112	
1898.....	18,091,962			600	599		18,093,161	455,688
1899.....	9,917,372			3,150	50		9,920,772	176,518
1900.....	15,975,858	7			6		15,975,871	438,046
1901.....	8,630,066			1,000	14		8,631,080	652,530
1902.....	25,244,489			6	4		25,244,499	586,861
1903.....	30,726,947	103,785	115,615	23	6	2,226	30,948,602	706,733
1904.....	16,346,793	8,001	110,306	10	20	13,104	16,478,234	267,646
1905.....	11,280,407		8,112		15		11,288,534	393,549
1906.....	36,027,692	200	69,780				36,097,672	352,407
1907 (9 mos.).....	24,432,786	1,833	49,712	15	40	9	24,484,395	105,784
1908.....	43,002,541		99,688		11		43,102,240	389,819
1909.....	45,891,249		5,766		10,035		45,907,050	1,651,574
1910.....	46,589,228		105,471	25		10	46,694,734	547,346

*214,960 bushels to Russia.

SESSIONAL PAPER No. 10d

Canada by Countries, Years 1874 to 1910.

France.	Germany.	Holland.	Italy.	Mexico.	United States.	Other Foreign Countries.	Total Foreign Countries.	Grand Total.
Bush.	Bush.	Bush.	Bush.	Bush.	Bush.	Bush.	Bush.	Bush.
131,820					1,874,202		2,072,022	6,581,217
					415,527		415,527	4,383,022
					1,693,629	24	1,693,653	6,070,393
					348,946		348,946	2,393,155
1					988,514		988,515	4,393,535
454					1,657,835		1,658,289	6,610,724
	3,991				911,323		970,478	5,090,505
	35	51,000			120,668	12	171,715	2,523,673
					561,394		589,540	3,845,035
59,345					878,471	14,050	990,173	5,867,458
					55,898		55,898	745,526
	17,335				345,410		362,745	2,340,956
	19,685				309,772		329,457	3,419,168
	170,048				341,508		538,362	5,631,726
	8,269				777,698		785,967	2,163,754
					36,560		41,203	490,905
	4,752				6,723		11,475	422,274
					1,092,109		1,092,109	2,108,216
	275,961	131,896			1,489,881		1,903,456	8,714,154
	22,555	117,248			454,633	1	653,915	9,271,885
	7,774	7,648			124,619	41,843	181,884	9,272,208
	18,682				20,190		38,872	8,825,689
	11,650				115,484		127,134	9,919,542
	20,559				16,603		37,162	7,855,274
37,522	199,747	92,359			84,630		869,946	18,963,107
107,288	30,773	12,000	40,617	150	17,337	15	384,698	10,305,470
143,692	92,839	11,115	100,298		82,785	4	868,779	16,844,650
91,550	28,369	4,903	278,140		53,186		1,108,678	9,739,758
195,280	8,000	6,603	61,199		15,088		873,031	26,117,530
	237,063	101,433	99,010		892,904		2,037,143	32,985,745
		21,137			11,262	749	300,794	16,779,028
					3,018,232		3,411,781	14,700,315
68,836	17,182	1,050		30,261	3,831,988	6	4,301,730	40,399,402
55,92					804,937	29,083	995,732	25,480,127
47,679					114,926	4	552,428	43,654,668
103,113	6,015	237,455	267,443	99,234	650,601	*214,964	3,230,399	49,137,449
223,309	72,000	270,157		77,623	1,856,181		3,046,616	49,741,350

1 GEORGE V., A. 1911

No. 38.—QUANTITY of Oats Exported from

Fiscal Years.	Great Britain.	British Africa.	British Guiana.	British West Indies.	New-foundland	Other British Possessions.	Total British Empire.	Belgium.
	Bush.	Bush.	Bush.	Bush.	Bush.	Bush.	Bush.	Bush.
1874.....	788,654			19,999	48,933		857,586	
1875.....	1,524,648			32,515	78,814		1,635,977	
1876.....	1,984,574		680	41,457	78,088		2,104,749	
1877.....	2,696,703		60	43,337	98,430		2,838,530	
1878.....	2,181,815		2,323	42,072	87,582		2,313,792	
1879.....	1,909,983			42,402	85,433		2,037,818	
1880.....	3,032,940		7	77,393	100,655		3,210,995	244,883
1881.....	2,504,331		14,890	94,561	88,118		2,701,900	67,626
1882.....	1,839,710		24,317	116,489	93,106		2,073,622	38,599
1883.....	129,117		55,133	109,230	109,855		403,335	
1884.....	901,069		87,309	161,700	133,306	9	1,283,393	
1885.....	1,866,221		24,087	122,547	135,771		2,148,626	
1886.....	3,280,787		48,901	141,511	113,666		3,584,865	
1887.....	1,627,629		41,902	150,517	127,211		1,947,259	
1888.....	177,194		70,772	117,864	125,344		491,174	20,927
1889.....	2,568		22,002	165,480	126,288		316,338	
1890.....	454,090		23,759	148,975	100,729		727,553	
1891.....	16,528		11,719	100,070	127,342		255,659	
1892.....	5,743,720		44,989	290,421	125,841		6,204,971	
1893.....	6,261,258		23,113	365,022	192,765		6,842,158	294,936
1894.....	1,738,666		58,501	331,067	186,292		2,314,526	76,888
1895.....	257,253		41,956	254,264	169,954		723,427	
1896.....	487,252		34,048	180,887	179,433		881,620	
1897.....	5,409,808		86,340	224,275	162,913		5,883,336	269,511
1898.....	8,143,107		45,901	160,846	144,050		8,493,904	430,508
1899.....	8,977,646		36,399	460,597	153,945	71	9,628,658	125,416
1900.....	6,028,704	33,934	48,733	336,238	194,053		6,641,662	113,996
1901.....	6,611,396	25,258	25,277	410,881	182,999		7,255,811	688,370
1902.....	3,544,674	642,810	53,233	371,254	103,370		4,715,341	113,746
1903.....	5,623,116	372,326	62,473	441,198	238,094	124,320	6,861,527	228,504
1904.....	3,607,938	38,654	40,079	390,137	302,583	5	4,379,396	42,030
1905.....	1,617,310	3,150	41,011	207,760	242,883	145,524	2,257,638	2,655
1906.....	1,885,166	512	38,327	189,037	227,242	63,609	2,403,893	124,292
1907.....	3,853,295	3,313	41,050	205,551	223,450	50,788	4,377,447	2,352
1908.....	5,617,102	8,262	50,483	191,348	261,572	163,258	6,292,025	28,200
1909.....	2,588,995	571	12,967	134,813	259,494	54,343	3,051,183	19,983
1910.....	1,024,491	1,690	11,383	165,423	256,477	98,371	1,557,835	

* Includes Spanish West Indies.

† 207,035 Bushels to Philippines.

‡ 279,461 Bushels to Philippines.

SESSIONAL PAPER No. 10d

Canada by Countries, Years 1874 to 1910.

Cuba.	Danish West Indies.	France.	Ger- many.	Holland	Mexico.	St. Pierre.	United States.	Other Foreign Counties.	Total Foreign Counties.	Grand Total.
Bush.	Bush.	Bush.	Bush.	Bush.	Bush.	Bush.	Bush.	Bush.	Bush.	Bush.
* 605	453					1,051	138,125	280	140,514	998,100
* 848	1,428					782	1,350,692	112	1,353,862	2,989,839
* 1,074	300	449,021				687	88,372	30	539,484	2,644,233
2,713		55,495				1,168	72,378		131,754	2,970,284
6,194	31					587	19,378	44	26,234	2,340,026
103	52	303,218				1,402	8,940	21,757	335,472	2,373,290
499	38	778,247				712	481,138	528	1,506,045	4,717,040
385	405	90,704				2,149	54,707	8,656	224,632	2,926,532
1,260		235,829				940	1,796,104	600	2,073,332	4,146,954
10,383		18				1,542	607,953	822	620,718	1,024,053
9,486						2,491	22,985	28,365	63,327	1,346,720
		44,126	38,982	18,651		1,068	94,971	12,578	210,376	2,359,002
88	40	215,261	106,878			2,697	240,159		565,123	4,149,988
2,221			56,204			2,214	40,342		100,981	2,048,240
760	15	25,276				3,286	25,193	100	75,547	566,721
468	80					3,004	16,789	506	20,847	337,185
12	60					1,729	27,530	908	30,239	757,792
276						2,010	2,264	360	4,910	260,569
6,966	400		1,900	11,915		7,221	165,947	15,009	209,358	6,414,329
* 327	6,197		14,971	49,076		2,761	63,300	180	431,748	7,273,906
* 75	254	60,216	181,731	110,453		1,769	63,342	9,448	504,176	2,818,702
* 12,756	1,275					3,317	175,043	11,157	203,548	926,975
* 10,775	895		19,435			2,396	45,320	7,696	86,517	968,137
* 144	1,230		344,544			3,056	43,470	1,590	663,545	6,546,881
* 577	596	102,459	637,400	133,615		2,390	65,574	9,440	1,382,559	9,876,463
* 875	998		407,757	9,369		2,766	129,954	7,199	684,334	10,312,992
1,350	554		28,727	882		3,087	137,785	1,171	287,552	6,929,214
544		133,676				9,304	63,446	3,912	899,252	8,155,063
	6					3,360	137,081	60,589	314,782	5,030,123
166,024	170	2,648				4,508	120,702	209,094	731,650	7,593,177
65,471	127			7,901		3,334	189,037	7,945	315,845	4,695,241
26,982	76					1,537	78,533	78	109,861	2,367,499
6,782	48	1,500	6,555	1,514	142	1,636	152,602	1,339	296,410	2,700,303
28,669			1,061		2,470	1,013	125,188	1,236	161,989	4,539,436
222,936			4,563		46,525	1,257	350,991	176,794	831,266	7,123,291
361,007			1,690		53,569	3,828	1,554,251 †	210,009	2,204,427	5,255,610
265,239					10,681	2,354	1,285,660 †	279,961	1,843,895	3,401,730

1 GEORGE V., A. 1911

No. 39.—QUANTITY of Barley Exported from

Fiscal Years.	Great Britain.	British Africa.	British West Indies.	Newfoundland.	Other British Possessions.	Total British Empire.
	Bush.	Bush.	Bush.	Bush.	Bush.	Bush.
1874.....	24		40	3,119		3,183
1875.....			76	5,134		5,210
1876.....	22		75	3,493		3,590
1877.....	95,696		71	6,894		102,661
1878.....	664,062		1,217	3,176		768,455
1879.....	186,580		1,154	2,847		190,581
1880.....	486,806		293	6,658		493,757
1881.....	69,188		49	6,386		75,623
1882.....	6,306		8	4,881		11,195
1883.....	68,729		37	6,784		75,550
1884.....	65,238		74	7,161		72,473
1885.....	30,077			9,004		39,081
1886.....	19,153		1	6,861		26,015
1887.....	10,443			8,801		19,244
1888.....	1,687		65	7,850		9,602
1889.....	6,312			7,394		13,706
1890.....	27,132		40	8,973		36,145
1891.....	132,650			7,714		140,364
1892.....	2,439,959			1,792		2,441,751
1893.....	550,695		299	4,494		555,488
1894.....	97,971		319	5,564		103,854
1895.....	30,365		224	3,569		34,158
1896.....	45,769		12	1,019		46,800
1897.....	534,096		50	1,130	32	535,308
1898.....	308,424		51	857		309,332
1899.....	116,131			383		116,514
1900.....	1,753,135			818	447	1,754,400
1901.....	2,009,708	833	1,199	711	275	2,012,726
1902.....	345,936	1,695	25	12		347,668
1903.....	626,006	15,885	133	14	2,500	644,538
1904.....	703,166	311	3,411	384	204	707,476
1905.....	787,577		4	87	89	787,757
1906.....	790,804		58	2	48	790,912
1907.....	1,115,979		2		2	1,115,983
1908.....	1,392,783	6	10	12	66	1,392,877
1909.....	2,160,890		41	2	28	2,160,961
1910.....	1,431,922		5	115	43	1,432,085

SESSIONAL PAPER No. 10d

Canada by Countries, Years 1874 to 1910.

Belgium.	Germany.	Holland.	Italy.	Mexico.	United States.	Other Foreign Countries.	Total Foreign Countries.	Grand Total.
Bush.	Bush.	Bush.	Bush.	Bush.	Bush.	Bush.	Bush.	Bush.
					3,745,087		3,745,087	3,748,270
					5,413,844		5,413,844	5,419,054
					10,164,551	35	10,164,586	10,168,176
					6,243,033	3	6,243,036	6,348,697
	500				6,498,444		6,498,944	7,267,399
					5,193,324	17	5,193,341	5,383,922
13,400					6,732,403	2	6,745,805	7,239,562
					8,724,931	25	8,724,956	8,800,579
					11,577,251		11,577,251	11,588,446
					8,741,626	40	8,741,666	8,817,216
7,160					7,700,581	48	7,707,789	7,780,262
					9,028,314		9,028,314	9,067,395
					8,528,287		8,528,287	8,554,302
					9,437,717	3	9,437,720	9,456,964
					9,360,521	35	9,360,556	9,370,158
					9,934,501		9,934,501	9,948,207
					9,939,745	18	9,939,763	9,975,908
					4,751,953	10	4,751,963	4,892,327
		39,849			2,721,168		2,761,017	5,202,768
					1,431,398	53,762	1,485,160	2,040,648
					493,551		493,551	597,405
					1,674,193	19	1,674,212	1,708,370
					787,787	10	793,925	840,725
18,954	6,128				1,246,343		1,295,786	1,831,094
	30,489				84,083	25	134,324	443,656
	50,216				122,374	60	122,434	238,948
202,078	27,039		8,297		164,468		401,882	2,156,282
176,515			5,083		190,547	1,500	373,645	2,386,371
78,961			13,027		17,461		109,449	457,117
257,926			7,436		37,112		302,474	947,012
181,172	1,250	72,513			86,175	9,084	350,194	1,057,670
120,990	23,975	7,375			101,111		253,451	1,041,208
33,890	5,581	2,400			47,245		89,116	880,028
16,699				46,354	19,094		82,147	1,198,130
276,031	1,256			95,912	210,788	13,580	597,567	1,990,444
250,798		93,420		188,060	266,096		798,374	2,959,335
183,752	54,380	129,858		97,230	147,596		612,816	2,044,901


1 GEORGE V., A. 1911

No. 40.—QUANTITY of Wheat Flour Exported from Canada, by Countries, Years 1874 to 1910.

Fiscal Years.	Great Britain	Austral Asia.	Bermuda	British Africa.	British Guiana.	British West Indies.	Hong Kong.	Malta.
	Brls.	Brls.	Brls.	Brls.	Brls.	Brls.	Brls.	Brls.
1874.....	307,391					127		
1875.....	153,821					41		
1876.....	204,445					14		
1877.....	123,875					175		
1878.....	339,869					358		
1879.....	445,074					1,609		
1880.....	449,368					759		
1881.....	376,003					79		
1882.....	370,775					325		
1883.....	359,724					306		
1884.....	158,926					117		
1885.....	86,163					64		
1886.....	235,027					433		
1887.....	345,769					229		
1888.....	229,420					219		
1889.....	79,437					26		
1890.....	87,071					200		
1891.....	181,543					399		
1892.....	240,329	1			3,270	8,219		
1893.....	204,687	1			2,798	11,460		
1894.....	203,467				3,940	7,331		
1895.....	104,501				300	3,561	4,500	
1896.....	89,423	1,193			300	335	1,275	
1897 (9 mos.).....	246,754	91,641				199	3,000	
1898.....	908,399	25,351			2,189	15,288	1,000	
1899.....	540,971	17,107			2,178	21,890	1	
1900.....	455,075	39,560		31,457	1,110	12,635	2	
1901.....	770,714	47,484		500	2,030	33,722		
1902.....	648,199	69,118		85,913	7,918	36,775		
1903.....	633,250	171,763		143,949	23,999	43,624	363	
1904.....	940,040	13,148		155,261	26,058	49,007	570	
1905.....	592,598	6,616	24,329	181,899	20,288	107,483		566
1906.....	943,777	6,281	6,241	119,766	14,083	76,112	725	5,146
1907.....	633,493	4,871	2,674	81,572	13,481	49,732	2,308	7,715
1908.....	1,130,617	255	7,171	203,157	29,052	73,845	8,892	5,489
1909.....	1,029,086	476	6,541	187,738	28,133	69,172	19,135	1,618
1910.....	1,877,436	991	16,502	234,259	35,569	189,685	20,768	1,732



View from P. O. B. (Boston) - Worcester



Grain Cars, Canadian Northern yards at Winnipeg.




1. Breaking Seal.
3. Taking Sample from Car.

2. Entering Car to draw Sample.
4. Re-sealing Car.



Inspecting Grain at Winnipeg.



C. P. R. Elevators A. and C., Fort William.

SESSIONAL PAPER No. 10d

No. 40.—QUANTITY of Wheat Flour Exported from Canada, by Countries, Years 1874 to 1910—*Continued.*

Fiscal Years.	New-found-land.	Other British.	Total British Empire.	China.	Denmark	Holland.	Japan.	Norway and Sweden.
	Brls.	Brls.	Brls.	Brls.	Brls.	Brls.	Brls.	Brls.
1874.....	82,682		390,200					
1875.....	99,735		258,597					
1876.....	103,352		307,811					
1877.....	101,782		230,832					
1878.....	107,392		447,620					
1879.....	103,021		549,704					
1880.....	85,032		535,159					
1881.....	57,806		423,893					
1882.....	90,634		461,784					
1883.....	118,420		478,450					
1884.....	36,590		195,633					
1885.....	34,023		120,255					
1886.....	129,899		365,359					
1887.....	165,678		511,676					
1888.....	111,493		341,132				100	
1889.....	48,637		128,150					
1890.....	19,335		106,606					3
1891.....	99,438		281,330					1
1892.....	109,239		361,158	1,760		2,818	690	
1893.....	176,971		395,917					
1894.....	201,583	20	416,841				128	
1895.....	96,895		209,757				1,000	
1896.....	88,430	52	181,013					
1897 (9 mos.).....	67,938	1,300	410,332	2,420		160		
1898.....	283,811	250	1,236,288	5		150	5	57
1899.....	179,103	536	761,786			250		
1900.....	218,332		758,171				2,379	
1901.....	234,259		1,088,709	1,530	168	1,728	3,035	
1902.....	218,458	39	1,066,420		1,015	182		
1903.....	223,210	8,651	1,248,809	708	5,142	275	611	3,203
1904.....	228,984	13,042	1,426,110	2,508	9,445	3,221	43,296	18,092
1905.....	282,860	2,132	1,218,771		12,675	3,365	17,113	15,041
1906.....	240,040	3,361	1,415,532	1,768	8,659	22,958	20,232	17,383
1907.....	169,047	1,305	966,198	24,419	8,536	27,813	27,668	23,124
1908.....	259,491	3,379	1,731,348	112,104	9,452	9,387	31,956	18,065
1909.....	231,591	7,378	1,580,868	5,049	17,298	4,362	12,534	39,674
1910.....	313,590	4,905	2,695,487	4,451	71,703	26,593	13,985	88,773

1 GEORGE V., A. 1911

No. 40.—QUANTITY of Wheat Flour Exported from Canada, by Countries, Years 1874 to 1910—*Concluded.*

Fiscal Years.	Russia.	Egypt.	St. Pierre.	United States.	Other Foreign Countries.	Total Foreign Countries.	Grand Total.
	Brls.	Brls.	Brls.	Brls.	Brls.	Brls.	Brls.
1874.....			9,951	138,845	1,321	150,117	540,317
1875.....			8,651	35,160	375	44,186	302,783
1876.....			8,479	98,057	1,157	107,693	415,504
1877.....			5,548	30,405	1,820	37,773	268,605
1878.....			5,715	21,631	1,465	28,811	476,431
1879.....			4,946	20,247	50	25,243	574,947
1880.....			1,183	8,249		9,432	544,591
1881.....			905	4,758	172	5,835	439,728
1882.....			1,151	4,016	2,788	7,955	469,739
1883.....			4,342	2,820	3,434	10,596	489,046
1884.....			275	1,236	245	1,756	197,389
1885.....			744	2,736	42	3,522	123,777
1886.....			3,480	17,070	190	20,740	386,099
1887.....			2,425	4,695	2,417	8,537	520,213
1888.....			2,956	5,076	851	8,983	350,115
1889.....			1,259	1,527	245	3,031	131,181
1890.....			949	7,472	69	8,493	115,099
1891.....			1,393	12,439	1,571	15,404	296,784
1892.....			2,597	3,998	7,975	19,838	380,996
1893.....			5,086	2,412	1,816	14,268	410,185
1894.....			1,782	3,862	5,997	11,769	428,610
1895.....			1,996	2,818	7,404	13,218	222,975
1896.....			2,143	2,430	1,130	5,703	186,716
1897 (9 mos.).....			3,333	4,270	743	10,926	421,758
1898.....			3,287	5,392	4,254	13,150	1,249,438
1899.....			708	5,052	24,740	30,750	792,536
1900.....			1,757	3,834	2,021	9,991	768,162
1901.....			1,065	14,682	7,783	29,991	1,118,700
1902.....		204	2,459	10,485	5,883	20,228	1,056,648
1903.....	5,488		1,562	18,940	3,028	38,957	1,287,766
1904.....	24,589		1,783	40,958	17,598	161,490	1,587,600
1905.....	7,869		4,606	31,072	10,957	102,698	1,321,469
1906.....	4,462		4,656	25,772	10,592	116,482	1,532,014
1907.....	7,948			3,734	2,683	125,925	1,092,123
1908.....	12,494	3,883		29,309	4,742	231,392	1,962,740
1909.....	5,382	2,342	688	58,253	11,588	157,170	1,738,038
1910.....	6,439	4,001	4,217	126,155	22,224	368,541	3,064,028

SESSIONAL PAPER No. 10d

No. 41.—Exports of Grain (Home Produce) from the following Countries for the latest 12-month period for which returns are available.

QUANTITIES.

Countries.	Twelve Months ended.	Barley.	Beans.	Buckwheat.	Corn.	Flax seed.	Oats.	Pease.	Rye.	Wheat.
Canada.....	Mar. 31, 1910	2,044,901	17,429	923,552	5,881	1,997,648	3,401,730	626,039	105,055	49,741,350
Argentine Republic.....	Dec. 31, 1908	914,241	*		67,311,408	41,598,100	28,552,958	27,142	42,079	133,609,668
Australia.....	Dec. 31, 1908	580			1,647		46,365	14,242		15,027,388
Austria-Hungary.....	Dec. 31, 1909	8,914,164	3,729,076	767	48,214	76,365	35,825	15,443	3,117	10,872
British India.....	Mar. 31, 1909	439,733				6,419,096	67,556	1,369,991		4,097,604
Bulgaria.....	Dec. 31, 1908	1,730,661		†	4,391,333				1,566,764	7,818,252
France.....	Dec. 31, 1909	1,286	56,933		4,232	70,189	1,310	380,837	6,042	1,010,847
Germany.....	Dec. 31, 1909	83,742	88,716		1,259	268,693	19,470,675	235,003	25,610,552	7,708,184
Italy.....	Dec. 31, 1909	3,123	*	6,430	218,609	40,155	5,965	1,226,603	1,023	15,873
Roumania.....	Dec. 31, 1908	6,632,426		3,674	28,958,728	7,282	3,786,280	1,890,921	1,776,839	26,253,204
Russia.....	Dec. 31, 1908	121,042,009	*		23,471,501	6,031,664	31,101,164	4,243,155	16,014,138	53,881,627
United States.....	June 30, 1910	4,311,566	*	158,160	36,802,374	65,193	1,685,474	366,115	219,756	46,679,876

VALUES.

Countries.	Twelve Months ended.	Barley.	Beans.	Buckwheat.	Corn.	Flax seed.	Oats.	Pease.	Rye.	Wheat.
Canada.....	Mar. 31, 1910	1,107,732	33,658	536,741	4,721	3,642,476	1,566,612	806,527	84,658	52,000,351
Argentine Republic.....	Dec. 31, 1908	521,628	*		39,728,492	46,838,780	9,271,288	28,238	12,773	123,173,908
Australia.....	Dec. 31, 1908	706			1,874		31,901	17,628		15,036,009
Austria-Hungary.....	Dec. 31, 1909	7,427,770	5,068,108	542	44,754	118,134	20,188	21,330	3,537	18,920
British India.....	Mar. 31, 1909	264,217				8,279,109	30,269	1,334,783		4,341,852
Bulgaria.....	Dec. 31, 1908	900,345		†	2,675,173				1,193,319	7,533,369
France.....	Dec. 31, 1909	1,628	95,690	31	5,922	129,758	1,226	740,150	7,135	2,944,503
Germany.....	Dec. 31, 1909	72,828	143,276	4,760	1,428	403,410	9,952,684	489,804	21,975,730	9,361,254
Italy.....	Dec. 31, 1909	2,362	*	3,513	203,629	7,284	3,285	1,707,374	953	24,210
Roumania.....	Dec. 31, 1908	3,795,631	*	1,081	19,023,860	8,925	1,369,288	1,690,160	1,485,209	27,092,954
Russia.....	Dec. 31, 1908	68,324,010	*		14,719,794	7,166,011	12,630,961	3,690,075	13,389,573	58,227,950
United States.....	June 30, 1910	3,052,527	*	103,138	28,427,993	118,329	794,367	973,231	168,666	47,806,598

*Included with pease. †Included with wheat.

No. 42.—RATES, by rail, on grain from Points in Manitoba, Saskatchewan and Alberta by the Canadian Pacific Railway to Fort William and Port Arthur.

From Points in	To	RATE PER 100 LBS.				
		Wheat.	Oats.	Barley.	Rye.	Flax.
<i>Manitoba.</i>		Cts.	Cts.	Cts.	Cts.	Cts.
Binscarth.....	Fort William and Port Arthur.	15	15	15	15	16
Boissevain.....	"	13	13	13	13	14
Brandon.....	"	13	13	13	13	14
Carberry.....	"	13	13	13	13	14
Carman.....	"	12	12	12	12	13
Crystal City.....	"	13	13	13	13	14
Dalny.....	"	15	15	15	15	16
Deloraine.....	"	15	15	15	15	16
Dominion City.....	"	12	12	12	12	13
Emerson.....	"	12	12	12	12	13
Gladstone.....	"	13	13	13	13	14
Hamiota.....	"	15	15	15	15	16
Killarney.....	"	13	13	13	13	14
MacDonald.....	"	12	12	12	12	13
Minnedosa.....	"	13	13	13	13	14
Neepawa.....	"	13	13	13	13	14
Portage la Prairie..	"	12	12	12	12	13
Souris.....	"	14	14	14	14	15
Shoal Lake.....	"	15	15	15	15	16
Westbourne.....	"	13	13	13	13	14
Winnipeg.....	"	10	10	10	10	12
<i>Saskatchewan.</i>						
Abernethy.....	"	17	17	17	17	18
Burrows.....	"	16	16	16	16	17
Esterhazy.....	"	16	16	16	16	17
Indian Head.....	"	17	17	17	17	18
Moosomin.....	"	16	16	16	16	17
Moosejaw.....	"	18	18	18	18	19
Qu'Appelle.....	"	17	17	17	17	18
Regina.....	"	18	18	18	18	19
Yorkton.....	"	17	17	17	17	18
<i>Alberta.</i>						
Calgary.....	"	24	24	24	24	25
Carstairs.....	"	25	25	25	25	26
Edmonton.....	"	25	25	25	25	26
Medicine Hat.....	"	22	22	22	22	23
Macleod.....	"	24	24	24	24	25
Lacombe.....	"	25	25	25	25	26
Lethbridge.....	"	23	23	23	23	24
Red Deer.....	"	25	25	25	25	26
Strathcona.....	"	25	25	25	25	26
Westaskiwin.....	"	25	25	25	25	26

SESSIONAL PAPER No. 10d

No. 42.—RATES, by rail, on grain from Points in Manitoba, Saskatchewan and Alberta by the Canadian Northern Railway to Port Arthur.

From Points in	To	RATE PER 100 LBS.				
		Wheat.	Oats.	Barley.	Corn.	Rye and Flax.
		cts.	cts.	cts.	cts.	cts.
<i>Manitoba.</i>						
Carman.....	Port Arthur.....	12	12	12		13
Emerson.....	".....	12	12	12		13
Enterprise.....	".....	13	13	13		14
Dauphin.....	".....	15	15	15		16
Gladstone.....	".....	13	13	13		14
Minto.....	".....	13	13	13		14
Portage La Prairie.	".....	12	12	12		13
Swan Lake.....	".....	13	13	13		14
Winnipeg.....	".....	10	10	10		12
White Plains.....	".....	12	12	12		13
Virden.....	".....	15	15	15		16
<i>Saskatchewan.</i>						
Aberdeen.....	".....	22	22	22		23
Battleford.....	".....	24	24	24		25
Condie.....	".....	18	18	18		19
Dalmeny.....	".....	23	23	23		24
Humbolt.....	".....	21	21	21		22
Muenster.....	".....	21	21	21		22
N. Edmonton.....	".....	25	25	25		26
Prince Albert.....	".....	23	23	23		24
Regina.....	".....	18	18	18		19
Saskatoon.....	".....	22	22	22		23
Vonda.....	".....	22	22	22		23
Warman.....	".....	22	22	22		23
<i>Alberta.</i>						
Edmonton.....	".....	25	25	25		26
Fort Saskatchewan	".....	25	25	25		26
Girvin.....	".....	21	21	21		22
Lamont.....	".....	25	25	25		26
Lloydminster.....	".....	24	24	24		25
Spruce Grove.....	".....	26	26	26		27
Strathcona.....	".....	25	25	25		26
Vegreville.....	".....	25	25	25		26
Vermilion.....	".....	24	24	24		25

No. 42.—RATES, by rail on grain, from Points in Manitoba, Saskatchewan and Alberta by the Grand Trunk Pacific to Fort William and Port Arthur.

From Points in	To	RATE PER 100 LBS.				
		Wheat.	Oats.	Barley.	Rye.	Flax.
		Cts.	Cts.	Cts.	Cts.	Cts.
<i>Manitoba.</i>						
Cabot.....	Fort William and Port Arthur.	12	12	12	12	13
Gregg.....	"	13	13	13	13	14
Lazare.....	"	15	15	15	15	16
Portage La Prairie..	"	12	12	12	12	13
Uno.....	"	15	15	15	15	16
<i>Saskatchewan.</i>						
Asquith.....	"	23	23	23	23	24
Bradwell.....	"	22	22	22	22	23
Fenwood.....	"	17	17	17	17	18
Kelliher.....	"	19	19	19	19	20
Nokomis.....	"	21	21	21	21	22
Punnichy.....	"	19	19	19	19	20
South Saskatoon....	"	22	22	22	22	23
Tate.....	"	20	20	20	20	21
Venn.....	"	21	21	21	21	22
Watrous.....	"	22	22	22	22	23
<i>Alberta.</i>						
Chauvin.....	"	24	24	24	24	25
Edmonton.....	"	25	25	25	25	25
Holden.....	"	25	25	25	25	26
Ryley.....	"	25	25	25	25	26
Viking.....	"	25	25	25	25	26
Wainwright.....	"	24	24	24	24	25

No. 42.—RATES, by rail on grain, from Points in Manitoba, by the Great Northern Railway to Duluth.

From	TO	RATE PER 100 LBS.			
		Wheat.	Oats.	Barley. and Rye.	Flax.
		Cts.	Cts.	Cts.	Cts.
Brandon.....	Duluth.....	13	13	13	14
Boissevain.....	"	13	13	13	14
Minto.....	"	13	13	13	14
Wakopa.....	"	13	13	13	14
Portage La Prairie..	"	12	12	12	13
Carman.....	"	12	12	12	13
Plum Coulee.....	"	12	12	12	13
Morden.....	"	12	12	12	13

SESSIONAL PAPER No. 10d

No. 42.—RATES, by rail, on grain from Fort William and Port Arthur by the Canadian Pacific Railway to the undermentioned points.

From Fort William and Port Arthur to Points in	Rate. per 100 lbs.
<i>Ontario.</i>	
	Cts.
Arnprior.....	20
Belleville.....	20
Brantford.....	20
Brockville.....	20
Carleton Junction.....	20
Chalk River.....	20
Cornwall.....	20
Depot Harbour.....	20
Essex.....	23
Galt.....	20
Gananoque.....	22½
Guelph.....	20
Goderich.....	20
Hamilton.....	20
Ingersoll.....	20
Kemptville.....	20
Kingston.....	20
London.....	20
Niagara Falls.....	20
Orillia.....	20
Owen Sound.....	20
Ottawa.....	20
Palmerston.....	20
Pembroke.....	20
Perth.....	20
Prescott.....	20
Peterborough.....	20
Toronto.....	20
Windsor.....	20
<i>Quebec.</i>	
Athelstan.....	25
Aylmer.....	22½
Beauharnois.....	23
Beauport.....	27½
Bonaventure.....	39½
Cascapedia.....	38½
Chicoutimi.....	42
Cookshire.....	27
Coteau Junction.....	20
Dorval.....	20
Gracefield.....	25
Howick.....	23
Huntingdon.....	24
Iberville Junction.....	23
Joliette.....	24
Knowlton.....	25
Levis.....	25
Montreal.....	20
Ormsdown.....	24
Quebec.....	25
Rimouski.....	32½
St. Hyacinthe.....	23
St. Polycarpe Junction.....	20
Shawinigan Falls.....	25
Shawville.....	24
Sherbrooke.....	25
Sorel.....	27
Stanstead Junction.....	27
Three Rivers.....	25
Valleyfield.....	20
Waterloo.....	25

1 GEORGE V., A. 1911

No. 42.—RATES, by rail, on grain by Canadian Pacific Railway from Fort William and Port Arthur to the undermentioned points.

From Fort William and Port Arthur to Points in	Rate. per 100 lbs.
<i>New Brunswick.</i>	
Bathurst.....	32½
Campbellton.....	32½
Dalhousie Junction.....	32½
Edmundston.....	34
Fredericton.....	30
Grand Falls.....	38
Moncton.....	32½
St. John.....	30
West St. John.....	30
Woodstock.....	35
<i>Nova Scotia.</i>	
Antigonish.....	35
Dartmouth.....	32½
Glace Bay.....	42
Haliburton.....	32½
Halifax.....	32½
Mulgrave.....	36½
Stillwater.....	37½
Pictou.....	32½
Sydney.....	37½
Truro.....	32½
Yarmouth.....	42½

SESSIONAL PAPER No. 10d

No. 42.—RATES, by rail, on grain from Georgian Bay and Lake Huron Ports by Canadian Pacific Railway to the undermentioned points.

From.	To.	Rate.
Owen Sound and Goderich.....	Ottawa.....	10c. per 100 lbs.
" ".....	Smith's Falls.....	10c. "
" ".....	Prescott.....	10c. "
" ".....	Sharbot Lake.....	9c. "
" ".....	Arnprior.....	10c. "
" ".....	Tweed.....	8c. "
" ".....	Agincourt.....	6c. "
Owensound and Victoria Harbour.....	Peterboro.....	5c. "
Goderich.....	".....	7½c. "
Owen Sound and Goderich.....	Montreal.....	10c. "
" ".....	Riviere du Loup.....	22½c. "
" ".....	Matapedia.....	22½c. "
" ".....	Montmagny.....	20c. "
" ".....	Fredericton, N.B.....	20c. "
" ".....	West St. John, N.B.....	20c. "
" ".....	Moncton, N.B.....	22½c. "
" ".....	Woodstock, N.B.....	25c. "
" ".....	Halifax, N.S.....	22½c. "
" ".....	Truro, N.S.....	22½c. "
" ".....	Sydney, N.S.....	27½c. "
" " (for export to British and foreign countries except Newfoundland.....		5c. per bush., wheat.
St. Pierre, Miquelon and United States	Montreal.....	5c. per bush., rye and flax.
	West St. John.....	4½c. per bush., corn..
		4½c. per bush., barley.
		3½c. per bush., oats.

The rates above quoted for Export grain include cost of elevation from steamer to lake port elevators and 30 days storage therein. They also include at *Montreal* elevation and delivery to ocean steamers, and 30 days storage at that port.

At West St. John there is an extra charge of 9-10 of a cent per bushel, which includes 30 days free storage at that port.

1 GEORGE V., A. 1911

No. 42.—RATES, by rail, on grain from Georgian Bay and Lake Huron Ports by Grand Trunk Railway to the undermentioned points.

From.	To.	Rate.
Midland.....	Kingston.....	7½ cents per 100 lbs.
Midland.....	Peterboro.....	5 " "
Goderich.....	London.....	5 " "
Midland.....	Toronto.....	5½ " "
Goderich.....	".....	6 " "
Point Edward.....	".....	6½ " "
Owen Sound.....	".....	5½ " "
All Ports.....	Montreal.....	10 " "
".....	Three Rivers.....	15 " "
".....	Sorel.....	17 " "
".....	Quebec.....	15 " "
".....	Sherbrooke.....	15 " "
".....	Stanstead.....	17 " "
".....	Fredericton, N.B.....	20 " "
".....	St. John, N.B.....	20 " "
".....	Halifax, N.S.....	22½ " "
(for export to British and foreign countries except Newfoundland, St. Pierre, Miquelon and United States).....	Montreal.....	5c. per bush., wheat.
	St. John.....	5c. per bush., flax.
	Portland.....	4½c. per bush., corn.
		4½c. per bush., barley.
		3½c. per bush., oats.
		4¾c. per bush., rye.
		5.60c. per bush., wheat.
		5.56c. per bush., flax.
		5.31c. per bush., rye.
	Halifax, N.S.....	5.06c. per bush., corn.
		4.98c. per bush., barley.
		3.82c. per bush., oats.

The rates above quoted for Export grain include cost of elevation from steamer to lake port elevators and 30 days storage therein. They also include at *Montreal* elevation and delivery to ocean steamers, and 30 days storage at that port.

SESSIONAL PAPER No. 10d

NEW RAILWAY TARIFF ON GRAIN, &c., SHIPPED WEST.

(Subject to Change.)

No. 42.—RATES by rail on grain and grain products shipped from stations in Alberta on Canadian Pacific Railway and Alberta Railway and Irrigation Company to Vancouver, B.C., for export to Africa, Asia, Australia, Europe, Fiji Islands, New Zealand, Mexico, Philippine Islands and South America.

From.	To.	Rate per 100 lbs.
		Cts.
Laggan Section—		
Morley.....	Vancouver, B.C. (for export).....	18
Radnor.....	18
Mitford.....	18½
Cochrane.....	19
Glenbow.....	19
Keith.....	19
Shaganappi.....	19
Calgary Section—		
Calgary.....	19½
Shepard.....	19½
Langdon.....	20
Cheadle.....	20
Strathmore.....	20½
Namaka.....	20½
Stobart.....	20½
Gleichen.....	20½
Cluny.....	21
Crowfoot.....	22
Bassano.....	22
Lathom.....	22
Southesk.....	22
Cassils.....	22
Brooks.....	22
Bantry.....	22
Tilley.....	22
Kininvie.....	22
Carlstadt.....	22
Suffield.....	23
Bowell.....	23
Stair.....	23
Medicine Hat Section—		
Medicine Hat.....	23
Coleridge.....	23
Irvine.....	23
Larmour.....	24
Walsh.....	24
Macleod Branch—		
Turner.....	19½
Midnapore.....	19½
De Winton.....	20
Sandstone.....	20
Okotoks.....	20
Aldersyde.....	20½
High Liver.....	20½
Cayley.....	20½
Nanton.....	20½
Parkland.....	21
Stavely.....	22
Claresholme.....	22
Granum.....	22
West Macleod.....	22

No. 42.—RATES by rail on grain and grain products shipped from stations, &c.
Continued.

From.	To.	Rate per 100 lbs.
		Cts.
Corwsnest Section—		
Macleod.....	“	22
Pearce.....	“	22
Kipp.....	“	22
Frank.....	“	22
Coleman.....	“	23
Lethbridge Section—		
Lethbridge.....	“	22
Coaldale.....	“	23
Chin.....	“	23
Barnwell.....	“	23
Elcan.....	“	23
Taber.....	“	23
Reliance.....	“	23
Purple Springs.....	“	23
Grassy Lake.....	“	23
Burdett.....	“	23
Bow Island.....	“	24
Winifred.....	“	24
Whitla.....	“	24
Seven Persons.....	“	24
Bull's Head.....	“	23
Crowsnest Section—		
Peigan.....	Vancouver, B.C. (for export).....	22
Brocket.....	“	22
Pincher.....	“	22
Cowley.....	“	22
Lundbreck.....	“	22
Burmis.....	“	22
Passburg.....	“	23
Bellevue.....	“	23
Hillcrest.....	“	23
Frank.....	“	23
Blairmore.....	“	23
Coleman.....	“	23
Sentinel.....	“	23
Edmonton Branch—		
Beddington.....	“	23
Airdie.....	“	19½
Crossfield.....	“	20
Carstair.....	“	20
Didsbury.....	“	20½
Olds.....	“	20½
Bowden.....	“	20½
Innisfail.....	“	21
Penhold.....	“	22
Red Deer.....	“	22
Blackfalds.....	“	22
Lacombe.....	“	22
Morningside.....	“	22
Ponoka.....	“	22
Hobbema.....	“	22
Wetaskiwin.....	“	22
Millet.....	“	23
Kavanagh.....	“	23
Leduc.....	“	23
Ellerslie.....	“	23
Strathcona.....	“	23
Lacombe Branch—		
Chigwell.....	“	22
Tees.....	“	22
Alix.....	“	22
Nevis.....	“	22
Erskine.....	“	22
Stettler.....	“	23
		23

SESSIONAL PAPER No. 10d

No. 42.—RATES by rail on grain and grain products shipped from stations, &c.—
Concluded.


From.	To.	Rate per 100 lbs.
Wetaskiwin Branch—		Cts.
Gwynne.....	Vancouver, B.C. (for export).....	23
Bittern Lake.....	“.....	23
Camrose.....	“.....	23
Ohaton.....	“.....	23
Bawlf.....	“.....	23
Daysland.....	“.....	23
Strome.....	“.....	24
Killam.....	“.....	24
Sedgewick.....	“.....	24
Lougheed.....	“.....	24
Hardisty.....	“.....	25
Tuxford Branch—		
Tuxford.....	“.....	28½
Keeler.....	“.....	29
Tugaske.....	“.....	29½
Elbow.....	“.....	30
Louburn.....	“.....	30
Outlook.....	“.....	30½
Portal Section—		
Drinkwater.....	“.....	28½
Milestone.....	“.....	29½
Yellow Grass.....	“.....	30
Hulbrite.....	“.....	30½
Macoun.....	“.....	31
Moose Mountain Section—		
Richardson.....	“.....	29½
Sedley.....	“.....	30
Zyvan.....	“.....	30
Fillmore.....	“.....	30½
Creelman.....	“.....	30½
Forget.....	“.....	31
Arcola Section—		
Arcola.....	“.....	31½
Wauchope.....	“.....	32
Redvers.....	“.....	32
Antler.....	“.....	32½
Weyburn Branch—		
Hume.....	“.....	30½
Griffin.....	“.....	30½
Reston Branch—		
Adair.....	“.....	30½
Kaiser.....	“.....	31
Windthorst.....	“.....	31
Kennedy.....	“.....	31½
Dumas.....	“.....	31½
Walpole.....	“.....	32
Manfield.....	“.....	32½
Alberta Railway and Irrigation Co.—		
Wilson.....	“.....	26½
Stirling.....	“.....	28
New Dayton.....	“.....	29
Warner.....	“.....	29
Milk River.....	“.....	29
Coutts.....	“.....	29
Raymond.....	“.....	28
Magrath.....	“.....	29
Spring Coulee.....	“.....	29
Raley.....	“.....	29
Cardston.....	“.....	29

Shipments may be stopped in direct line of transit or at Vancouver, B.C., for bagging at an additional charge of 1 cent per 100 pounds. Rates named herein include Canadian Pacific Railway wharfage charges only at Vancouver, B.C. Bulk grain must not be contracted at interior points for shipment to points beyond Vancouver wharf. Bulk grain consigned to points beyond Vancouver wharf, B.C., will be accepted only under special contract to be arranged with the general freight agent.


ILLUSTRATIONS.

PHOTOGRAPHS.


	PAGE.
Plate. 1. Harvesting, Western Canada	Frontispices.
“ 2. Cutting wheat by steam power	“
“ 3. Cutting oats four horse-power.	“
“ 4. Shocking No. 1 hard.	“
“ 5. Prairie wheat in shocks	16
“ 6. Threshing by steam power	16
“ 7. “ gasoline engine	16
“ 8. Loading platform	16
“ 9. Grain cars at loading platform	16
“ 10. Country Elevator	16
“ 11. “ “	16
“ 12. Hauling grain from Interior Elevators	16
“ 13. Grain cars, C.P.R. yards at Winnipeg	80
“ 14. Grain cars, Canadian Northern Ry. yards, at Winnipeg	80
“ 15. Opening cars door and putting empty bag in for sample	80
“ 15. Grain Sampler entering car to obtain sample	80
“ 15. Deputy Inspector getting sample at car door	80
“ 15. Sealing car door after sample has been taken.	80
“ 16. Inspecting grain at Winnipeg	80
“ 17. Canadian Pacific Railway, Elevators A. and C., Fort William, Ont.	80
“ 18. Canadian Pacific Railway, Elevators B. and E., Fort William, Ont.	96
“ 19. Canadian Pacific Railway, Elevator D., Fort William, Ont.	96
“ 20. Consolidated Elevator Co., Fort William, Ont.	96
“ 21. Empire Elevator Company, Ltd., Fort William, Ont.	96
“ 22. Grand Trunk Pacific Elevator Co., Ltd., Fort William, Ont.	96
“ 23. D. Horn & Co., Port Arthur, Ont.	96
“ 24. Ogilvie Flour Mills Co., Ltd., Fort William, Ont.	96
“ 25. Port Arthur Elevator Co., Port Arthur, Ont.	96
“ 26. Thunder Bay Elevator Co., Port Arthur, Ont.	96
“ 27. Western Terminal Elevator Co., Ltd., Fort William, Ont.	96




C. P. R. Elevators B. and E., Fort William.




C. P. R. Elevator D, Fort William.




Consolidated Company's Elevator, Fort William.



Empire Elevator Company Ltd., Fort William.




Grand Trunk Pacific Elevator, Fort William.







Ogilvie Flour Mills Co.'s Elevator, Fort William.



Port Arthur Elevator Co., Port Arthur.



Thunder Bay Elevator Co.'s Elevator, Port Arthur, Ont.



Western Terminal Elevator Co.'s Elevator, Fort William.

DOMINION OF CANADA

REPORT

OF THE

DEPARTMENT OF TRADE AND COMMERCE

FOR THE

FISCAL YEAR ENDING MARCH 31

1910

PART VI

SUBSIDIZED STEAMSHIP SERVICES

WITH STATISTICS SHOWING STEAMSHIP TRAFFIC TO DECEMBER 31,
1910, AND ESTIMATES FOR FISCAL YEAR 1911-12.

PRINTED BY ORDER OF PARLIAMENT



OTTAWA

PRINTED BY C. H. PARMELEE, PRINTER TO THE KING'S MOST
EXCELLENT MAJESTY

1911

FOR INDEXES AND MAPS SHOWING SERVICES PERFORMED.
SEE END OF VOLUME.

EXPLANATION of Estimates for the Year ending March 31, 1912, as compared with those for the Year ending March 31, 1911, with statements of services rendered and Expenditures to December 31, 1910, on account of Mail Subsidies and Steamship Subventions.

XVIII.—MAIL SUBSIDIES AND STEAMSHIP SUBVENTIONS.

Amount to be voted. \$1,733,200 66

Page No.	Vote No.		1910-11.	1911-12.
			\$ cts.	\$ cts.
6	169	Steam service between Annapolis and London or Hull, England, or both.....	5,000 00	5,000 00
7	170	Steam service between Baddeck, Grand Narrows and Iona.....	5,825 00	5,825 00
9	171	Steam service between Bonaventure River, Que. and Petit Rocher, N.B., tri-weekly during the season of 1911.....	3,000 00	5,000 00
9	172	Steam service between Canada and Australia on the Pacific Ocean.....	180,509 00	180,509 00
16	173	Steam service between Canadian Atlantic ports and Australia and New Zealand.....	120,000 00	120,000 00
20	174	Ocean and mail services between Canada and Great Britain.....	600,000 00	600,000 00
27	175	Steam service between Canada and Cuba.....	25,000 00	25,000 00
29	176	Steam service between Canada and Mexico upon the Atlantic Ocean.....	50,000 00	50,000 00
32	177	Steam service between Canada and Mexico upon the Pacific Ocean.....	75,000 00	75,000 00
34	178	Steam service or services between Canada and Newfoundland ...	18,000 00	18,000 00
37	179	Steam service between Canada and South Africa.....	146,000 00	146,000 00
41	180	Steam service between Caraquet, Shippegan and Miscou Islands..	500 00	500 00
41	181	Steam service between Froude's Point and Lockeport, N.S.....	600 00	600 00
42	182	Steam service from the opening to the closing of navigation in 1911, between Gaspé Basin and Dalhousie or Campbellton ...	15,000 00	15,000 00
44	183	Schooner service twice per month during the season of open navigation between Gaspé Basin and the North Shore of the River and Gulf of St. Lawrence.....	1,000 00	1,000 00
46	184	Steam service between Grand Manan and the Mainland.....	7,000 00	7,000 00
48	185	Steam service between Halifax and Canso.....	4,000 00	4,000 00
50	186	Steam service between Halifax and Newfoundland via Cape Breton ports.....	4,000 00	4,000 00
52	187	Steam service between Halifax and Spry Bay.....	2,500 00	2,500 00
53	188	Steam service between Halifax, St. John's, Newfoundland, and Liverpool.....	20,000 00	20,000 00
56	189	Steam service from the opening to the closing of navigation in 1911 between the Mainland and the Magdalen Islands.....	15,000 00	15,000 00
58	190	Steam service between Montreal, Quebec and Manchester, England, during the summer season and between St. John, Halifax and Manchester during the winter season.....	35,000 00	35,000 00
61	191	Steam service between Newcastle, Neguac and Escuminac, calling at all intermediate points on the Miramichi River and Miramichi Bay.....	2,500 00	2,500 00
63	192	Steam service between Pelee Island and the Mainland.....	6,000 00	5,000 00
65	193	Steam service between Petit de Grat and Intercolonial Railway terminus at Mulgrave.....	4,000 00	4,000 00
67	194	Steam service on the Petitcodiac River between Moncton and way ports, and a port or ports on the west coast of the county of Cumberland in the Province of Nova Scotia.....	2,000 00	2,000 00
69	195	Steam service from the opening to the closing of navigation in 1911 between Pictou and Cheticamp.....	2,000 00	2,000 00
70	196	Steam service between Pictou, Murray Harbour, Georgetown and Montague Bridge.....	6,000 00	6,000 00
Carried forward.....			1,355,434 00	1,356,434 00

XVIII.—MAIL SUBSIDIES AND STEAMSHIP SUBVENTIONS—*Continued.*

Page No.	Vote No.		1910-11.	1911-12.
			\$ cts.	\$ cts.
		Brought forward.....	1,355,434 00	1,356,434 00
72	197	Steam service between Mulgrave and Canso.....	4,000 00	4,000 00
73	198	Steam service from the opening to the closing of navigation in 1911, between Port Mulgrave, St. Peter's, Irish Cove and Marble Mountain and other ports on the Bras d'Or Lakes....	6,000 00	6,000 00
75	199	Steam service between Mulgrave and Guysboro, calling at intermediate ports.....	5,000 00	5,000 00
77	200	Steam service between Mulgrave and Cheticamp.....	5,000 00	5,000 00
79	201	Steam service between Prince Rupert, B. C. and Queen Charlotte Islands.....	7,600 00	7,600 00
81	202	Steam service between Prince Edward Island and Cape Breton and Newfoundland.....	12,000 00	12,000 00
83	203	Steam service between Prince Edward Island and Great Britain..	7,500 00	7,500 00
85	204	Steam service from the opening to the closing of navigation in 1911, between Prince Edward Island and the Mainland.....	12,500 00	12,500 00
88	205	Steam service during the year 1911 between Quebec and Blanc Sablon, calling at ports and places along the northern shore of the River St. Lawrence between such terminals.....	20,000 00	20,000 00
90	206	Steam service between Quebec and Gaspé Basin, touching at intermediate ports.....	8,500 00	8,500 00
92	207	Steam service between Quebec and the Isle of Orleans during the time between the closing of regular navigation in the autumn and the taking of the icebridge between the Island and the mainland; also after the breaking up of the icebridge until the resumption of regular navigation in the spring.....	500 00	500 00
93	208	Steam service between Rivière du Loup, Tadousac and other north shore ports.....	6,000 00	6,000 00
96	209	Winter steam service between Rivière du Loup, Tadousac and other St. Lawrence ports.....	8,000 00	8,000 00
98	210	Winter steam service between St. Catharines Bay and Tadousac....	2,500 00	3,500 00
100	211	Steam service between St. John and Digby.....	20,000 00	20,000 00
102	212	Steam service between St. John, Digby, Annapolis and Granville, viz: along the west coast of the Annapolis Basin.....	1,500 00	1,500 00
104	213	Steam service between St. John, Digby and Bear River and Clementsport.....	1,500 00	1,500 00
105	214	Steam service between St. John, Dublin and Belfast during the winter season.....	7,500 00	7,500 00
108	215	Steam service between St. John and Glasgow during the winter season.....	15,000 00	15,000 00
110	216	Winter steam service between St. John, Halifax and London....	15,000 00	15,000 00
113	217	Steam service between St. John, Halifax and London.....	25,000 00	25,000 00
116	218	Steam service between St. John, N. B. and St. Andrews, N. B. calling at intermediate points.....	4,000 00	4,000 00
118	219	Steam service for not less than 52 full round weekly trips between St. John and Halifax via Yarmouth and other way ports during the season of 1911.....	10,000 00	10,000 00
120	220	Steam service between St. John, N. B. and Margaretville, Port Lorne, Port George, Halls Harbour, Harbourville, and Morden, N.S....	2,500 00	2,500 00
121	221	Steam service from the opening to the closing of navigation in 1911 between St. John and Minas Basin ports.....	3,000 00	3,000 00
123	222	Steam service between St. John and ports in Cumberland Basin..	3,000 00	3,000 00
125	223	Steam service between St. John, Westport and other way ports..	1,500 00	1,500 00
126	224	A line or lines of steamers to run between St. John and Halifax, or either, and the West Indies and South America.....	79,500 00	79,500 00
133	225	Steam service during the year 1911, between St. Stephen, N. B. St. Croix River Points, Deer Island, Campobello and the inner Islands, Passamaquoddy Bay and L'Etete or Back Bay.....	3,000 00	3,000 00
135	226	Steam service during the season of 1911 between Sydney and Bay St. Lawrence, calling at way ports.....	6,500 00	6,500 00
137	227	Steam service during the season of 1911 between Sydney and Whycoomagh.....	3,000 00	3,000 00
		Carried forward.....	1,662,034 00	1,664,034 00

SESSIONAL PAPER No. 10e

XVIII.—MAIL SUBSIDIES AND STEAMSHIP SUBVENTIONS—*Concluded.*

Page No.	Vote No.		1910-11.	1911-12.
			\$ cts.	\$ cts.
		Brought forward.....	1,662,034 00	1,664,034 00
138	228	Steam service between Victoria and San Francisco.....	3,000 00	3,000 00
140	229	Steam service between Victoria, Vancouver, way ports and Skagway.....	12,500 00	12,500 00
143	230	Steam service between Victoria and west coast Vancouver Island.....	5,000 00	5,000 00
146	231	Additional for Canada, China and Japan services.....	48,666 66	48,666 66
		Appropriation for 1910-11 not required for 1911-12.....	50,000 00	
		AUTHORIZED BY STATUTE.	1,781,200 66	1,733,200 66
146		Canada, China and Japan (63-64 Vic., chap. 9).....	73,000 00	73,000 00
150		Canada and France (8-9 Ed. VII., chap. 36).....	200,000 00	200,000 00
			2,054,200 66	2,006,200 66

169

ANNAPOLIS AND LONDON OR HULL, ENGLAND, OR BOTH.

ACADIA STEAMSHIP COMPANY.

Contract No. 38.

Vote 169.—Steam Service between Annapolis and London or Hull, England or both.

1910-11	\$5,000
1911-12	5,000

This service is performed by the Acadia Steamship Company, Limited, of Annapolis Royal, N.S., under terms of a contract dated June 30, 1910—which expires on March 31, 1911—the principal provisions of which are as follows:—

Ports of Call—Frequency of Service—Speed.

1. The contractors being prepared to charter British steamships of a carrying capacity of from 8,000 to 12,000 barrels—guaranteed expressly built for carrying fruit and specially fitted with proper and sufficient ventilation for that purpose, will place them or such of them as may be necessary for the carrying out of this contract on a route between Annapolis Royal in the province of Nova Scotia and the ports of London and, or Hull in Great Britain, and will therewith run not exceeding five voyages between the said ports prior to the end of the month of March next succeeding the date of these presents. The steamer running the first of such five voyages shall leave Annapolis Royal prior to October 30 proximo. The other trips to follow as cargo offerings may require within the time hereinbefore stated. The voyages may be run from Annapolis Royal to either London or Hull or to both at the option of the contractors. The speed to be maintained on each voyage to be not less than ten knots per hour.

Government Wharfs.

3. In consideration of the subsidy herein stipulated, the contractors agree to call at all government wharfs when such is practicable and when such wharfs are available.

British Subjects.

Clause 4 provides that two-thirds of the officers, crew, &c., of the above mentioned steamships shall be British subjects.

Subsidy: \$1,000 per Voyage.

5. A subsidy of one thousand dollars (\$1,000) is payable on the completion of each voyage, when shown on sufficient evidence that the fruit or other perishable produce shipped on such voyage has been carried and delivered at the port of destination in good and satisfactory condition in so far as proper stowage and ventilation thereof was concerned.

SESSIONAL PAPER No. 10e

Calls at Foreign Ports.

7. The steamers employed in carrying out the provisions of this contract shall not on any voyage, either outwards or homewards, call at any foreign port not specified in this contract.

Vessels Employed in the Service.

NAME.	DIMENSIONS.			TONNAGE.		Capacity. Brls. Apples.	Passenger Accommodation.	Cold Storage	N. H. P.	Speed.	BUILT.			
	Length.	Breadth	Depth.	Net.	Gross.						At	In	Of	
	Fr.	Ft.	Ft.							Knots				
Atlantis.	234	33·6	20	734	1,170	10,196	10		750	10	Christiana,	1906	Steel.	
Kathinka	234	33·6	20	727	1,162	9,768	10		750	10	Norway.			
Katie.	220	30·2	13·6	634	1,099	61,900	20	Cool air ventila- tors to fruit decks.	166	12	Christiana,	1905	"	
Ada.	239	36·2	16·9	639	1,111	89,250	10		106	10	Norway.			
												Stavanger,	1901	"
												Norway.		

TRAFFIC RETURNS.

Calendar Year.	Passengers Carried.	Freight Carried.	Subsidy Paid.
1908.	Nil.	1,131 tons, or 16,908 barrels of apples.	2,000
1909.	Nil.	27,398 barrels and 547 boxes apples.	3,000
1910 (January).	Nil.	11,634 barrels and 150 boxes apples.	1,000

Two trips were run during 1908, three during 1909, and one in 1910.

170

BADDECK, IONA AND GRAND NARROWS.

VICTORIA STEAMSHIP COMPANY.

Contract No. 25.

Vote 170.—Steam Service between Baddeck, Iona and Grand Narrows. . . .

1910-11.	\$5,825
1911-12.	\$5,825

This service is performed by the Victoria Steamship Company, Limited, Baddeck, N.S., under terms of a contract bearing date February 2, 1910, and which expires March 31, 1911. The principal provisions, aside from those common to all contracts, are as follows:—

Frequency of Service.

1. 'The contractors will on the first day of April next place their steamer the *Blue Hill* on the route between Baddeck, Iona and Grand Narrows, and will from that date and during the further continuance of this contract with the said steamer or with some other steamer satisfactory to the minister, perform during the season of navigation between Baddeck, Iona and Grand Narrows, two full round trips daily each way, calling both going and coming at McKays Point, and from July 1 to October 1 will perform three trips per day to connect with the Intercolonial Railway fast express to Halifax.

Change in Service.

2. 'The minister may authorize any change or changes in the service as above defined as may not be inconsistent with the terms of the vote providing for the payment of the subsidy.

Period of Contract.

3. 'This contract shall remain in force until the thirty-first day of March in the year one thousand nine hundred and eleven, unless sooner terminated by the minister under the provisions of clause 20 of this contract.

Government Wharfs.

Clause 4 provides that the steamer shall call at government wharfs whenever possible.

British Subjects.

Clause 5 provides that two-thirds of the officers, crew, &c., of the steamer shall be British subjects.

Subsidy: \$5,825 per annum.

6. This subsidy is five thousand eight hundred and twenty-five dollars (\$5,825) per annum, payable as follows:—

In each year during the continuance of this contract, on the first day of June, the sum of fourteen hundred and fifty dollars (\$1,450); on the first day of August, the sum of fourteen hundred and fifty dollars (\$1,450); on the first day of October, the sum of fourteen hundred and fifty dollars (\$1,450); and upon the close of navigation the sum of fourteen hundred and seventy-five dollars (\$1,475).

Carriage of Mails.

The contractors are required to carry any mails that may be tendered to them by the postal authorities of Canada.

Description of Vessel Employed.

The ss. *Blue Hill*, above referred to, was built in 1887, at East Boston, U.S.A., of wood, and registered at Halifax in 1893; length, 135 feet; breadth, 18 feet; depth of hold, 7 feet; net tonnage, 98; gross tonnage, 199; 38 nominal horse power; speed, 15 knots.

Distance.

The distance between Baddeck and Iona is 12 miles; between Iona and East Bay, *via* Big Pond, 30 miles.

SESSIONAL PAPER No. 10e

TRAFFIC RETURNS.

Calendar Year.	Passengers Carried.	Freight Carried.	Live Stock.	MAILS.		Subsidy Paid.
				Lock Bags.	Tied Sacks.	
1907.....	4,377	1,240	Not stated.	Not stated.	Not stated.	\$ 5,825
1908.	5,147	784	112	2,270	2,680	5,450
1909.....	In.... 3,176	637	45	1,436	2,540	5,825
	Out.... 2,504	311	56	1,414	235	
	Total... 5,680	948	101	2,850	2,775	
1910.....	In..... 2,620	721	74	1,545	2,798	5,825
	Out.... 2,275	181	175	1,556	208	
	Total... 4,895	902	249	3,101	3,006	

496 round trips were run during 1909, and 470 during 1910.

171

BONAVENTURE RIVER, QUE., AND PETIT ROCHER, N.B.

Contract No. 57.

Vote 171.—Steam Service between Bonaventure River, Que., and Petit Rocher, N.B., tri-weekly during the season of 1911.

1910-11.....	\$3,000
1911-12.....	\$5,000

No service was run under contract on this route in 1910.

172.

CANADA AND AUSTRALIA.

UNION STEAMSHIP COMPANY OF NEW ZEALAND, LTD.

Contract No. 27.

Vote 172.—Steam Service between Canada and Australia.

1910-11.....	\$180,509
1911-12.....	\$180,509

This service is performed by the Union Steamship Company of New Zealand Limited, Managing Agents of the Canadian Australian Royal Mail Line, under terms of an agreement entered into on July 31, 1909, which provides for a service from

August 1, 1909, to July 31, 1910, and which was extended for a further period of twelve months, to July 31, 1911. Its principal provisions are as follows:—

Ports of Call.

1. That the contractors will provide, establish and during the period of one year calculated as and from the first day of August, one thousand nine hundred and nine maintain, continue and carry on in the manner hereinbefore set forth a regular steamship service between the City of Sydney in the State of New South Wales and the City of Vancouver, in the province of British Columbia, calling at Brisbane, in the State of Queensland, at Fiji, at Honolulu, in the Sandwich Islands, and at the outer wharf in the City of Victoria, in the said province on both outward and homeward voyages from Sydney to Vancouver and from Vancouver to Sydney, and such service shall as far as practicable make connection at Sydney with all local lines of steamships running between Sydney and other ports in the Commonwealth and New Zealand.

Steamers to be employed and their Equipment.

2. That the steamships *Makura*, *Moana* and *Aorangi* or such other steamships of not less than an equal number of tons gross tonnage to be approved by the minister for that purpose shall be regularly and continuously employed in the said service, provided, however that in the month of February, 1910, the *Aorangi* shall be permanently withdrawn and replaced by a steamship to be approved by the minister for that purpose. Each of the said steamships is warranted to have the most approved triple expansion machinery, refrigerators for ship's use, duplicate electric light engines, special ventilation for tropical voyages, ample saloon and cabin accommodation for at least 130 passengers, and to be provided with every comfort and convenience that is to be found in the best Atlantic liner of its size. Each of the said steamships is further warranted to be of the highest class at Lloyd's or British Corporation, and to comply in every respect with the requirements of the Marine Acts or Regulations of Canada, and each of the said steamships shall during the continuance of the agreement be at all times tight, sound, staunch and strong and well and sufficiently manned, victualled and equipped and in every respect seaworthy, and shall further at all times during the continuance of this agreement retain the qualification and class which it is hereinbefore warranted to possess.

Terminal Port and ports of call.—First Voyage under Agreement.—Contract time 22½ days.—Contract time of Makura, 21½ days.—Replacement of Moana by Marama or Manuka from March to July, 1910.—Contract time of Manuka, 21½ days.—Contract time 21½ days, March to July, 1910.

5. The round trip for each of the said steamships shall begin and end at Sydney in the State of New South Wales, calling at Brisbane, Fiji, Honolulu and the outer wharf in the City of Victoria on each and every voyage as aforesaid. The first voyage in performance of this agreement shall commence and be made from Sydney aforesaid on the second day of August one thousand nine hundred and nine and subsequent voyages after the first shall commence and be made from Sydney aforesaid on dates and at times to be from time to time appointed for that purpose by the minister. The duration of each voyage from Brisbane to Vancouver and from Vancouver to Brisbane shall not exceed twenty-two and a half days including detention at Honolulu on each voyages both outward and homeward, provided always and it is expressly agreed by the contractors that the duration of the voyage by the *Makura* shall not exceed 21½ days, and provided also that during the months of March, April, May, June and July in the

SESSIONAL PAPER No. 10e

year 1910 the contractors shall replace the said steamship *Moana* by the steamship *Marama* or *Manuka* or other steamship equal thereto, and that the duration of each voyage from Brisbane to Vancouver and from Vancouver to Brisbane during the said months of March, April, May, June and July by the said steamship *Marama* or other steamship shall not exceed twenty-one and a half days.

Four-weekly Service.—Commencement and Completion of Voyages.—Minister's Decision to be Final.

4. The said service shall be four-weekly and the said steamships shall leave the said ports of Sydney, Brisbane and Vancouver on the days and at the time to be from time to time appointed for that purpose by the minister after consultation with the Postmaster General of Australia. Each voyage shall be deemed to commence as soon after the completion of the embarkation of the mails intended to be thereby conveyed as having regard to practical considerations the anchor of such vessel can be weighed or the vessel can be loosed from its moorings and each such voyage shall be deemed to be completed when the vessel has arrived and been anchored or moored at some position in the port of destination from which the mails can be conveniently disembarked, and the times of the commencement and completion of every voyage shall be ascertained and recorded by the officers of the minister in pursuance of arrangements to be made from time to time by him for such purpose, and the decision of the minister as to all questions relating to any such times or periods shall be final and conclusive.

Call at U. S. Ports.

5. The said steamships shall not during the continuance of this contract call at any port in or of the United States of America (Honolulu only excepted).

Passenger and Freight Rates.

6. The said steamships shall each according to its capacity carry both outward and homeward all the freights and passengers which may be reasonably offered and obtained and at tariff rates both as to passengers and freights which shall be approved by the Governor General of Canada in Council and after consultation with and approval of the Australian Executive body.

No discrimination to be made against Canadian ports, railways, merchants or shippers.

7. No discrimination shall be made as regards tariff rates for either freights or passengers in any manner directly or indirectly against any Canadian port or against any Canadian railway or railway company, or against any Canadian merchants or shippers, but Canadian merchants or shippers shall at all times have preference for the carriage of their goods over other merchants and shippers as far as regards the Canadian connection.

Carriage of Mails.

8. During the continuance of this agreement the said steamships shall at the cost and expense of the said contractors receive and carry on each and every voyage all such mails as shall be or may be tendered for conveyance to the said steamships or to the masters or any officers on board of the same at the ports of Vancouver and Victoria aforesaid by or on behalf or under the direction of the minister for the time being, his officers, agents or servants, and shall deliver such mails at their proper ports of destination upon the sailing route of the said steamships, as herein indicated, and

in order to the due and proper performance of this covenant the said steamships shall each be provided with sufficient and convenient accommodation and protection for all such mails to the satisfaction of the minister for the time being, and the contractors shall further take all reasonable and necessary precautions for the protection of such mails while upon the said steamships from loss, damage or injury in any way, and shall be responsible for any loss or damages thereto caused by the negligence or want of proper care or accommodation on the part of the contractors, or their agents or servants, or on the part of the officers or employees or crew on board of the said steamships, and in this connection it is specially covenanted and agreed by the contractors that this agreement shall be subject to the steamships to be employed in carrying the mails thereunder having on board in the pay of the contractors labour approved of by the minister.

Landing, etc., Mails.

11. The contractors and all commanding and other officers in charge of the vessels employed under this agreement shall at all times punctually attend to the orders and directions of the minister or his officers or agents as to the mode, time and place of landing, transshipping, delivering and receiving the mails subject to the special provisions herein contained, and so far as such orders and directions are reasonable and consistent with the safety of the vessels.

Calls at Brisbane.

14. The said steamships shall remain in the Port of Brisbane not less than twenty-four hours or such lesser period as may be approved by the Honourable the Postmaster General of Australia on both homeward and outward voyages, and shall whenever practicable discharge and load alongside the railway wharf at Pinkenba in the Brisbane river.

Delay of steamers for twenty-four hours to receive mails.

16. The minister shall, in case of need and for the purpose of duly forwarding such mails as may be required, have the right to delay the sailing of any of the said steamships for the space of twenty-four hours, but in no case shall the minister exercise the right hereby conferred after the delivery on board such steamships in the ports of Vancouver and Victoria of the mails from Canada and other places intended for conveyance thereby, which mails shall be delivered on board with all reasonable despatch.

Assignment, etc., of Contract.

20. This agreement shall not nor shall any right or interest therein be assigned, underlet or otherwise disposed of without the consent in writing of the minister to such assignment having been first obtained, unless it be to a Limited or Joint Stock Company, of which the contractors shall be principal shareholders or stockholders.

Manifests, customs certificates, and other proof of performance of service to be furnished.

21. The contractors shall from time to time furnish to the minister full and complete copies of the manifests of the cargoes and lists of the passengers carried by each of the said steamships on its outward and its homeward voyage, certified by the proper customs officials and also such other documents, information and evidence as may be reasonably required by the minister to show the volume, extent and value of

SESSIONAL PAPER No. 10e

the trade carried on by the said steamships and such other customs certificates documents and evidence as may be necessary or as may be reasonably required by the minister to prove the performance of the service herein contracted for and to enable the minister to judge as to whether this agreement is being properly and faithfully carried out and performed and the furnishing of such certificates documents information and other evidence as hereinbefore specified shall be a condition precedent to the payment of the subsidy hereinafter provided or any portion thereof.

Amount of subsidy. £37,090 18s. 2d. per annum.

22. That the minister shall pay to the contractors subject to their faithful performance of all covenants, agreements and stipulations to be performed on their part, pursuant to this agreement, a subsidy of thirty-seven thousand and ninety pounds eighteen shillings and two pence (£37,090 18s. 2d.) per annum, in proportionate instalments for each and every round trip performed by each of the said steamships in accordance with the intention of this agreement, provided, however, that no amount or instalments of subsidy shall be payable at any time unless it appears to the satisfaction of the minister that up to the time of such payment there has been no breach on the part of the contractors of any of the covenants, provisions or stipulations of this agreement.

NOTE.—In addition to the above subsidy, the Australian government contributes £26,626 16s. 11d., and the government of Fiji, £2,282 4s. 11d. per annum to this service, making a total subsidy of £66,000 per annum.

Deductions from Subsidy.

23. If at any time or times the mails required to be conveyed by the contractors under this agreement between Vancouver and Sydney and vice versa shall not be conveyed from Vancouver to Brisbane, or from Brisbane to Vancouver, within the respective periods of transits hereinbefore prescribed in that behalf, then, and so often as the same shall happen there shall be deducted from the subsidy which but for this provision would be payable to the contractors a sum of thirty pounds (£30) for every complete period of twenty-four hours by which the time actually occupied in the conveyance of such mails from Brisbane to Vancouver, or Vancouver to Brisbane, as the case may be, shall have exceeded the period of transit hereinbefore prescribed in that behalf, provided always, that no deductions shall be made from the said subsidy by reason of any such default or failure as in this clause mentioned which may be proved to the satisfaction of the minister to have arisen wholly or in part from any cause or causes altogether beyond the control of the contractors.

Deductions from subsidy are not penalties.

24. Each of the deductions hereinbefore mentioned and hereby agreed to be made shall be made and the subsidy be reduced accordingly although no damage or loss shall have been sustained by reason of or in connection with such default and (except in such cases as in the last preceding clause hereof expressly provided) from whatever cause or causes any such failure or default shall have arisen and no such deduction shall in any case be deemed to be a penalty or in the nature of a penalty, and the payment by the minister of what shall from time to time remain due in respect of the said subsidy after making any such deductions as aforesaid shall in no case prejudice the right of the minister to treat the failure of the contractors to provide an appropriate vessel at any appointed place or time or to perform any service at or within the appointed period as a breach of this agreement.

Termination of Agreement.

25. This agreement shall remain in force until thirteen round voyages have been performed according to the true intention of these presents, provided that the minister shall have the right at any time by giving notice in writing under his hand, to determine this agreement and every matter and thing herein contained if it shall appear to him that there has been any material breach on the part of the said contractors of any of the covenants, stipulations, agreements or provisions herein contained and entered into on the part of the contractors, and it is hereby declared and agreed that the minister shall at all times be the sole and final judge as to whether there has been any such breach and his determination shall be final and conclusive.

Substitution for Disabled Steamers.—No Member of Canadian House of Commons to be Admitted to Share of Agreement.

26. Provided, however, and it is the true intent and meaning of these presents that if the said steamships any or either of them or any steamship replacing either of such steamships under this proviso shall be by the perils of the sea or other unavoidable casualty, lost, destroyed or temporarily disabled from performing their voyages according to the true intent and meaning of the agreements, stipulations and provisions herein contained, such loss or disability shall not be deemed to be a breach of these presents or any matter or thing herein contained, but the said contractors shall in such case, as soon as reasonably may be, having regard to the circumstances, replace the said steamships or steamship so lost or destroyed by others or another of equal class, speed, equipment, character and capacity to the satisfaction and approval of the minister, or to the like satisfaction and approval repair the damage done in case the said steamship has been only temporarily disabled and continue the said service herein contracted for with such substituted or repaired steamship with as little loss of time as possible under all the circumstances, provided always that there shall be no payment of any subsidy in respect of any voyage not actually and fully performed, provided further that the minister shall be the sole judge and have the final right of determination as to whether any suspension or temporary discontinuance of or delay in the said regular four-weekly service has been actually caused by the perils of the sea or other unavoidable casualties within the meaning of this proviso and his finding and determination thereon shall be conclusive. It is a condition of these presents that no member of the House of Commons of Canada shall be admitted to any share or part of this contract or agreement nor to any benefit to arise therefrom.

SESSIONAL PAPER No. 10e

Description of Vessels Employed.

NAME.	DIMENSIONS.			TONNAGE.			PASSENGER ACCOMMODATION.			Refrigerator Space.	N. H. P.	Speed.	BUILT.				
	Length.	Breadth.	Depth.	Net.	Gross.	Capacity.	1st Class.	2nd Class.	3rd Class.				Cu. Feet.	Knots.	At	In	Of
Marama.....	420.3	53.2	31.2	3,952	6,437	2,500	220	72	116	13,600	1,500	15	Greenock.....	1907	Steel.		
Makura.....	480	58	35	4,920	8,200	3,000	270	114	72	14,985	2,035	16½	Glasgow.....	1908	Steel.		
Mamuka.....	368.7	47.2	31.1	2,784	4,505	1,700	180	103	75	Nil	357	15	Dumbarton.....	1903	Steel.		
Aorangi.....	389.0	46.0	31.9	2,782	4,268	2,200	89	79	45	13,200	550	14	Glasgow.....	1883	Steel.		
Moana.....	350.4	44.1	32.6	2,414	3,915	1,700	136	80	98	14,400	531	14	Dumbarton.....	1897	Steel.		
Zealandia.....	410	54.6	26	3,482	6,660	2,225	108	91	104	11,933	1,100	15	Clydebank.....	1910	Steel.		

Distances.

The distances on the route are given as follows:—

	Miles.
Vancouver to Victoria.	85
Victoria to Honolulu.	2,342
Honolulu to Suva, Fiji.	2,799
Suva to Brisbane.	1,550
Brisbane to Sydney.	516
	7,292

TRAFFIC RETURNS.

Calendar Year.	Passengers Carried.	Freight Carried.	Live Stock.	Mails.	Subsidy Paid.	
	Number.	Tons.			\$ cts.	
1907.	In. 2,931	12,768	Not stated.	Not stated.	138,853 10	
	Out. 1,756	17,816				
	Total . . . 4,687	30,684				
1908.	In. 2,910	7,930	Not stated.	Not stated.	222,164 96	
	Out. 2,797	14,180				
	Total . . . 5,707	22,110				
1909.	In. 2,983	22,009	18	4,564	215	180,509 00
	Out. 23,444	23,444	29	6,163	213	
	Total . . . 5,397	45,453	47	10,727	428	
1910.	In. 3,277	29,725	3	4,715	286	180,509 00
	Out. 2,876	30,890	12	7,843	315	
	Total . . . 6,153	60,615	15	12,558	601	

(Part of this is on account of 1907 service).

13 round trips were performed during 1908, 12 during 1909, and 13 during 1910.

173

CANADIAN ATLANTIC PORTS AND AUSTRALIA AND NEW ZEALAND.

NEW ZEALAND SHIPPING COMPANY, LTD.

Contract No. 46.

Vote 173.—Steam Service between Canadian Atlantic Ports and Australia and New Zealand.

1910-11.	\$120,000
1911-12.	120,000

This service is performed by the New Zealand Shipping Company, Limited, of New Zealand, under terms of a contract dated February 7, 1910, which will expire on the opening of navigation on the St. Lawrence river in 1913. The principal provisions of the contract are as follows:—

Steamers.

1. The contractors owning and controlling the following steamships of British register of the capacity, gross and net tonnage respectively as stated, viz :—*Papanui*, 8,850, 6,582, 4,242; *Waimate*, 8,978, 5,610, 3,629; *Wakanui*, 8,755, 5,824, 3,751; *Rakaia*, 8,595, 5,628, 3,660; *Whakatane*, 8,775, 5,902, 3,786; will place upon the opening of navigation on the River St. Lawrence in the present year, such number of the afore-said steamships as may be required, or other steamships approved by the Minister, upon the route hereinafter defined, and will from the same date establish and continue to maintain a monthly steamship service from eastern ports in Canada to the Dominion of New Zealand and the Commonwealth of Australia.

Sailings.

2. The said service shall consist of a sailing on or about the fifteenth day of each month from a Canadian port as hereinbefore provided during the continuance of this contract as follows :

(a) During the season of open navigation from the port of Montreal in the province of Quebec, to the ports, or any three of the ports, of Auckland, Wellington, Littleton and Dunedin in New Zealand, and the ports of Melbourne and Sydney in Australia, calling at such other ports in New Zealand or Australia as the contractors may desire.

(b) During the season of closed navigation on the River St. Lawrence from the Port of St. John, in the province of New Brunswick, calling on each voyage outward at Halifax, in the province of Nova Scotia, and thence to the said ports in New Zealand and Australia.

Capacity and Speed of Steamers.

3. In addition to any other provisions herein stipulated, the contractors shall provide steamships upon the service herein defined with a carrying capacity of not less than 7,500 tons at 40 cubic feet to the ton, which steamship shall be capable of steaming at an average speed of ten knots per hour.

Freight Rates.

4. It is hereby understood and agreed that the rates charged by the contractors upon all classes of freight from the Canadian ports of departure to any of the said ports in New Zealand or Australia shall not be in excess of the rates charged upon the same classes of goods from any port of the United States on the Atlantic seaboard to New Zealand and Australia on any regular cargo or passenger steamship line, and no discrimination of any kind whatsoever, direct or indirect, shall be permitted against Canadian merchants or shippers; and it is further agreed and understood that the freight rates on through bills of lading *via* any Canadian Atlantic seaport from any place in the province of Ontario or Quebec, or from any Canadian point, shall in no case be greater than from similar points in the United States upon freight routed *via* any United States port on the Atlantic seaboard, and it is further understood and agreed that the said steamers shall not carry on any voyage run under the terms of this contract either deals or lumber or timber to a greater extent than fifty per cent of the total quantity of the cargo carried on such voyage, and such quantity only in case other Canadian products are not offering or cannot be obtained. Provided, however, that in the event of other cargo not being

1 GEORGE V., A. 1911

obtainable, satisfactory evidence of that fact being furnished to the minister, then the contractors shall be allowed to make up the balance of the cargo with deals, boards or timber.

Cold Storage.

5. The steamships engaged in the said service shall be suitably fitted with ample cold storage accommodation and appliances to meet all reasonable demands, which cold storage shall from time to time be the best known for the purpose; provided the contractors shall from time to time in the event of goods offering for shipment provide such further cold storage accommodation as shall be sufficient to meet the requirements of the trade offering.

Deduction for short cargo.

6. The contractors further covenant and agree to obtain and transport from Canada to New Zealand and Australia an average cargo every twelve months of 5,000 tons on each outward trip on and after the first sailing from St. John in the autumn of the present year, failing which the government shall deduct from the subsidy otherwise payable at the end of each twelve months following and including the said first sailing from St. John in the autumn of the present year \$2 per ton for every ton short of 60,000 tons, measurement or weight.

Freight Rates.

Clause 8 provides that freight rates shall be approved by the minister.

British Subjects.

Clause 9 provides that two-thirds of the officers, crew, &c., employed shall be British subjects.

Termination of contract.

10. This contract shall remain in force and have effect until the opening of navigation in the year 1913, unless sooner terminated under the provisions of section 22.

Subsidy, \$120,000 per annum.

Clause 11 provides for an annual subsidy of \$120,000, payable in monthly instalments of \$10,000, upon the production of the required proof each month that the voyage has been completed from Canada to New Zealand and Australia as herein stipulated.

Mails.

Clause 13 provides for the conveyance of mails without additional subsidy.

SESSIONAL PAPER No. 10e

Description of vessels employed.

Name.	DIMENSIONS.			TONNAGE.			Passenger Accommodation.	Refrigerator space.	N. H. P.	Speed.	BUILT		
	Length.	Breadth	Depth.	Net.	Gross.	Capacity.					At	In	Of
	Ft.	Ft.	Ft.					Tons.		Knots			
Rakaia . . .	420	54	28·7	3,660	5,928	8,907	12	5,531	310	11	Hebburn.	1895	Steel.
Whakatane	420	54	28·7	3,786	5,902	9,964	26	5,525	600	11	Hebburn.	1900	Steel.
Wakanui ..	420	54	28·6	3,751	5,824	9,954	26	5,530	600	11	Hebburn.	1899	Steel.
Waimate...	420	54	28·6	3,629	5,610	9,495	12	5,532	600	11	Hebburn.	1896	Steel.
Turkistan..	373·1	50·2	27·4	2,899	4,505	7,503	12	Nil.	500	11	W. Hartlepool	1905	Steel.
Tokomaru..	425	53·2	31·1	4,072	6,238	8,491	4	6,424	600	11½	Wallsend.	1893	Steel.
Kumara...	425·1	54·2	29·6	3,907	6,034	8,975	10	5,656	600	12	Wallsend.	1899	Steel.

DISTANCES.

	Miles.
Halifax to Melbourne.	12,250
Montreal to Melbourne.	12,900
Melbourne to Sydney.	575
Sydney to Auckland.	1,275
Auckland to Wellington.	555
Wellington to Lyttleton.	175
Lyttleton to Port Chalmers.	190

TRAFFIC RETURNS.

Calendar Year.	Passengers Carried.	FREIGHT CARRIED.		Live Stock.	Mails.	Subsidy Paid.
		Weight.	Measurement.			
1910.	No.	Tons.	Tons.			\$ cts.
May to August	Nil.	9,458	22,139	Nil.	Nil.	40,000

4 trips were run between May and August, 1910. Other trips have been run since then, but no information is yet available regarding them.

174

CANADA AND GREAT BRITAIN.

ALLAN LINE.

Contract No. 1.

Vote 174.—Ocean and Mail Service between Canada and Great Britain.

1910-11.	\$600,000
1911-12.	\$600,000

The service, as at present run, is under terms of a contract entered into with Messrs. H. & A. Allan, as representing the Allan Line Steamship Company, Limited, bearing date of January 19, 1906, and which expires on May 1, 1912. The principal provisions *inter alia* are as follows:—

Period of Contract.

1. 'The contractors owing or controlling in their capacity aforesaid the steamers *Virginian* and *Victorian*, each of guaranteed seventeen knots effective speed, and other steamers which may be approved by the minister, and being about to contract for the construction of two other steamers of guaranteed eighteen knots effective speed, to be delivered and ready to commence running on the service hereinafter described on or before the first of August, 1907, will, on the first day of August, 1906, commence to perform and hereafter will carry on the service hereinafter described, that is to say, a regular weekly steamship service between Canada and Great Britain until the first day of May, 1912, unless sooner terminated under the provisions of section 28 hereof.

Steamers to be Employed.

2. 'Until the said eighteen knot steamers are ready to commence running, the service shall be performed by the steamers *Victorian*, *Virginian*, *Tunisian*, with a fourth steamer equal in effective speed and otherwise to the *Tunisian*, and such other steamers as may be necessary for the effectual running of the service, and as may be approved by the minister.

3. 'The contractors agree to build and place in the service by August 1, 1907, two steamers guaranteed to develop twenty knots on their trial trip on the measured mile, and of guaranteed eighteen knots effective speed.

Number of voyages per annum.

4. 'The steamers *Victorian*, *Virginian*, *Tunisian*, with a fourth steamer equal in effective speed and otherwise to the *Tunisian*, and such other steamers as may be approved by the minister shall, until the two eighteen-knot steamers have been placed in the service, perform ten complete round voyages per annum each, and after the two eighteen-knot steamers have been placed in the service, they and the *Victorian* and the *Virginian* shall each perform ten complete round voyages per annum.

SESSIONAL PAPER No. 10e

Subsidy: Amount per voyage.

The subsidy is as follows:—

£2,500.

(a.) For each complete round voyage between Liverpool and Rimouski or North Sydney, performed at the rate of eighteen knots per hour, 2,500 pounds sterling.

£3,000.

(b.) For each complete round voyage between Liverpool and St. John or Halifax, performed at the rate of eighteen knots per hour, 3,000 pounds sterling.

£2,000.

(c.) For each complete round voyage between Liverpool and Rimouski or North Sydney, performed at the rate of seventeen knots per hour, 2,000 pounds sterling.

£2,500.

(d.) For each complete round voyage between Liverpool and St. John or Halifax, performed at the rate of seventeen knots per hour, 2,500 pounds sterling.

£1,000.

(e.) For each complete round voyage performed at the rate of fifteen knots per hour, 1,000 pounds sterling.

Time of Payment.

Such subsidy being payable at the end of each quarter for all voyages fully run and completed during each quarter, that is, at the close of the months of September, December, March and June, during the continuance of this contract; provided, however, that no amount or instalment of subsidy shall be payable or paid at any time unless it appears to the satisfaction of the minister that up to the time of such instalment becoming due, as herein stipulated, the service herein described and defined has been fully and faithfully performed, and that all provisions and stipulations as to dates of sailing, speed and duration of voyages, have been in all respects faithfully observed and carried out according to the true intent and meaning of these presents; and it is a further condition of this contract that the contractors shall, on the completion of each voyage, furnish the minister with such certified extracts from the steamer's log, together with track charts of the voyage, or any other information required, as will enable him to determine whether the service on such voyage has been within the requirements of this contract.

Withdrawal of Vessels.

(a.) Provided always, that at no time during the continuance of this contract, except for thirty days between any fifteenth day of December and the following fifteenth day of February, shall more than two vessels of the seventeen and eighteen knot class be withdrawn at the same time from the service hereinbefore described.

Winter Service.

6. It is further understood and agreed that the service to be performed during the season of closed navigation on the River St. Lawrence shall be as follows:—

‘Between the port of Liverpool and the ports of Halifax and St. John, one of the said steamers sailing on each westbound trip from Liverpool each Thursday, or on such other day as may be approved by the minister, for Halifax and St. John, and calling at Merville for the embarkation of the mails, if the call at that port be adhered to, and at Halifax for the landing of such mails; and one of the said steamers sailing on each eastbound trip from St. John each Saturday, or on such other day as may be approved by the minister, for Liverpool, calling at Halifax for the embarkation of the mails, and at Merville for the landing of such mails, if the call at that port be adhered to; it being understood and agreed that if from any cause it should prove impossible for the steamers performing the service to secure sufficient cargo at St. John during the winter season, or if at any season there is inadequate accommodation in the harbour at St. John for any of the said steamers, the minister may, in his discretion, relieve the contractors from the obligation of proceeding to or starting from that port on any particular voyage or voyages.

Summer Services.

7. It is further understood and agreed that the service to be performed during the season of open navigation on the River St. Lawrence shall be as follows:—

- (a.) ‘On all voyages from Montreal and Quebec eastward to Liverpool the steamers shall be at liberty to proceed by the way of the Straits of Belle Isle, and upon all such voyages the port of call below Quebec shall be Rimouski for the embarkation of the mails and at Merville (if the Merville call be adhered to) for the landing of the mails.
- (b.) ‘On all voyages westward from Liverpool the steamers shall call at Merville for the embarkation of the mails (if the Merville call be adhered to) and shall be at liberty to proceed by way of the Straits of Belle Isle, and on all such voyages the port of call below Quebec shall be Rimouski for the landing of the said mails.
- (c.) ‘On all voyages eastward or westward from or to Montreal and Quebec via Cape Race the port of North Sydney may, at the option of the minister, be substituted for the port of Rimouski for the embarkation or landing of the said mails.

Tenders at Rimouski and North Sydney.

8. ‘It is understood and agreed that at Rimouski and North Sydney the mails are to be delivered to and received from tenders supplied by the postal authorities of Canada.

Distances.

9. For the purpose of this contract the following shall be understood to be the distances between the points hereinafter mentioned, *i.e.*, between Merville and Rimouski via Belle Isle, 2,300 miles, and between Merville and Rimouski via Cape Race, 2,500 miles, except when it may become necessary for steamers to deviate to the southward to avoid ice, in all which cases the actual number of miles travelled upon the voyage, not exceeding in any instance 2,800 miles, shall for the purposes of this contract be taken to be the distance aforesaid; and between Halifax and Merville, 2,255 miles,

SESSIONAL PAPER No. 10e

except when it may become necessary for steamers to deviate as aforesaid, in all which cases the actual number of miles travelled upon the voyage, not exceeding in any instance 2,550 miles, shall for the purposes of this contract be taken to be the distance aforesaid; and between Merville and Sydney, 2,105 miles, except when it may become necessary to deviate as aforesaid, in all which cases the actual number of miles travelled upon the voyage, not exceeding in any instance 2,405 miles, shall for the purposes of this contract be taken to be the distance aforesaid.

Cold Storage.

10. 'It is understood and agreed that each steamer while run under this contract shall be fitted with adequate cold storage accommodation to the satisfaction of the minister.

Average rate of speed. (See also clause 5).

11. 'The contractors bind themselves to run each of the three classes of steamers hereinbefore referred to at the average rate of speed for each voyage as specified in clause 5, in performing the several voyages from port to port, unless in the opinion of the captain of said steamer the said rate of speed would endanger life or the safety of the ship, or unless the speed of the ship is delayed by reason of fog, ice, snow or stress of weather, or by assisting ships in distress, in any of which events the contractors shall submit to the minister the captain's explanation of the cause of the delay, and such other evidence as the minister may require to enable him to determine and the minister upon such explanation and evidence shall determine whether the circumstances were such as justified the captain's reduction of the speed of the voyage or sufficiently explain the delay in completing the voyage, and in all cases where such failure to maintain the said average rate of speed is deemed justifiable or sufficiently explained the minister may, in his discretion, omit the voyage in question in calculating the average for the quarter in which such voyage took place, or may deduct the period of such delay in calculating such average.

Deductions for delays.

12. 'If during any quarter the mails carried by the steamers *Victorian* and *Virginian* and the two eighteen-knot steamers are not conveyed from port to port at the average rate of the speeds specified in clause 5 for the said four steamers after omitting voyages and deducting delays as provided in the last preceding clause, or if during any quarter the mails carried by the fifteen-knot steamers required for the carrying out this contract are not conveyed from port to port at the average rate of speed specified in clause 5 for the said fifteen-knot steamers, after omitting voyages and deducting delays as provided in the last preceding clause, then, and so often as the same shall happen, the contractors shall furnish to the minister the certified logs of the captains of the steamers showing the causes of the delays, and there shall be deducted from the subsidy payable to the contractors for the said quarter a sum equal to five per cent of such subsidy for every one-quarter knot by which the average speed actually made has fallen below the average speed specified in clause 5 of this contract.

Average rate of speed between December 15 and February 15.

Provided, however, that for the period between any fifteenth day of December and the following fifteenth day of February when steamers of different classes are employed in the service, the average rate of speed shall be arrived at by taking the averages of the speeds of all the steamers employed in the service during the said period.

Maximum deduction.

‘Provided further, that the total amount of the sum deducted in respect of such default or failure of either of the two classes of steamers mentioned in this clause shall not exceed the full amount of the subsidy allowed the said class for the quarter or period in question.

Subsidy for fifteen-knot Steamers.

13. ‘Subject to the provisions of clause 11 hereof, the other steamers required for the carrying out of this contract, and which may from time to time be approved by the minister as provided in clause 2 hereof, shall when in service be entitled to receive a subsidy which will bear the same proportion to the sum of £1,000 as the actual speed made by the said steamers will bear to the speed of fifteen knots per hour.

Freight and passenger rates.

14. ‘It is further understood and agreed that the tolls to be charged in the way of either freight or passenger rates between ports on both east and westbound trips shall always under substantially similar circumstances and conditions, be charged equally to all persons, and at the same rate, whether by weight or otherwise, in respect of all traffic of the same description and receiving in carriage the like accommodation; and further, that no toll shall be charged which discriminates against Canadian merchants or shippers or against emigrants to Canada.

Provisions for renewal of Contract.

15. ‘If the contractors comply with the terms of this contract then at the expiration hereof His Majesty will enter into a new agreement with the said contractors for a further period of five years for payment to the contractors of such subsidy as His Majesty may then be prepared to pay to any one, provided the contractors by such new agreement will then undertake to perform such service as His Majesty may then require during the said new five-year term, in such manner and upon such conditions as His Majesty may then prescribe.

Termination of Contract.

Section 28, referred to in section 1, reads as follows:—

28. ‘It is declared to be the true intent and meaning of these presents that the minister shall have the right at any time during the continuance of this contract, upon thirty days’ notice in writing to the contractors, their successors or assigns, to terminate this contract, and every matter and thing herein contained, if it shall appear to the minister that there has been any breach on the part of the contractors, their successors or assigns, of any of the covenants, agreements, stipulations or provisions herein contained and entered into on the part of the contractors; and it is declared and agreed that the minister shall at all times be the sole and final judge as to whether there has been any such breach, and his decision shall be absolute, final and conclusive.’

SESSIONAL PAPER No. 10e

DESCRIPTION OF VESSELS EMPLOYED.

NAME.	DIMENSIONS.			TONNAGE.		PASSENGER ACCOMMODATION.			Refrigerator Space.	N. H. P.	Speed.	BUILT.		
	Length.	Breadth.		Depth.	Net.	Gross.	Capacity.	1st Class.				2nd Class.	3rd Class.	Cn. Feet.
		Feet.	Feet.						Feet.					
Victorian.....	520	60	4	38	0	10,629	4,000	250	300	900	17,260	Belfast.....	1904	Steel.
Virginian.....	520	60	3	38	0	10,754	4,000	250	300	900	12,410	Limthouise.....	1905	Steel.
Corsican.....	500	61	2	38	0	11,436	6,000	150	300	1,300	24,270	Whiteinch.....	1907	Steel.
Grampian.....	485	60	2	38	1	9,603	6,100	150	250	1,000	23,320	Limthouise.....	1907	Steel.
Hesperian.....	485	60	2	38		9,599	6,100	150	250	1,000	23,320	Limthouise.....	1908	Steel.
Tunisian.....	500	59	2	39	8	10,576	8,500	150	250	1,000	21,759	Limthouise.....	1900	Steel.

Empress of Britain. Empress of Ireland.	548·8 548·9	65·7 65·7	36·7 36·7	8,024 8,028	14,189 14,191	6,000 6,000	300 300	350 350	1,000 1,000	28,000 28,000	3,200 3,200	18½ 18½	Govan..... Govan.....	1906 1906	Steel. Steel.

* I. H. P.—Turbine Engines.

In addition to the above an agreement exists between the Allan Line and the Canadian Pacific Railway Company whereby the following steamers are employed in this service:—

Distances.

The distance between Liverpool and Rimouski via Belle Isle is stated to be 2,490 miles; between Liverpool and Halifax, 2,450 miles; between Liverpool and St. John, 2,729 miles.

TRAFFIC RETURNS.

Calendar Year.	Number of Passengers Carried.		Tons of Freight Carried.	Live Stock.	Mails.		Subsidy Paid.	
1907	Allan Steamers—	13,075	57,487	—	Not Stated.		\$555,432 47	
	East	30,356	52,121					
	West							
	Total	43,431	109,608					
	C. P. R. Steamers—	6,686	25,220					
	East	10,278	27,661					
West								
Total	16,964	52,881						
Grand Total	60,395	162,489						
1908	Allan Steamers—			738	Lock Bags	Tied Sacks	\$ 578,447 12	
	East	14,644	66,955		10,926	5,159		
	West	16,957	56,567		34,745	9,127		
	Total	31,601	123,522		45,671	14,286		
	C. P. R. Steamers—							
	East	21,461	60,312		4,228	10,314		
West	25,055	51,592	8,478	32,166				
Total	46,516	111,904	12,706	42,480				
Grand Total	78,117	235,426	58,377	56,766				
1909	Allan steamers—			738			\$ 582,713 58	
	East	12,448	87,342		14,318	8,414		
	West	21,287	80,430		46,477	13,480		
	Total	33,735	167,772		60,795	21,894		
	C. P. R. Steamers—							
	East	11,371	60,432		4,712	8,551		
West	27,681	54,655	12,131	28,900				
Total	39,052	115,087	16,843	37,451				
Grand Total	72,787	282,859	77,638	59,345				
1910	Allan Steamers—			738			\$584,233 60	
	East	9,623	67,648		12,754	9,099		
	West	28,061	72,456		50,458	14,624		
	Total	37,684	140,104		63,212	23,723		
	C. P. R. Steamers—							
	East	16,363	54,010		11,194	8,431		
West	32,873	62,428	36,044	19,131				
Total	49,236	116,438	47,238	27,562				
Grand Total	86,920	256,542	110,450	51,285				

Weekly trips were performed each way during each of the above years.

SESSIONAL PAPER No. 10e

175

CANADA AND CUBA.

WM. THOMSON & CO., LTD.

Contract No. 43.

Vote 175.—Steam Service between Canada and Cuba.

1910-11.	\$25,000
1911-12.	\$25,000

This service is performed by Messrs. William Thomson & Company, Ltd., of St. John, N.B., under terms of a contract dated December 1, 1909, which expires on January 7, 1911.

The principal provisions of the contract are as follows:—

Sailings.

1. The contractors owning or controlling such steamships of British or Canadian register as may be approved by the minister of a minimum gross and net tonnage of 2,000 and 1,000 tons respectively, each having passenger accommodation for not less than twenty first-class passengers, and guaranteed as rating at Lloyd's 100A1, will within thirty days of the date of these presents place the said steamships, or such other steamships as may be approved from time to time by the minister on a route between St. John in the province of New Brunswick and Havana in the Republic of Cuba, and will continue to maintain therewith for a period of one year from the date of the first sailing from St. John a direct monthly service each way from the said port of St. John to the said port of Havana and return thereto, sailing from St. John at regular intervals on such fixed dates as may be sanctioned by the minister, such dates to be advertised at least twenty days in advance of the respective sailings.

Speed.

2. Each of the said steamships while employed as herein agreed shall on all north and southbound voyages run at an average speed of not less than 10 knots per hour, extraordinary conditions of the weather excepted.

Subsidy: \$25,000 per annum.

Clause 3 provides for a subsidy at the rate of \$25,000 per annum, payable in quarterly instalments of \$6,250 upon the completion of the service every three months from the commencement of the contract as hereinbefore stipulated.

Freight Rates.

Clause 8 provides that freight rates shall be subject to the approval of the minister.

Traffic to be routed via Intercolonial Railway.

Clause 9 provides that freight from Cuba, when not otherwise routed by shippers or consignees, shall be delivered to the Intercolonial Railway at St. John for shipment to final destination in Canada; provided that the Intercolonial Railway rates are not in excess of any other railway rates from St. John to the said ports of final destination.

Passengers for the province of Quebec or the maritime provinces are, when not otherwise routed, to be handed over to the Intercolonial Railway at St. John.

Freight destined for Cuba shall, whenever possible, be delivered to the Intercolonial Railway at Montreal.

Transportation of Trade Commissioners.

Clause 10 provides that Canadian trade commissioners, their wives and children, and Canadian commercial agents, shall be carried free, with free transportation of their household effects, upon any steamship in this service when travelling upon official duties.

Additional Steamships.

11. It is further understood and agreed that should there be sufficient cargo to justify the placing of additional steamships upon the route, the contractors shall provide such additional steamships as in the opinion of the minister may be necessary, upon being notified of such necessity by the minister in writing, and such additional service shall be given without further subsidy therefor.

Mails.

Clause 13 provides for the carriage of mails.

Distance.

The distance from St. John to Havana, Cuba, is 1,600 miles.

DESCRIPTION OF VESSELS EMPLOYED.

NAME.	DIMENSIONS.			TONNAGE.			Passenger Accommodation.	Refrigerator Space. Cub. Ft.	N. H. P.	Speed, Knots.	BUILT.		
	Length. Ft.	Breadth. Ft.	Depth. Ft.	Net.	Gross.	Capacity.					At.	In.	Of.
Trongate	310	44	20'4"	1,619	2,552	2,700	2	Nil.	Whitby.	1897	Steel.
Ottringham. . .	314	46.5	20'6"	1,698	2,679	5,100	2	Nil.	269	10	Sunderland.	1904	Steel.
Gogovale. . . .	320	47.5	23	2,038	3,097	5,250	2	Nil.	275	10	Port-Glasgow	1904	Steel.
Leuctra	324.7	45.4	22.5	1,950	3,207	5,032	4	Nil.	289	10	Port-Glasgow	1899	Steel.
Benedick. . . .	300	39.1	19.0	1,581	2,440	230	10	Walls-end.	1888	Steel.
Bencliff.	207	40	21.7	1,385	2,210	200	Sunderland.	1894	Steel.

In addition to the above steamers, the *Felix*, *Snestad* and *Haakon* were also employed.

SESSIONAL PAPER No. 10e

TRAFFIC RETURNS.

Year.	Passengers Carried.		FREIGHT CARRIED.		Live Stock.	Mails.	Subsidy Paid.
			Tons. Weight.	Tons. Measurement.			
1910.	In....	Nil.	Nil.	Nil.	Nil.	Nil.	\$ 25,000
	Out. .	Nil.	5,888	32,968			
	Total		5,888	32,968			

12 trips were run during 1910.

176

CANADA AND MEXICO.

(Atlantic Service).

Contract No. 44.

Vote 176.—Steam Service between Canada and Mexico on the Atlantic Ocean.

ELDER, DEMPSTER & CO.

1910-11..	\$50,000
1911-12..	50,000

This service is performed by Messrs. Elder, Dempster and Company, of Liverpool, England, under terms of a contract bearing date August 29, 1910, and which expires on December 31, 1912. The principal provisions, aside from those common to all contracts, are as follows:—

1. 'The contractors owning and controlling the steamships of the gross and net tonnage hereinafter mentioned, viz.: the *Sokoto* of 3,092 gross and 1,969 net; having passenger accommodation for not less than 60 first-class and 20 second-class passengers and guaranteed as rating at Lloyds 100 A1, will on or after the fifteenth day of September next following the date of these presents, place the said steamship and such other steamship or steamships of equal class, capacity and speed as may be approved by the minister on a route between the Dominion of Canada and the Republic of Mexico, as hereinafter stated, and will from said date continue to maintain therewith until the 31st day of December, in the year 1912, a monthly service, as follows:—

(a.) From the port of Montreal during the season of open navigation on the River St. Lawrence, calling at—

- (1.) Charlottetown, in the province of Prince Edward Island, whenever reasonable freight or passengers are offered from that port.
- (2.) Halifax, in the province of Nova Scotia.
- (3.) Nassau, in the Bahama Islands, and
- (4.) A port or ports in the Island of Cuba;

extending each and every such voyage to and calling at the ports of Progresso, Vera Cruz and Tampico, and, when required so to do so by the minister, at Coatzacoalcos, in the Republic of Mexico, and upon all return voyages calling at Halifax and, at the option of the contractors, at a port or ports in Cuba and at Nassau.

(b.) During the season of closed navigation on the River St. Lawrence, from the port of Halifax, N.S., to the ports in Mexico, hereinafter stated, calling at Nassau,

in the Bahama Islands, and a port or ports in Cuba to the ports of Progreso, Vera Cruz and Tampico, and, when required so to do by the minister, at Coatzacoalcos, in the Republic of Mexico, and returning from the said Mexican ports to Halifax, N.S., and calling, at the option of the contractors, at a port or ports in Cuba and Nassau.

(c.) The sailings from the Canadian ports of departure being at regular intervals on such fixed dates as may be sanctioned by the minister; such dates to be advertised at least twenty days in advance of each of the respective sailings.

Speed.

2. Each of the said steamers while employed as herein agreed shall, on all north and south bound voyages, run at an average speed of not less than ten knots per hour, extraordinary conditions of the weather excepted.

Subsidy, \$50,000 per annum.

3. Subsidy is payable at the rate of fifty thousand dollars (\$50,000) per annum, in monthly payments of four thousand one hundred and sixty-six dollars and sixty-six cents (\$4,166.66) on the completion of each monthly round voyage so run in compliance with the term so of this agreement.

Time-tables—Deductions from Subsidy.

5. 'It is understood and agreed to be a further condition of these presents that the contractors shall from time to time furnish the minister with time-tables showing the proposed sailings, and upon the same being approved by the minister they shall be duly advertised in such manner as he may direct.

6. 'It is agreed that in case any steamer engaged in the performance of the service hereinafter stipulated does not sail from a terminal port as herein specified within three days of the date fixed by such time-tables, there shall be deducted from the amount of subsidy payable for such voyage a sum equal to one-tenth of the amount otherwise payable for the performance of such voyage, and so in proportion for further delays or failure to sail from such terminal port; provided, however, that the minister may authorize any vessel to sail at an earlier or a later date than that specified in such time-table should he for any reason deem it advisable to do so.

Freight rates.

Clause 9 provides that freight rates on both north and south bound trips are to be approved by the minister.

Freight and passengers to be routed via I.C.R.

Clause 10 provides for the delivery of freight from Mexico to the I.C.R. at Halifax, unless otherwise routed by shippers or consignees; under condition that the freight rates on the I.C.R. are not in excess of rates on other railways between similar points. It is also provided that passengers for points in the Maritime Provinces or Quebec are to be handed over to the I.C.R. at Halifax, provided that such routing is controlled by the contractors.

Freight for export to Mexico is, when possible, to be delivered to the I.C.R. at Montreal.

Transportation of Canadian Trade Commissioners.

Clause 11 provides for the free transportation (including meals and berths) of Canadian Trade Commissioners and their wives and children, and also Canadian Commercial Agents, when travelling upon their official duties, or being transferred from one port to another, upon request of the Minister. Free transportation for household effects is also to be included.

SESSIONAL PAPER No. 10e

Accommodation for Halifax Cargo.

12. The contractors further agree to reserve such accommodation as may be required for Halifax cargo upon each trip to Mexico performed during the continuance of this contract.

Carriage of Mails.

Clause 13 of the contract provides for the carriage of mails.

Description of Vessels Employed.

NAME.	DIMENSIONS.			TONNAGE.			PASSENGER ACCOMMODATION.		Refrigerator space.	N.H. P.	Speed	BUILT.		
	Length.	Breadth	Depth.	Net.	Gross.	Capacity.	1st Cl.	2nd Cl.				At	In	Of
Bornu...	345	42.2	23	2,074	3,238	4,300	65	36	Nil.	296	10.5	Barrow.	1899	Steel.
Sokoto..	345	42.2	23	1,969	3,092	4,210	65	24	Nil.	296	10.8	Barrow.	1899	Steel.
Memnon.	345	4.09	26.7	2,046	3,176	300	Belfast..	1890	Steel.

Distances.

The distance from Montreal to Vera Cruz is given as 3,745 miles; from Vera Cruz to Montreal, 2,941 miles.

TRAFFIC RETURNS.

Calendar Year.	Number of Passengers Carried.			Tons of Freight Carried.		Live Stock.	Mails.		Subsidy Paid.
	First Class.	Second Class.	Third Class.	Tons Weight.	Tons Meas't.		Lock Bags.	Tied Sacks.	
1907	700			45,811		Not Stated.	Not Stated.		\$50,000 00
1908	In.....	49	236	159	4,360	41,870	Nil.	\$50,000 00
	Out.....	104	526	30	10,495	21,975	Nil.	3	
	Total.	153	762	189	14,855	63,845	
1909	In.....	52	44	1	2,110	26,751	4	\$50,000 00
	Out.....	76	1,173	14,227	15,239	
	Total.	128	1,217	1	16,337	41,990	4	
1910	In.....	44	19	2	2,527	18,323	1	\$50,000 00
	Out.....	74	377	11,115	12,906	6	
	Total.	118	396	2	13,642	31,229	Nil.	7	

11 round trips were run during 1910.

177

CANADA AND MEXICO.

(Pacific Service).

T. H. WORSNOP.

Contract No. 44.

Vote 177.—Steam Service between Canada and Mexico upon the Pacific Ocean.

1910-11.	\$75,000
1911-12.	75,000

This service is performed by Thomas Herbert Worsnop, of London, England, under terms of a contract bearing date March 11, 1909, for a period of three years from the first sailing of such steamers. The principal provisions, aside from those common to all contracts, are as follows:—

Ports of Call—Frequency of Service.

1. The contractor, controlling two or more steamships sailing under the British flag or Mexican flag, each of a carrying capacity of not less than 3,500 tons, with a guaranteed rating at Lloyds as A 1, and having adequate passenger accommodation, will within four months from the 1st of May, 1909, place the same or other steamships of like or greater capacity, approved by the minister, on a route between Vancouver and Victoria, in the province of British Columbia, and the ports of Mazatlan, Manzanillo, Acapulco and Salina Cruz, situate on the Pacific coast of the Republic of Mexico; and will therewith maintain for a period of three years from the first sailing of such steamers from the terminal port of Vancouver or Salina Cruz, a regular monthly service between such terminal ports and calling on all voyages both south and north-bound at the aforementioned intermediate ports, and at such other ports in the province of British Columbia and the Republic of Mexico as may be approved by the minister, sailing from each such terminal ports regularly once in each calendar month and on such fixed days as may be sanctioned by the minister; such dates to be advertised at least twenty days in advance of sailings; and shall complete each year during the continuance of this contract twelve full round voyages.

Calls at United States ports.

2. Permission is granted for the steamers to call at either the port of San Pedro or San Diego, United States, south bound, to deliver cargo from a British Columbia port; but they are not permitted to load United States cargo for Mexico. When northbound they are permitted to deliver cargo at the said United States ports from a Mexican port when sufficient inducement is offered; but they are not required to make a call at any one of said United States ports if sufficient cargo is not offered to cover cost of such a call.

Speed.

3. Each of the steamers employed as herein agreed shall on all south and north-bound voyages run at an average speed of ten knots per hour, extraordinary conditions of the weather excepted.

SESSIONAL PAPER No. 10e

Passenger and freight rates.

4. The contractor shall carry on each trip of any steamer employed under this contract according to its capacity, all the freight and passengers which may be reasonably offered or obtained, and at tariff rates both as to passengers and freights which may be from time to time approved by the minister.

Transportation of Canadian Trade Commissioners, etc.

Clause 8 provides for the free transportation of Canadian Trade Commissioners, their wives and children, and household effects, when requested by the minister.

Subsidy: \$75,000 per annum.

This subsidy is at the rate of seventy five thousand dollars (\$75,000) per annum, payable in monthly instalments of \$6,250.00, or upon the completion of each round voyage from Vancouver.

Carriage of Mails.

Clause 13 of the contract provides for the carriage of mails.

Calls at foreign ports.

16. The steamers employed in carrying out the provisions of this contract shall not on any of their trips, while employed in this service, call at any foreign port not specified in this contract, Mexican ports excepted.

Description of Vessels Employed.

NAME.	DIMENSIONS.			TONNAGE.			PASSENGER ACCOMMODATION.		Refrigerator space.	N. H. P.	Speed Knots	BUILT.		
	Length.	Breadth	Depth.	Net.	Gross.	Capacity.	1st Class.	3rd Class.				At	In	Of
	Ft.	Ft.	Ft.											
Lonsdale	340	41	26.5	2,043	3,170	4,500	20	25	Nil.	292	11.25	Sunderland. . .	1890	Steel.
Georgia	335	40	27.7	1,778	2,797	4,000	20	25	Nil.	370	11	N'castle-on-Tyne	1889	Steel.

Distances.

The distance from Vancouver to Salina Cruz is 3,054 miles; from Salina Cruz to Vancouver via Guaymas, 3,572 miles.

TRAFFIC RETURNS.

Calendar Year.	Passengers Carried.	Freight Carried.	Live Stock.	Mails. Bags or Sacks.	Subsidy Paid.
1907	57	7,110	Not Stated.	Not Stated.	\$33,333 29
1908	In.....	83	3,358	5	
	Out.....	69	16,368	10	
	Total....	152	19,726	15	
1909	In.....	30	11,116	42	
	Out.....	30	12,526	29	
	Total....	60	23,642	71	
1910	In.....	4	13,732	6	\$50,000 00
	Out.....	12	24,988	13	10,416 67 <i>(a)</i>
	Total....	16	38,720	19	1,041 66 <i>(b)</i>

(a) Additional amount for 5 trips from July 17, 1909, to February 20, 1910.

(b) Half trip, July 23 to August 6, 1909.

178

CANADA AND NEWFOUNDLAND.

REID NEWFOUNDLAND COMPANY, LTD.

Contract No. 60.

Vote 178.—Steam Service or Services between Canada and Newfoundland.

1910-11.....	\$18,000
1911-12.....	\$18,000

This service is performed by the Reid Newfoundland Company, Limited, of St. John's, Newfoundland, under terms of a contract bearing date August 31, 1910, which expires on March 31, 1911, and the principal provisions of which are as follows:

Frequency of service.—Ports of call.

1. The contractor having on the first day of April next preceding the date of these presents, placed the steamship *Bruce*, described as a steel screw steamship having a speed of 16 knots, 1,155 gross tonnage, classed 100 A1 at Lloyds, with double bottom of cellular construction, on the route hereinafter described, will establish and maintain until March 31, 1911, a regular steamship service between North Sydney, in the province of Nova Scotia, and Port aux Basques, in Newfoundland, and the contractors hereby further agree to furnish such other steamship or steamships as may be necessary from time to time, which steamships shall be subject to the approval of the minister, for the proper performance of the service hereinafter described, and

SESSIONAL PAPER No. 10e

which said service shall consist of a complete round trip each day, except Sunday, between the ports of North Sydney and Port aux Basques, but should there for any reason not be six round trips during each week there shall not be less than three complete round trips, weather permitting, between the said ports each week during the continuance of this contract, excepting that if in any week Port aux Basques be blocked and the steamer is compelled to go to Placentia, two round trips instead of three shall be the minimum number in any such week.

Government Wharfs.

In consideration of the subsidy herein stipulated the contractors agree to call at all government wharfs when such is practicable and when such wharfs are available.

Subsidy: \$18,000 per annum.

2. Subsidy is payable at the rate of eighteen thousand dollars (\$18,000 per annum, but in case the full six complete round trips are not performed each week a reduction of fifty-one dollars (\$51) shall be made for each round voyage not so performed, or a reduction of one-half the said sum of fifty-one dollars (\$51) for each single trip not so performed, and should there be from any cause whatever less than three complete round trips in any one week, no subsidy, or part thereof, shall be paid on account of any service performed during such week, unless it is established to the satisfaction of the minister that such failure has been caused by stress of weather; the said subsidy to be paid quarterly, viz.: for the periods ending the 30th days of June and September, and the 31st days of December and March, during the continuance of this contract.

Calls at foreign ports.

6. The steamers employed in carrying out the provisions of this contract shall not on any voyages either outward or homewards call at any foreign port not specified in this contract.

Transportation of Canadian Trade Commissioners.

15. The Canadian Trade Commissioners and their wives and children, or Canadian Commercial Agents, shall be granted free transportation, meals included, with first-class accommodation, and free transportation for their household effects, upon any steamships employed by the contractors in the performance of this contract, when requested so to do by the minister, and when the said commissioner or commercial agent is travelling upon his official duties, or being transferred from one official post to another.

Description of Vessels Employed.

NAME.	DIMENSIONS.			TONNAGE.			PASSENGER ACCOMMODATION.			Refrigerator space, Cu. Ft.	N. H. P.	Speed.	BUILT		
	Length.	Breadth	Depth.	Net.	Gross.	Capac- ity.	1st Class	2nd Class.	3rd Class.				At	In	Of
Bruce .. WH	Ft. 236·6	Ft. 32·6	Ft. 19·7	343	1,155	72	218	Nil.	350	16	Point- house.	1897	Steel.
Glencoe	208	30·1	16·7	336	767	42	125	Nil.	185	13	Point- house.	1899	Steel.
*Portia.
Inver- more..	250 2 30	14·7	440	975	280	White inch.	1881	Iron.

* No description available.

Distances.

The distance from Port aux Basques, Nfld., to North Sydney, N.S., is 101 miles.

TRAFFIC RETURNS.

No service was run during 1907.

Calendar Year.	Passengers Carried		Tons Freight Carried.	Live Stock.	Mails.		Subsidy Paid
	First Class.	Second Class.			Sealed Bags.	Tied Sacks.	
1908	5,351	9,223	10,176	764	2,112	11,796	\$12,272
1909	In... 3,759	5,511	8,917	449	973	1,152	\$9,646 50
	Out... 4,222	7,630	969	954	12,885	
	Total 7,981	13,141	9,886	449	1,927	14,037	
1910	In... 3,127	5,970	14,557	1,203	948	13,516	\$9,993 00
	Out... 3,300	7,024	950	948	1,356	
	Total 6,427	12,994	15,507	1,203	1,896	14,872	

SESSIONAL PAPER No. 10e

179

CANADA AND SOUTH AFRICA.

ELDER, DEMPSTER & CO.

Contract No. 2.

Vote 179.—Steam Service between Canada and South Africa.

1910-11.	\$146,000
1911-12.	146,000

This service is performed by Messrs. Elder, Dempster & Company, of Liverpool, England, under terms of a contract bearing date May 18, 1907, and which expires September 30, 1912. The principal provisions, aside from those common to all contracts, are as follows:—

Period of Contract.

1. 'During the term of five years from the first day of October, one thousand nine hundred and seven the contractors shall well and efficiently provide work and maintain a service (hereinafter called "the service") of cargo and mail carrying steamships of the descriptions hereinafter mentioned, sailing from Montreal and calling at Quebec, and at the option of the contractors at other Canadian ports during the St. Lawrence season; and from St. John and calling at Halifax, and at the option of the contractors at other Canadian ports during the remainder of the year (hereinafter called "the Canadian ports"), and proceeding direct to Cape Town and such other South African ports (not less than two other ports) as may be arranged (hereinafter called "the South African ports), upon and subject to the conditions and provisions hereinafter contained.

2. 'The contractors shall at all times during the said term provide and maintain such steamships of the descriptions hereinafter mentioned (hereinafter called "the steamers") as may from time to time be required for the purposes of the service. Each of the steamers shall:—

Size and Registry of Vessels.

(a) Be a British vessel of not less than five thousand tons dead weight capacity, furnished with adequate cargo space, and shall be a good, substantial and efficient steam vessel of adequate power and speed, and supplied with first-class appropriate steam engines and in all respects suited to the performance of the service within the respective times herein stipulated, and shall be provided and kept by the contractors seaworthy and in complete repair and readiness to the satisfaction of the minister.

Speed.

(b) 'When employed on the service maintain an average rate of speed of not less than ten knots an hour.

Cold Storage.

(c) 'Be suitably fitted with cold storage accommodation and appliances which shall from time to time be the best known for the purpose and capable of carrying in such cold storage not less than two hundred tons of cargo. Provided the contractors shall from time to time in the event of goods offering for shipment provide such further cold storage accommodation as shall be sufficient to meet the requirements of the trade offering.

Electric Light and other Fittings.

(d) 'Be supplied with an adequate number of boats and life-saving appliances in compliance with the law, and shall be fitted with electric light and all modern appliances and conveniences and be otherwise constructed, fitted and equipped properly and substantially in a manner suitable for all the requirements of the service and to the satisfaction in all respects and subject to the approval of the minister; provided that the contractors shall, from time to time, in the event of goods being offered for shipment, provide further vessels having such carrying capacity, accommodation and appliances as shall be sufficient to meet the requirements of the trade offering.

Carriage of Mails.

3. The steamers are:—

(a) 'To carry all mails sent under the authority of the Postmaster General of the Dominion of Canada (hereinafter called "the Postmaster General") for transmission from Canada to South Africa, irrespective of their origin and ultimate destination.

(b) 'Except such letters as are not required by law to pass through the post office, the contractors shall not receive or permit to be received for conveyance on board any steamer any letters other than those mentioned. No mails shall be conveyed by any such steamer on behalf of any colony or foreign country without the permission of the Postmaster General. The whole postage of any mail conveyed by any steamer shall, under all circumstances be at the disposal of the Postmaster General.

Frequency of Service.

4. 'The contractors shall on the first day of October, one thousand nine hundred and seven, and thereafter until the thirteenth day of September, 1912, at least monthly during the first fifteen days of each month, cause one of the steamers properly found in all respects, to leave one of the Canadian ports, and thence to call at the other of the Canadian ports, and thence proceed direct to one of the South African ports, and thence to call at the others of the South African ports; and the contractors further agree, in the event of goods being offered for shipment, to provide such additional vessels having carrying capacity and accommodation and appliances as shall be sufficient to meet the requirements of the trade offered.

Precedence to be given to Canadian Goods and Shippers.

6. 'No preference, priority or advantage whatsoever shall be granted by the contractors as regards the shipment and conveyance of any goods or products, directly or indirectly, against shippers of Canadian goods and products, who shall always have precedence for such Canadian goods and products over all other shippers, provided that such shippers in respect of such Canadian goods and products shall give not less than ten days' notice in writing to the contractors at their office at the port of ship-

SESSIONAL PAPER No. 10e

ment, specifying the nature and amount of such goods and products before the date advertised for the departure of any steamer of their intention to ship goods and products, who shall at the same time, if required by the contractors, pay a deposit of not less than 10 per cent upon the freight chargeable in respect of the carriage of such goods and products, and subject thereto the contractors shall ship all such goods and products in order of priority according to the time at which the same shall be actually received by the contractors for shipment.

Freight Rates.

7. 'The rates charged by the contractors shall under the same circumstances be the same scale of rates to all shippers and classes of shippers for each class of goods, so that no undue advantage, privilege or monopoly may be afforded to any person or classes of persons in respect of such rates.

Subsidy, \$146,000 per annum.

This subsidy is \$146,000 per annum payable in the city of Ottawa in four quarterly payments payable in the months of January, April, July and October in each and every year during the continuance of this agreement, and subject always to such subsidy being voted by the Parliament of the Dominion of Canada.

Subsidy from any other source.

16. 'The contractors shall not in respect of the services receive or accept any subsidy or aid pecuniary or otherwise from any colony or foreign country or any provincial, civic or municipal authority or any person or persons or corporation or corporations, and should any such subsidy or aid be received by the contractors, the Dominion government may deduct the amount thereof from the amount of the next quarterly payment due and owing under this contract, and so from time to time and as often as the contractors receive such subsidy or aid from any colonial or foreign government, provincial, civic or municipal authority or any person or persons or corporation or corporations; but this provision is not to be deemed as a permission or authority for the contractors receiving any such subsidy or aid.

Calls for coaling.

18. 'Subject to the due performance by the contractors of the obligations imposed on them by this contract, they shall be at liberty in sailing from the Canadian ports to the South African ports to call solely for the purpose of coaling at any ports not situate on the continent of America.

Exemptions from calling at Canadian ports.

19. 'If at any time the contractors furnish to the minister evidence satisfactory to him that sufficient cargo is not forthcoming from any of the ports of call in Canada, he may in his discretion exempt either temporarily or permanently the steamers of the contractors from visiting such ports.

Commencement of Service.

25. 'This contract shall come into force and have effect on and from the first day of October, one thousand nine hundred and seven.'

1 GEORGE V., A. 1911

Description of Vessels Employed.

NAME.	DIMENSIONS.			TONNAGE				Passenger Acc., 1st Class.	Refrigerator Space.	N. H. P.	Speed.	BUILT		
	Length.	Breadth	Depth.	Net.	Gross.	Capac- ity, D. W.	At					In	Of	
	Ft.	Ft.	Ft.					Cu. Ft.		Kts.				
Melville	385·0	48·8	26·9	2,872	4,439	7,200	12	59,647	359	11	Port Glasgow....	1902	Steel.	
Canada Cape..	360·0	48·0	20·2	2,795	4,286	6,500	6	65,940	372	10	Howdon-on-Tyne..	1904	Steel.	
Benin.....	375·2	47·3	18·8	2,788	4,313	7,100	2	9,200	396	11	Wallsend-on-Tyne	1907	Steel.	
Bendu.....	375·2	47·3	18·9	2,821	4,319	7,100	2	9,200	396	11	Wallsend-on-Tyne	1906	Steel.	
Monarch	470·0	56·0	31·9	4,776	7,355	12,500	6	26,500	548	11	Wallsend.....	1897	Steel.	
Yola.....	356·0	45·2	18·7	2,246	3,504	5,625	12	Nil.	296	10	Sunderland.....	1898	Steel.	

Distance.

The distance between St. John and Cape Town, South Africa, is given as 6,978 miles; between Montreal and Cape Town, South Africa, it is 7,338 miles.

TRAFFIC RETURNS.

Calendar Year.	Number of Passengers Carried.	Tons of Freight Carried.		Live Stock.	Mails.	Subsidy Paid.
		Weight	Meas.			
1907.....	Not stated.....	47,314		Not stated.....	Nil.	\$146,000 00
1908.....	5	25,690	16,977	69	Nil.	\$146,000 00
1909	In.....	161				
	Out.....	21	26,140	Nil.	Nil.	\$146,000 00
Total.....	21	29,840	26,140			
1910.....	In.....					
	Out.....	9	33,145	369		\$146,000 00
Total.....	9	23,203	33,145	369	Nil.	

12 round trips were performed in each of the above years.

180

CARAQUET, SHIPPIGAN AND MISCOU ISLANDS.

Vote 180.—*Steam Service between Caraquet, Shippigan and Miscou Islands.*

1910-1911	\$500.
1911-1912	\$500

There is no contract for this service, but it was performed during 1910 by the Gloucester Navigation Company, and \$500 was paid to them under authority of order in Council of November 25, 1910. The steamer employed was the *Beaver*. The distance between terminal ports is 40 miles.

TRAFFIC RETURNS.

Year.	—	Passengers.	Freight.	Mail Bags.	Subsidy Paid.
1910.....	In.....	650	361 tons.	8	\$500 00
	Out.....	675	105 "	8	
	Total.....	1,325	466 tons.	16	

181

FROUDE'S POINT AND LOCKEPORT, N.S.

Contract No. 22.

MUNICIPAL CORPORATION OF THE TOWN OF LOCKEPORT, N.S.

Vote 181.—*Steam Service between Froude's Point and Lockeport.*

1910-11	\$600
1911-12	\$600

This service is performed by the municipal corporation of the town of Lockeport, N.S., under terms of contract dated June 12, 1908, which expired on March 31, 1909, and was renewed until March 31, 1910, and has now again expired. Subsidy for the year 1910-11, however, was paid under authority of order in council dated November 11, 1910.

The principal provisions of the contract are :—

Frequency of Service—ports of Call.

1. The contractor, having maintained from the 1st day of April, prior to the date of these presents, a service of not less than twelve round trips each week on the route between Lockeport, N.S., and Froude's Point, N.S., calling at Rockland with the steamship *D. D. Mann*, of 130.41 gross tonnage and 88.68 net tonnage, with passenger accommodation for 40 people and speed of nine knots, the said contractor hereby agrees to continue and maintain the said service until March 31, 1910.

Government Wharfs.

2. In consideration of the subsidy herein stipulated, the contractors agree to call at all government wharfs when such is practicable, and when such wharfs are available.

Subsidy \$600 per annum.

3. Subsidy is payable at the rate of six hundred dollars (\$600) per annum, payable as follows:—Three hundred dollars (\$300) upon the first day of October next following the date of these presents, and the balance of three hundred dollars (\$300) upon the completion of the service as hereinbefore defined, or such proportionate sum as may have been earned on the said thirty-first day of March, 1910.

Carriage of mails.

Clause 5 of the contract provides for the carriage of mails.

Distance.

The distance between terminal ports is 4 miles.

TRAFFIC RETURNS.

Calendar Year.	Number of Passengers Carried.	Tons of Freight Carried.	Live Stock.	MAILS.		Subsidy Paid.
				Lock Bags.	Tied Sacks.	
1908.....	In..... 3,317	600	Nil.	1,884	900	
	Out..... 3,308	570	"	1,884	900	
Total.....	6,625	1,170	3,768	1,800	\$600 00
1909.....	In..... 3,457	1,015	2,150	840	\$636 66
	Out... .. 3,014	700	2,150	840	
Total.....	6,471	1,715	4,300	1,680	
1910.....	In..... 3,651	1,450	2,440	690	\$600 00
	Out..... 2,978	690	Nil.	2,440	690	
Total.....	6,629	2,140	4,880	1,690	

780 round trips were performed during 1910

SESSIONAL PAPER No. 10e

182

GASPE BASIN AND DALHOUSIE OR CAMPBELLTON.

Contract No. 15.

FRASERVILLE NAVIGATION COMPANY, LTD.

Vote 182.—Steam service from the opening to the closing of navigation in 1911, between Gaspé Basin and Dalhousie or Campbellton.

1910-11	\$15,000
1911-12	\$15,000

A contract dated February 13, 1909, was entered into with the Fraserville Navigation Co., Ltd., of Fraserville, Que, to perform this service. It expires on the close of navigation in 1912. The principal provisions, aside from those common to all contracts, are as follows:—

Frequency of Service.

1. 'The contractors on the opening of navigation on the route between Campbellton aforesaid and Gaspé Basin, in the province of Quebec, in the spring of the year, 1909, that is to say, as soon as the ice will permit of the running of a steamer over the said route, will place the steamer *Canada*, of a length over all of 185 feet, breadth 27 feet, depth 19 feet, gross tonnage about 704 tons, net tonnage about 449 tons, of a speed of 14 knots per hour, fully and properly fitted for the accommodation of over 50 passengers, and having adequate accommodation for such freight as may be offered for conveyance over said route; and will with such steamer maintain a regular semi-weekly service from the opening of navigation in the year of these presents to the close thereof in the autumn of the said year, that is to say, until the ice will not permit of the running of the steamer over the said route, during which period there shall be made at least 60 full round trips from Campbellton to Gaspé basin aforesaid and return, and so in like manner during each year covered by this contract.

Ports of Call.

'On each trip run both to and from Gaspé Basin as aforesaid the steamer shall call at each of the ports of Dalhousie, Carleton, Maria, New Richmond, St. Charles de Caplan, Bonaventure, New Carlisle, Paspébiac, St. Godfroi, Port Daniel, L'Anse aux Gascons, Newport, Grand Pabos Mills, Little Pabos, Grand River, Little River East, Cape Cove, Barachois de Mal Baie, Percé, Point Peter, Douglstown and Grand Greve.

Period of Contract.

2. 'This contract shall remain in force until the close of navigation in the year one thousand nine hundred and twelve (1912) unless sooner terminated by the minister under the provisions of section 17 hereof.

Subsidy: \$15,000 per Annum.

Subsidy is payable at the rate of fifteen thousand dollars (\$15,000) per annum in equal instalments of five thousand dollars (\$5,000) on each first day of July

and October occurring during the continuance of this contract, and the balance of five thousand dollars (\$5,000) of each yearly amount on the completion of each year's service as hereinbefore contracted for; it being understood, declared and agreed that if for any reason there should not have been run in any one season at least sixty full round trips, there shall be deducted a proportionate amount from the final payment otherwise due for each year's service.

Carriage of Mails.

Clause 5 of the contract provides for the carriage of mails.

Description of Vessel Employed.

The s.s. *Canada* was built at Kinghorn, Fife, in 1892, of iron, and registered at Halifax, N.S., in 1905; length, 185.5 feet; breadth, 27.2 feet; depth, 19.5 feet; net tonnage, 449; gross tonnage, 704; 131 horse-power; speed, 14 knots.

Distances.

The distance between terminal points is 225 miles.

TRAFFIC RETURNS.

Calendar Year.	Number of Passengers Carried.	Tons of Freight Carried.	Live Stock.	MAILS.		Subsidy Paid.
				Lock Bags.	Tied Sacks.	
1907†.....	East.... 4,108	2,908	Not stated.....	Not stated.		\$13,250 00
	West.... 5,152	1,105				
Total.....	9,260	4,013	
1908* +.....	East.... 2,560	3,834	11	952	191	\$12,000 00
	West.... 2,624	1,855	20	952	191	
Total.....	5,184	5,689	31	1,904	382	
1909.....	East.... 2,373	760	11	279	33	\$12,750 00
	West.... 2,524	3,578	30	472	48	
Total.....	4,897	4,338	41	751	81	
1910 (to Sept. 30) ..	East.... 2,685	627	54	293	36	\$8,000 00
	West.... 2,758	574	34	300	43	
Total.....	5,443	1,201	88	593	79	

51½ round trips were run during 1909, and 50 during 1910.

* Statistics for 1908 are estimated only. Actual returns could not be obtained owing to wreck of 'Lady Eileen,' and proposed winding up of Interprovincial Navigation Co.

† Service performed by Interprovincial Navigation Co.

SESSIONAL PAPER No. 10e

183

GASPE BASIN AND NORTH SHORE RIVER AND GULF OF ST.
LAWRENCE.

Contract No. 50.

Vote 183.—Schooner service twice per month during the season of open navigation between Gaspé Basin and the North Shore of the River and Gulf of St. Lawrence.

1019-11	\$1,000
1911-12	\$1,000

The service was formerly performed by Louis S. Cormier, of Esquimaux Point, Quebec, under terms of a contract bearing date June 14, 1909, which expired on the close of navigation in that year. No service was performed under contract in 1910.

SESSIONAL PAPER No. 10e

A first instalment on the first day of the month of July next following the date hereof, of seventeen hundred and fifty dollars (\$1,750); and an equal sum of seven hundred and fifty dollars (\$1,750) on each subsequent first days of each of the months of October, January and April occurring during the continuance of this contract.

Carriage of Mails.

Clause 5 of the contract provides for the carriage of mails.

Description of steamer employed.

The ss. *Aurora* above referred to was built at Brooklyn, U.S.A., in 1893 of wood, and registered at St. Andrews, N.B., in 1900; length, 114 feet 8 inches; breadth, 26 feet 6 inches; depth of hold, 10 feet 9 inches; net tonnage, 183; gross tonnage, 364; 32 nominal horse-power; speed, 12 knots.

Distances.

The distances between the various ports are as follows:—

Grand Manan to St. John, via Eastport, 63 miles.

Grand Manan to St. Stephen, via Eastport, 48 miles.

Grand Manan to St. Andrews, via Eastport, 30 miles.

TRAFFIC RETURNS.

Calendar Year.	Number of Passengers Carried.	Tons of Freight Carried.	Live Stock.	Mails.		Subsidy Paid. \$
				Lock Bags.	Tied Sacks.	
1907	6,524	4,407	Not stated	Not stated ...		5,000
1908	6,168	4,016	33	1,561	2,553	5,000
909	In...3,157 Out...3,804	3,749	378	1,841	6,500
Total	6,961	3,749	511	119	
1910.....	In...3,025 Out...3,894	3,636	23 14	928 653	2,162 197	7,000
Total.....	6,919	3,636	37	1,581	2,359	

174 round trips were performed during 1908, 173 in 1909, and 174 in 1910.

185

HALIFAX AND CANSO.

HALIFAX AND CANSO STEAMSHIP CO., LTD.

Contract No. 30.

Vote 185.—Steam service between Halifax and Canso.

1910-11..... \$4,000

1911-12..... \$4,000

This service is performed by the Halifax and Canso Steamship Company, Limited, of Halifax, N.S., under terms of a contract bearing date February 27, 1907, and which expires on April 1, 1912. The principal provisions, aside from those common to all contracts, are as follows:—

Frequency of Service—Ports of Call.

1. 'The said contractors having, prior to the date hereof, placed the steamer *Strathcona* on a service between Halifax and Canso, which steamer having been lost they will replace her by a new one, now building, and will with it, or until completed with a substitute steamer approved by the minister, continue to maintain a regular weekly service between Guysboro' and Halifax, in the province of Nova Scotia, calling on all voyages both ways at Queensport, Canso, Whitehead, Drumhead, Isaacs Harbour, Goldboro', Port Beckerton and Port Hilford; and during the months of January and February occurring during the continuance of this contract, at Port Dufferin, Sonora and Moses River, all in the province of Nova Scotia, as well as such other port or ports as may be from time to time required by the minister. At any of the above ports of call where a public wharf has been built and is maintained the steamer may be required to call at same when so notified by the minister.

Capacity and Equipment of Steamer.

'It is guaranteed, on the part of the contractors, that the new steamer above referred to shall have a cargo capacity equal to 2,500 barrels, with passenger accom-

SESSIONAL PAPER No. 10e

modation for 40 passengers, electric lighted throughout and fitted with proper and adequate refrigeration for the carrying of fresh fish.

Period of Contract—Changes in Service.

2. 'This contract shall remain in force, unless sooner terminated under conditions hereinafter expressed, until the first day of April, 1912; and it is understood and agreed that the minister may authorize any change or changes in the above service as may not be inconsistent with the terms of the vote covering the payment of the subsidy therefor.

Laying off Steamer Each Year.

3. 'It is understood and agreed that the steamer running the service as above may lay off for refitting two trips in each year at such time or times as will least interfere with the requirements of the service.

Subsidy, \$4,000 per annum.

Subsidy of four thousand dollars (\$4,000) per annum is payable as follows, that is to say:—

'In four equal instalments of one thousand dollars each on the first days of July, October and January, and on the completion of each year's service during the continuance of this contract.

Carriage of Mails.

Clause 5 of the contract provides for the carriage of mails.

Description of Vessel Employed.

The steamer employed in this service is SS. *Scotia*; length, 137 feet; breadth, 27 feet; depth, 9 feet 6 inches; net tonnage, 268; gross tonnage, 376; capacity, 2,000 barrels; speed, 10½ knots.

This new steamer, SS. *Scotia*, went on the route in September, 1907, before which the service was performed by the SS. *Dufferin* and SS. *Margaret*.

Distances.

The distance between Halifax and Guysborough is 218 miles.

TRAFFIC RETURNS.

Calendar Year.	Number of Passengers Carried.	Tons of Freight Carried.	Live Stock.	Mails.	Subsidy Paid.
1907.....	624	5,547	Not given	Nil.	\$4,000
1908.....	1,779	{ 9,478 weight. 14,818 meas. }	52	Nil.	4,000
1909.....	In... ..672	{ 2,868 weight. 4,293 meas. }	55	Nil.	4,000
	Out... ..1,019	{ 5,433 weight. 8,159 meas. }	6		
Total	1,691	{ 8,301 weight. 12,452 meas. }	61		
1910.....	In.....687	7,666	30	4,000
	Out800	13,289	Nil	Nil	
Total.....	1,487	20,955	30	

50 trips were run during 1910.

186

HALIFAX AND NEWFOUNDLAND VIA CAPE BRETON PORTS.

PICKFORD AND BLACK.

Contract No. 11.

Vote 186.—Steamship service between Halifax and Newfoundland via Cape Breton ports.

1910-11	\$4,000
1911-12	\$4,000

This service is performed by Messrs. Pickford & Black, of Halifax, N.S., under contract bearing date of March 12, 1909; which expired on the close of navigation in 1909, but was renewed on August 5, 1910, until the close of navigation in 1910. The principal provisions of the contract, aside from those common to all contracts, are as follows:—

Ports of Call—Duration of Service.

1. 'The contractors will on the opening of navigation in the present year, place their steamer the *Harlaw* on the route between Halifax in the province of Nova Scotia and the west coast of the island of Newfoundland, and will continue to carry on and maintain by means of the said steamer a regular fortnightly service between Halifax and the west coast of Newfoundland, calling both going and returning at St. Peters, Grand Narrows, Baddeck, North Sydney, South Sydney, Ingonish, Neils Harbour and Aspey Bay in Cape Breton, and at St. Pauls Island off the north coast of Cape Breton, whenever the weather will permit a vessel to call at that port, and

SESSIONAL PAPER No. 10e

at Channel, Bay St. George, Codroy, Bay of Islands and Bonne Bay in Newfoundland. Such service to continue uninterruptedly until fourteen complete round trips have been performed or until the close of navigation should it close before the said fourteen trips can be performed, that is to say, until the ice will not permit of the running of a steamer over the route named. The time to be occupied in making each trip of the service hereby undertaken to be performed including the return to Halifax shall not exceed thirteen days.

• *Government Wharfs.*

2. 'In consideration of the subsidy herein stipulated, the contractors agree to call at all government wharfs when such is practicable, and when such wharfs are available.

Period of Contract.

3. 'The contract shall remain in force until the close of navigation in the present year, but shall be subject to renewal for another year at the option of the minister.

Subsidy: \$4,000 per Season.

A subsidy is payable not exceeding four thousand dollars (\$4,000), such subsidy to be payable as follows, that is to say: On the first day of September next following the date of these presents, a sum equivalent to two hundred and eighty dollars (\$280) for each complete round trip which shall have been fully performed according to the intention of these presents previous to that date; and the balance of the subsidy shall be paid on the completion of the season's service.

Carriage of Mails.

Clause 5 of the contract provides for the carriage of mails.

Description of Vessel Employed.

The SS. *Harlaw* above referred to, was built at Port Glasgow in 1881, of iron, and registered at Windsor, N.S., in 1888; length, 165 feet; breadth, 24 feet 5 inches; depth, 11 feet 8 inches; net tonnage, 267; gross tonnage, 451; speed, 10 knots.

Distance.

The distance between Halifax and Bonne Bay, Newfoundland, is 427 miles.

TRAFFIC RETURNS.

Calendar Year.	Number of Passengers Carried.	Tons of Freight Carried.	Live Stock.	Mails.	Subsidy Paid.
1907.....	Out.....317	3,980	} Not given.	Bags.	\$2,000
	In.....300	2,288		Not given.	
	Total.....617	6,268			
1908.....	Out.....349	3,625	4	14	} 4,000
	In.....332	1,750	2	
	Total.....681	5,375	6	14	
1909.....	Out.....327	2,300	5	18	} 4,000
	In.....318	3,350	25	2	
	Total.....645	5,650	30	20	
1910.....	Out.....161	6,326	25	15	} 4,000
	In.....176	1,776	6	15	
	Total.....337	8,102	31	30	

Round trips run: 1908, 14 trips; 1909, 14 trips; 1910, 15 trips.

187

HALIFAX AND SPRY BAY.

HALIFAX AND SHEET HARBOUR STEAMSHIP COMPANY, LIMITED.

Contract No. 55.

Vote 187.—Steam service between Halifax and Spry Bay.

1910-11.....	\$2,500
1911-12.....	\$2,500

This service is performed by the Halifax and Sheet Harbour Steamship Company, Limited, of Halifax, N.S., under terms of a contract bearing date March 12, 1909, and which expires on March 31, 1911. The principal provisions aside from those common to all contracts, are as follows:—

1. 'The said contractors will, on the first of April next following the date above written, place the steamer *Margaret*, a vessel of 186 tons gross register, with a carrying capacity of about 1,500 barrels, with passenger accommodation for 50 passengers, on a route between Halifax and Spry Bay, both in the province of Nova Scotia, and will from such commencement carry on and maintain until March 31, 1911, a regular weekly service between said ports, calling on all voyages at Jeddore, Owls Head, Tangier, Popes Harbour, Ship Harbour, Sheet Harbour and Sober Island, all in the said province of Nova Scotia, as well as at such other ports or places between the said terminal ports as may be, from time to time, required by the minister.

Government Wharfs.

2. 'In consideration of the subsidy herein stipulated, the contractors agree to call at all government wharfs when such is practicable and when such wharfs are available.

SESSIONAL PAPER No. 10e

Subsidy: \$2,500 per Annum.

The subsidy is two thousand and five hundred dollars (\$2,500), payable in two equal instalments of twelve hundred and fifty dollars (\$1,250) each, one in the month of October next following the date of these presents, and the final instalment of twelve hundred and fifty dollars (\$1,250) upon the completion of the service herein stipulated.

Carriage of Mails.

Clause 5 of the contract provides for the carriage of mails.

Description of Vessel Employed.

SS. *Margaret*, length, 92 ft.; breadth, 19 ft. 6 in.; depth, 8 ft. 6 in.; net tonnage, 99; gross tonnage, 194; 27 nominal horse-power; speed, 11 knots.

The distance between Halifax and Sober Island, via ports of call, is 100 miles.

TRAFFIC RETURNS.

Calendar Year.	Number of Passengers Carried.	Tons of Freight Carried.	Live Stock.	Mails.	Subsidy Paid.
1907.....	2,186	4,500	Nil.	Nil.	\$1,250
1908.....	1,935	3,470	Nil.	Nil.	2,500
1909.....In	1,152	920	Nil.	Nil.	2,500
.....Out	1,074	2,710			
Total	2,226	3,710			
1910.....In	1,403	1,005	Nil.	Nil.	2,500
.....Out	1,371	2,970			
Total.....	2,774	3,975			

52 trips were run during 1910.

HALIFAX, ST. JOHN'S AND LIVERPOOL

FURNESS, WITHEY & CO.

Contract No. 3.

Vote 188.—Steam service between Halifax, St. John's, Nfld., and Liverpool.

1910-11	\$20,000
1911-12	\$20,000

This service, as at present run, is under terms of a contract entered into with Messrs, Furness, Withy & Company, Limited, of West Hartlepool, England, bearing date March 31, 1910, and which expires on March 31, 1911. The principal provisions, aside from those common to all contracts, are as follows:—

Period of Contract and Sailing Dates.

1. 'The contractors will, on the first day of April, next following the date of these presents, place on a route between the city or port of Halifax, in the province of Nova Scotia, and the city or port of St. John's, in Newfoundland, and the port of Liverpool in England, their steamers the *Tabasco*, the *Durango*, the *Ulunda*, and the *Almeriana*, and will from such date maintain, until the 31st day of March, in the year 1911, by means of the said steamers, or with such other steamers as may be approved by the minister, a regular service between the cities and ports aforesaid, sailing from and returning to each of the terminal ports of Halifax and Liverpool aforesaid, at regular intervals of not less frequently than once in every seventeen days, and on such fixed dates as may be sanctioned by the minister, calling on all voyages both outward and inward at the port of St. John's, in Newfoundland.

Canadian Trade Commissioners.

Clause 2 of the contract provides for the free transportation of Canadian Trade Commissioners, their wives, children and household effects, when the Commissioners are travelling upon their official duties, &c.

Development of Transportation over Government Railway.

3. It is hereby agreed by the contractors that as the aid herein expressed and provided for by the Canadian Government is for the express purpose of encouraging the development of Canadian trade and the transportation of Canadian goods through Canadian channels, the company accepts the aid on these conditions and agrees that all freight booked or carried by the said steamships from a port in the United Kingdom and during the time these make Halifax their terminal port, shall when not otherwise routed by shippers or consignees, be delivered to the Intercolonial Railway at Halifax for shipment to final destination in Canada provided that the rates demanded by the Intercolonial Railway shall not be in excess of the rates charged by any other railway company from said ports to final destination in Canada.

(a) Contractors are to hand over to the Intercolonial Railway at Halifax passengers for points in the maritime provinces or the provinces of Quebec providing the routing of such passengers is controlled by the contractors and that they are not otherwise routed. It is further agreed that the contractors through their agents in Canada shall see that they have all such freight for export as may be secured by them for a port in the United Kingdom at which the subsidized line may call delivered to the Intercolonial Railway at Montreal.

British Subjects.

Clause 4 provides that two-thirds of the officers, crew, &c., of the steamers shall be British subjects.

Subsidy: \$20,000 per season.

Subsidy is payable at the rate of twenty thousand dollars (\$20,000) per season,, as follows:—

One-half, or ten thousand dollars (\$10,000) on the first day of October next following the date of these presents, and the balance, ten thousand dollars (\$10,000) on the completion of the service on the first day of April, 1911.

SESSIONAL PAPER No. 10e

Freight and Passenger Rates.

Clause 7 of the contract provides that freight and passenger rates shall be approved by the Minister.

Carriage of Mails.

Clause 9 of the contract provides for the carriage of mails.

The steamers employed in this service during 1910 were as follows:—

DESCRIPTION OF VESSELS EMPLOYED.

NAME.	DIMENSIONS.			TONNAGE.			PASSENGER ACCOMMODATION.			Refrigerator space. C.F.	N. H. P.	Speed, Knots.	BUILT		
	Length.	Breadth	Depth.	Net.	Gross.	Capacity.	1st Class	2nd Class.	3rd Class.				At	In	Of
	Ft.	Ft.	Ft.												
Durango.....	332	41·7	28·8	1,927	3,008	4,834	2	299	12	Sunderland...	1895	Steel.	
Venango.....	308·7	41·5	28·9	1,910	2,938	4,560	2	255	11	Sunderland...	1891	Steel.	
Almeriana....	324·8	40·2	25·1	1,824	2,906	4,302	4	88,300	349	12	Middlesborough....	1889	Steel.
Gulf of Venice	331·1	42·3	28·6	1,884	3,022	4,078	2		410	12	West Hartlepool..	1883	Iron.

Distance between Terminal Ports.

The distance between Halifax and Liverpool is 2,453 miles.

TRAFFIC RETURNS.

Calendar Year.	Number of Passengers Carried.	Tons of Freight Carried.	Live Stock.	Mail, Packages.	Subsidy Paid.
1907.....	In..... 215	14,466	Not stated.....	Not stated.....	\$17,500
	Out..... 138	51,366			
	Total.... 353	65,832			
1908.....	53	44,132	Nil.	54	20,000
1909.....	In..... 42	9,777	Nil.	Nil.	20,000
	Out..... 43	41,070			
	Total.... 85	50,847			
1910.....	In..... 26	15,767	Nil	Nil	20,000
	Out..... 54	87,377			
	Total.... 80	103,144			

25 round trips were performed in 1910.

189

MAINLAND AND MAGDALEN ISLANDS.

WILLIAM MCLURE.

Contract No. 12.

Vote 189.—Steam service between the opening and closing of navigation in 1911, between the Mainland and Magdalen Islands.

1910-11.	\$15,000
1911-12.	\$15,000.

The service is performed by William McLure, of Pictou, N.S., under terms of a contract bearing date of March 10, 1909, and expiring on the close of navigation in 1913. The principal provisions aside from those common to all contracts, are as follows:—

Ports of Call.

1. 'The contractor will at the earliest opening of navigation in the present year, that is to say, as soon as the ice will permit of the running of steamers over the route hereinafter named, place the steamer *Daisy* on the route between Pictou, in the province of Nova Scotia and the Magdalen Islands in the province of Quebec, and will for five years carry on and maintain by means of the said steamer, in manner hereinafter provided, a regular semi-weekly service, making each week two full round trips between Pictou and the islands aforesaid and return, calling on each trip each way at the railway wharf at Souris in the province of Prince Edward Island; and at ports in the Magdalen Islands as follows:—On all trips at Amherst Island, Point Basse and Grindstone Island; and at Etang du Nord and Grand Entry once each week; such weekly calls to be made on alternate trips; and once each month during each of the months of June, July, August and September, during the continuance of this contract at Bryan Island; and in case and whenever the weather will not permit of the landing of the mails and cargo at Etang du Nord, the contractor shall land the (mails from the said steamers for House Harbour and Etang du Nord at Grindstone Island, and the steamer shall remain there long enough to allow such mails to be carried to House Harbour and Etang du Nord and return; calling also at such other port or ports, place or places en route as the minister may from time to time direct.

Duration of Service.

2. 'Such service shall continue regularly and uninterruptedly until the closing of navigation at Pictou aforesaid each fall or winter during the continuance of this contract, and from such closing of navigation such service shall be continued from some port in Cape Breton to such port or ports in the Magdalen Islands as the minister may approve until the closing of navigation at the Magdalen Islands, that is to say until the ice will not permit of the running of a steamer over such route; it being understood and agreed that calls at Grand Entry need not be made after the end of the month of September in each year.

'The days of the week and time of sailing from Pictou aforesaid shall be at all times subject to the approval of the minister, as well as shall be the maximum time allowed within which to complete the full round trip. ,

Period of Contract.

3. This contract shall remain in force until the closing of navigation in the year 1913; and it is understood and agreed that the minister may authorize any changes

SESSIONAL PAPER No. 10e

in the service as above defined, or in the passenger and freight rate schedule hereto attached, as may not be inconsistent with the terms of the vote providing for the payment of the subsidy.

Passenger and Freight Rates.

4. 'The attached schedule of rates for passengers and freight subject to clause 3, shall be considered as part of this contract, and shall be the rates to be charged on all voyages performed under this contract.

NOTE.—The above-mentioned schedule of freight rates is not printed in this report, but particulars regarding it may be obtained from the Department of Trade and Commerce on application.

Government Wharfs.

5. In consideration of the subsidy herein stipulated the contractor agrees to call at all government wharfs when such is practicable, and when such wharfs are available.

Subsidy: \$15,000 per Annum.

6. 'A subsidy is payable at the rate of twelve thousand dollars (\$12,000) per annum, as follows:—

On the first days of each of the months of July and October next, the sum of four thousand dollars (\$4,000), and at the close of navigation as hereinbefore defined, the further sum of four thousand dollars (\$4,000).

A supplementary agreement was entered into on June 15, 1910, increasing the original subsidy of \$12,000 to \$15,000 per annum.

Carriage of Mails.

Clause 8 of the contract provides for the carriage of mails.

Description of Vessel Employed.

Permission was given by the minister to substitute the *Lady Sybil* for the *Daisy*, referred to above. The *Lady Sybil* was built at Greenock, in 1908, of steel, and registered at the Magdalen Islands in 1908; length 165 feet, breadth 28-1 feet, depth 18-7 feet; net tonnage 352; gross tonnage, 676; 173 horse-power; speed $12\frac{1}{2}$ knots.

Distances.

The distance between Pictou and Magdalen Islands is 145 miles, with 50 miles extra to Bryon Island.

TRAFFIC RETURNS.

Calendar Year.	Number of Passengers Carried.	Tons of Freight Carried.	Live Stock.	Mail bags.		Subsidy Paid.
				In.	Out.	
*1907.	880	5,900	Not given.	Not given.		\$15,000
*1908.	1,357	4,472	18	1,499	1,453	15,000
1909.	In. 636	1,121	941	} 1,619	1,577	12,000
	Out. 532	298	3			
	Total. . 1,168	1,419	944			
1910.	In. 711	1,279	1,081	} 1,582	1,690	15,000
	Out. 683	4,769	28			
	Total. . 1,394	6,048	1,109			

* The service during these years was performed by the Magdalen Islands Steamship Co., of Halifax N.S.

70 round trips were performed during 1910.

190

MONTREAL, QUEBEC AND MANCHESTER.

(SUMMER SERVICE.)

ST. JOHN, HALIFAX AND MANCHESTER.

(WINTER SERVICE.)

MANCHESTER LINERS, LTD.

(Furness, Withy & Co., Agents.)

Contract No. 23.

Vote 190.—Steam service between Montreal, Quebec, and Manchester, England, during the summer season; and between St. John, Halifax, and Manchester, during the winter season.

1910-11	\$35,000
1911-12	\$35,000

This service is performed by the Manchester Liners, Ltd., of Manchester, England, under terms of a contract dated February 11, 1910, and which expires on March 31, 1911. The principal provisions, aside from those common to all contracts, are as follows:—

Period of Contract—Freight rates—Cold storage.

1. 'The contractors being the owners and proprietors of the steamers, the *Manchester Importer, Manchester Shipper, Manchester Trader, Manchester Port, Manchester Mariner and Manchester Spinner*, will on the first day of April next,

SESSIONAL PAPER No. 10e

following the date of these presents, place the said steamers on the route between Canada and the city of Manchester, in England, and will therewith or with other steamers of like class and capacity approved by the minister, maintain until the thirty-first day of March in the year 1911, a regular fortnightly service between Canada and the said city of Manchester, that is to say, sailing from each of the terminal ports of Montreal or St. John, as the case may be, and from Manchester on such fixed dates as may be sanctioned by the minister, and at regular intervals of not more than fourteen days, such dates to be duly advertised by the contractors; the sailings during the season of navigation on the River St. Lawrence to be from the port of Montreal, in the province of Quebec, to the said city of Manchester, and from Manchester to the said port of Montreal, calling on all voyages both outwards and inwards at the port of Quebec, in the said province, and during the balance of the year when navigation is closed on the said River St. Lawrence, sailing from the port of St. John in the province of New Brunswick, to the said city of Manchester, and from Manchester to the said port of St. John, calling on all voyages inwards, that is, from Manchester to St. John, at the port of Halifax, in the province of Nova Scotia; and it is further understood and agreed that the contractors shall arrange that every facility is afforded for the carriage of any freight that may be offered at Halifax for Manchester, which freights shall be taken on board at Halifax on westbound trips, and that the freight rates to be charged on these goods shall not be higher than would be charged were the goods shipped direct; and as regards the steamers provided with cold storage, the contractors shall, while employed in this service, maintain the appliances connected therewith in constant efficiency and shall operate the same at all times while cargo is being stowed or carried in the compartments set aside for the purpose.

Freight Rates.

2. 'It is understood and agreed and is a condition precedent to the payment of the subsidy as hereinafter provided, or any portion thereof, that the freight rates which have been or may be charged by the contractors on goods carried or which may be carried by the said steamers between the ports above named during the continuance of, and under the terms of this contract, shall not exceed the rates current by other vessels or other lines less the rates charged or chargeable by the Manchester Ship Canal Company for the use of or for towage through the said canal or both.

British Subjects.

Clause 3 provides that $\frac{2}{3}$ of the officers and crews of the steamers shall be British subjects.

Subsidy, \$35,000 per annum.

The subsidy is thirty-five thousand dollars (\$35,000) payable quarterly in sums of eight thousand seven hundred and fifty dollars (\$8,750) each during the months of July, October, January and April next succeeding the dates of these presents.

Freight and Passenger Rates.

A clause in the contract provides that freight and passenger rates shall be approved by the Minister.

Carriage of Mails.

Clause 8 of the contract provides for the carriage of mails.

DESCRIPTION OF VESSELS EMPLOYED.

NAME.	DIMENSIONS.			TONNAGE.			Passenger Acc., 1st Class.	Refrigerator Space.	N. H. P.	Speed.	BUILT		
	Length.	Breadth	Depth.	Net.	GROSS.	Capac- ity.					At	In	Of
Manchester Mariner.....	360	48	20·2	2,672	4,106	6,838	3	Nil.	403	11	Hartlepool.....	1904	Steel.
Manchester Shipper.....	370	48	26·3	2,542	4,038	6,951	9	Nil.	379	11	West Hartlepool...	1900	Steel.
Manchester Port.....	360	48	20·2	2,662	4,093	6,906	3	Nil.	400	10½	Hartlepool.....	1903	Steel & Iron
Manchester Trader.....	340	42·7	27	2,136	3,318	4,465	3	2,500	354	11	Londonderry.....	1890	Steel.
Manchester Spinner.....	360	48	20·2	2,760	4,227	7,158	Nil.	Nil.	372	11	Howdon-on-Tyne..	1903	Steel.
Manchester Importer....	370	48	26·3	2,538	4,023	6,966	9	Nil.	379	11	West Hartlepool..	1899	Steel.

Distances.

The distance from Manchester to Montreal is 3,050 miles; from Manchester to St. John, 2,820 miles.

TRAFFIC RETURNS.

Calendar Year.	Number of Passengers Carried.	FREIGHT CARRIED.		Number of Live Stock Carried.	Bags of Mail.	Subsidy Paid.
		Weight.	Measure- ment.			
1907.....	110	Tons. 122,152	Tons.	Not stated.	Not stated.	\$35,000 00
1908.....	Nil.	112,794	59,908	6,678	Nil.	\$35,000 00
1909..... In	41	32,662	5,651	9,525	Nil.	\$34,781 25
Out	13	151,380	53,539			
Total.....	54	474,042	59,190	9,525		
1910..... In	63	52,144	7,805	8	Nil.	\$35,000 00
Out	28	129,828	19,868	4,114		
Total.....	91	181,972	27,673	4,122		

191

NEWCASTLE, NEGUAC AND ESCUMINAC, MIRAMICHI RIVER AND MIRAMICHI BAY.

MIRAMICHI STEAM NAVIGATION COMPANY, LIMITED.

Contract No. 49.

Vote 191.—Steam service between Newcastle, Neguac and Escuminac, calling at all intermediate points on the Miramichi River and Miramichi Bay.

1910-11	\$2,500
1911-12	\$2,500

This service is performed by the Miramichi Steam Navigation Company, Limited, of Chatham, N.B., under terms of a contract bearing date of Jan. 14, 1910, and which expired on the close of navigation in 1910. The principal provisions aside from those common to all contracts were as follows:—

Ports of Call—Frequency of Service.

1. 'The contractors, being the owners of and having control of the steamer *Alexandra*, of 201 tons register, will, upon the opening of navigation in the current year, that is to say, as soon as the ice will permit of the running of a steamer over the route hereinafter named, place the same on a route between Newcastle, Chatham, Loggieville, Escuminac, Neguac and other ports or places, all in the province of New Brunswick, and will establish and continue to maintain a regular daily service as hereinafter defined until the close of navigation during the current year on the Miramichi River and bay, that is to say, until the ice will not permit of the running of a steamer on such river and bay; such service to be run on Mondays, Wednesdays and Fridays from Newcastle aforesaid, to and calling both ways at Chatham, Lower Newcastle, Loggieville, Oak Point, Church Point, Escuminac, Neguac and Mills Point Wharf, and on alternate days, that is to say on Tuesdays, Thursdays and Saturdays from Newcastle to and calling both ways at Chatham, Lower Newcastle, Loggieville, Oak Point, Bay du Vin, Church Point and Neguac, it being understood and agreed that the calls at Lower Newcastle and Mills Point wharf shall be conditional upon the completion of wharf at the respective points.

Termination of Contract.

2. 'This contract shall continue in force and effect, unless sooner terminated under the provisions of section 18 hereof, until the close of navigation in the autumn or winter in the present year, when it shall cease and determine.

Government Wharfs.

3. In consideration of the subsidy herein stipulated the contractors agree to call at all government wharfs when such is practicable, and when such wharfs are available.

Subsidy, \$2,000 per Season.

The subsidy is \$2,000 for the season's service payable in two equal instalments, one of \$1,000 on the first day of September next, and the balance of \$1,000 on the completion of the contract hereinbefore defined; provided, however, that of the said total amount of \$2,000 the sum of \$500 shall be payable only in the event of the said amount of \$500 being allocated to the said contractors by the Governor General in Council out of the Miscellaneous Vote of \$10,000 appearing in Main Estimates for 1910-11.

Carriage of Mails.

Clause 6 of the contract provides for the carriage of mails.

Description of Vessel Employed.

The SS. *Alexandra* referred to above, was built at Chatham, N.B., in 1902, of wood and registered at Chatham in the same year; length, 102 feet; breadth, 24 feet; depth, 9 feet; net tonnage, 136; gross tonnage, 201; nominal horse-power, 38; speed, 10 knots.

Distance.

The distance from Newcastle to Escuminac is 45 miles.

TRAFFIC RETURNS.

Calendar Year.	Number of Passengers Carried.	Tons of Freight Carried.	Live Stock.	Sacks of Mail.	Subsidy Paid.
1907.....	4,000	1,500	Not given.	Not given.	\$1,500
1908.....	In... 3,750 Out.. 3,750	260 1,040	10 4	397 228	} \$1,500
Total.....	7,500	1,300	14	625	
1909.....	In... 3,525 Out.. 3,525	295 1,180	29 5	417 285	\$2,000
Total.....	7,050	1,475	34	702	
1910.....	In... 4,198 Out.. 4,198	302 1,208	17 12	329 245	\$2,000
Total.....	8,396	1,510	29	574	

174 round trips were performed during 1910.

192

PELEE ISLAND AND MAINLAND.

PELEE AND LAKE ERIE NAVIGATION COMPANY, LTD.

Contract No. 52.

Vote 192.—Steam service between Pelee Island and the mainland.

1910-11.\$6,000
1911-12.\$5,000

This service is performed by the Pelee and Lake Erie Navigation Company, Limited, of Pelee Island, under terms of a contract bearing date February 23, 1910, which expires on March 31, 1911.

The principal provisions of the contract are as follows:—

Steamer.

1. The said contractors owning or having control of the steamer *Alfred Clarke*, a vessel of 147 tons net and 239 tons gross, with passenger accommodation for 300 persons, will place the said steamer on the route hereinafter described between Pelee Island in Lake Erie and the Mainland, on the first day of April in the year of these presents, and will continue and maintain the service hereinafter described until March 31, 1911, and will during all periods of closed navigation continue the service by land or other carriage as circumstances may require, and will carry mails twice per week during season of open navigation and once per week during season of closed navigation at such hours as may be appointed by the Postmaster General between the post offices of Pelee Island, Pelee Island South, Grove Avenue and Scudder and such post office on the mainland as may be designated by the Postmaster General.

Ports of call and frequency of service.

2. The route and service hereinbefore referred to shall consist of four round trips each week, weather permitting, between Pelee Island and Kingsville and Leamington, in the county of Essex and province of Ontario, and one additional round trip each week, weather permitting, between the said Pelee Island and the city of Windsor in the said county of Essex, and the said service shall be maintained and continued with the said steamer or some other steamers of like class, capacity and equipment approved by the Minister.

Passenger and freight rates.

3. During the continuance of the said service the rates to be charged adult passengers shall be for the return trip between Pelee Island and Kingsville or Leamington or vice versa, One dollar (\$1); and for the return trip between Pelee Island and Windsor or vice versa, One dollar and fifty cents (\$1.50). The freight rates to be charged on the route to be as per schedule attached.

Calls at Government Wharfs.

4. In consideration of the subsidy herein stipulated the contractors agree to call at all government wharfs when such is practicable and when such wharfs are available.

Termination of contract.

5. This contract shall continue in force until the thirty-first day of March, 1911, unless sooner terminated under provisions of section twenty hereof.

Subsidy: \$5,000.

6. The subsidy is at the rate of \$5,000 per annum, payable as follows, viz.: on the last days of July and November respectively in the year of these presents, the sum of \$2,000, and on March 31, 1911, the sum of \$1,000; or such portions thereof as may be earned in each period so ending, provided, however, that the said subsidy shall be payable only in the event of the said amount being allocated to the said contractors by the Governor General in Council out of the Miscellaneous Vote of \$10,000 appearing in Main Estimates for 1910-11.

Mails.

8. Clause 8 of the contract provides for the carriage of mails.

Description of vessel employed.

The steamer employed is the *Alfred Clarke*, formerly the *Saugatuck*, built in Michigan, U.S.A., in 1889, of wood, and registered at Windsor in 1909; length, 125 feet; breadth, 22 feet; depth, 8·6 feet; net tonnage, 147; gross tonnage, 239; accommodation for 400 passengers; speed, 10 knots.

SCHEDULE OF FREIGHT RATES.

	Kingsville and Leamington.		Windsor.	
	\$	cts.	\$	cts.
Grain and potatoes, per cwt., car lots	0	06	0	08
Single bags up to fifty, per cwt.	0	07	0	09
Fruit in baskets, per cwt.	0	20	0	20
Wine, per bbl.	0	50	0	50
Oil	0	50	0	50
Salt and flour, per bbl.	0	25	0	25
Minimum charge on one parcel	0	15	0	15
Any one animal, horses or cattle	1	50	1	50
Any two " " "	3	00	3	00
Any three " " "	4	50	4	50
Any additional animal over three	1	25	1	25
Hogs and sheep up to ten, each	0	40	0	40
" " over ten	0	35	0	35
Groceries and hardware, per cwt.	0	15	0	15
Lumber, per M ft. up to 5 M ft.	2	00	2	00
After 5 M ft.	1	50	1	50
Shingles, per M.	0	25	0	25
Lath, per M.	0	35	0	35
Gristing, per bag, return	0	10	0	10
Tobacco, per cwt.	0	20	0	20
Buggies, set up, each	1	00	1	00
Buggies, crated, each	1	50	1	50
Coal, per ton	1	00	1	00

SESSIONAL PAPER No. 10e

Distances.

The distances on the route are given as follows:—

Pelee Island to Leamington, 16 miles.

Kingsville to Leamington, 8 miles.

Pelee Island to Windsor, 53 miles.

TRAFFIC RETURNS.

Calendar Year.	Passengers. Numbers.	Freight. Tons.	Live Stock.	MAILS.		Subsidy Paid.
				Bags.	Sacks.	
1907*	2,671	2,730	Nil.	Not	stated.	\$1,500
1908*, Jan. 1 to June 30 ..	624	5,540	150	150	117	375
1909.....	In.. 1,024	157	23	192	24	4,000
	Out. 991	201	332	156	
Total	2,015	358	555	348	24	
1910.....	In . 2,814	† 549	63	578	215	4,000
	Out. 2,788	2,169	1,168	508	
Total.....	5,602	2,718	1,231	1,016	215	

* Service performed by T. J. Stockwell, Leamington, Ont. During the latter part of 1908 the Chatham Navigation Co. performed this service.

† 222 M. ft. lumber and 154 M. shingles were also carried inward.

182 round trips were performed during 1910.

193

PETIT DE GRAT AND I.C.R. TERMINUS AT MULGRAVE.

HUGH CANN & SON.

Contract No. 20.

Vote 193.—Steam service between Petit de Grat and Intercolonial Railway terminus at Mulgrave.

1910-11..... \$4,000

1911-12..... \$4,000

This service is performed by Messrs. Hugh Cann & Son. of Yarmouth, N.S., under terms of a contract bearing date April 27, 1910, which expires on March 31, 1911. The principal provisions, aside from those common to all contracts, are as follows:—

Frequency of service and ports of call.

1. 'The contractors having on the first day of April last occurring before the date of these presents, placed the steamer *Percy Cann* on the Petit de Grat, Arichat and Mulgrave route, in the province of Nova Scotia, and having since that date and will therewith or with the assistance when necessary of a substitute steamer approved

1 GEORGE V., A. 1911

of by the minister, continue to perform a steamship service to consist of one full round trip each way daily (Sundays excepted), calling on all trips going and coming at Arichat and at West Arichat, such service to be regular and uninterrupted except as hereinafter provided during the continuance of this contract, that is to say, until the thirty-first day of the month of March, in the year 1911.

Removal of steamer for painting, &c.

2. 'It is further agreed and provided, that during such month as may be approved by the minister during the continuance of this contract, the contractors shall be allowed to remove the steamer performing this service for painting, cleaning, &c., and during such month the steamer performing the Canso-Mulgrave service shall, in lieu thereof, call at Arichat on each trip both going and coming.

Trips omitted on account of wind or ice.

3. 'Provided, however, in the event of any trip or trips being missed owing to its being impossible to perform the same on account of wind or ice, upon satisfactory evidence being furnished to the minister, he may direct that no deduction shall be made from the subsidy otherwise payable for the trips so missed, and clause 6 in this contract is hereby modified with this sole intent and meaning.

Termination of contract.

4. This contract shall cease and determine on the aforementioned thirty-first day of March, 1911, unless sooner terminated as hereinafter provided.

Government Wharfs.

5. In consideration of the subsidy herein stipulated the Contractors agree to call at all government wharfs when such is practicable and when such wharfs are available.

Subsidy, \$3,000 per annum.

6. Subsidy is payable at the rate of three thousand dollars (\$3,000) per annum, as follows:—

The sum of seven hundred and fifty dollars (\$750) during the current month of July; and a like sum of seven hundred and fifty dollars (\$750) during each of the months of October, January and April, thereafter occurring during the continuance of this contract.

Carriage of mails.

Clause 9 of the contract provides for the carriage of mails.

Description of Vessel Employed.

The SS. *Percy Cann* (formerly the *Westport*) was built at Meteghen, N.S., in 1902, of wood, and registered at Yarmouth, N.S., in 1899; length, 77 feet; breadth, 17 feet 1 inch; depth of hold, 6 feet 6 inches; net tonnage, 56; gross tonnage, 80; 13½ nominal horse-power; speed, 8½ knots.

SESSIONAL PAPER No. 10e

The distance between Petit de Grat and Mulgrave is given as 32 miles.

TRAFFIC RETURNS.

Calendar Year.	Number of Passengers Carried.	Tons of Freight Carried.	Live Stock.	Mails, Sacks.	Subsidy Paid.
1907.....	1,972	852	Not stated.	Not stated.	\$3,000
1908.....	1,950	800	Nil.	Nil.	3,000
1909..... In	1,039	525	283	3,000
Out	950	349	5	287	
Total.....	1,989	874	5	570	
1910..... In.....	1,106	411	975	3,000
Out.....	872	315	723	
Total.....	1,978	726	Nil.	1,698	

305 round trips were performed during 1910.

194

PETITCODIAC RIVER, MONCTON, WAY PORTS, AND A PORT OR PORTS
IN THE COUNTY OF CUMBERLAND, N.S.

SHEPODY NAVIGATION CO., LTD.

Contract No. 47.

Vote 194.—Steam Service on the Petitcodiac River between Moncton and way ports, and a port or ports on the west coast of the County of Cumberland, in the Province of Nova Scotia.

1910-11	\$2,000
1911-12	\$2,000

This service is performed by the Shepody Navigation Company, Limited, of Moncton, N.B., under terms of a contract bearing date April 4, 1910. This contract expires on the close of navigation in 1910. The principal provisions, aside from these common to all contracts, are as follows:—

Period of Contract.

1. 'The contractors, having control of the steamer *Wilfrid C.* of a gross tonnage of ninety-nine tons, did on the first day of April next preceding the date of these presents place the said steamer on the route hereinafter described, and having maintained will continue to maintain the same in service during open navigation in the year 1910 on a route or routes between Moncton aforesaid and ports on the Petitcodiac river and other ports hereinafter mentioned in the province of New Brunswick and in the province of Nova Scotia on the Bay of Fundy, and will continue to maintain in service on such route or routes said steamer or another of like class, capacity and equipment approved by the minister, during open navigation on such routes until the close of navigation in the present year, at which time this contract shall cease and determine unless sooner terminated in manner hereinafter provided.

Frequency of Service—Ports of call.

2. 'The service hereinbefore referred to and contracted for shall consist of regular tri-weekly trips between Moncton and Hillsboro'. Edgetts Landing and Hopewell Cape, weekly trips between Moncton and Hopewell Hill, Riverside and Harvey, N.B., and Joggins, N.S., such weekly trips to extend every second week to River Hebert and Shulee, N.S.

Government Wharfs.

3. 'In consideration of the subsidy herein stipulated the contractors agree to call at all government wharfs when such is practicable and when such wharfs are available.

Subsidy: \$2,000 per annum.

The subsidy is at the rate of two thousand dollars (\$2,000) per annum, payable in sums of one thousand dollars (\$1,000) on the first day of July, 1910, and one thousand dollars (\$1,000) upon the close of navigation in the present year.

Description of Vessel Employed.

The SS. *Wilfrid C.*, above referred to, was built at Yarmouth, N.S., in 1897 of wood, and registered at Halifax, N.S., in 1898; length, 80 feet; breadth, 18 feet 5 inches; depth of hold, 8 feet; net tonnage, 48; gross tonnage, 99; 17 nominal horsepower; speed, 10-12 knots.

Distance.

The distance from Moncton to Riverside and return is 78 miles; from Moncton to River Hebert and return, 114 miles.

TRAFFIC RETURNS.

Calendar Year.	Number of Passengers Carried.	Tons of Freight Carried.	Live Stock.	Mails.	Subsidy Paid.
1907	In..... 775 Out..... 670	454 2,332	Not stated.	Not stated.	*\$2,500
Total	1,445	2,786	
1908	In..... 510 Out..... 550	612 1,803	2	Nil.	\$1,000
Total	1,060	2,415	2		
1909.....	In..... 446 Out..... 426	728 1,152	Nil.	Nil.	\$2,000
Total.....	872	1,880	
1910	In..... 895 Out..... 810	320 1,585	\$2,000
Total.....	1,705	1,905	Nil.	Nil.	

* Including part of subsidy for previous year.

.98 round trips were performed during 1910.

195.

PICTOU AND CHETICAMP.

W. A. BEATTIE.

Contract No. 16.

Vote 195.—Steam service from the opening to the closing of navigation in 1911 between
Pictou and Cheticamp.

1910-11	\$2,000
1911-12	\$2,000

This service is performed by Wm. A. Beattie, of Halifax, N.S., under terms of a contract entered into on January 28, 1910, which expires on the close of navigation, 1910.

Ports of Call.

A regular weekly service is run by the steamer *Electra* between Pictou and Cheticamp, calling on all trips both ways at Port Hood, Margaree Harbour, Eastern Harbour, Big Pond, and whenever required by the minister at Henry Island, Mabou Mouth, Inverness, Red Cape and Port Bain, as well as such other port or ports, place or places en route as the minister may from time to time direct ; such service to continue until the close of navigation in 1910.

Amount of Subsidy \$2,000.

A subsidy of two thousand dollars (\$2,000) is payable as follows:—On the first day of July the sum of fifty-seven dollars (\$57) for each round trip which shall at the time have been fully performed ; on the first day of October a further sum of fifty-seven dollars (\$57) for each round trip which shall have been performed previous to that date, excluding, however, payment for the round trips which had been fully performed at the time of the previous payment ; and the balance of the subsidy then remaining payable shall be paid on the completion of the service contracted to be performed.

Government Wharfs.

3. In consideration of the subsidy herein stipulated the contractors agree to call at all government wharfs when such is practicable and when such wharfs are available.

Description of Vessel Employed.

The SS. *Electra* was built at Arcadia, N.S., in 1887, of wood, and registered at Charlottetown, P.E.I., in 1892. ; length, 86 feet ; breadth, 17 feet ; depth, 8 feet ; net tonnage, 78 ; gross tonnage, 107 ; capacity, 300 bbls. ; 25 nominal horse-power ; speed, 10 knots.

Distance.

The distance between Pictou and Cheticamp, via intermediate ports, is 123 miles.

TRAFFIC RETURNS.

Calendar Year.	Number of Passengers Carried.	TONS OF FREIGHT CARRIED.		Number of Live Stock.	Bags of Mail.	Subsidy Paid.
		Weight.	Measurement.			
1907.....	181	Tons.		Not given.	Not given.	1,368
1908.....	282	670	248	Nil.	2,000
		1,857	776			
1909.....	In.... 82	299	Nil.	630	
	Out.. 116	990		48	Nil.	2,000
Total	198	1,289	678	
1910.....	In.... 144	137	882	
	Out... 103	1,224	45	2,000
Total	247	1,361	Nil.	927	Nil.	

36 round trips were run during 1910.

196

PICTOU, MURRAY HARBOUR, GEORGETOWN AND MONTAGUE BRIDGE.

THREE RIVERS STEAMSHIP COMPANY.

Contract No. 19.

Vote 196.—Steam service between Pictou, Murray Harbour, Georgetown and Montague Bridge.

1910-11	\$6,000
1911-12	\$6,000

This service is performed by the Three Rivers Steamship Company of Charlottetown, P.E.I., under terms of a contract bearing date April 19, 1910, and which expires on the close of navigation in 1910. The principal provisions, aside from those common to all contracts, are as follows :—

Period of Contract.

1. 'The contractors will on the opening of navigation in the year of these presents, place their steamer the *Enterprise* on a route, and will maintain the service hereinafter described between Montague, in the province of Prince Edward Island, and Pictou, Port Hood, Port Mulgrave and Port Hawkesbury in the province of Nova Scotia, viz : a regular service as follows :—

(a) Two round trips each week sailing from Montague, calling at Georgetown and Murray Harbour in Prince Edward Island and Pictou in Nova Scotia, returning to Murray Harbour, Georgetown and Montague.

SESSIONAL PAPER No. 10e

(b.) One round trip each week sailing from Montague, calling at Georgetown and Souris in Prince Edward Island, Port Hood, Port Hawkesbury and Port Mulgrave, all in Nova Scotia, the said trip to Port Hood to be performed weather permitting; such trips and such calls to be made regularly and uninterruptedly from the opening of navigation, 1910, until the close of navigation of the present year, that is to say, until the ice will no longer permit the vessel running on the said route.

Subsidy \$6,000 per annum.

Subsidy is payable at the rate of six thousand dollars (\$6,000) per annum, as follows, that is to say:

On each of the first days of July and September during the continuance of this contract two thousand dollars (\$2,000); on the close of navigation at the end of the current year, as hereinbefore defined, two thousand dollars (\$2,000).

Government Wharfs.

The contractors have agreed to call at government wharfs whenever possible.

Carriage of Mails.

Clause 5 of the contract provides for the carriage of mails.

Description of Vessel Employed.

SS. *Enterprise*.—Length, 120 feet; breadth, 25 feet; depth, 8 feet 6 inches; net tonnage, 99; gross tonnage, 211; capacity, 1,200 bbls.; 42 nominal horse-power; speed, 12 knots.

Distance.

The distance from Montague to Pictou via Beach Point is 45 miles; from Montague to Pictou via Murray Harbour, 69 miles.

TRAFFIC RETURNS.

Calendar Year.	Number of Passengers Carried.	Tons of Freight Carried.	Number of Live Stock Carried.	Bags of Mail.	Subsidy Paid.
1907.....	1,320	2,464	Not stated.	Not stated.	\$ 2,400
1908.....	1,366	3,376	137	313	6,000
1909.....	In..... 758	1,766	13	132	4,000
	Out.... 775	1,644	813	158	
Total.....	1,533	3,410	826	290	
1910.....	In..... 705	2,058	21	156	6,000
	Out.... 820	1,358	613	661	
Total.....	1,525	3,416	634	817	

106 round trips were performed during 1910.

197

MULGRAVE AND CANSO.

HUGH CANN & SON.

Contract No. 53.

Vote 197.—Steam service between Mulgrave and Canso.

1910-11	\$4,000
1911-12	\$4,000

This service is performed by Messrs. Hugh Cann & Son, of Yarmouth, N.S., under terms of contract bearing date June 28, 1909, and which expires on March 31, 1910. The principal provisions, aside from those common to all contracts, are as follows:—

Frequency of service—Ports of call.

1. 'The contractors having, on or before the first day of the month of April next previous to the date of these presents, placed their steamer, the *John L. Cann*, of 81 tons net register, on a route between Port Mulgrave and Canso, in the province of Nova Scotia, and having from the said date carried on and maintained, and will during the further continuance of this contract continue to carry on and maintain, by means of the said steamer, or such other steamer as may be approved by the minister, a regular daily service both ways (Sunday excepted) between the said ports, calling on all trips both ways at Arichat, in Nova Scotia, if so required by the minister.

Termination of contract—Withdrawal of steamer for repairs.

'The said service to be continued until the 31st day of March, in the year 1910, unless sooner terminated under the provisions of section 19, or unless continued for another year from such date at the option of the minister; it being understood and agreed that the contractors shall have the privilege of withdrawing the said steamer one month during each year for repairs, pointing and cleaning; during such withdrawal the service shall be run on alternate days by the steamer *Malcolm Cann* or other steamer approved by the minister.

Government Wharfs.

3. 'In consideration of the subsidy herein stipulated the contractors agree to call at all government wharfs when such is practicable and when such wharfs are available.

Subsidy: \$4,000 per annum.

5. 'Subsidy is payable at the rate of four thousand dollars (\$4,000) per annum, as follows:—

In the month of October next following the date of these presents, the sum of two thousand dollars (\$2,000); and the balance of two thousand dollars (\$2,000) on the completion of one years service as herein contracted to be performed.

SESSIONAL PAPER No. 10e

Carriage of Mails.

Clause 7 of the contract provides for the carriage of mails.

Description of Vessel Employed.

The SS. *John L. Cann* was built at Yarmouth in 1891, of wood, and registered at the same place in 1896; length, 97 feet 8 inches; breadth, 19 feet 8 inches; depth of hold, 9 feet; net tonnage, 79; gross tonnage, 166; 34 nominal horse-power; speed, 9½ knots.

Distance.

The distance between Canso and Mulgrave is 24 miles.

TRAFFIC RETURNS.

Calendar Year.	Number of Passengers Carried.	Tons of Freight Carried.	Number of Live Stock Carried.	Bags of Mail.	Subsidy Paid.
1907.....	2,535	2,665	Not stated.	Not stated.	\$ 2,000
1908.....	2,849	2,332	Nil.	777	4,000
1909	In.....1,363	1,136	Nil.	1905	4,000
	Out....1,431	1,503			
Total.....	2,794	2,639	1905	
1910....	In.....1,458	846	4,000
	Out...1,690	2,249	
Total.....	3,148	3,095	Nil.	2,128	

282 round trips were performed during 1910.

PORT MULGRAVE, ST. PETERS, IRISH COVE AND MARBLE MOUNTAIN.

RICHMOND STEAMSHIP COMPANY.

Contract No. 26.

Vote 198.—Steam service from the opening to the closing of navigation in 1911, between Port Mulgrave, St. Peters, Irish Cove and Marble Mountain, and other ports on the Bras d'Or Lakes.

1910-11	\$6,000
1911-12	\$6,000

This service is performed by the Richmond Steamship Company of Sidney, N.S., under terms of a contract bearing date June 7, 1910, which expired on the close of navigation, 1910. The principal provisions, aside from those common to all contracts, are as follows:—

Period of Contract—Ports of Call.

1. The contractors having at the earliest opening of navigation in the present year, that is to say, as soon as the ice did permit of the running of the steamer over the routes hereinafter specified, placed their steamer, the *Richmond*, on such routes, and have from time to time carried on and maintained and will continue to carry on and maintain by means of the said steamer or such other steamer as may be approved by the minister, until the close of navigation in the present year, that is to say, until the ice will not permit of the running of the steamer over the said route, and so in like manner during the season of open navigation in the year one thousand nine hundred and nine, the following service, viz.: Two full round trips each week between Port Mulgrave, Poulamond, Grandique, St. Peters, Johnstons Harbour, Irish Cove and Grand Narrows, all situate on or contiguous to the waters of the Straits of Canso and the Great Bras d'Or lake, and four full round trips each week between Grand Narrows and Marble Mountain, two of which each week to extend to West Bay, all situate on or contiguous to the Great Bras d'Or Lake.

Termination of Contract.

2. This contract shall remain in force until the closing of navigation in the year 1910.

Government Wharfs.

3. In consideration of the subsidy herein stipulated the contractors agree to call at all government wharfs when possible.

Subsidy: \$6,000 per annum.

4. 'A subsidy of six thousand dollars (\$6,000) per annum is payable as follows:—

In each year during the continuance of this contract, on the first day of July, the sum of one thousand five hundred dollars (\$1,500); on the first day of October, one thousand five hundred dollars (\$1,500); on the first day of December, one thousand five hundred dollars (\$1,500); and the balance of one thousand five hundred dollars (\$1,500) on the completion of the season's services as herein contracted to be performed.

Carriage of Mails.

Clause 7 of the contract provides for the carriage of mails.

Description of Vessel Employed.

The SS. *Richmond* was used in the performance of this service; a screw steamer, built in 1905; length, 112 feet 5 inches; breadth, 18 feet; depth of hold, 8 feet 3 inches; net tonnage, 105; gross tonnage, 162; 21 nominal horse-power; speed 9 knots.

Distance.

The distance between Grand Narrows and Mulgrave is given as 66 miles, and between Grand Narrows and Marble Mountain, 17 miles; between Marble Mountain and West Bay, 12 miles.

SESSIONAL PAPER No. 10e

TRAFFIC RETURNS.

Calendar Year.	Number of Passengers Carried.	Tons of Freight Carried.	Live Stock Carried.	Mails.	Subsidy Paid.
1907.....	1,320	650	Not stated.	Not stated.	\$6,000
1908.....	2,100	772	Nil.	Nil.	6,000
1909.....	In..... 945	355	Nil.	Nil.	6,000
	Out..... 1,345	199			
	Total... 2,290	554			
1910.....	In..... 865	330			6,000
	Out... .. 1,335	195			
	Total... 2,200	425	Nil.	Nil.	

145 round trips were performed in 1908, 153 in 1909, and 156 in 1910.

199

MULGRAVE AND GUYSBORO.

HUGH CANN & SON.

Contract No. 54.

Vote 199.—Steam service between Mulgrave and Guysboro', calling at intermediate ports.

1910-11.....	\$5,000.
1911-12.....	\$5,000.

This service is performed by Messrs. Hugh Cann & Son, of Yarmouth, N.S., under terms of a contract bearing date June 28, 1909, and which expires March 31, 1910. The principal provisions, aside from those common to all contracts, are as follows:—

Frequency of service—Ports of call.

1. 'The contractors having on or before the first day of April next preceding the date of these presents, placed their steamer the *Malcolm Cann* of 78 tons net register, on a route between Port Mulgrave and Guysboro', in the province of Nova Scotia; and having from the said date carried on and maintained, and will during the further continuance of this contract continue to carry on and maintain by means of the said steamer or such other steamer as may be approved by the minister, a regular daily service both ways (Sundays excepted) between the said ports, calling each day one way at Queensport, and extending the trips three times each week, during the season of open navigation, to the port of Boylston.

Termination of service—Withdrawal of steamer for repairs.

'The said service to be continued until the 31st day of March in the year 1910, unless sooner terminated under the provisions of section 19, or unless continued for

1 GEORGE V., A. 1911

another year from such date at the option of the minister; it being understood and agreed that the contractors shall have the privilege of withdrawing the said steamer one month during each year for repairs, painting and cleaning; during such withdrawal the service shall be run on alternate days by the steamer *John L. Cann* or other steamer approved by the minister.

Changes in service.

2. 'The minister may authorize any change or changes in the services as above defined as may not be inconsistent with the terms of the vote providing for the payment of the subsidy.

Government wharfs.

3. 'In consideration of the subsidy herein stipulated, the contractors agree to call at all government wharfs when such is practicable and when such wharfs are available.

Subsidy: \$5,000 per annum.

5. 'The subsidy is at the rate of \$5,000 per annum, payable as follows:—

'In the month of October next following the date of these presents, the sum of two thousand and five hundred dollars (\$2,500), and the balance of two thousand and five hundred dollars (\$2,500), on the completion of one year's services as herein contracted to be performed.

Carriage of mails.

Clause 7 of the contract provides for the carriage of mails.

Description of Vessel Employed.

The SS. *Malcolm Cann* was built at Lockport, in 1898, of wood, and registered at Yarmouth, N.S., in the same year. Length, 112 feet; breadth, 20 feet 1 inch; depth of hold, 10 feet 8 inches; net tonnage, 78; gross tonnage, 212; 53 nominal horsepower; speed, 11 knots.

Distances.

The distance between terminal points is given as follows: Guysboro' to Mulgrave 29½ miles; Guysboro' to Boylston, 5 miles.

SESSIONAL PAPER No. 10e

TRAFFIC RETURNS.

Calendar Year.	Number of Passengers Carried.	Tons of Freight Carried.	Live Stock.	Mails.	Subsidy Paid.
1907.....	3,202	783	Not stated.	Not stated.	\$2,500
1908.....	3,099	1,576	32	581	5,000
1909.....	In.....1,480	776	Nil.	980	4,000
	Out.....1,649	390			
	Total .. 3,129	1,166	980	
1910.....	In.....1,670	1,128	5,000
	Out.....1,839	321	
	Total. ...3,509	1,449	Nil.	981	

324 round trips were performed during 1910.

200

MULGRAVE AND CHETICAMP.

WILLIAM G. LESLIE.

Contract No. 58.

Vote 200.—Steam service between Mulgrave and Cheticamp.

1910-11	\$5,000
1911-12.....	\$5,000

This service is performed by William G. Leslie, of Grindstone, Magdalen Islands, under terms of a contract bearing date Mar. 31, 1910, and which expires on the close of navigation in that year. The principal provisions, aside from those common to all contracts, are as follows:—

Frequency of Service.

1. 'That on the opening of navigation in the present year, that is to say, as soon as the ice will permit of the running of a steamer over the route hereinafter defined, the contractors will place their steamer, the *Magdalen*, a vessel of 135 tons gross register, with such ample accommodation for both passenger and freight as is required for the service, on a route between Port Mulgrave and Cheticamp (government wharf), both in the province of Nova Scotia, and will establish and maintain during the continuance of this contract, a regular semi-weekly service between such terminal ports, calling on all trips both ways at Port Hawkesbury, Port Hastings, Port Hood, Inverness, Margaree and Grand Etang, the aforesaid semi-weekly trips to leave Port Mulgrave on Mondays and Thursdays, and commencing first of October, an extra trip per week to Port Hood, when necessary, to meet the requirements of the fresh fish trade.

Termination of Contract.

‘The service as aforesaid to continue regularly and interruptedly until the closing of navigation in the autumn or winter next following the date of these presents, that is to say, until the ice will not permit of the running of a steamer over the route named, at which time this contract shall terminate unless sooner terminated under the provisions of section 16 hereof. or unless continued on the same terms and conditions for another year at the option of the minister.

Government Wharfs.

3. In consideration of the subsidy herein stipulated the contractors agree to call at all government wharfs when such is practicable and when such wharfs are available.

Subsidy: \$5,000.

The subsidy is at the rate of five thousand dollars (\$5,000) per annum, payable as follows, viz.:—

‘During the month of July next one thousand dollars (\$1,000), or so much thereof as may have been earned to the 30th day of June next following the date of these presents; two thousand dollars (\$2,000) on the first day of October next following the date of these presents; and the balance of two thousand dollars (\$2,000) on the completion of the service at the close of navigation.

Carriage of Mails.

Clause 6 of the contract provides for the carriage of mails.

Description of Vessel Employed.

The SS. *Magdalen*, above referred to, was built at Shelburne, N.S., in 1906, of wood, and registered at Magdalen Islands in 1906; length, 98 feet 6 inches; breadth 21 feet 6 inches; depth, 8 feet 8 inches; net tonnage, 92; gross tonnage, 135; capacity, 150; 28 nominal horse-power; speed, 10 knots.

Distance.

The distance between Mulgrave and Cheticamp is 81 miles.

1 GEORGE V., A. 1911

Collinson Bay and Porcher Island, thence back to Prince Rupert; and during the remaining seven months of the year not less than four round trips each month upon the route as aforesaid.

3. This contract shall remain in force, unless sooner terminated under conditions hereinafter expressed, until the 31st day of March, 1915, and it is understood and agreed that the minister may authorize any change or changes in the above service as may not be inconsistent with the terms of the vote governing the payment of the subsidy therefor.

Subsidy : \$200 per Round Trip.

Subsidy is payable at the rate of \$200 for each round trip performed, starting from and returning to Prince Rupert, payable in such instalments as may be due on the first day of February, May, August and November during each year of the continuance of this contract.

Carriage by Mails.

Clause 7 provides for the carriage of mails.

Description of vessel employed.

The vessel to be employed is the S.S. *Bruno*, length, 232 feet; breadth, 30 feet; depth, 16 feet 4 in.; net tonnage, 424; gross tonnage, 841; capacity, 1,200 tons weight or 58,600 cubic measure, with accommodation for 30 first-class passengers; built in 1892, of steel, at Hull, Eng.; 170 N.H.P.; speed, 13 knots.

Distances.

The distance from Prince Rupert to Collinson Bay, Queen Charlotte Islands, is 137 miles.

TRAFFIC RETURNS.

Calendar Year.	Passengers Carried.	FREIGHT.		Live Stock.	MAILS.		Subsidy Paid.
		Tons Weight.	Tons Measurement.		Lock Bags.	Tied Sacks.	
Nov. to Dec. 31, 1909.	In.....29	291	17	5	\$1,500
	Out.....32	55	57	Nil.	22	16	
	Total.....	61	346	57	39	
1910.....	In.....1,536	1,447	2,125	Nil.	338	149	\$4,300*
	Out.....1,561	642	549	4	662	450	
	Total... 3,097	2,089	2,674	4	1,000	599	

* For services up to end of July, 1910.

39 round trips were performed during 1910.

SESSIONAL PAPER No. 10e

202

PRINCE EDWARD ISLAND, CAPE BRETON AND NEWFOUNDLAND.

DOMINION COAL COMPANY, LIMITED.

Contract No. 36.

Vote 202.—Steam service between Prince Edward Island and Cape Breton and Newfoundland.

1910-11	\$12,000
1911-12	\$12,000

This service is performed by the Dominion Coal Company, Limited, of Glace Bay, C.B., under terms of a contract bearing date April 19, 1910, and which expired on the close of navigation in 1910. The principal provisions, aside from those common to all contracts, are as follows:—

Frequency of Service—Ports of Call.

1. The contractors owning and having control of the steamer *Bonavista*, of a capacity of 1,306 tons gross register, with passenger accommodation for not less than forty first-class and thirty second-class passengers, with such other steamships as may be approved by the minister, having on the opening of navigation in the present year placed the same on a route between Montreal, in the province of Quebec, and St. John's, in Newfoundland, and having maintained and will continue to maintain the said steamships on the said route until the closing of navigation in the autumn next succeeding the date of these presents, a regular service about every eighteen days between Charlottetown, in the province of Prince Edward Island, and St. John's, Newfoundland, aforesaid, calling as follows:—

(a) On all eastbound trips from Montreal at Charlottetown and Souris, P.E.I., and at North Sydney and Sydney, N.S.

(b) On eastbound trips once each month during May, June, September, October and November at Summerside, P.E.I.

(c) On eastbound trips once each month during the months of June, September and October at Cheticamp, N.S.

(d) On all westbound trips at Sydney, N.S., it being understood that calls at Summerside, Souris and Cheticamp shall be conditional upon there being sufficient depth of water, and also upon there being a reasonable number of passengers or quantity of cargo offering.

Government Wharfs.

Clause 2 provides for calls at all government wharfs, when possible.

British Subjects.

Clause 3 provides that $\frac{2}{3}$ of the officers, crew, &c., of the steamers shall be British subjects.

1 GEORGE V., A. 1911

Subsidy : \$8,000 per annum.

4. 'The subsidy is eight thousand dollars (\$8,000) payable as follows, that is to say:—On the first day of each of the months of July and September occurring during the continuance of this contract, the sum of three thousand dollars (\$3,000) and on the completion of the service as hereinbefore defined the further sum of two thousand dollars (\$2,000.)

Carriage by Mails.

Clause 6 of the contract provides for the carriage of mails.

Description of vessels employed.

NAME.	DIMENSIONS.			TONNAGE.			N. H. P.	Speed Knots.	PASSENGER ACCOMMODATION.		Refrigerator space.	BUILT		
	Length.	Breadth	Depth.	Net.	Gross.	Capacity.			1st Class.	2nd Class.		At	In	Of
	Feet.	Feet.	Feet.											
Bonavista .	240	35·5	18·3	837	1,306	1,600	160	10½	40	30	Nil	Low Walker.	1884	Iron.
Cacouna . . .	250	35·4	16·4	931	1,451	1,950	142	9½	Nil	Nil	Nil	New-castle . . .	1884	Iron.

Distances.

The distance between Montreal and St. John's, Newfoundland, via Charlottetown and Sydney, is 1,370 miles; between St. John's, Newfoundland, and Montreal via Sydney, 1,150 miles.

TRAFFIC RETURNS.

Calendar Year.	Number of Passengers Carried.	Tons of Freight Carried.	Number of Live Stock Carried.	Subsidy Paid.
1907	830	7,745	Not stated.	\$8,000
1908	In 208	893	Nil.	8,000
	Out 274	5,971	1,219	
Total	482	6,864	1,219	
1909	In 315	748	Nil.	8,000
	Out 220	10,573	1,415	
Total	535	11,321	1,415	
1910	In 217	723	Nil.	8,000
	Out 200	9,528	2,052	
Total	417	10,251	2,052	

26 round trips were performed during 1908, 28 in 1909, and 25 in 1910.

203

PRINCE EDWARD ISLAND AND GREAT BRITAIN.

MANCHESTER LINERS, LTD.

Contract No. 64.

Vote 203.—Steam service between Prince Edward Island and Great Britain.

1910-11..	\$7,500
1911-12..	\$7,500

This service is performed by the Manchester Liners, Limited, of Manchester, England, under terms of a contract dated August 30, 1910, which expired on December 31, 1910.

The principal provisions of the contract are as follows:—

Sailings.

1. The Contractors being the owners of the steamer *Manchester Trader* of 3,318 tons gross register, guaranteed fitted and provided with adequate cold storage and with forced ventilation fans both forward and aft, and the steamships *Manchester Shipper* and *Manchester Spinner* both of which are fitted with forced ventilation, will place the said steamships or other steamships as may be approved from time to time by the minister on the route between the city of Charlottetown, P.E.I., and the city of Manchester, England, and will make with each of the said three steamships one trip from the said city of Charlottetown to Manchester, the said steamships sailing from Charlottetown on or about the following dates during the present year, viz.: *Manchester Shipper* sailing September 27; *Manchester Trader* sailing October 25; and *Manchester Spinner* sailing November 26.

Cold Storage.

2. It is understood and agreed that the ventilating fans hereinbefore provided for must be continuously operated on the voyages hereinbefore stipulated, as well as while cargo is being loaded for such voyages, and the cold storage plant on the *Manchester Trader* must also be continuously operated whenever there is cargo in the cold storage compartments.

Calls at other ports.

3. It is understood and agreed that the said steamer or steamers may call at other Canadian ports on each or any of the voyages run, conditioned however that Charlottetown shall in all cases be the last port of departure direct for Manchester, and that the steamer shall not on any east-bound voyage call anywhere between Charlottetown and Great Britain.

Freight rates.

4. It is understood and agreed, and is a condition precedent to the payment of the subsidy hereinafter provided, or any portion thereof, that the rates to be charged on
10e—6½

1 GEORGE V., A. 1911

any freights carried between the said terminal ports of Charlottetown and Manchester shall in no case be greater than the rates current at the time on the same freights from Montreal to Manchester.

Subsidy : \$7,500.

Clause 5 provides for a subsidy of \$7,500, payable only on the full completion of the service herein contracted to be performed; it being understood and agreed that in case of failure on the part of the contractors to run the full three trips there shall be no payment of the subsidy or any portion thereof.

Mails.

Clause 9 of the contract provides for the carriage of mails.

Description of vessels employed.

NAME.	DIMENSIONS.			TONNAGE.			Passenger accommoda- tion.	Refrigerator space. c. ft.	N. H. P.	Speed—Knots.	BUILT		
	Length. Feet.	Breadth Feet.	Depth. Feet.	Net.	Gross.	Capac- ity.					At	In	Of
Manchester Trader.	340	421·7	27	2,136	3,318	4,465	3	2,500	354	11	London- derry.	1890	Steel.
Manchester Shipper.	370	48	26·3	2,542	4,038	6,951	9	Nil.	379	11	West Hartlepo'l	1900	Steel.
Manchester Spinner.	360	48	20·2	2,760	4,227	7,158	Nil.	Nil.	372	11	Howdon- on-Tyne.	1903	Steel.

Distances.

The distance from Charlottetown, P.E.I., to Manchester is 2,476 miles.

TRAFFIC RETURNS.

—	Passengers Carried.	FREIGHT CARRIED.		Live Stock.	Mails.	Number of Sailings.	Subsidy Paid.
		Weight.	Measure- ment.				
	No.	Tons.	Tons.				\$
1910 Out	Nil.	941	18	126	Nil.	3	7,500

3 trips were run during 1910.

204

PRINCE EDWARD ISLAND AND THE MAINLAND.

CHARLOTTETOWN STEAM NAVIGATION COMPANY.

Contract No. 13.

Vote 204.—*Steam service from the opening to the closing of navigation in 1911, between Prince Edward Island and the mainland.*

1910-11..	\$12,500
1911-12..	\$12,500

This service is performed by the Charlottetown Steam Navigation Company, Limited, under terms of a contract bearing date the 5th October, 1905, and which expired on December 31, 1910. The principal provisions, aside from those common to all contracts, are as follows :—

Daily Service.

1. The contractors at the earliest opening of navigation over the routes herein-after named, that is to say, in the early part of the year one thousand nine hundred and six, whenever or as soon as the ice will permit of the running of steamers between Charlottetown, in the province of Prince Edward Island, and Pictou, in the province of Nova Scotia, and between Summerside, in the province of Prince Edward Island, and Pointe du Chêne, in the province of New Brunswick, will place their steamers the *Northumberland*, of 1,257 tons gross register, with a speed capacity of sixteen knots per hour, and the *Princess*, of 541 tons gross register, with a speed capacity of twelve and one-half knots per hour, with the said steamer *Princess* shall be replaced on or before the month of June next following by another steamer now building, and as yet not named—of a greater tonnage and with more accommodation for both freight and passengers than the *Northumberland*, with a speed capacity of sixteen and one-half knots per hour—on the said routes, and will therewith or with such other steamers as may be approved by the minister carry on and maintain during the continuance of this contract a daily service between the hereinbefore named ports or places, making one full round trip each day (Sundays excepted) from Charlottetown to Pictou and return to Charlottetown; and one full round trip each day (Sundays excepted) from Summerside to Pointe du Chêne and return to Summerside or vice versa as the minister may direct; the hours of departure and arrival of the said steamers from and at each of the ports or places hereinbefore named being at all times subject to the approval of the minister, who may at any time alter the same by giving notice thereof to the contractors; provided always that a reasonable time be allowed for the transfer of freight to and from the railways.

Cold Storage.

It is understood and agreed that the steamers employed in the performance of this contract shall each be fitted with and shall operate such cold storage appliances and accommodation as the minister may from time to time deem necessary or require.

Duration of Service.

2. Such service as aforesaid shall be performed regularly and uninterruptedly during the season and until the closing of navigation each winter during the continuance of the contract, that is to say, each season until the ice will not permit of the running of steamers over the routes named or either of them.

Subsidy: \$12,500 per annum.

3. The subsidy is twelve thousand five hundred dollars (\$12,500) per annum, which subsidy shall be payable as follows, that is to say:—

On the first day of July next following the date of these presents, the sum of three thousand five hundred dollars (\$3,500).

On the first day of October ensuing, the sum of five thousand dollars (\$5,000), and at the close of navigation for the season hereinbefore defined, the balance payable of four thousand dollars (\$4,000); and so in like manner each year during the continuance of this contract; provided, however, that in the event of failure on the part of the contractors in any respect to perform the full service hereinbefore contracted to be performed, a proportionate deduction shall be made from the subsidy in respect of the service not performed; and provided further that no amount or instalment of subsidy shall be payable at any time unless it appears to the satisfaction of the minister that up to the time of such payment there has been no breach on the part of the contractors of any of the covenants, provisions or stipulations of this contract, and that the decision of the minister in that regard shall be absolutely binding, final and conclusive upon the contractors, their successors and assigns.

Period of Contract.

4. This contract shall, unless sooner terminated in manner as hereinafter provided, remain in force and have effect until the thirty-first day of December, one thousand nine hundred and ten, or until such time thereafter as the ice will not permit of the running of the steamers over the routes hereinbefore defined. It is, however, further provided and agreed that either of the parties of this contract shall have the right of terminating the same at any time during the continuance by giving six months' notice in writing to the other party to that effect, and in case this contract is so terminated the Crown shall not be held liable to damages.

Carriage of Mails.

Clause 7 of the contract provides for the carriage of mails.

DESCRIPTION OF VESSELS EMPLOYED.

NAME.	DIMENSIONS.			TONNAGE.			Passenger Accommodation.		N. H. P.	Speed.	BUILT				
	Length.	Breadth.	Depth.	Net.	Gross.	Capacity.	Refrigerator Space.				At	In	Of		
							1st Cl's.	Cu. Ft.							
<i>On Charlottetown and Picton Route:—</i>															
Northumberland.....	225	33	20	519	1,255	560	585	Nil.	350	15	Newcastle-on-Tyne.	1891	Steel.		
<i>On Summerside and Point du Chene Route:—</i>															
Empress.....	235	34	20	612	1,342	650	707	Nil.	365	16½	Newcastle-on-Tyne.	1906	Steel.		

SESSIONAL PAPER No. 10e

Distances.

The distance between Charlottetown and Pictou is 52 miles; between Summerside and Pointe Du Chêne, 40½ miles.

TRAFFIC RETURNS.

CHARLOTTETOWN AND PICTOU SERVICE.

Calendar Year.	Number of Passengers Carried.	Tons of Freight Carried.	Live Stock.	Mails.		Subsidy Paid.
				Lock Bags.	Tied Sacks.	
1907	In 4,412	9,457	Not stated.	Not stated.		\$12,500—for both services.
	Out 4,450	6,790				
	Total .. 8,862	16,247				
1908	In 9,676	10,430	340	1,292	1,818	\$12,500—for both services.
	Out 1,428	7,828	1,947	1,065	427	
	Total .. 11,104	18,258	2,287	2,357	2,255	
1909	In 4,900	12,283	79	1,292	1,561	\$12,500—for both services.
	Out 4,833	8,656	2,929	959	593	
	Total .. 9,733	20,939	3,008	2,251	2,154	
1910	In 5,678	10,747	480	1,321	1,528	\$12,500—for both services.
	Out 5,514	7,663	4,398	988	524	
	Total .. 11,282	18,410	4,878	2,309	2,052	

219 round trips were performed in 1910.

SUMMERSIDE AND POINT DU CHENE SERVICE

1907	In 13,267	7,890	Not Stated.	Not stated.		See above.
	Out 15,868	12,427				
	Total .. 29,135	20,317				
1908	In 21,831	7,233	31	1,752	14,812	See above.
	Out 7,499	9,488	14,734	942	4,549	
	Total .. 29,240	16,721	14,765	2,694	19,361	
1909	In 13,965	9,090	97	1,676	17,598	See above.
	Out 16,688	14,709	15,224	1,007	5,904	
	Total .. 30,653	23,799	15,321	2,683	23,502	
1910	In 14,614	8,641	192	1,871	21,894	See above.
	Out 17,935	10,960	13,695	1,226	6,810	
	Total .. 31,649	19,421	13,887	3,097	28,704	

222 round trips were performed in 1910.

205

QUEBEC AND BLANC SABLON.

HOLLIDAY BROS.

Contract No. 35.

Vote 205.—Steam service during the year 1911 between Quebec and Blanc Sablon, calling at ports and places along the northern shore of the River St. Lawrence, between such terminals.

1910-11	\$20,000
1911-12	\$20,000

This service was performed by Messrs. Holliday Bros., of Quebec, under terms of a contract bearing date June 17, 1907, and which expires on the close of navigation in the year 1911. The principal provisions, aside from those common to all contracts, are as follows:—

1. 'The contractors having on the opening of navigation on the River St. Lawrence, in the spring of the present year, that is to say, as soon as the ice did permit of the running of a boat over the said route, placed the steamer *King Edward* on the route between Quebec and Natashquan, on the north shore of the River St. Lawrence; and later, that is to say, during the month of May ultimo, did also place the steamer *Aranmore* on the said route, and will, with the said steamers or others of like capacity and equipment, approved by the minister, continue to carry on and maintain a regular service of five round voyages during each month of the remaining season of open navigation on the River St. Lawrence, and so in like manner during each year of the continuance of the contract, in manner as follows:—

Ports of Call.

'From Quebec to Esquimalt Point five round voyages each month, calling both ways on all trips at Les Escoumains, Manicouagan, Godbout, Pointe des Monts, Trinity Bay, Seven Islands, Moisie, Sheldrake, Thunder River, Magpie, River St. John, Long Point and Mingan; three of such trips each month to be extended during each season to Natashquan, with a further extension of one trip each month to Harrington, calling at way ports between Natashquan and Harrington, and in addition extending one trip each season to Blanc Sablon, also calling at intermediate ports.

It is understood and agreed that the call at Les Escoumains commenced early in the current month of June and are to be continued regularly thereafter whenever weather conditions and tide will permit, or when there is freight and passengers to land or embark at that place; and that the first trip to Natashquan and Harrington, calling at way ports as above, shall also be run during the current month of June, and shall be continued regularly as hereinbefore provided for.

Termination of Contract.

2. 'The contract shall remain in force to the close of navigation in the year 1911.

SESSIONAL PAPER No. 10e

Description of Vessel Employed.

3. 'The said steamer *King Edward* is guaranteed to be of four hundred tons gross measurement, with an average speed capacity of 12 knots per hour, with passenger accommodation for 30 saloon and 50 steerage passengers, and with a carrying capacity of from 1,500 to 2,000 barrels, lighted with electricity and classed A.1 at Lloyds. And the steamer *Aranmore* is in like manner guaranteed to be of eleven hundred and seventy tons gross measurement, like average speed, and with adequate accommodation for not less than 75 first-class, 20 second-class and 100 or more steerage or deck passengers.

Subsidy : \$20,000 per annum.

4. 'The subsidy is twenty thousand dollars (\$20,000) per annum, payable as follows, viz.: In each year during the continuance of the contract the sum of six thousand dollars (\$6,000) on the first day of July; six thousand dollars (\$6,000) on the first day of October; and the balance of eight thousand dollars (\$8,000) on the closing of navigation as hereinbefore defined.

Carriage of Mails.

Clause 7 of the contract provides for the carriage of mails.

Description of Vessels Employed.

NAME.	DIMENSIONS.			TONNAGE.		N. H. P.	Speed.	BUILT		
	Length.	Breadth.	Depth.	Net.	Gross.			At	In	Of
	Feet.	Feet.	Feet.							
King Edward	149'	24	11'1	155	355	58	14	Beverly	1902	Steel.
Restigouche	229'7	31	16'1	463	945	150	12	Port Glasgow.	1877	Iron.
Aranmore	241'5	34'8	15'7	500	1,170	260	Dundee.....	1890	Iron.
Savoy	129'9	25'2	11'5	184	348	53	Montrose.....	1895	Steel.
General Wolfe.....	205'7	29'2	14'5	386	775	166	Newcastle-on-Tyne	1891	Steel.

Distances.

The distance from Quebec to Natashquan is 510 miles; from Quebec to Harrington, 615 miles; from Quebec to Blanc Sablon, 720 miles.

TRAFFIC RETURNS.

Calendar Year.	Number of Passengers Carried.	Tons of Freight Carried.	Live Stock.	Mails.		Subsidy Paid.
1907	In.....1,070	6,300	Not stated.	Not stated.		\$ 20,000
	Out....1,438	17,700				
	Total..2,508	24,000				
1908.....	In.....1,532	940	22	771	724	20,000
	Out....1,163	9,240		922	724	
	Total..2,695	10,180		1,693	1,448	
1909.....	In.....1,067	1,070	31	698	448	20,000
	Out.....1,292	2,900	79	891	465	
	Total..2,359	4,970	110	1,589	913	
1910.....	In.....1,319	2,490	32	613	569	20,000
	Out.....1,677	6,110	147	776	569	
	Total..2,996	8,600	179	1,389	1,138	

35 round trips were performed in 1909, and 30 in 1910.

206

QUEBEC AND GASPE BASIN.

BOUCHARD BROS.

Contract No. 21.

Vote 206.—Steam service between Quebec and Gaspé Basin, touching at intermediate ports.

1910-11.....	\$8,500
1911-12.....	\$8,500

This service is performed by Messrs. Bouchard Bros., of Quebec, under terms of a contract bearing date the 27th January, 1909, and which expires on the close of navigation in 1913. The principal provisions, aside from those common to all contracts, are as follows:—

Frequency of Service—Ports of Call.

1. The contractors will on the opening of navigation on the River St. Lawrence in the spring of the present year, that is to say, as soon as the ice will permit of the running of a boat over the following route, place their steamer the *Restigouche*, of 945 and 463 gross and net tons, respectively, on the route between Quebec and Gaspé Basin, and will during the season of open navigation on the River St. Lawrence, that is to say, as long as the ice will permit of the running of a boat over the said route in each year during the continuance of this contract, carry on and maintain by means of the said steamer or by means of another of the same class acceptable to the Minister,

SESSIONAL PAPER No. 10e

a regular service of two full round trips each month between Quebec and Gaspé Basin calling both ways, weather and water permitting, at Matane, Cape Chatte, St. Anne des Monts, Mont Louis, Grand Vallée, Chlorydomes, Fox River, Griffin Cove, L'Anse à Louise, Grand Grève, Douglastown, Gaspé Basin, and at the following places once each round trip, either on the up or down voyage, viz., Ste. Félicité, Mechin, Martin River, Claude River, St. Antoine, Little Magdalen, Cape Magdalen, Petite Vallée, Pte. Frigate, Pte. Seches, Grand Etang, Anse à Valeau, Pte. Jaune, Little Fox River, Cape Rosier, as well as such other port or ports, place or places, en route as the minister may from time to time direct, and

(a) Calling both ways at Rivière du Loup wharf, provided there be sufficient depth of water to do so.

Provision for Change in Service.

2. The Minister may authorize any change or changes in the services as above defined as may not be inconsistent with the terms of the vote providing for the payment of the subsidy.

Termination of Contract.

3. This contract, unless sooner terminated under the provision of section 19, shall remain in force to the close of navigation, in the year one thousand nine hundred and thirteen.

Subsidy: \$8,500 per Annum.

The subsidy is eight thousand five hundred dollars (\$8,500) per annum, payable as follows, viz.: In each year during the continuance of this contract the sum of two thousand five hundred dollars (\$2,500) on the first day of July; three thousand dollars (\$3,000) on the first day of October, and the balance of three thousand dollars (\$3,000) on the closing of navigation as hereinbefore defined.

Carriage of Mails.

Clause 6 of the contract provides for the carriage of mails.

Description of Vessels Employed.

The SS. *Restigouche* (now named *The Lady of Gaspé*), above referred to, was built at Port Glasgow in 1877 of iron, and registered at Quebec in 1903; length, 229.7 feet; breadth, 31.0 feet; depth, 16.1 feet; net tonnage, 463; gross tonnage, 945; horse-power, 150.

Distance.

The distance between Montreal and Gaspé is 620 miles.

TRAFFIC RETURNS.

Calendar Year.	Number of Passengers Carried.	Tons of Freight Carried.	Live Stock.	Mails.	Subsidy Paid.
					\$
1907.. .. .	2,275	2,200	Nil.	Nil.	8,500
1908.. .. .	2,225	2,295			8,500
1909.. .. .	In.....1,095	1,014	Nil.	Nil.	8,500
	Out..... 711	1,345			
	Total.. 1,806	2,359			
1910.. .. .	In... .. 911	920	Nil.	Nil.	8,500
	Out..... 720	1,605			
	Total..1,631	2,525			

15 round trips were performed during 1909.

207

QUEBEC AND ISLE OF ORLEANS.

QUEBEC AND LÉVIS FERRY COMPANY, LIMITED.

Contract No. 51.

Vote 207.—Steam service between Quebec and the Isle of Orleans during the time between the closing of regular navigation in the autumn and the taking of the ice bridge between the island and the mainland; also after the breaking up of the ice bridge until the resumption of regular navigation in the spring.

1910-11.. .. .	\$500
1911-12.. .. .	\$500

This service was performed by the Quebec and Lévis Ferry Company, Limited, of Quebec, under terms of a contract bearing date November 14, 1910, which expires in April, 1911. The principal provisions, aside from those common to all contracts, were as follows:—

Ports of Call—Frequency of Service.

1. 'The contractors being the owners of and having control of the steamer *Polaris*, a vessel of 532 tons gross register, with such adequate accommodation for both passengers and freight as is necessary for the service herein contracted for; will, as soon hereafter during the current month or during the month of December next, as may be necessary or required, place the same on a route between the city of Quebec and the Island of Orleans, and maintain therewith a service of at least four full round trips each week, ice, snow storms and weather permitting, from and to the said ports or places and return during the time occurring between the closing of regular navigation in the present autumn and the taking of the ice bridge between the said Island of Orleans and the mainland, and again in the ensuing spring from the time of the breaking up of the ice bridge to the resumption of regular navigation.'

This service is performed by the Trans-St. Laurent Company, Limited, Fraserville, Quebec, under contract dated July 12, 1909, which expires on October 31, 1911. The principal provisions are as follows:—

1. The contractors owning or controlling the steamer *Contest*, and having on the 24th day of June next preceding the date of these presents placed the said steamer *Contest* on the route between Rivière-du-Loup and certain ports on the north shore of the River St. Lawrence, and having maintained the service on the said route as hereinafter described until the 12th of July, will on that date replace the steamer *Contest* by the steamer *Rhoda* of 182 gross and 59 net tons register, or with some other steamer of like equipment and capacity, and will continue to perform the said service until and including the 31st day of October of each year during the continuance of this contract.

Service and Ports of Call.

2. The service shall consist of the following trips, viz. :—

(a) Leaving Rivière-du-Loup daily, except Sunday, calling at Tadousac, Ste. Catherine's Bay and St. Simeon, and once or twice a week at Escoumains, and back to Fraserville the same evening, during the months of July and August.

(b) Leaving Rivière-du-Loup, calling at Tadousac, St. Catherine's Bay, St. Simeon four times a week, except Sunday, taking in once or twice a week Escoumains, during the months of June and September.

(c) Leaving Rivière-du-Loup, calling at Tadousac, St. Catherine's Bay and St. Simeon semi-weekly, taking in Escoumains once or twice and back to Rivière-du-Loup during the months of May and October.

(d) A round trip from Rivière-du-Loup, calling at Tadousac or other ports, each Sunday, during the continuance of this contract.

2. (a) It is understood that the steamers of the company will not be obliged to take in St. Simeon on the dates where they will have to call at Escoumains.

Termination of Agreement.

3. This agreement shall continue in force, unless terminated as otherwise provided, until and including the 31st day of October, 1911.

Calls at Government Wharfs.

4. In consideration of the subsidy herein stipulated, the contractors agree to call at all government wharfs when such is practicable, and when such wharfs are available within the area for which service is subsidized.

Subsidy: \$6,000 per Annum.

5. The subsidy is \$6,000 per annum, payable in three equal instalments of two thousand dollars (\$2,000) on the first days of July, September and November during the continuance of this contract.

Carriage of Mails.

Clause 7 of the contract provides for the carriage of mails.

SESSIONAL PAPER No. 10e

Description of Vessels Employed.

NAME.	DIMENSIONS.			TONNAGE.		N. H. P.	Speed.	BUILT.		
	Length.	Breadth	Depth.	Net.	Gross.			At	In	Of
	Ft.	Ft.	Ft.							
Contest	132·3	23·0	10·5	104	270	100	...	Quebec	1872	Composite Wood.
Rhoda.....	131·6	23·0	10·1	59	182	45	..	Rebuilt, Levis Levis, Que....	1895 1874	
Distances.									Miles.	
Rivière du Loup to St. Simeon									35	
St. Simeon to St. Catherine's Bay									30	
St. Catherine's Bay to Tadousac									5	
Tadousac to Escoumains									28	
									98	
Rivière du Loup to Tadousac									24	

TRAFFIC RETURNS.

CALENDAR YEAR	PASSENGERS.		FREIGHT.		Live Stock.	MAILS.		Subsidy Paid.
	1st Class.	2nd Class.	Tons Weight.	Tons Meas.		Lock Bags.	Tied Sacks.	
1909.....	In.....	500	115	307	3	125	148	\$3,538 25
	Out....	593	144	629	10	305	505	
	Total.....	1,093	259	936	13	430	653	
1910	In.....	968		100	17	216	35	6,000 00
	Out....	1,058		209	6	401	255	
	Total.....	2,026		309	23	617	290	

115 round trips were performed in 1910.

209

WINTER STEAM SERVICE BETWEEN RIVIERE DU LOUP, TADOUSAC
AND OTHER ST. LAWRENCE PORTS.

LA COMPAGNIE TRANS-ST. LAURENT.

Contract No. 62.

Vote 209.—Winter steam service between Rivière du Loup, Tadousac and other St. Lawrence ports.

1910-11.	\$8,000
1911-12.	8,000

This service is performed by La Compagnie Trans-St. Laurent, of Fraserville, Que., under contract dated March 1, 1910, which expires on March 31, 1911, unless extended under the provisions of clause 8, to March 31, 1913.

The principal provisions of the contract are as follows:—

Steamer.

1. The contractors owning and controlling the steamer *Mahone* of 78 net and 126 tons gross, with accommodation for forty passengers, will on the first day of April next succeeding the date of these presents place the said steamer on a route between Riviere du Loup and Tadousac and other ports as hereinafter described, and will from the said date continue to maintain with the said steamship or such other steamship as may be approved by the Minister the said service until the 31st day of March in the year 1911.

Service.

2. The service hereinbefore referred to shall consist of:—(a) An average of four round trips each month during the months of April, November and December of the current calendar year 1910 and the months of January, February and March of the calendar year 1911 between Rivière du Loup and Tadousac.

(b) An average of two round trips each month between Tadousac and Escoumins or St. Simeon or Anse de la Grosse Roche or *vice versa*, calling at one or more of the said latter three ports during the month of December in the current year 1910, and also an average of two round trips each month between the ports referred to in this paragraph during each of the months of January, February and March of the year 1911.

Government wharfs.

3. In consideration of the subsidy herein stipulated the contractors agree to call at all government wharfs when such is practicable and when such wharfs are available.

SESSIONAL PAPER No. 10e

Subsidy.

Clause 5 provides for the payment of subsidy as follows:—

(a) \$200 for each round trip performed between Tadousac and Rivière du Loup during the months of April and November during the current year 1910, and \$250 for each round trip between Tadousac and Riviere du Loup during the month of December in the year 1910 and the months of January, February and March in the year 1911, and

(b) \$50 for each round trip performed according to section (b) of clause 2 aforesaid between Tadousac and Escoumins or St. Simeon or Anse de la Grosse Roche during the month of December of the current year 1910, and \$50 for each round trip so performed between the said ports during the months of January, February and March of the year 1911.

Payable in such instalments as may have been earned on the last days of each month herein stated during which the service has to be performed; Provided, however, that failure to perform the average number of trips referred to in clause (1) shall not be considered a violation of this contract when satisfactory evidence is adduced by the contractors to prove that ice conditions or heavy weather prevents the contractors from performing the average number of trips stipulated.

Additional subsidy.

6. It is further understood and agreed that should the contractors perform a greater number of trips than those stipulated in clause (2), they shall be paid in addition a proportionate amount of the subsidy as stipulated in clause (5) provided however that the amount shall not be in excess of the subsidy available therefor in the Estimates for the fiscal year 1910-11.

Extension of contract.

8. Notwithstanding any other provision in this contract, it is hereby understood and agreed that should the contractors on or before December 1, 1910, place a larger and more suitable steamer on the route, subject to the approval of the Minister, this contract shall be extended and have full force and effect so long as the approved steamer is engaged upon the service, until March 31, 1913.

Mails.

Clause 10 of the contract provides for the carriage of mails.

Description of Vessel Employed.

NAME.	DIMENSIONS.			TONNAGE.			Passenger Accommodation.	Refrigerator Space.	N. H. P.	Speed.	BUILT.		
	Length	Breadth	Depth.	Net.	Gross.	Capacity.					At	In	Of
	Ft.	Ft.	Ft.					Cu.ft.		Kts.			
Mahone	86	19 8	10·5	79	127	40	24	11	Mahone Bay, N.S.	1904	Woo

Distances.		Miles
Tadoussac to Rivière du Loup.....		24
" Escoumins.....		20
" Anse de la Grosse Roche.....		12
" St. Siméon.....		21

TRAFFIC RETURNS.

Calendar Year.	Passengers Carried.	Freight Carried.		Live Stock.	Mails.		Subsidy Paid.
		Tons Weight.	Tons Measurement.		Bags.	Sacks.	
1910 In	135	17	51	47	\$5,600
Out	193	128	3	178	152	
Total	328	145	Nil	3	229	199	

81 round trips were performed during 1910.

210

ST. CATHERINE'S BAY AND TADOUSAC.

LA COMPAGNIE TRANS-ST. LAURENT.

Contract No. 24.

Note 210.—Winter steam service between St. Catharine's Bay and Tadousac.

1910-11..	\$2,500
1911-12	\$3,500

This service is performed by La Compagnie Trans-St. Laurent, of Fraserville, Quebec, under terms of a contract dated March 14, 1910, which will expire on April 30, 1911.

The principal provisions of the contract are as follows:—

Sailings.

1. The contractors owning and controlling the steamer *Mahone*, of 127 tons gross register, having in the month of November last past, placed the said steamer on the route between St. Catharine's Bay and Tadousac, both in the Province of Quebec, and having continued, will continue to maintain therewith a regular service consisting of daily trips between the said places, that is to say at least two round trips one in the forenoon and one in the afternoon, each and every day, weather and ice conditions permitting, save and except Sundays and other days on which the contractors, in obedience with other contract with this Department, call at any port, other than Tadousac and St. Catharine's Bay, on which days the contractors will not be bound to call more than once at St. Catharine's Bay; service to be made until the thirtieth day of April next following the date of these presents.

SESSIONAL PAPER No. 10e

Termination of Contract.

2. This contract shall, unless otherwise terminated under the provisions of section 17 hereof, remain in force and have effect until and including the said April 30th next, and during the corresponding period of following years until and including April 30th, 1911.

Subsidy: \$3,500.

Clause 3 provides for a subsidy of \$3,500, payable in such instalments as may be earned on the last days of the months of November and December, and January, February, March and April occurring during the continuance of this contract.

Mails.

Clause 5 of the contract provides for the carriage of mails.

DESCRIPTION OF VESSEL EMPLOYED.

NAME.	DIMENSIONS.			TONNAGE.			Passenger Accommodation.	Refrigerator Space	N. H. P.	Speed.	BUILT		
	Length.	Depth.	Breadth	Net.	Gross.	Capacity.					At.	In.	Of.
	Ft.	Ft.	Ft.					C. Ft.		Knots			
Mahone ..	86	19·8	10·5	79	127	40	24	11	Mahone Bay, N. S.	1904	Wood

Distance.

The distance from St. Catharine's Bay to Tadousac is 2 miles.

TRAFFIC RETURNS.

Year.	Passengers No.	Freight Tons.	Live Stock No.	Mails.		Subsidy Paid.
				Bags.	Sacks.	
*Feb. 15 to May 15, 1909.....	359	6	9	260	\$ 2,250 00 cts.
1910.	In.... 237 Out... 242	7 1	21 17	288 174	83 84	2,090 04
	Total	479	8	38	462 167	

* Service performed by Price Bros., Quebec.

272 round trips were performed in 1910.

211

ST. JOHN AND DIGBY.

DOMINION ATLANTIC RAILWAY COMPANY.

Contract No. 8.

Vote 211.—Steam service between St. John and Digby.

1910-11	\$20,000
1911-12	\$20,000

This service is run by the Dominion Atlantic Railway Company, of Kentville, N.S., under terms of a contract bearing date February 10, 1910, and which expires on April 1, 1911, the principal provisions, aside from those common to all contracts, being as follows:—

Period of Contract.

1. 'The contractors will on the first day of April next following the date of these presents place their steamer the *Prince Rupert* on the route between the city of St. John, in the province of New Brunswick, and Digby, in the province of Nova Scotia, and will from that date establish and will continue to maintain by means of the said steamer, or a substitute steamer of equal class and capacity, approved by the Minister, for and during the period of one year from the said first day of April, a regular and uninterrupted service between the ports or places hereinbefore named, making full round daily trips from St. John to Digby and return to St. John (Sundays excepted), connecting each day with trains at St. John; and especially is it understood and agreed on the part of the contractors that all trips from Digby to St. John the steamer shall arrive at St. John in ample time for passengers and mails westward bound to connect with the afternoon train via the Canadian Pacific Railway for Montreal.'

Carriage of Mails on Extra Trips.

2. 'It is understood and agreed that if during the continuance of this contract other trips are made than as above specified, all mails tendered shall be carried without any additional remuneration than the subsidy herein provided for.'

Renewal of Contract.

3. 'This contract shall remain in force and have effect for one year from the first day of April, as aforesaid.'

Subsidy: \$20,000 per Annum.

The subsidy is twenty thousand dollars (\$20,000), payable quarterly, that is to say, as follows:—

During the month of July next following the date of these presents five thousand dollars (\$5,000), and on the first day of each of the months of October, January and

SESSIONAL PAPER No. 10e

April next following, a like sum of five thousand dollars (\$5,000) or such portion thereof as shall have been earned each quarter on the basis of daily trips.

Carriage of Mails.

Clause 7 of the contract provides for the carriage of mails.

Description of Vessels Employed.

NAME.	DIMENSIONS.			TONNAGE.			PASSENGER ACCOMMODATION.				Refrigerator Space	N. H. P.	Speed, Knots.	BUILT		
	Length.	Breadth	Depth	Net.	Gross.	Capacity.	1st Class.	2nd Class.	3rd Class.	At				In	Of	
Prince Rupert.....	268	32	11½	620	1,158	300	850	C. F.	400	18	Dumbarton...	1894	Steel.
Prince Albert.....	103	20	8½	49	108	50	150	Nil.	40	10	Shelburne, N.S.	1901	Wood
Yarmouth.....	220·3	35·2	21	725	1,452	260	Dumbarton...	1887	Steel.

Distance.

The distance given between St. John and Digby is 47 miles.

TRAFFIC RETURNS.

Calendar Year.	Number of Passengers Carried.	Tons of Freight Carried.	Live Stock.	Mails.		Subsidies Paid.	
1907.....	27,068	21,285	Not stated.	Not stated.		\$16,245 29	
1908.....	28,782	21,161	349	{ 2,093 lock bags. 8,413 tied sacks. }		19,935 90	
1909.....							
	In	16,125	3,142	148	Bags.	Sacks.	
	Out	13,767	18,919	323	2,527	6,563	19,792 50
		1,887			1,887	9,441	
Total.....	29,889	22,061	471	4,414	16,004		
1910.....	{ In..	15,935	4,199	857	2,560	6,803	19,872 20
	{ Out	16,393	18,964	142	2,222	10,708	
Total.....	32,328	23,163	499	4,782	17,511		

212

ST. JOHN, DIGBY, ANNAPOLIS AND GRANVILLE.

VALLEY STEAMSHIP COMPANY, LTD.

Contract No. 37.

Vote 212.—Steam service between St. John, Digby, Annapolis and Granville, viz.: along the west coast of the Annapolis Basin.

1910-11..	\$1,500
1911-12..	\$1,500

This service is performed by the Valley Steamship Company, Limited, of Granville Ferry, N.S., under terms of a contract bearing date February 23, 1910, which expires on March 31, 1911. The principal provisions, aside from those common to all contracts, are as follows:—

Frequency of Service—Ports of Call.

1. 'The contractors having prior to the first day of April last past, placed their steamer the *Granville*, a vessel 105 feet in length, 22 feet breadth, with a draught when loaded of 10 feet, having a carrying capacity equal to 1,000 barrels of cargo, and adequate passenger accommodation for 40 passengers, and a speed of 10 knots per hour, on a route between the port of St. John, in the province of New Brunswick, and the ports of Annapolis Royal and Granville Ferry, both in the province of Nova Scotia, and having since that date regularly run the said steamer weekly, except as hereinafter provided in clause 4, over the said route, will continue to so run during the continuance of this contract, calling on all trips both ways at Victoria Beach and Littlewoods wharf (opposite Goat Island), and when tide and weather will permit will continue such trips to Granville Centre and Round Hill, with the privilege on the part of the contractors of further extending the route to Bridgetown, all in the province of Nova Scotia; it being understood and agreed, however, that during the winter months in case the ice will not permit the running of the vessel up the Annapolis basin and river, the trip from St. John shall be allowed to terminate at Digby.

Termination of the Contract.

2. 'This contract shall remain in force only until the 31st day of March, 1911, unless sooner terminated under the provisions of section 8 hereof.'

Government Wharfs.

3. 'In consideration of the subsidy herein stipulated, the contractors agree to call at all government wharfs when such is practicable and when such wharfs are available.'

SESSIONAL PAPER No. 10e

Subsidy: \$1,500 per Annum.

5. 'The subsidy is one thousand five hundred dollars (\$1,500), payable in quarterly instalments of three hundred and seventy-five dollars (\$375) on each of the first days of July, October, January and April, occurring during the continuance of this contract.

Mails.

Clause 7 provides for the carriage of mails by the contractors when required.

Description of Vessel Employed.

The SS. *Granville*, above referred to, was built at Shelburne, N.S., in 1904, of wood, and registered at Yarmouth, N.S., in the same year; length, 97 feet; breadth, 21 feet 6 inches; depth of hold, 9 feet; net tonnage, 49; gross tonnage, 97; 30 nominal horse-power; speed, 10 knots.

Distances.

The distance between terminal ports is stated to be 75 miles.

TRAFFIC RETURNS.

Calendar Year.	Number of Passengers Carried.	Tons of Freight Carried.	Live Stock.	Mails.	Subsidy.
1907.....	100	2,721	Nil.	Nil.	\$1,500
1908.....	131	3,119	Nil.	Nil.	1,500
1909.....	{ In.. 31 Out 27	{ 2,176 892	Nil.	Nil.	1,471 15
Total.....	58	3,069			
1910.....	{ In.. 51 Out 67	{ 1,977 891	Nil.	Nil.	1,500
Total.....	118	2,868			

49 round trips were performed during 1910.

213

ST. JOHN, DIGBY, BEAR RIVER AND CLEMENTSPORT.

BEAR RIVER STEAMSHIP COMPANY.

Contract No. 45.

Vote 213.—Steam Service between St. John, Digby, and Bear River and Clementsport.

1910-11	\$1,500
1911-12	\$1,500

This service is performed by the Bear River Steamship Company, Limited, of Bear River, N.S., under terms of a contract bearing date March 8, 1910. This contract expires on March 31, 1911. The principal provisions, aside from those common to all contracts, are as follows:—

Ports of Call.

1. 'The contractors being the owners of a steamer called the *Bear River*, with a carrying capacity of 1,000 barrels freight and 30 passengers, and with a speed of nine knots per hour, will on the first day of April next place the said steamer on a route between the port of St. John, in the province of New Brunswick, and Bear River and Clementsport, in the province of Nova Scotia, and will continue to maintain therewith a regular service between the said ports or places, calling on all trips both ways at Victoria Bridge and Digby, in the said province of Nova Scotia, with the privilege of also calling when wharf facilities are completed at Deep Brook, in the said province; it being understood and agreed that during the winter months when the ice prevents getting to Bear River the trips may terminate at either Victoria Bridge or Digby; and further, that trips to Clementsport may be omitted whenever tide and weather will not permit of a landing at that place, evidence of such inability to reach Bear River or to call at Clementsport to be furnished the minister in each case.'

Frequency of Service.

2. 'The service hereinbefore described and on the part of the contractors agreed to be performed, shall be regular and uninterrupted; one round trip from St. John to the ports mentioned and return shall be run each week from the commencement of the service until March 31, 1911, unless sooner terminated in manner hereinafter provided.'

Government Wharfs.

Clause 3 provides for calls at government wharfs when possible.

Subsidy: \$1,500 per Annum.

The subsidy is payable at the rate of one thousand and five hundred dollars (\$1,500) per annum, payable in quarterly instalments of three hundred and seventy-five dollars (\$375 on the first days of the months of July, October, January and April occurring during the period of this contract.

Period of Contract.

1. The contractors, owning and controlling the steamships *Rathlin Head, Carrigan Head, Bray Head, Ramore Head, Inishowen Head, Bengore Head, Torr Head, Malin Head, Glen Head, Teelin Head, Dunmore Head, Howth Head* and *Glenarm Head*, of the Head Line, all of which are guaranteed as rating at Lloyds 100 A1, will, in the month of December next after the date of these presents, or earlier, place such of said steamers as may be necessary to fulfil the terms of this agreement, on a route between the port of St. John, N.B., and the ports of Belfast and Dublin in Ireland, and will maintain therewith during the winter season of 1908-9 a service averaging not less than two sailings each month between the said ports, sailing from Belfast or Dublin for St. John aforesaid and returning thereto, sailing from St. John at regular intervals on such fixed dates as may be sanctioned by the minister, such dates to be advertised at least twenty days in advance of sailing, until not more than ten round trips have been run and completed prior to the opening of navigation on the River St. Lawrence in the spring of 1911.

Speed of Steamers.

2. Each of the said steamers while employed as aforesaid shall on all eastbound voyages be run at an average speed of not less than ten knots an hour, extraordinary conditions of weather excepted.

Calls at Other Ports.

3. It is understood and agreed that the said steamers are not to call at any intermediate or other port either on the westward or eastward voyages while employed under the terms of this contract, except when on westbound voyages at a port in Great Britain for bunkering purposes, or for cargo for transportation to St. John's, Nfld., or to a Canadian port other than the port of St. John, N.B., aforesaid, the transportation of such cargo, and the calling at ports other than St. John, N.B., subject to revocation at the will of the minister; it being understood and agreed that the port of St. John, N.B., shall in all cases be the terminal port on all westbound voyages, and the last port of departure on all eastbound voyages.

Transportation of Canadian Trade Commissioners.

4. The Canadian Trade Commissioners and their wives and children or Canadian Commercial Agents shall be granted free transportation, meals included, with first class accommodation and free transportation for their household effects, when travelling upon their official duties, upon request of the minister.

Subsidy: \$7,500 per Season (10 Voyages).

3. The subsidy is seven hundred and fifty dollars (\$750) for each round trip duly performed from Belfast and Dublin to St. John aforesaid and return therefrom to Belfast or Dublin, aggregating for the ten round trips hereinbefore referred to, the sum of seven thousand and five hundred dollars (\$7,500); such subsidy to be payable in two instalments, the first of three thousand dollars (\$3,000) on completion of four full round trips regularly run in compliance with the terms of this agreement, and the balance on the completion of the service contracted for.

SESSIONAL PAPER No. 10e

Freight Rates.

Clause 7 of the contract provides that freight rates shall be subject to the approval of the minister.

British Subjects.

Clause 9 provides that $\frac{3}{4}$ of the officers and crews of the steamers shall be British subjects.

Carriage of Mails.

Clause 10 of the contract provides for the carriage of mails.

Description of Vessels Employed.

NAME.	DIMENSIONS.			TONNAGE.			N.H.P.	Speed.	Passenger accommodation.	Refrigerator space.	BUILT		
	Length.	Breadth	Depth.	Gross.	Net.	Capacity.					At	In	Of
	Ft.	Ft.	Ft.			Wgt.		Knots	1st Class.	C.F.			
Glenarm Head...	360	46·1	28·0	3,908	2,527	6,150	379	10½	6	Nil.	Belfast...	1897	Steel.
Malin Head.....	345	43·0	29·7	3,467	2,228	5,300	335	10	2	Nil.	" ...	1892	"
Bray Head.....	330	41·5	25·1	3,150	2,019	4,800	264	10	2	Nil.	Wallsend	1894	"
Inishowen Head..	341·7	40·0	30·2	3,050	1,987	4,700	309	10½	2	Nil.	Belfast...	1886	Steel & iron.
Bengore Head....	324	37·2	17·7	2,490	1,619	3,630	260	11	2	Nil.	Glasgow.	1884	Iron.
Dunmore Head...	302·4	40·2	19·5	2,293	1,458	3,500	258	10	4	Nil.	Belfast...	1889	Steel.
Ramore Head....	402·1	44·7	27·8	4,444	2,913	6,500	473	11	12	Nil.	" ...	1891	"
Carrigan Head...	376·6	45·1	31·6	4,201	2,717	6,200	438	11	8	Nil.	" ...	1901	"

Distances.

The distance from St. John to Dublin is given as 2,550 miles; from St. John to Belfast, 2,500 miles.

TRAFFIC RETURNS.

Calendar Year.	Number of Passengers Carried.	Tons of Freight Carried.	Live Stock.	Mails.	Subsidies Paid.
1907.....	Nil.	26,039	Nil.	Nil.	\$4,500
1908.....	Nil.	10,443	Nil.	Nil.	3,000
1909.....	Nil.	8,402	Nil.	Nil.	2,250
1910.....	{ In .	Nil.	Nil.	Nil.	} 5,250
	{ Out.	Nil.	Nil.	Nil.	
Total.....	Nil.	25,469	

7 round trips were performed during 1910.

215

ST. JOHN AND GLASGOW.

DONALDSON LINE.

Contract No. 4.

Vote 215.—Steam service between St. John and Glasgow during the winter season.

1910-11	\$15,000
1911-12	\$15,000

This service is performed by Messrs. Donaldson Bros., of Glasgow, represented by their duly authorized agent, Mr. Robert Reford, partner of the firm of Robert Reford & Company, Limited, of Montreal, and is a winter service only, being run under terms of a contract bearing date Jan. 11, 1910, which expires on April 30, 1911. The principal terms of the contract, aside from those common to all contracts, are as follows:—

Period of Contract.

1. 'The contractors, owning and controlling the steamships *Kastalia*, *Marina*, *Lakonia*, *Tritonia* and *Salacia*, all of which are guaranteed by the contractors as being of British register and as rating at Lloyds 100 A. 1, will place such steamships, and if necessary in order to fulfill the terms of this contract, other steamers of British register of like class and capacity on a route between the port of Glasgow, in Scotland, and the port of St. John, in the province of New Brunswick, and will maintain therewith during the winter season of 1910-11 a regularly weekly service between the said ports, commencing in the month of November following the date of these presents, and continuing until not more than twenty complete rounds trips have been run prior to the 30th day of April in the year 1911, sailing from and returning to each of the ports aforesaid at regular intervals, and on such fixed dates as may be sanctioned by the minister, such dates to be advertised at least twenty days in advance of sailings. Each of the said steamers while employed as aforesaid, shall be run at an average speed of not less than ten knots per hour, extraordinary weather excepted.'

Traffic to be carried by Intercolonial Railway.

2. The company agrees that all freight carried from Glasgow to St. John shall, when not otherwise routed by shippers or consignees, be delivered to the Intercolonial Railway at St. John for shipment to final destination, provided that the Intercolonial Railway rates are not in excess of rates charged by any other railway company between St. John and the final destination.

Passengers for points in the Maritime Provinces or Quebec are to be handed over to the Intercolonial Railway at St. John when possible.

The contractors shall use every effort to have freight destined for export from Canada to Scotland delivered to the Intercolonial Railway at Montreal.

SESSIONAL PAPER No. 10e

Canadian Trade Commissioners.

3. Canadian Trade Commissioners, their wives and children, and household effects are to be carried free, when such commissioners are travelling upon their official duties.

British subjects.

4. Two-thirds of the total number of officers, crew, &c., employed shall be British subjects.

Subsidy \$15,000 per Season (20 Voyages).

5. 'The subsidy is payable at the rate of seven hundred and fifty dollars (\$750) for each round trip from Glasgow to St. John aforesaid and return therefrom to Glasgow, duly performed, aggregating for the twenty round trips, if run and fully completed under the terms of section 1 hereof, fifteen thousand dollars (\$15,000), or in like proportion for any lesser number of trips so run and completed prior to the 30th day of April aforesaid; such subsidy to be payable in three instalments; the first of seven thousand five hundred dollars (\$7,500) on the completion of ten full round trips regularly run in compliance with the terms of this agreement; the second at the above rate per round trip for all additional trips regularly run in compliance with the terms of this agreement prior to the first day of April aforesaid; and the balance on the completion of the service herein contracted for as soon thereafter as funds are available for the purpose.'

Freight Rates.

Clause 7 of the contract provides that freight rates shall be subject to the approval of the minister.

Carriage of mails.

Clause 9 of the contract provides for the carriage of mails.

Description of Vessels Employed.

NAME.	DIMENSIONS.			TONNAGE.			PASSENGER ACCOMMODATION.			Refrigerator Space.	N. H. P.	Speed, Knots.	BUILT			
	Length.	Breadth	Depth.	Net.	Gross.	Capacity.	1st Class.	2nd Class.	3rd Class.				At	In	Of	
	Ft.	Ft.	Ft.							C. F.						
Salacia...	390	46	28·7	2,636	4,134	5,900	Nil.	12	Nil.	Nil.	501	13½	Whiteinch...	1895	Steel.	
Cassandra	455	53·2	29·1	5,228	8,135	8,500	Nil.	210	1,040	7,700	862	13½	Greenock...	1906	Steel.	
Lakonia..	401·7	49·2	28·1	3,046	4,686	7,280	Nil.	12	Nil.	14,527	520	12	Govan.....	1899	Steel.	
Athenia..	478	56	32·5	5,523	9,080	10,500	Nil.	250	1,000	16,122	855	14	Barrow.....	1904	Steel.	
Parthenia.	400	55·2	29·3	3,310	5,760	8,555	Nil.	12	Nil.	16,000	489	12	Hartlepool...	1901	Steel.	

Distances.

The distance between St. John and Glasgow is given as 2,630 miles.

TRAFFIC RETURNS.

Calendar Year.	Number of Passengers Carried.	Tons of Freight Carried.	Live Stock.	Bags Mail.	Subsidy Paid.
1907.....	In.....1,764 Out.... 91	39,980 47,511	Not stated.	Not stated.	\$8,500
Total.....	1,855	87,491	
1908.....	In..... 462 Out.... 61	26,452 55,690	251 6,207	11	14,250
Total.....	523	82,142	6,458	11	
1909.....	In..... 956 Out.... 173	24,806 55,638	292 5,772	16	10,500
Total.....	1,129	80,444	6,064	16	
1910.....	In....2,203 Out.... 272	31,942 35,133	321 238	15 Nil.	12,000
Total.....	2,475	67,075	559	15	

15 round trips were performed during 1910.

216

ST. JOHN, HALIFAX AND LONDON.

(Winter Service.)

CANADIAN PACIFIC RAILWAY COMPANY.

Contract No. 7.

Vote 216.—Winter steam service between St. John, Halifax and London.

1910-11	\$15,000
1911-12	\$15,000

The contract with the Canadian Pacific Railway Co. bears date October 1, 1910, and expires on May 11, 1911. Its principal provisions, aside from those common to all contracts, are as follows:—

1. The contractors shall during the month of November next following the date of these presents establish a service between the city or port of St. John, in the province of New Brunswick, and the port of London, in England, by their steamers the *Mount Temple*, of 6,661 tons net register, the *Montreal*, of 5,552 tons net register, the *Montezuma*, of 5,358 tons net register, and the *Lake Michigan*, of 5,340 tons net regis-

SESSIONAL PAPER No. 10e

ter, and will maintain and continue to maintain by means of the said steamers, or with such other steamers as may be approved by the minister, a regular service between the cities and ports aforesaid, sailing from and returning to each of the terminal ports of St. John and London aforesaid at regular intervals and at such fixed dates as may be sanctioned by the minister, and calling on all eastbound voyages at the port of Halifax, in the province of Nova Scotia, and calling on all westbound voyages at the port of Antwerp in Belgium; the service to commence from London on the 11th day of November next; and will on the return voyage sail from St. John on or about the 8th day of December proximo, and continue until the 11th day of the month of May, 1910, during which time there shall be run ten full round voyages; it being understood, however, that the minister may authorize any change or changes in the service as above defined as may not be inconsistent with the vote providing for the payment of the subsidy.

Cold Storage.

2. The contractors covenant and agree that the steamers hereinbefore mentioned or any substitute steamers run in lieu thereof shall be fitted with such sufficient cold storage appliances and space as may be required for the proper stowage and conservation of any perishable cargo carried thereon, as well as with complete and adequate ventilating shafts and machinery for the proper ventilation of all space in which may be stowed or carried fruit, vegetables or similar cargo requiring a constant supply of cool air, and that such cold storage and ventilating plant shall be in constant operation while perishable cargo, fruit or vegetables, requiring same is on board, and that the temperature in the spaces occupied by such cargo shall during each and all voyages be kept uniform and at such degree as may be satisfactory to the minister.

Westbound Freight Rates.

3. The contractors further covenant and agree that the rates charged on westbound freight from either London or Antwerp to the port of Halifax shall in no case be greater than the rates charged on freight destined to the port of St. John from the said ports of London or Antwerp.

Transportation of Canadian Trade Commissioners.

Clause 4 provides for the free transportation of Canadian Trade Commissioners and their wives and children, or Canadian Commercial Agents, including first-class accommodation and meals, and free transportation for their household effects, when travelling upon official duties, or being transferred from one post to another, upon request of the minister.

Subsidy not to exceed \$15,000 for 10 Round Trips.

5. The subsidy is at the rate of fifteen hundred dollars (\$1,500) for each round trip run and completed within the time hereinbefore specified, not, however, to exceed ten such trips; payable on the first day of April next following the date hereof for all trips run and completed prior to that date, and the balance on the completion of the service or as soon thereafter as funds are available for the purpose.

Freight Rates.

Clause 7 of the contract provides that freight rates shall be approved by the minister.

Description of Steamers Employed.

NAME.	DIMENSIONS.			TONNAGE.				Passenger Accommodation.	Refrigerator Accommodation.	N.H.P.	Speed.	BUILT.		
	Length.	Breadth	Depth.	Net.	Gross.	Capacity.	At					In	Of	
	Ft.	Ft.	Ft.											
Lake Michigan..	469·5	56·2	31·9	5,340	8,200	8,000	Nil.	Nil.	722	12	Wallsend.....	1902	Steel.	
Montezuma	435·0	59·0	30·5	5,358	8,360	8,000	Nil.	Nil.	660	12	Linthouse.....	1899	Steel.	
Montreal.....	469·5	56·2	31·9	5,552	8,644	8,000	Nil.	7,016	702	12	Wallsend.....	1900	Steel.	
Mount Temple ..	485·0	59·0	30·4	6,661	8,790	8,000	Nil.	Nil.	694	12	Walker-on-Tyne.	1901	Steel.	

Distances.

The distance between London and St. John via Antwerp is given as 3,200 miles ; between St. John and London via Halifax, 2,959 miles. These distances are approximate.

TRAFFIC RETURNS.

Calendar Year.	Number of Passengers Carried.	Tons of Freight Carried.	Live Stock.	Mails.	Subsidy Paid.
1907.....	In..... 8,212 Out..... 4,197	39,328 61,123	Not stated.	Not stated.	\$15,000
Total.....	12,409	100,451			
1908.....	In..... 6,492 Out..... 14	33,241 71,654	Nil. 8,033	Nil.	15,000
Total.....	6,506	104,695	8,033		
1909.....	In..... 2,656 Out..... 3	33,190 78,910	5,788	Nil.	12,500
Total.....	2,659	112,100	5,788		
1910.....	In..... 5,535 Out..... 113	42,315 86,446	Nil. 2,218	Nil.	15,000
Total.....	5,648	128,761	2,218		

12 round trips were run during 1910.

217

ST. JOHN, HALIFAX AND LONDON.

FURNESS, WITHY AND COMPANY.

Contract No. 6.

Vote 217.—Steam service between St. John, Halifax and London.

1910-11	\$25,000
1911-12	\$25,000

This service is run the year round by Messrs. Furness, Withy & Company, Limited, between St. John, N.B., Halifax, N.S., and London.

The contract bears date February 11, 1910, and expires March 31, 1911. The principal provisions, aside from those common to all contracts, are as follows:—

Period of Contract.

1. 'The contractors will, on the first day of April next following the date of these presents, place on the route between St. John, N.B., and London, G.B., calling on all voyages both outward and inward at Halifax, N.S., their steamers the *Shenandoah*, *Rappahannock* and *Kanawha*, and will with such steamers or other steamers approved by the minister maintain until the 31st day of March, 1911, a regular service* between the said ports, sailing from the terminal ports at regular intervals of not over fifteen days, or during the fruit-shipping season at intervals of ten days if so required by the minister.'

Ventilated Accommodation for Fruit, Dairy Produce &c.

2. 'The steamers while run under this contract shall be such as are approved by the minister, and no steamer shall be employed until sanctioned by the minister, and all such steamers shall be fitted with sufficient and suitable accommodation for carrying perishable cargo, such as apples or other fruit, cheese and other provisions without deterioration, with holds and 'tween decks provided with a thorough system of forced ventilation by means of electric or steam-driven fans in such manner as to secure a uniform circulation of fresh air through all space occupied by such perishable cargo. The intakes for fresh air shall be protected by contrivances for that purpose similar to the 'Gibbs' steamship ventilators, so as to be operated in all weathers without permitting water, spray or other dampness being taken into any places where cargo is carried, and such ventilating appliances shall be operated at all times when cargo is on board and throughout the entire space wherever such perishable cargo may be stored during any voyage.'

Carriage of Fruit.

3. 'The steamers while so employed shall not carry in any hold, or between any decks more than five tiers of barrels of apples or other fruit except they be stowed in such manner and with such dunnage as will relieve any tier from the weight of more than four other tiers.'

4. 'The handling, loading, stowing and unloading of any fruit carried by said vessels shall be subject to and under the supervision of any officer appointed for that purpose should the minister deem it advisable.'

Speed of Steamers when Carrying Fruit.

5. 'The steamers when carrying fruit shall be run at an average speed of not less than twelve knots per hour.'

Development of Transportation over Government Railway.

6. 'It is hereby agreed by the contractors that as the aid herein expressed and provided for by the Canadian government is for the express purpose of encouraging the development of Canadian trade and the transportation of Canadian goods through Canadian channels, the company accepts the aid on these conditions and agrees that all freight booked or carried by the said steamships from a port in the United Kingdom and during the time these make Halifax or St. John their terminal port, shall, when not otherwise routed by shippers or consignees, be delivered to the Intercolonial railway at Halifax or St. John for shipment to final destination in Canada provided that the rates demanded by the Intercolonial railway shall not be in excess of the rates charged by any other railway company from said ports to final destination in Canada.

(a) Contractors are to hand over to the Intercolonial railway at Halifax passengers for points in the Maritime Provinces or the province of Quebec, providing the routing of such passengers is controlled by the contractors and that they are not otherwise routed. It is further agreed that the contractors through their agents in Canada shall see that they have all such freight for export as may be secured by them for a port in the United Kingdom at which the subsidized line may call delivered to the Intercolonial railway at Montreal.'

Rebates.

7. 'In addition to the stipulations contained in clause 11 regarding freight rates, the rate per barrel on apples from Halifax to London shall be substantially the same to all persons under the same conditions, and no rebates shall be given directly or indirectly by the contractors or agents thereof to any Canadian exporter in preference to another.'

British Subjects.

Clause 8 provides that $\frac{2}{3}$ of the officers and crews of the steamers shall be British subjects.

Subsidy: \$25,000 per Season.

9. The subsidy is twenty-five thousand dollars (\$25,000), payable as follows:—
The sum of twelve thousand five hundred dollars (\$12,500) on the first day of October next after the date of these presents; and the balance of twelve thousand five hundred dollars (\$12,500) on the completion of the service on the first day of April, 1911.

Freight Rates.

Clause 11 of the contract provides that freight rates shall be subject to the approval of the minister.

SESSIONAL PAPER No. 10e

Carriage of Mails.

Clause 12 of the contract provides for the carriage of mails.

Description of Vessels Employed.

NAME.	DIMENSIONS.			TONNAGE.			PASSENGER ACCOMMODATION.			Refrigerator Space.	N. H. P.	Speed.	BUILT		
	Length.	Breadth	Depth.	Net.	Gross.	Capacity.	1st Class.	2nd Class.	3rd Class.				At	In	Of
	Ft.	Ft.	Ft.							C. F.	Kts				
Kanawha	370	44	31·6	2,488	3,884	5,610	491	13	Linthouse.	1893	Steel.	
Shenandoah	370	44	31·6	2,492	3,886	5,610	491	13	Linthouse.	1893	Steel.	
Rappahannock	370	44	31·6	2,488	3,884	5,500	485	13	Linthouse.	1893	Steel.	
Tabasco	331·6	41·7	28·8	1,916	2,987	4,597	309	12	Sunderland	1895	Steel.	

Distance.

The distance between St. John, N. B., and London, England, is 2,900 miles.

TRAFFIC RETURNS.

Calendar Year.	Number of Passengers Carried.	Tons of Freight Carried.		Live Stock.	Mails.	Subsidy Paid.
		Weight.	Meas.			
1907	17	172,358		Not Stated.	Not Stated.	\$19,250
1908	In 3 Out 59	28,010 27,899	17,563 83,842	Nil. 651	} Nil.	25,000
Total	62	55,909	101,405	651		
1909	In 51 Out 54	24,912 52,903	16,072 71,433	Nil.	Nil.	7,500
Total	105	77,815	87,505			
1910	In 90 Out 114	26,437 43,609	19,411 62,714	} Nil.	Nil.	25,000
Total	204	70,046	82,125			

26 round trips were performed during 1910.

218

ST. JOHN AND ST. ANDREW'S, N.B.

MARITIME STEAMSHIP COMPANY, LTD.

Contract No. 41.

Vote 218.—Steam service between St. John, N.B., and St. Andrew's, N.B., calling at intermediate points.

1910-11.	\$4,000
1911-12.	\$4,000

This service is performed by the Maritime Steamship Company, Limited, of Black's Harbour, N.B., under contract dated June 6, 1910, which expires on March 11, 1911. The principal provisions of the contract are as follows:—

Service and Ports of Call.

1. The contractors having, on the first day of May next preceding the date of these presents, placed the steamer *Granville*, renamed *Connors Bros.*, which steamer is described as being 97 feet long, 21 feet 6 inches wide, and of a depth of 9 feet, gross tonnage of 123.47, with a cubic capacity under deck of about 6,500 feet, and a speed of 10 knots, on a route hereinafter described, and will carry on and maintain by means of the said steamer *Granville* renamed *Connors Bros.*, a regular steamship service between the city of St. John and the town of St. Andrews, in the province of New Brunswick, calling at Dipper Harbour, Beaver Harbour, Black's Harbour, Back Bay, Letete, Deer Island, St. George, as hereinafter described. And the contractors hereby further agree to furnish such other steamship or steamships as may be necessary from time to time, which steamships shall be subject to the approval of the minister. The service shall consist of one round trip per week, as follows:—

Yearly Arrangements.

Leave St. John for St. Andrew's Saturday mornings, calling at Dipper Harbour, Beaver Harbour, Black's Harbour, Back Bay or Letete, Deer Island and Red Store or St. George.

Returning leave St. Andrew's for St. John Tuesday morning, calling at Letete or Back Bay, Black's Harbour, Beaver Harbour and Dipper Harbour.

Calls at Government Wharfs.

2. In consideration of the subsidy herein stipulated, the contractors agree to call at all government wharfs when such is practicable and when such wharfs are available.

Termination of Contract.

3. This contract shall remain in force until the 31st day of March, 1911, unless sooner terminated under the provisions of section 19 of this contract.

SESSIONAL PAPER No. 10e

Subsidy: \$4,000 per annum.

4. The subsidy is at the rate of \$4,000 per annum, payable as follows: On the first of October of the year of these presents the sum of \$2,000; and on the 31st day of March, 1911, on the completion of the service herein contracted to be performed the further sum of \$2,000.

Carriage of Mails.

Clause 7 of the contract provides for the conveyance of mails.

Description of Vessel Employed.

NAME.	DIMENSIONS.			TONNAGE.		N.H. P.	Speed	BUILT.		
	Length.	Breadth.	Depth.	Net.	Gross.			At	In	Of
	Ft.	Ft.	Ft.				Knots			
Granville, <i>re-named</i> Connors Bros.....	97	21.6	9	49	134	30	10	Shelburne, N.S	1904	Wood

Distances.

St. John to Dipper Harbour..	19
“ Beaver Harbour..	36
“ Black’s Harbour..	42
“ Lords Cove..	50
“ Back Bay..	55
“ Letete..	58
“ St. George..	68
“ St. Andrews..	80

TRAFFIC RETURNS.

Calendar Year.	Passengers Carried.	Tons of Freight Carried.	Live Stock.	MAILS.		Subsidy Paid.
				Lock Bags.	Tied Sacks.	
May 1 to Dec. 31, 1909.	In.....400	1,294	Nil.	Nil.	Nil.	\$ 500
	Out.....473	1,378				
Total.....	873	2,672				
1910.....	In. 488	1,740	2,500
	Out.....552	2,993				
Total.....	1,040	4,733	Nil.	Nil.	Nil.	

4 round trips were run during 1910.

219

ST. JOHN AND HALIFAX VIA YARMOUTH.

THE MAGDALEN ISLANDS STEAMSHIP COMPANY, LIMITED.

Contract No. 17.

Vote 219.—Steam service for not less than 52 full round weekly trips between St. John and Halifax, via Yarmouth and other way ports, during the season of 1911.

1910-11.	\$10,000
1911-12.	\$10,000

This service is performed by the Magdalen Islands Steamship Company, Limited, of Halifax, N.S., under terms of a contract bearing date April 6, 1909, and which expires on March 31, 1911. The principal provisions, aside from those common to all contracts, are as follows:—

Frequency of Service.

1. The contractors will within thirty days of these presents place the steamer *Amelia* of 357 gross tons and 103 net tons register, with a speed of 11 knots, upon the route between St. John, in the province of New Brunswick, and Halifax, in the province of Nova Scotia, will carry on and maintain by means of the said steamer from and after the date of commencement, a regular service between St. John and Halifax, calling both going and returning at Yarmouth, Barrington, Shelburne, Lockport, Liverpool and Lunenburg, all in the province of Nova Scotia, once in each seven days, that is to say, making a round trip in seven days, until March 31, 1910, unless otherwise extended under the provisions of clause 5.

Provision for Changes in Service.

2. The minister may authorize any change or changes in the service as above defined as may not be inconsistent with the vote governing the payment of the subsidy.

Uninterrupted Continuation of Service.

3. The service herein contracted for is to continue uninterruptedly in manner hereinbefore set forth, wind, weather, ice or fog or other *force majeure* permitting, but no subsidy shall be claimed or paid for any trip otherwise missed.

Termination of Contract.

4. This contract unless sooner terminated under the provisions of section 20 hereof, shall remain in force until March 31, 1910, but it is understood and agreed that the minister has the option of continuing the contract for a further period of one year from said date.

Government Wharfs.

In consideration of the subsidy herein stipulated, the contractors agree to call at all government wharfs when such is practicable and when such wharfs are available.

SESSIONAL PAPER No. 10e

Subsidy: \$10,000 per Annum.

5. The subsidy is not to exceed \$10,000, based upon the requisite number of 52 round weekly voyages per annum, such subsidy to be payable quarterly, viz., two thousand five hundred dollars (\$2,500) on the first days of July, October and January, and the balance of two thousand five hundred dollars (\$2,500) on the completion of the service on the 1st day of April, 1910; or in the event of less than the required number of weekly trips having been performed during any one quarter, such proportionate sum as may have been earned during said quarter upon the first days of the said months of July, October, January and April.

Carriage of Mails.

Clause 7 of the contract provides for the carriage of mails.

Description of Vessel Employed.

The steamer employed in this service is ss. *Amelia*, built at Ayr, in 1894, of steel, and registered at the Magdalen Islands in 1905; length, 145 feet; breadth, 22.8 feet; depth, 9.9 feet; net tonnage, 103; gross tonnage, 357; horse-power, 69.

Distance.

The distance between St. John and Halifax is given as 330 miles.

TRAFFIC RETURNS.

Calendar Year.	Number of Passengers Carried.	Tons of Freight Carried.	Live Stock.	Mails.		Subsidy Paid.
				Bags.	Sacks.	
*1907.....	In.....216 Out.....205	12,140 6,310	Not stated.	Not stated.		\$7,884 61
Total.....	421	18,450				
*1908.....	In.....484 Out.....569	4,391 7,655	22 60	34 65	96	10,000
Total.....	1,053	12,046	82	99	96	
1909.....	In.....83 Out.....149	4,675 4,074	Nil.	100 25	Nil.	12,000
Total.....	237	8,749		125		
1910.....	In.....143 Out.....279	8,026 4,112	Nil.	101 32	1 10	9,038 28
Total.....	422	12,138		141	11	

* During 1907 and 1908 the service was performed by Wm. Thomson & Son, of St. John, N.B.

46 round trips were performed during 1910.

220

ST JOHN, N.B., AND MARGARETVILLE, PORT LORNE, PORT GEORGE,
HARBOURVILLE AND MORDEN.

MARGARETVILLE STEAMSHIP COMPANY.

Contract No. 56.

Vote 220.—Steam service between St. John, N.B., and Margareville, Port Lorne, Port George, Halls Harbour, Harbourville and Morden, N.S.

1910-11	\$2,500
1911-12	\$2,500

This service is performed by the Margareville Steamship Company, of Margareville, N.S., under terms of a contract bearing date August 16, 1910, which expired at the close of navigation in 1910. The principal provisions, aside from those common to all contracts, are as follows:—

Ports of Call—Frequency of Service.

1. The contractors being owners of and having control of the steamer *Ruby L.*, a vessel of 118 tons gross register, with such adequate accommodation for both passengers and freight as is necessary for the service herein contracted for, and having on the first of March last placed the said steamer on a route between the port of St. John, in the province of New Brunswick, and Margareville, in the province of Nova Scotia, and will therewith continue to carry on and maintain a regular weekly service between the said ports until the closing of navigation, that is to say, until ice and weather conditions will not permit of the running of a steamer over the said route in the autumn next following the date of these presents, prior to which time at least forty full round trips shall have been run, calling on all trips both ways at Port Lorne, Port George, Morden, Harbourville, and Halls Harbour.

Termination of Service.

2. This contract shall remain in force only until the close of navigation in 1910, unless continued for another season at the option of the minister, who hereby reserves the right to exercise such option.

Subsidy : \$2,500 per Annum.

3. Subsidy is payable at the rate of twenty-five hundred dollars (\$2,500) per annum, as follows : In the month of July next preceding the date of these presents the sum of one thousand two hundred and fifty dollars (\$1,250), and at the close of navigation in the present season one thousand two hundred and fifty dollars (\$1,250) or so much thereof as may have been earned on the basis of not less than forty full round trips during the year ; and so in like manner for a subsequent year if the service is continued under the minister's option as above provided.

Carriage of Mails.

Clause 6 of the contract provides for the carriage of mails.

SESSIONAL PAPER No. 10e

Government Wharfs.

Clause (10a) provides for calls at government wharfs when possible.

Description of Vessel Employed.

SS. *Ruby L.* was built at Margaretville, N.S., of wood, in 1907, and registered at Annapolis Royal, N.S., in the same year ; length, 90 feet ; breadth, 20 feet ; depth, 8½ feet ; net tonnage, 49 ; gross tonnage, 119 ; nominal horse-power, 16¾ ; speed, 9 knots.

Distances.

The distance between Margaretville and St. John via intermediate ports is 50 miles ; between St. John and Margaretville via Harbourville is 6¼ miles.

TRAFFIC RETURNS.

Calendar Year.	Number of Passengers Carried.	Tons of Freight Carried.	Live Stock.	Mails.	Subsidies Paid.
1907.....	149	2,300	Nil.	Nil.	\$1,350
1908.....	610	1,260	Nil.	Nil.	2,500
1909.....	In..... 93	1,270	3	Nil.	2,500
	Out..... 85	675		
Total.....	178	1,945	3	
1910.....	In.....101	1,180	2,437 50
	Out.....120	600		
Total.....	221	1,780	Nil.	Nil.	

39 round trips were performed during 1910.

ST. JOHN AND MINAS BASIN PORTS.

WILLIAM R. POTTER.

Contract No. 18.

Vote 221.—Steamship service from the opening to the closing of navigation in 1911, between St. John and Minas Basin Ports.

1910-11	\$3,000
1911-12	\$3,000

This service is performed by William R. Potter, of Canning, N.S., under terms of a contract bearing date March 14, 1910, and which expired on the close of navigation, 1910. The principal provisions, aside from those common to all contracts, are as follows:—

Ports of Call—Frequency of Service.

1. The contractor will, at the earliest opening of navigation in the present year, that is to say, as soon as the ice will permit of the running of a steamer over the route hereinafter named, place his steamer the *Brunswick* on the route between the City of St. John, in the province of New Brunswick; and the ports of Spencers Island, Canning, Wolfville, Parrsboro, Kingsport, Windsor and Bass River, all situate on the Basin of Minas or on the water contiguous thereto in the province of Nova Scotia, and will carry on and maintain by means of the said steamer *Brunswick* a regular weekly service between the city of St. John and all and several the ports named, and returning therefrom to the said city of St. John, with the exception that the service to the ports of Windsor and Bass River shall be fortnightly instead of weekly; such service to continue uninterruptedly until the close of navigation on the route named, during which time not less than thirty-two full round trips from the City of St. John shall have been performed to and from all the ports hereinbefore named, with the exception of the ports of Windsor and Bass River, to and from which not less than sixteen full round fortnightly trips shall be performed.

Period of Contract.

2. This contract shall remain in force until the close of navigation in the year 1910 unless sooner terminated under the provision of section 19 of this contract.

Government Wharfs.

The contractor agrees to call at Government wharfs when possible.

Subsidy: \$3,000 per Annum.

The subsidy is three thousand dollars (\$3,000), such subsidy to be payable as follows: On the first day of September the sum of fifteen hundred dollars (\$1,500), and the balance of fifteen hundred dollars (\$1,500) on the completion of the service herein contracted to be performed.

Carriage of Mails.

Clause 7 of the contract provides for the carriage of mails.

Description of Vessel Employed.

The SS. *Brunswick*, above referred to, was built at Canning, N.S., in 1901, of wood, and registered at Windsor, N.S., in 1902; length, 110 feet; breadth, 23 feet; depth of hold, 8 feet 7 inches; net tonnage, 73; gross tonnage, 184; 42 normal horsepower.

Distance.

The distance between terminal ports is given as 164 miles.

SESSIONAL PAPER No. 10e

TRAFFIC RETURNS.

Calendar Year.	Number of Passengers Carried.	Tons of Freight Carried.		Live Stock.	Mails.	Subsidy Paid.
		Wght.	Meas.			
1907	383	Not stated.		Not stated.	Not stated.	\$3,000
1908	240	1,260	1,450	5	Nil.	3,000
1909	215	3,900	800	Nil.	Nil.	
1910	In 195	2,100	2,250	Nil.	Nil.	3,000
	Out 175	1,300	1,300			
	Total . . . 370	3,400	3,550			

36 round trips were performed during 1910.

222

ST. JOHN AND PORTS IN CUMBERLAND BASIN.

HARBINGER STEAMSHIP COMPANY, LIMITED.

Contract No. 59.

Vote 222.—Steam service between St. John and Ports in Cumberland Basin.

1910-11	\$3,000
1911-12	\$3,000

This service is performed by the Harbinger Steamship Company, Limited, of River Hebert, Cumberland County, N.S., under terms of a contract dated January 25, 1910, which expired at the close of navigation in 1910. The principal provisions, aside from those common to all contracts, are as follows:—

Service and Ports of Call

1 The contractor will, at the earliest opening of navigation in the present year, that is to say, as soon as the ice will permit of the running of a steamer over the route hereinafter named, place their steamer, the *Harbinger*, of 108 gross tons, on the route between the City of St. John and ports in the province of New Brunswick, and the ports of Minudie and Joggin's Mines, in Cumberland county, in the province of Nova Scotia, and the ports of Riverside and Harvey, in Albert county, in the province of New Brunswick, and will carry on and maintain by means of the said steamer *Harbinger*, a regular weekly service between the City of St. John and all the several ports hereinbefore named, returning therefrom to the said City of St. John; provided, however, that a call shall not be required at Amherst Point wharf unless there is freight to take on or put off at the said point.

Termination of Contract.

2. This contract shall remain in force until the close of navigation in the year 1910, unless sooner terminated under the provisions of section 19 of this contract.

Government Wharfs.

Clause 3 provides for calls at government wharfs whenever possible.

Subsidy: \$3,000 per annum.

4. The subsidy is \$3,000, payable as follows: On the first day of July, \$1,000; on the first day of September, \$1,000; and \$1,000 upon the close of navigation and completion of the service, as herein contracted for.

Carriage of Mails.

Clause 7 of the contract provides for the carriage of mails.

Description of Vessel Employed.

The *Harbinger* was built at Shelburne, N.S., in 1901, of wood, and registered at Arichat, N.S., in 1905; length, 97 feet; breadth, 20 feet; depth, 8 feet 4 inches; net tonnage, 46; gross tonnage, 109; horse-power, 17.

Distances.

	Miles.
St. John to Harvey	75
Harvey to Riverside	4
Riverside to Joggins	13
Joggins to Amherst Point	18
Amherst Point to Minudie	3
Minudie to River Hebert	8
	121

TRAFFIC RETURNS.

Calendar Year.	Passengers.	Freight.	Live Stock.	Mails.	Subsidy Paid.
1909	In. . . . Nil. Out. . . .	80 1163	Nil.	Nil.	\$3,000
Total		1243	
1910	In. . . . 20 Out. . . . 20	261 2,794	Nil.	Nil.	3,000
Total	40	3,055	

33 round trips were performed during 1910.

223

ST. JOHN, WESTPORT AND OTHER WAY PORTS.

INSULAR STEAMSHIP COMPANY, LIMITED.

Contract No. 42.

Vote 223.—Steam service between St. John, Westport and other way ports.

1910-11	\$1,500
1911-12	\$1,500

This service is performed by the Insular Steamship Company, Limited, of Westport, N.S., under terms of a contract bearing date June 6, 1910, and which expires on March 31, 1911. The principal provisions, aside from those common to all contracts, are as follows:—

Frequency of Service and Ports of Call.

1. The contractors having prior to the first day of April last placed their screw steamer the *Westport III.*, a vessel of 101 feet in length, 21 feet breadth and of a depth of 9 feet, of a gross registered tonnage of one hundred and forty tons, with adequate passenger accommodation and cabins for both gentlemen and ladies, on a route between St. John, in the province of New Brunswick, and Westport and Yarmouth, in the province of Nova Scotia, and including trips already run since the first day of April last past, will, prior to the thirty-first day of March next following the date of these presents, run the said steamer not less than forty-four regular trips between the said ports and return, calling on each trip both ways at Freeport, Tiverton, Little River, Mink Cove, Sandy Cove, Weymouth and Meteghan, unless ice prevents, on which last named date this contract shall determine and cease to be in force, unless sooner terminated under the provisions of section 9 hereof.

Government Wharfs.

2. In consideration of the subsidy herein stipulated, the contractors agree to call at all government wharfs when such is practicable and when such wharfs are available.

Substitute Steamer.

3. The contractors agree that their steamer shall not be taken off the route during the months of December, January, February and March during the performance of this contract, unless it be necessary to, take the steamer *Westport III* off the route during the said months for the purpose of making absolutely necessary repairs, the contractors agreeing to supply a substitute steamer of about equal capacity, provided that such substitute steamer can be employed at such a rate that the gross expense of supplying said substitute steamer shall not exceed \$1,000 per month.

Subsidy: \$1,500 per annum.

The subsidy is one thousand and five hundred dollars (\$1,500) payable in sums of three hundred and seventy-five dollars (\$375) during each of the months of July, October, January and April next following the date of these presents.

Description of Vessel Employed.

The SS. *Westport III.*, above referred to, was built at Shelburne, N.S., in 1903, of wood, and registered at Yarmouth, N.S., in the same year; length, 101 feet; breadth, 21 feet 3 inches; depth of hold, 9 feet; net tonnage, 49; gross tonnage, 140; 24 nominal horse-power; speed, 10 knots.

Distances.

The distance between St. John and Yarmouth, via Tiverton, is 100 miles; between Westport and Weymouth, 32 miles.

TRAFFIC RETURNS.

Calendar Year.	Number of Passengers Carried.	Tons of Freight Carried.	Live Stock.	Mails.	Subsidy Paid.
1907.	1,800	1,790	Nil.	Nil.	\$1,500
1908.	2,198	2,600	Nil.	Nil.	1,500
1909.	In. 1,032 Out. 1,078	975 500	Nil.	Nil.	1,500
Total.	2,110	1,475
1910.	In. 1,090 Out. 1,050	795 525	Nil.	Nil.	1,500
Total.	2,140	1,320

48 round trips were performed during 1910.

ST. JOHN, HALIFAX, WEST INDIES AND SOUTH AMERICA.

PICKFORD AND BLACK.

Contract No. 9.

Vote 224.—A line or lines of steamers to run between St. John and Halifax, or either, and the West Indies and South America.

1910-11.	\$79,500
1911-12.	\$79,500

SESSIONAL PAPER No. 10e

There are two services run under this vote, viz., from St. John and Halifax to Georgetown, Demerara; and from Halifax to Jamaica.

The Demerara service is run under terms of a contract entered into with Messrs. Pickford and Black, of Halifax, N.S., bearing date June 20, 1906, and which expired on June 30, 1910. This contract has been extended to July 1, 1911. The principal provisions, aside from those common to all contracts, are as follows:—

Period of Contract.

1. The contractors shall, on the first day of July next after the date of these presents, place upon the route between the port of St. John, in the province of New Brunswick, and the port of Halifax, in the province of Nova Scotia, as ports of departure in the Dominion of Canada, and Georgetown, in British Guiana, as the port of arrival, a sufficient number of steamers of the class and description hereinafter defined in clause 4, to perform, and with the said steamers, will, for the space of four years from date, perform the following service:—

Frequency of Sailings.

Sailing one vessel in each twelve days from the port of St. John, in the province of New Brunswick, to the port of Halifax in Nova Scotia, and thence on the first trip to Georgetown, in British Guiana, making the trip within fourteen days, calling on the first voyage and each alternate southbound trip at the following ports in the order named, viz.:—

Ports of Call.

1. Hamilton, in Bermuda; 2. Basseterre, in St. Kitts; 3. St. John, in Antigua; 4. Roseau, in Dominica; 5. Bridgetown, in Barbados; 6. Port of Spain, in Trinidad.

And upon the return voyage from Georgetown, in British Guiana, to Halifax and St. John, calling at:—

1. Port of Spain, in Trinidad; 2. Bridgetown, in Barbados; 3. Castries, in St. Lucia; 4. Roseau, in Dominica; 5. St. John, in Antigua; 6. Basseterre, in St. Kitts; 7. Hamilton, in Bermuda.

And calling on the following or second trip every alternate southbound trip at: 1. Hamilton, in Bermuda; 2. Plymouth, in Montserrat; 3. Castries, in St. Lucia; 4. Kingstown, in St. Vincent; 5. Bridgetown, in Barbados; 6. Port of Spain, in Trinidad;

And upon the return voyage from Georgetown in British Guiana, calling at:—

1. Port of Spain, in Trinidad; 2. Bridgetown, in Barbados; 3. Kingstown, in St. Vincent; 4. Castries, in St. Lucia; 5. Roseau, in Dominica; 6. Plymouth, in Montserrat; 7. St. John, in Antigua; 8. Basseterre, in St. Kitts; 9. Hamilton, in Bermuda.

The order of calling as above not to be altered except with the previous consent of His Majesty's government and of the Canadian government.

Provisions for Reversion to Fortnightly Service.

The two governments to have the right at any time to require the contractors to revert to the heretofore existing fortnightly service on giving six months' notice of such requirement, that is to say; sailing every fourteen days from St. John for Halifax and calling on the first and each alternate southbound trip at Bermuda, St. Kitts, Antigua, Montserrat, Dominica, St. Lucia, Barbados, St. Vincent, Grenada to Port of Spain in Trinidad, and upon the return voyage from Trinidad to Halifax or

St. John to call at the same ports in the reverse order as given above; and on the next following and each alternate trip to sail from St. John and Halifax for Georgetown, in British Guiana, calling on all voyages at Bermuda, St. Lucia and Barbados to Port of Spain in Trinidad, making the voyage within eleven days, and thence continuing to Georgetown, in British Guiana, calling at Scarborough, in Tobago, completing the trip within fourteen days; and upon the return voyage from Georgetown, in British Guiana, to Halifax, or St. John, calling at the following ports in order as follows: Tobago, Trinidad, Barbados, St. Vincent, St. Lucia, Dominica, Montserrat, Antigua, St. Kitts and Bermuda; and continuing trips as defined alternately to Port of Spain in Trinidad, and Georgetown, in British Guiana, sailing from St. John and Halifax at regular intervals of fourteen days each.

Requirements of Contract apply equally to 12 and 14 day Services.

2. 'It is understood and agreed that all other specifications and requirements in this contract contained shall apply equally to the twelve-day service or to the fortnightly service should it be reverted to.

Time-tables.

3. 'Subject to the provisions hereinafter contained, every steamer making any voyage as hereinbefore defined shall commence and complete the same and shall arrive at and leave the said intermediate ports respectively at such times as shall be specified in a time-table to be previously submitted by the contractors and approved by the minister; and each southbound voyage shall be completed within fourteen days of its commencement under a penalty as hereinafter defined for each day or part of a day in excess of the fourteen days to be occupied in such voyage. Before the commencement of the service the contractors shall furnish the draft of the said time-table to the minister for his approval, and when the same shall have been so approved the contractor shall publish it at such times and places and in such manner as the minister may from time to time require. During the continuance of this contract no alterations shall be made in the said time-table unless the same shall have been approved in writing by the minister and published at such times and places and in such manner as he may require.

Register, Speed, Accommodation, &c., of Vessels Employed.

4. 'The steamers employed in this service shall be British vessels of not less than 1,000 tons register, and shall be good, substantial and efficient steam vessels of adequate power and speed, and supplied with first-rate proper steam engines, and in all respects suited to the performance of the service, and shall be capable of maintaining and shall maintain, when employed on this service, an average speed of not less than ten knots an hour, and shall also be provided with proper accommodation for at least forty first-class passengers and such second-class and deck passengers as the traffic may require, and shall be fitted with all necessary appliances for the reception, stowage and carriage of the cargo.'

Carriage of Mails.

Clause 6 of the contract provides for the carriage of mails.

Freight and Passenger Rates,—Cargo and Passenger Lists, Logs and Sailing Charts,

SESSIONAL PAPER No. 10e

Customs Certificates, &c.

10. The contractors shall submit for approval maximum rates for passengers and freight to and from the West Indies to the Government of Canada and to the Secretary of State for the Colonies, and shall carry on each steamer running under this contract according to its capacity, both on outward and homeward voyages, all freight and passengers which may be reasonably offered or obtained, and at such tariff rates both as to passengers and freights so submitted and approved. No discrimination shall be made as regards rates or otherwise, directly or indirectly, against Canadian, British or British West Indian merchants and shippers, who shall always have preference for freight and goods over all other merchants and shippers; and the contractors shall immediately upon the completion of each trip furnish to the minister full and complete copies of the manifests of the cargo and passenger lists carried on the said steamer performing such trip on its outward and homeward voyages, certified by the proper officers of customs, as well as copies of the logs and sailing charts duly certified by the master of the steamer, and also such other documents, information and evidence as may be reasonably required by the minister to show the volume, extent and value of the trade carried on by the said steamers, and such other customs certificates, documents and evidence as may be necessary or as may be reasonably required by the minister to prove the performance of the services herein contracted for, and to enable the minister to judge as to whether this contract is being carefully and faithfully carried out and performed; and the furnishing of such certificates, documents and information and evidence, as hereinbefore specified, shall be a condition precedent to the payment of the subsidy hereinafter provided for or any portion thereof; a further return of the passengers and freight carried each way to be furnished annually by the contractors, for the information of His Majesty's government and of the government of Canada.

No calls to be made in United States.

12. 'The steamers employed in carrying out the provisions of this contract shall not on any of their voyages either outwards or homewards call at any port in the United States of America.

Extra Cargo Steamers.

16. 'An extra cargo steamer, or extra cargo steamers, to meet the requirements of the trade shall be provided by and at the cost of the contractors during the crop time in the West Indies, if sufficient cargo is afforded, to run from the West Indian Islands served under this contract, and also from the Island of Nevis to Halifax.

Substitutes for Disabled Steamers.

17. 'It is understood that if either of the said steamers shall be, by peril of the sea or other unavoidable casualty, destroyed or temporarily disabled from performing the voyages herein agreed to be performed according to the true intent and meaning of these presents, the contractors may in such case, as soon as reasonably may be, having regard to the circumstances, replace the said steamer by another of equal class, speed, equipment, character and capacity to the satisfaction and approval of the minister, in case the said steamer has been only temporarily disabled, and continue the service herein contracted for with such substituted or repaired steamer with as little delay as possible under all circumstances, provided, however, that there shall be no payment of any subsidy in respect of any voyage not actually performed.

Subsidy: \$65,700 per Annum.

18. 'The annual subsidy is sixty-five thousand and seven hundred dollars (\$65,700) from and out of the consolidated fund or other proper moneys of the Dominion of Canada, and the further sum of sixty-five thousand and seven hundred dollars (\$65,700) out of the moneys provided by His Majesty's government (should the same be furnished to the government of the Dominion of Canada for such purposes, but not otherwise), payable as follows: On the last day of each month during the continuance of this contract, the sum of five thousand four hundred and seventy-five dollars (\$5,475) and a further sum of the same amount, provided the same be provided by His Majesty's government for the purpose as above mentioned: provided, however, that no such payment shall be made until it is shown to the satisfaction of the minister that all trips called for by the contract up to that time have been well and properly performed.

Description of Vessels Employed.

NAME.	DIMENSIONS.			TONNAGE.			PASSENGER ACCOMMODATION.			Refrigerator Space	N. H. P.	Speed, Knots.	BUILT		
	Length.	Breadth	Depth.	Net.	Gross.	Capacity.	1st. Class.	2nd. Class.	3rd. Class.				At	In	Of
Ocama.....	300·1	33·8	25·0	1,228	1,910	2,250	44	27	As required.	C. ft Nil.	229	11	Glasgow....	1877	Iron.
Oruro.....	301·5	33·2	25·1	1,249	1,919	2,500	40	24	As required.	Nil.	233	11	Glasgow....	1878	Iron.
Sobo.	345·0	44·0	23·2	2,313	3,652	4,500	58	24	As required.	Nil.	370	12½	Whiteinch..	1899	Steel.
Dahomé.....	300·6	41·0	21·6	1,552	2,470	3,500	40	20	As required.	Nil.	333	12	Wallsend...	1891	Steel.
Almeriana...	324·8	40·2	25·1	1,824	2,906	4,302					349	12	Middlesboro'	1889	Steel.

Distances.

The distances are given as follows:—from St. John, N.B., to Demerara, B.G., 2,900 miles; from Demerara to St. John, 2,693 miles.

SESSIONAL PAPER No. 10e

TRAFFIC RETURNS.

Calendar Year.	Number of Passengers Carried.			Tons of Freight Carried.		Live Stock.	Mails.		Subsidy Paid.	
	1st Class.	2nd Class.	3rd Class.	Tons Weight.	Tons Measurement.		Lock Bags.	Tied Sacks.		
1907	In.....	2,982		57,162		} Not stated.	} Not stated.		\$63,510	
	Out.....	3,528		62,625						
	Total.....	6,510		119,787						
1908.....	In.....	756	527	730	32,346	14,795	Nil.	20	1,958	} \$65,700
	Out.....	802	538	1,008	3,767	64,359	86	32	1,875	
	Total.....	1,558	1,065	1,738	36,113	79,154	86	52	3,833	
Grand total.....	Passengers..			4,361	Freight...115,267					
1909.....	In.....	791	450	1,135	52,384	4,878	13	75	1,837	} \$65,700
	Out.....	782	537	858	10,745	50,075	1,087	171	1,968	
	Total.....	1,573	987	1,993	63,129	54,953	1,100	246	3,805	
Grand total.....	Passengers..			4,553	Freight...118,082					
1910.....	In.....	919	597	1,813	57,479	10,855	9	209	1,385	} \$65,700
	Out ..	676	573	935	8,995	71,945	381	254	1,840	
	Total.....	1,595	1,170	2,748	66,474	82,800	390	463	3,225	
Grand total.....	Passengers..			5,513	Freight.. 149,274					

The service between Halifax and Jamaica was run under terms of a contract with the Halifax and West India Steamship Company, Limited, of Halifax, N.S., bearing date May 3, which expired March 31, 1910. The principal provisions, aside from those common to all contracts, were as follows:—

Period of Contract.

1. 'The contractors having placed on the first day of April last past on the route between Halifax, in the province of Nova Scotia, and Kingston, in the Island of Jamaica, such steamship or steamships as may be approved from time to time by the minister, and having from the said date maintained a regular monthly service, will continue to maintain said service between the said ports, sailing once in each month from Halifax aforesaid, via and calling at Turk's Island, to Kingston, in the Island of Jamaica aforesaid, returning thence and calling at Turk's Island to Halifax aforesaid, the voyage to be completed within one month from the day of sailing from Halifax.

Change in Service.

2. 'The minister reserves the right to make any change or changes in the above service not inconsistent with the vote providing for the payment of the subsidy.

Termination of Contract.

3. 'This contract shall continue in force until March 31, 1910, but shall terminate with the arrival of the steamer at Halifax which left that port in the month of March aforesaid.

Tonnage and Ventilation of Steamer.

4. 'The steamship or steamships engaged in this service shall be fitted with reasonable ventilation to the satisfaction of the Steamboat Inspector, and the contractors agree to make any further alterations in the steamships engaged in the service as may be required by the minister to secure such proper ventilation as will at all times render them suitable for the carrying of fruit and other perishable commodities.

Canadian Trade Commissioners.

5. 'The Canadian Trade Commissioners and their wives and children or Canadian Commercial Agents shall be granted free transportation, meals included, with first-class accommodation, and free transportation for their household effects, upon any steamships employed by the contractors in the performance of this contract when requested so to do by the minister, and when the said commissioner or commercial agent is travelling upon his official duties or being transferred from one official post to another.

Subsidy: \$13,800 per Annum.

6. 'The subsidy is at the rate of thirteen thousand eight hundred dollars (\$13,800) per annum, payable as follows:—On the completion of each monthly round trip ending at Halifax the sum of one thousand one hundred and fifty dollars (\$1,150).

Carriage of Mails.

Clause 8 of the contract provides for the carriage of mails.

Description of Vessels Employed.

NAME.	DIMENSIONS.			TONNAGE.			PASSENGER ACCOMMODATION.			Refrigerator Space.	N.H. P.	Speed
	Length.	Breadth	Depth	Net.	Gross.	Capacity	1st Class.	2nd Class.	3rd Class.			
	Ft.	Ft.	Ft.							Cu. Ft.		Knots
Boston.....	225	33·7	19·7	738	1,168	2,000	10	4		Nil.	119	11
Amanda.....	225·3	33·7	19·1	734	1,170	2,000	18	8	As required.	Nil.	111	11

Distances.

The distance between Halifax and Kingston, Jamaica, is given as 1,869 miles.

SESSIONAL PAPER No. 10e

TRAFFIC RETURNS.

Calendar Year.	No. of Passengers Carried.			Tons of Freight Carried.	No. of Live Stock Carried.	Mails Carried.		Subsidy Paid.	
	In.....	Out.....	Total ..			Lock Bags.	Tied Sacks.		
1907.....	In.....	323		16,737	Not stated.	Not stated.		\$13,800	
	Out.....	715		29,029					
	Total ..	1,038		45,766					
1908.....		1st Class.	2nd Class.	3rd Class.	7,635 18,225	Nil. 490	Lock Bags. 1 1 2	Tied Sacks. 45 53 98	\$13,800
	In.....	6	57	67					
	Out.....	61	8	351					
	Total ..	67	65	418					
	Total passengers.....			550					
1909.....	In.....	30	48	16	9,366		13	46	\$13,800
	Out ..	40	31	389	20,307	171	12	45	
	Total ..	70	79	405	29,673	171	25	91	
	Total passengers.....			554					
1910..... Jan. 1 to Apr. 4.	In.....	6	1	Nil.	3,895		4	12	\$3,450
	Out ..	4	2	30	4,321		3	9	
		10	3	30	8,216		7	21	
	Total passengers.....	43							

13 round trips were run during 1909, and 3 during 1910.

225

ST. STEPHEN, N.B., ST. CROIX RIVER POINTS, DEER ISLAND,
CAMPOBELLO, &c., &c.

DEER ISLAND AND CAMPOBELLO STEAMBOAT COMPANY.

Contract No. 31.

Vote 225.—Steam service during the year 1911, between St. Stephen, N.B., St. Croix River Points, Deer Island, Campobello, and the inner islands, Passamaquoddy Bay and L'Etete or Black Bay.

1910-11	\$3,000
1911-12.....	\$3,000

This service is performed by the Deer Island and Campobello Steamboat Company, of St. Stephen, N.B., under terms of a contract bearing date August 9, 1910, and which expired on December 31, 1910. The principal provisions, aside from those common to all contracts, are as follows:—

1 GEORGE V., A. 1911

1. 'The contractors having on the first day of January last passed placed the steamer *Viking* on the route between Le Tete and St. Stephen, both in the province of New Brunswick, have maintained and will continue to maintain until the thirty-first day of December, in the year 1910, the service hereinafter described.

Frequency of Service—Ports of Call.

2. 'From the first day of January to the first of May, and from the first of November to the thirty-first of December, during the continuance of this contract, two round trips each week between Le Tete and St. Stephen, calling en route both going and coming at Back Bay, Lords Cove, Richardsonville, Leonardville, Wilsons Beach, Welch Pool, Eastport (Maine), Indian Island, Fairhaven and St. Andrews ; and from the first of May to the first of November three full round trips each week between the same ports, calling both going and returning at the above-mentioned places; provided, however, that the minister may authorize any change or changes in the service as above defined as may not be inconsistent with the vote governing the payment of the subsidy.

Government Wharfs.

3. 'In consideration of the subsidy herein stipulated, the contractors agree to call at all government wharfs when such is practicable and when such wharfs are available.

Subsidy: \$3,000 per Annum.

4. 'The subsidy is at the rate of three thousand dollars (\$3,000) per annum, payable as follows: The sum of one thousand five hundred (\$1,500) on the first day of July, and the balance, viz., one thousand five hundred (\$1,500) on the completion of the service in each year during the continuance of this contract.

Carriage of Mails.

Clause 7 of the contract provides for the carriage of mails.

Description of Vessel Employed.

The SS. *Viking* was built at Astubula, U.S.A., in 1891, of wood, and registered at St. Andrews, N.B., in 1897; length, 75 feet 3 inches; breadth, 21 feet 1 inch; depth of hold, 6 feet 4 inches; net tonnage, 87; gross tonnage, 128; 17 nominal horse-power; speed, 9 knots.

Distances.

The distances on this route are given as follows:—

	Miles.
St. Stephen to St. Andrews	16
St. Andrews to Fairhaven.	8
Fairhaven to Indian Island.....	4
Indian Island to Eastport.....	2
Eastport to Welshpool.....	2
Welshpool to Wilson's Beach.....	4
Wilson's Beach to Leonardville.....	3
Leonardville to Richardsonville.....	2
Richardsonville to Lords Cove.....	1
Lords Cove to Le Tété	5
Lords Cove to Back Bay.....	7

SESSIONAL PAPER No. 10e

TRAFFIC RETURNS.

Calendar Year.	No. of Passengers Carried.	Tons of Freight Carried.	Live Stock.	Mails.	Subsidies Paid.
1907.	9,200	2,530	Not stated.....	Not stated	\$ 3,000
1908.	8,392	1,210	Nil	3,232 bags. 3½ sacks.	3,000
1909.	7,124	1,318	Nil	{ 4,980 bags. 78 sacks.	3,000
1910.	In. 2,980	215	Nil.	2,626 bags.	3,000
	Out 3,900	965	2,626 "	
	Total. 6,880	1,180	5,252 bags.	

167 round trips were performed during 1910.

226

SYDNEY AND BAY ST. LAWRENCE.

NORTH SHORE STEAMSHIP COMPANY, LIMITED.

Contract No. 33.

Vote 226.—Steam service during the season of 1911, between Sydney and Bay St. Lawrence, calling at way ports:

1910-11.	\$6,500
1911-12.	6,500

This service is performed by the North Shore Steamship Company, Limited, of Sydney, N.S., under terms of a contract bearing date June 2, 1910, and which expired on the close of navigation, 1910. The principal provisions, aside from those common to all contracts, are as follows:—

1. 'The contractors having on the opening of navigation next preceding the date of these presents, that is to say, as soon as the ice did permit of running, placed their steamer, the *Aspey*, of 350 gross tons and 200 net tons, on the routes between Sydney and St. Annes Bay and Bay St. Lawrence, and from that date having maintained and will continue to maintain with the said steamer the following service:—

Frequency of Service—Ports of Call.

' From the opening of navigation as aforesaid until the 15th day of June, and from the 15th day of October to the close of navigation, that is to say, until the ice will not permit of the running of a steamer over the routes, one full round trip each week between Sydney and St. Annes Bay, calling both going and returning at North Sydney, Breton Cove, Englishtown and North River; and one full round trip each week between Sydney and Bay St. Lawrence, calling both going and returning at North Sydney, Ingonish, Neils Harbour, Aspey Bay and Cape North; and from the 15th day of June until the 15th day of October two full round trips each week between Sydney and St. Annes Bay with calls as above given; and two full round trips each week between Sydney and Neils Harbour, calling both going and returning at North Sydney and Ingonish, one trip each week to be extended to Bay St. Lawrence with calls at Aspey bay and Cape North.

Changes in Service.

2. The minister may authorize any change or changes in the service as above defined as may not be inconsistent with the terms of the vote providing for the payment of the subsidy.

Termination of Contract.

3. 'This contract shall remain in force to the close of navigation in the present year 1910; that is to say, until the ice will not permit of the running of the steamer over the said route.

Calls at Government Wharfs.

4. 'In consideration of the subsidy herein stipulated the contractors agree to call at all government wharfs when such is practicable and when such wharfs are available.

Subsidy: \$6,500 per Annum.

5. 'The subsidy is six thousand five hundred dollars (\$6,500), payable in quarterly instalments, or the sum of sixteen hundred and twenty-five dollars (\$1,625), on the last days of the months of June, August and October, and on the completion of the service at the close of navigation in the present year.

Carriage of Mails.

Clause 8 of the contract provides for the carriage of mails.

Description of Vessel Employed.

The SS. *Weymouth*, above referred to, was built at Weymouth Bridge, N.S., in 1890, of wood, and registered at Pictou, N.S., in 1897. Length, 102 feet 7 inches; breadth, 19 feet; depth of hold, 7 feet 6 inches; net tonnage, 96; gross tonnage, 153; 27 nominal horse-power; speed, 10 knots.

Distances.

The distance between terminal points are as follows:—

Sydney to Neils Harbour, 47 miles.

Sydney to Bay St. Lawrence, 75 miles.

Sydney to St. Anne's Bay, 37 miles.

TRAFFIC RETURNS.

Calendar Year.	No. of Passengers Carried.	Tons of Freight Carried.	Live Stock.	Mails.	Subsidy Paid.
1907	2,766	1,567	Not stated.....	Nil.	\$ 1,500
1908.....	3,863	1,945	183	Nil.	1,500
1909.....	In..... 1,325 Out..... 1,550	75 400	Nil.....	Nil.....	
	Total.. 2,875	475			6,500
1910.....	In... .. 1,135 Out..... 980	155 490	80 Nil.....	Nil.	6,500
	Total. 2,115	645	80		

116 round trips were run during 1910.

SESSIONAL PAPER No. 10e

227

SYDNEY AND WHYCOCOMAGH.

BRAS D'OR STEAMBOAT COMPANY, LIMITED.

Contract No. 34.

Vote 227.—Steam service during the season of 1911, between Sydney and Whycomagh.

1910-11	\$3,000
1911-12	\$3,000

This service is performed by the Bras d'Or Steamboat Company, Limited, of North Sydney, N.S., under terms of a contract bearing date June 24, 1910, and which expired on the close of navigation, 1910. The principal provisions, aside from these common to all contracts, are as follows:—

1. 'The contractors having on the opening of navigation in the year of these presents, that is to say, as soon as the ice did permit of the running of a steamer over the route, placed their steamer, the *Marion*, on the route between Sydney and Whycomagh, and having maintained, will continue to maintain with the said steamer or some other steamer satisfactory to the minister, the following service:—

Frequency of Service—Ports of Call.

1. 'From the opening of navigation to the 15th of June, and from the 15th of October to the close of navigation in each year, two full round trips each week; and from the 15th of June to the 15th of October three full trips each week, between Sydney and Whycomagh, calling both going and returning at North Sydney, Big Bras d'Or, New Campbellton, Boularderie, Ross Ferry, Big Harbour, Kemp Head, Baddeck, Washabuck Centre, Nyanza and Little Narrows.

Change in Service.

2. 'The minister may authorize any change or changes in the service as above defined as may not be inconsistent with the terms of the vote providing for the payment of the subsidy.

Termination of Contract.

3. 'This contract shall remain in force only until the close of navigation as hereinbefore defined, unless continued for another year at the option of the minister, who hereby reserves the right to exercise such option.

Government Wharfs.

4. 'In consideration of the subsidy herein stipulated the contractors agree to call at all government wharfs when such is practicable and when such wharfs are available.

Subsidy: \$3,000 per Annum.

The subsidy is three thousand dollars (\$3,000) payable, one-half, or the sum of one thousand five hundred (\$1,500) on the 15th of August and the balance, or the sum of one thousand five hundred (\$1,500) on the completion of the service, as herein set forth.

Carriage of Mails.

Clause 8 of the contract provides for the carriage of mails.

Description of Vessel Employed.

The service is now performed by the ss. *Marion*, built at New York in 1876, of wood, and registered at Halifax in 1883; length, 145 feet; breadth, 26 feet 5 inches; depth of hold, 8 feet; net tonnage, 269; gross tonnage, 478; 50 nominal horse power; speed, 11 knots.

Distance.

The distance between Sydney and Whoccomagh is 75 miles.

TRAFFIC RETURNS.

Calendar Year.	Number of Passengers Carried.	Tons of Freight Carried.	Live Stock.	Mails.	Subsidies Paid.
1907.....	4,032	1,241	Not stated.	Nil.	\$1,000
1908.....	4,007	1,242	2,860	Nil.	1,000
1909.....	In.... 2,110 Out... 2,386	763 674	2,920 182	Nil.	2,000
	Total 4,496	1,437	3,102		
1910.. .. .	In ... 3,067 Out... 2,982	896 507	4,094 132	Nil	3,000
	Total 6,049	1,403	4,226		

82 round trips were run during 1908, 85 in 1909, and 88 in 1910.

VICTORIA AND SAN FRANCISCO.

PACIFIC COAST STEAMSHIP COMPANY.

Contract No. 10.

Vote 228.—Steam service between Victoria and San Francisco.

1910-11..	\$3,000
1911-12..	\$3,000

SESSIONAL PAPER No. 10e

This service is one sense run under the terms of the Act of Confederation, which provided that a steam service should be maintained between Victoria and San Francisco, which, at that time, was the only mode of travel or of transportation of mails; but for some years past the necessity for the service as a mail route has ceased to exist, as letter mails are invariably carried by rail, and only small quantities of newspapers and similar matter are carried by the steamers.

The service at present is run by the Pacific Coast Steamship Company of San Francisco, represented by Messrs. R. P. Rithet & Co., Ltd., Victoria, B.C., under terms of a contract bearing date February 23, 1910, and which expires March 31, 1913. The principal provisions, aside from those common to all contracts, are as follows:—

Period of Contract.

1. The contractors will, on or before the first day of April in the present year, place their steamers, the *Queen*, of 2,727 tons; the *City of Puebla*, 2,623 tons, and the *Umatilla*, of 3,069 tons register, or such other steamers as may be from time to time approved by the minister, on a route between the city or port of San Francisco aforesaid and the city or port of Victoria also aforesaid, and will from and after the said date establish and maintain a regular service between the cities or ports aforesaid, sailing from and returning to each at intervals of not less frequency than seven days, and carry on such service until the thirty-first day of March, one thousand nine hundred and thirteen, unless this contract is sooner terminated under the provisions of section 16 thereof, or unless the said steamers should, prior to that date, discontinue regular calls at Victoria aforesaid, in which case this contract shall thereupon determine and cease to have effect.

Subsidy: \$3,000 per Annum.

The subsidy is at the rate of three thousand dollars (\$3,000) per annum, payable as follows, viz.: \$1,000 on the first days of August and December next following the date of these presents, and \$1,000 on April 1, 1911, and continue the said payments upon the first days of the said months occurring during the further continuance of this contract.

Carriage of Mails.

Clause 4 of the contract provides for the carrying of mails.

Description of Vessels Employed.

NAME.	DIMENSIONS.			TONNAGE.			PASSENGER ACCOMMODATION.		Refrigerator Space C. ft.	N. H. P.	Speed, Knots.	BUILT		
	Length.	Breadth	Depth.	Net.	Gross.	Capac-ity.	1st Class.	2nd Class.				At	In	Of
	Ft.	Ft.	Ft.											
Queen.....	331	38	12	1,672	2,728	2,000	225	125	Nil.	479	14	Philadelphia, Pa....	1882	Iron.
City of Puebla	320	38·6	26	1,713	2,624	1,800	175	100	Nil.	477	15	Philadelphia, Pa....	1881	Iron.
Umatilla.....	310	40·6	22	2,168	3,070	2,000	165	125	Nil.	336	14	Chester, Pa.....	1881	Iron.

Distance.

The distance between Victoria, B.C., and San Francisco, U.S.A., is 750 miles.

TRAFFIC RETURNS.

Calendar Year.	Number of Passengers Carried.	Tons of Freight Carried.		Live Stock Carried.	Mails Carried.		Subsidy Paid.
1907.....	In..... 902	.	4,747	} Nil.	Not stated.		\$3,000 00
	Out..... 1,146		2,021				
	Total... 2,048		6,768				
1908.....	In... 1,801 Out... 871	Weight	Meas.	Nil. Nil.	Lock	Tied	3,000 00
					Bags.	Bags.	
	Total.. 2,672	4,609	1,000	Nil.	27	
		630	230	Nil.	52	
1909.....	In..... 1,114 Out... 816	1,538	5,000	Nil.	Nil.	Nil.	3,000 00
		2,163	5,225	Nil.	
1910.....	In..... 1,125 Out..... 845	1,500	6,000	Nil.	Nil.	Nil.	3,000 00
		2,130	6,230	

57 round trips were performed during 1909, and 55 during 1910.

VICTORIA, VANCOUVER, WAYPORTS AND SKAGWAY.

CANADIAN PACIFIC RAILWAY COMPANY.

Contract No. 28.

Vote 229.—Steam service between Victoria, Vancouver, way ports and Skagway.

1910-11.....	\$12,500
1911-12.....	\$12,500

This service is performed by the Canadian Pacific Railway Company under terms of a contract bearing date July 7, 1910. This contract will expire on March 31, 1911.

The principal provisions, aside from those common to all contracts are as follows:—

SESSIONAL PAPER No. 10e

1. The contractors having prior to the first day of July last past placed steamers necessary to properly perform the services hereinafter specified, and of a class as regards size, speed and equipment satisfactory to the minister; and having from that date, and will hereafter during the continuance of this agreement, perform a service as follows, viz:--

Between Victoria in the province of British Columbia, and Skagway in Alaska, calling at Vancouver, Port Essington, Prince Rupert, Port Simpson and Ketchikan.

Sailings.

2. There shall be run between the terminal ports hereinbefore mentioned during the period covered by this agreement four complete round trips during each of the months of July, August, September and October, two complete round trips during each of the months of November, December, January and February, and not less than three complete round trips during the month of March. The days of sailing from Victoria shall be such as are approved by the minister and in the event of change such change shall be duly advertised at least two weeks in advance.

Calls at American ports.

Clause 3 provides that calls may be made at the American ports herein stipulated in Alaska, on outward trips only.

Termination of Contract.

4 This agreement shall remain in force and have effect until March 31, 1911, unless sooner terminated under the provisions of section 19 hereof.

Mails.

Clause 7 provides for the carriage of mails without further payment than the subsidy herein provided for, or already further provided for by the Post Office Department.

Subsidy: \$12,500 per annum.

20. Subsidy is payable at the rate of \$12,500 per annum, in equal instalments of \$3,125, on the first days of October, January and April occurring during the nine months period covered by the contract.

Description of Vessels Employed.

NAME.	DIMENSIONS.			TONNAGE.			PASSENGER ACCOMMODATION.			Refrigerator Space.	N. H. P.	Speed, Knots.	BUILT		
	Length.	Breadth	Depth.	Net.	Gross.	Capacity.	1st Class.	2nd Class.	3rd Class.				At	In	Of
	Ft.	Ft.	Ft.							C.F.					
Princess Charlotte..	330·0	46·7	23·7	1,999	3,844	500	274	795	20	Glasgow	1908	Steel.	
Princess Victoria..	300·0	40·5	15·2	428	1,943	400	168	60	434	20	North Shields...	1903	"	
Princess Ena..	195·1	38·2	14·8	827	1,368	250	75	12	Garstón, Eng...	1907	"	
Princess May.	249·0	33·2	17·7	892	1,717	500	160	70	287	15	N'castle-on-Tyne	1888	"
Princess Beatrice..	193·4	37·4	15·2	635	1,290	250	100	100	15	Victoria, B.C...	1903	Wood	
Princess Royal..	228·0	40·0	16·6	981	1,997	450	154	60	302	15	"	1907	"	
Charmer.....	200·0	42·0	12·9	497	1,044	300	90	188	13	San Francisco, U.S.	1886	Steel.	
Amur.....	216·0	28·1	11·2	370	907	300	60	60	170	12	Sunderland.....	1890	"
Otter.....	128·0	24·5	11·0	232	366	250	64	60	24	10	Victoria, B.C...	1900	Wood

Distances.

Victoria to Vancouver..	Knots.
Vancouver to Port Essington..	73
Port Essington to Prince Rupert..	472
Prince Rupert to Port Simpson..	27
Port Simpson to Ketchikan..	36
Ketchikan to Skagway..	66
	307
	981

SESSIONAL PAPER No. 10e

TRAFFIC RETURNS.

Calendar Year.	Number of Passengers Carried.			Tons of Freight Carried.		Live Stock.	Mails.		Subsidies Paid.
1907.....North.	5,448			12,154		Not stated.....	Not stated.....		For all routes, including Vancouver Island service. \$ 17,500
South.	5,738			5,523					
Total... ..	11,206			17,677				
1908.... ..	27,625			23,446		264	13,281		4,375
	1st class.	2nd class.	3rd class.	Tons Weight.	Tons Meas.		Lock Bags.	Tied Sacks.	
1909.....North.	13300	2182	957	20,395	42	120	3,926	5,897	} 17,500
South.	10046	2245	1279	5,345	290	10	2,452	2,470	
Total.....	23346	4427	2236	25,740	332	130	6,378	8,367	
Grand total, passengers.....	30009			Freight.	26,072				
* 1910....North.	5391	996	412	10,329	50	519	2,257	2,813	} 9,327 (to Sept. 30, 1910.)
South.	4661	850	268	2,207	5	72	1,267	1,306	
Total.....	10052	1846	680	12,536	55	591	3,524	4,119	
Grand total, passengers.....	12574			Freight.	12,591				

* During 1910 Route 'A' only was subsidized; during previous years both 'A' and 'B' have been included in the above figures. This is the cause of the smaller amount of traffic shown during 1910.

230

VICTORIA AND WEST COAST VANCOUVER ISLAND.

CANADIAN PACIFIC RAILWAY COMPANY.

Contract No. 63.

Vote 230.—Steam service between Victoria and West Coast Vancouver Island.

1910-11..	\$5,000
1911-12..	5,000

This service is performed by the Canadian Pacific Railway Company, under terms of a contract bearing date April 7th, 1910, which expires on March 31, 1911. Its principal provisions are as follows:—

Sailings.

1. The Contractors having on the first day of April last past placed steamers necessary to properly perform the services hereinafter specified, and of a class as regards size, speed and equipment satisfactory to the minister, and having from that date will hereafter during the continuance of this agreement run the same on and over the routes and in manner as follows, viz.:—

Four complete round trips each month from April to September both inclusive, the sailings during the said months to be every Tuesday, viz.:—Two trips from Victoria to Clayoquot and way ports; one trip from Victoria to Quatsino including Clayoquot and way ports; one trip from Victoria to Holberg including Quatsino, Clayoquot and way ports; for the balance of the year, three complete round trips each

month—one to Holberg and way ports, including Quatsino, one to Quatsino including way ports and one to Clayoquot.

Leaving Victoria the ports of call shall be as follows:—Port Renfrew, Carmanah, Clo-oose, Bamfield, New Alberni, Sechart, Ucluelet, Clayoquot, Christie School, Ahousat, Hesquot, Friendly Cove, Whaling Station, Kyuquot, Winter Harbour, Quatsino and Holberg. If sufficient business offers, calls shall be made at Dodges Cove, Uchucklesit, Port Hughes and Neuchatlitz.

Termination of Contract.

2. This agreement shall remain in force and have effect until March 31, 1911, unless sooner terminated by mutual consent or under the provisions of Section 16 hereof.

Mails.

Clause 4 of the contract provides for the carriage of mails.

Subsidy: \$5,000 per Annum.

17. Subsidy is payable at the rate of \$5,000, payable in quarterly instalments of \$1,250, on the last day of the months of June, September, December and March during the continuance of this contract.

Distances.

	Knots.
Victoria to Port Renfrew.	54
Port Renfrew to Carmanah.	15
Carmanah to Cla-oose.	5
Cla-oose to Bamfield.	25
Bamfield to New Alberni.	34
New Alberni to Sechart.	34
Sechart to Ucluelet.	12
Ucluelet to Clayoquot.	26
Clayoquot to Christie's School.	3
Christie's School to Ahousaht.	9
Ahousaht to Hesquot.	36
Hesquot to Friendly Cove.	25
Friendly Cove to Whaling Station.	68
Whaling Station to Kyuquot.	11
Kyuquot to Winter Harbour.	45
Winter Harbour to Quatsino.	22
Quatsino to Holberg.	23

SESSIONAL PAPER No. 10e

DESCRIPTION OF VESSEL EMPLOYED.

NAME.	DIMENSIONS.			TONNAGE.			PASSENGER ACCOMMODATION.			Refrigerator Space	N.H.P.	Speed, Knots.	BUILT.		
	Length.	Breadth.	Depth.	Net.	Gross.	Capacity.	1st Class.	2nd Class.	3rd Class.				At	In	Of
	Ft.	Ft.	Ft.												
Tees.....	165	26	16	330	569	450	C. F	200	14	Thornaby-on-Tees.	1893	Steel.

TRAFFIC RETURNS.

Calendar Year.	Passengers Carried.			Tons of Freight Carried.		Live Stock.	Mails.		Subsidy Paid.	
	1st Class.	2nd Class.	3rd Class.	Tons Weight.	Tons Meas.		Lock Bags.	Tied Sacks.		
1907.....	North.	2,868	5,102	Not stated	Not stated..		Included in amount of \$17,500 paid under previous vote.	
	South.	3,169	3,897					
	Total.....	6,037	8,999					
1908		5,606	10,480	151	745	Included in amount of \$4,375 paid under previous vote.	
	1st Class.	2nd Class.	3rd Class.	Tons Weight.	Tons Meas.		Lock Bags.	Tied Sacks.		
1909.....	North.	1,823	1,019	..	1,060	5,487	44 } 19 }	1,064	972	Included in amount of \$17,500 paid under previous vote.
	South.	1,350	299	305	4,777	400				
	Total.....	3,173	1,318	305	5,837	5,887	63	1,064	972	
1910.	North.	2,267	445	286	2,013	736	19	630	423	\$3,750, (to Sept. 30, 1910).
	South.	2,425	572	309	2,244	5,631	43	749	575	
	Total.....	4,692	1,017	595	4,257	6,367	62	1,379	998	

SESSIONAL PAPER No. 10e

Manner of Conveyance of Mails.

5. 'Subject to the provisions of this agreement, the conveyance of the mails between Liverpool and Hong-Kong shall be effected by the company in the following manner :—

(1) 'On the journey from Liverpool to Hong-Kong, one of the mail ships shall put to sea from Liverpool at the time appointed by the Postmaster General, and shall proceed on her voyage to Halifax, St. John, Quebec or Rimouski (as the case may be). At Halifax, St. John, Quebec, or Rimouski (as the case may be) the company shall transfer the mails to one of the trains to be provided by the company. The said train shall forthwith start and shall proceed to the said port of Vancouver, stopping at such places as the company shall appoint. At the said port of Vancouver, the company shall transfer the mails to one of the mail ships, which shall then forthwith put to sea, and proceed on her voyage to Hong-Kong, touching or calling at the several ports or places hereinafter mentioned.

(2) 'On the journey from Hong-Kong to Liverpool: The service above described shall be reversed and the mails conveyed in manner aforesaid (*mutatis mutandis*) in the contrary direction.

(3) 'On both journeys: The company shall at each of the ports hereinafter specified at which the mail ships shall call or stop or from which they shall start, and at each of the places at which trains shall stop or from which they shall start, accept such mails as shall under the provisions hereof be there tendered to them for conveyance, and deliver thereat such mails as shall under the provisions hereof have been entrusted to them for such delivery.

Ports of Call in China and Japan.

6. On the voyages in both directions between Vancouver and Hong-Kong the mail ships shall call at Yokohama and Shanghai, and may also (at the option of the company) call at the ports of Victoria, Nagasaki, Shimidzu and Hiogo (Kobi), and at Amoy or other China or Japan ports.

Contract Time for the Conveyance of Mails.

7. 'All mails to be conveyed under the provisions of this agreement by such trains and mail ships respectively as aforesaid from Liverpool to the port of Hong-Kong, or from Hong-Kong to Liverpool, shall be so conveyed by the company during the continuance of this agreement within the complete and entire periods next hereinafter mentioned (that is to say) when the conveyance shall be by way of Quebec or Rimouski within a total period of 818 hours, and when the conveyance shall be by way of Halifax or St. John within a total period of 853 hours, which said periods respectively shall be calculated in the manner hereinafter mentioned or specified, and shall respectively include all stoppages of the mail ships and trains.

Conveyance of Mails between United Kingdom and Canada.

11. 'In addition to the services above described the company shall, without further payment than the subsidy hereinafter mentioned, convey by any of their steamships or other vessels plying between any port or ports in the United Kingdom and any port or ports in the Dominion of Canada any mails which the Postmaster General may tender for conveyance by such vessels between any ports or places (including ports of departure and destination) on the routes thereof respectively.

Subsidy: £45,000 per annum.

39. 'In consideration of the covenants and agreements herein contained and on the part of the company to be observed and performed, and of the due and faithful performance by the company of all the services under this agreement, there shall be payable to the company during the continuance of this agreement (out of such aids or supplies as may from time to time be appropriated by parliament for that purpose) a yearly subsidy or sum after the rate of £45,000 per annum, or (in the event of any such default or failure as hereinafter mentioned) so much of the said subsidy or sum as shall remain payable in respect of any year after making such deductions therefrom (if any) as hereinafter in that behalf mentioned in respect of any such default or failure.

Deductions from Subsidy.

40. 'If at any time the company fail to provide a mail ship at the port of Liverpool or Hong-Kong, ready to put to sea, on and at the appointed day and hour, or if such mail ship fail to start or put to sea on and at the appointed day and hour or so soon thereafter (regard being had to practical considerations) as the anchor of the mail ship can be weighed or the ship loosed from her moorings, then and so often as any such default shall happen there shall be deducted from the subsidy which would in the absence of any such default be payable to the company for the current year the sum of £500, and also the further sum of £100 for every successive 24 hours which shall elapse until such mail ship actually starts or proceeds to sea on the appointed voyage in pursuance of this agreement. Provided always, that the total amount of the sums deducted as last aforesaid shall not in the aggregate exceed by a sum greater than the sum of £500, that part of the said subsidy of £45,000 for the current year which shall be applicable to the whole journey, reckoned from the port of departure to the port of arrival, in respect of which default shall have been made.

41. If at any time or times the mails shall not be conveyed from Liverpool to Hong-Kong or from Hong-Kong to Liverpool as aforesaid within the respective periods of transit hereinbefore stipulated in that behalf, then and so often as the same shall happen there shall be deducted from the subsidy, which but for this provision would have been payable to the company for the current year a sum of £100 for every complete period of 12 hours by which the time actually occupied in the conveyance of such mails shall have exceeded the period of transit hereinbefore stipulated in that behalf respectively. Provided always, that the total amount of the sums deducted in respect of any such default or failure as hereinbefore mentioned in the delivery of mails shall not exceed that part of the said subsidy of £45,000 for the current year, which shall be applicable to the journey in respect of which such default or failure occurs.

Provided also, that no such deductions as in this clause mentioned shall be made in respect of any such default or failure as aforesaid if the company shall prove to the satisfaction of the Postmaster General that such default or failure arose from any cause or causes altogether beyond the control of the company.

Manner and Time of Subsidy Payments.

43. (1) 'Subject to the provisions herein contained, the said subsidy shall be paid by equal quarterly payments on or as soon as conveniently may be after the days hereinafter in this article mentioned.

(2) 'All accounts in relation to the said subsidy, and any deduction therefrom or additions thereto as hereinbefore provided, shall be made out and settled quarterly up to and on or as soon as conveniently may be after the 31st day of March, the 30th day of June, the 30th day of September and the 31st day of December in each

SESSIONAL PAPER No. 10e

year, and the amount or balance (if any) which shall be justly due to the company on each such quarterly account shall be paid by the Postmaster General out of such aids or supplies as aforesaid upon the settlement of such account; and for the purposes of such accounts, and subject as aforesaid the said yearly subsidy of £45,000 or any increased or decreased subsidy which may become payable under or by virtue of any of the provisions herein contained shall be deemed to accrue from day to day subject to the liability of the same to be altered by such additions or deductions as aforesaid.

Termination of Agreement.

44. 'This agreement shall be deemed to have commenced on the 7th day of April, 1908, and shall continue in force until the 6th day of April, 1911, and shall then absolutely determine.

Canadian Proportion of Subsidy.

'Of the above-mentioned subsidy of £45,000 per annum, Canada contributes £25,000 and Great Britain £20,000.

Description of Vessels Employed.

NAME.	DIMENSIONS.			TONNAGE.			PASSENGER ACCOMMODATION.			Refrigerator Space.	N. H. P.	Knots, speed.	BUILT.			
	Length.	Breadth.	Depth.	Net.	Gross.	Capacity.	1st Class.	3rd Class.	4th Class.				At	In	Of	
	Ft.	Ft.	Ft.							Cu. Ft.						
Empress of India.	455.6	51.2	33.1	3,032	5,934	3,000	200	40	1,000	Nil.	1,167	15	Barrow	1891	Steel.	
Empress of China.	455.6	51.2	33.1	3,046	5,947	3,000	200	40	1,000	Nil.	1,167	15	Barrow	1891	Steel.	
Empress of Japan.	455.6	51.2	33.1	3,039	5,940	3,000	200	40	1,000	Nil.	1,167	15	Barrow	1891	Steel.	

Distances.

The distances from—

	Miles.
Vancouver to Yokohama is.....	4,283
Yokohama to Kobe is	346
Kobe to Nagasaki is.....	384
Nagasaki to Woosung is	448
Woosung to Hongkong is.....	810
Total—Vancouver to Hongkong	6,271

TRAFFIC RETURNS.

Calendar Year	Number of Passengers Carried.			Tons of Freight Carried.		Live Stock.	Mails.		Subsidy Paid.
	1st Class.	3rd Class.	4th Class.	Weight	Meas.		Lock Bags.	Tied Sacks.	
1908.... In....	706	622	6,242	12,256	29,018	Nil.	7,690	Nil.	} \$ 108,770 00
Out....	576	245	3,943	9,040	13,092	Nil.	18,043	Nil.	
Total....	1,282	867	10,185	21,296	42,110	25,733	
1909.... In....	583	607	4,868	12,659	Nil.	Nil.	} 18,158	7,382	\$ 121,301 64
Out....	523	160	3,371	14,053					
Total....	1,106	767	8,239	26,712					
1910.... In....	955	772	6,086	2,205	54,368	Nil.	7,576	1,909	\$ 121,666 26
Out....	623	170	3,889	8,747	18,170		20,557	2,129	
Total....	1,578	942	9,975	10,952	72,538 and 2,828,034 ft. lumber.		28,133	4,038	

19½ round trips were performed in 1910.

AUTHORIZED BY STATUTE.

(8-9 Edward VII., Chapter 36.)

CANADA AND FRANCE.

Contract No. 32.

H. AND A. ALLAN.

1910-11.....	\$200,000
1911-12.....	\$200,000

This service is performed by Messrs. H. and A. Allan, of Montreal, under terms of a contract bearing date of October 12, 1909, which expires on the opening of navigation in 1911. The principal provisions, aside from those common to all contracts, are as follows:—

Service—Speed.

1. The contractors owning and controlling in their capacity aforesaid, the steamships *Pomeranian*, *Sardinian*, *Corinthian* or *Sicilian*, will establish upon the opening of navigation in the year next succeeding the date of these presents (and with the assistance of such other steamships as may be approved by the minister) and from that time maintain for one year a regular direct steamship service between a port or ports in the Dominion of Canada and a port or ports in France, with the option upon the part of the contractors of extending each eastbound voyage to a port or ports in Great Britain as hereinafter defined with not less than three steamships, each of which shall not be less than 3,000 tons gross register, with a carrying capacity

SESSIONAL PAPER No. 10e

of 4,500 tons available for agricultural products, merchandise and all other kinds of freight, each of which shall also be fitted with such amount of cold storage accommodation and under such regulations as the minister may require, and thereafter during the continuance of this contract to be at all times subject to the approval of the minister. The speed of the said steamers at sea when loaded and while so employed shall be during the term of this contract a minimum of not less than ten knots per hour, such steamer to be fully equipped in the most approved and modern style.

Ports of Call.

2. 'It is understood and agreed that during the season of open navigation on the River St. Lawrence covered by this contract, the terminal ports in Canada shall be Montreal or Quebec, and during the season of closed navigation on the St. Lawrence such terminal ports shall be Halifax or St. John, at contractors' option, subject to the approval of the minister; and it is understood and agreed that the ports of call in France upon each eastbound and westbound trip shall be Cherbourg or Havre, or both, at the option of the contractors, and each eastbound trip to be extended at the option of the contractors to a port or ports in Great Britain; provided, however, that in any event the first port of call after leaving Canada shall be a port in France and that the last port of departure for Canada shall also be a port in France.

Frequency of Service.

3. 'It is understood and agreed that the number of round voyages from France to Canada and return as herein stipulated during the continuance of this contract shall not be less than fifteen yearly; that is to say, that during the months of May to November, inclusive, in each year there shall be run not less than two full round voyages each month and during the remaining months of December to April, inclusive, the remaining voyages shall be performed; such service to be regular and uninterrupted with sailings on such fixed dates as may be approved of by the minister, and such dates shall be by the contractors regularly advertised at least two weeks in advance of every such sailing. It is further understood and agreed that at the option of the contractors the number of round voyages from France to Canada and return as herein stipulated may be increased to a maximum of thirty per annum, such additional voyages, if run, to be run regularly with sailings on such fixed dates as may be approved by the minister, and such dates shall be by the contractors regularly advertised as hereinbefore provided.

Subsidy: At the rate of \$5,555.55 to \$6,666.65 for each round voyage, but not to exceed \$200,000 per Annum.

4. The subsidy is at the rate of \$5,555.55 for each round voyage completed at an average speed of 10 knots, and \$555.55 extra for each knot exceeding an average speed of 10 knots per hour, up to and including an average speed of 12 knots; provided, however, that the total amount of subsidy to be claimed or paid for the said one year's service shall not exceed the sum of \$200,000, such subsidy being payable in quarterly instalments on the first day of each of the months of July, October, January and April, occurring during the continuance of this contract. Provided also that it is the true intent and meaning of these presents that the contractors shall have no claim to payment of any instalment of subsidy or any part thereof unless up to the time of such instalment becoming due, as herein stipulated, the service herein described and defined has been fully and faithfully performed, and unless all the provisions and stipulations

as to freight and freight rates and dates of sailing have been in all respects faithfully observed and carried out according to the true intent and meaning of these presents; it being understood and agreed that, in the event of any of the said steamers being at any time so disabled as to necessitate their being docked for repairs, the failure to perform the terms of this contract during such accident and the time reasonably occupied in such repairs, shall not be taken as a default or breach of the stipulations of this contract, or subject the contractors to deductions from the amount of subsidy, if any, payable for any voyage delayed in consequence of such docking for such repairs, but there shall be no claim for nor payment of any subsidy in respect of any voyage not actually performed.

Speed Calculations.

5. It is further understood and agreed that the average speed referred to in clause 4 shall be computed on the basis of the elapsed time of the round voyage, less delays by reason of fog and ice only, or in the case of heavy weather as hereinafter in this clause provided, and the distance shall be taken to be the actual mileage shown by the logs of the respective steamships.

(a) The average speed shall be computed to the nearest quarter of a knot in favour of the contractors.

(b) No additional subsidy shall be paid for a higher speed than 12 knots.

Notwithstanding any other provisions in this contract, no allowance for heavy weather shall be considered in calculating the speed during any one round voyage for any heavy weather delays less than a total of twenty hours; but the elapsed time shall be taken in calculating the said speed. In the case of any delays for heavy weather amounting to twenty hours or more upon any round voyage, the minister may in his discretion eliminate such additional time in calculating the said speed upon satisfactory evidence of such delays being submitted to the minister in writing.

Freight Rates.

7. 'It is hereby agreed that the rates charged for freights to or from any Canadian port included in this contract shall not exceed the rates charged by regular passenger steamers to or from New York, Boston and Portland, to or from the port of Havre, and the minister may at any time, if he deems it advisable, and after sufficient notice to the contractors, revise the rates to be charged on all classes of goods, such revision to be in all cases consistent with a fair and sufficient remuneration for the services performed by such steamers, and the contractors shall carry between the ports hereinbefore named, on all voyages of the said steamships employed under the terms of this contract, all freights that may be offered or that can be reasonably procured at rates which shall not be in excess of the aforesaid rates, and in no case shall any discrimination be made as regards rates or otherwise, directly or indirectly against Canadian merchants or shippers, who shall always have precedence for their freight and goods over all other merchants and shippers.

Freight booked to Halifax or St. John to be delivered to Intercolonial Railway.

7. 'It is hereby agreed by the contractors that, as the aid herein expressed and provided for by the government is for the express purpose of encouraging the development of Canadian trade and the transportation of Canadian goods through Canadian channels, the company accepts the aid on these conditions, and agrees that all freight booked or carried by the said steamships from a port in France, and during the time these ships make Halifax or St. John their terminal port, shall,

SESSIONAL PAPER No. 10e

when not otherwise routed by shippers or consignees, be delivered to the Intercolonial Railway at Halifax or St. John for shipment to final destination in Canada, provided that the rates demanded by the Intercolonial Railway shall not be in excess of the rates charged by any other railway company from said ports to final destination in Canada.

Passengers for Quebec and Maritime Provinces to be delivered to Intercolonial Railway at Halifax—Freight for France to be carried by Intercolonial Railway.

Contractors are to hand over to the Intercolonial Railway at Halifax passengers for points in the maritime provinces or the province of Quebec, providing the routing of such passengers is controlled by the contractors, and that they are not otherwise routed. It is further agreed that the contractors, through their agents in Canada shall use all and every effort to have all such freight for export as may be secured by them for a port in France at which the subsidized line may call, delivered to the Intercolonial Railway at Montreal.

Trade Commissioners.

Clause 9 provides for free transportation of Canadian Trade Commissioners, their wives, children and household effects, and also of Canadian commercial agents, when such commissioners and agents are travelling upon official duties.

Carriage of Mails.

Clause 11 of the contract provides for the carriage of mails.

Calls at Foreign Ports.

17. 'The steamers employed in carrying out the provisions of this contract shall not on any voyage, either outwards or homewards, call at any foreign port not specified in this contract.

Description of Vessels Employed.

NAME.	DIMENSIONS.			TONNAGE.			PASSENGER ACCOMMODATION.			Refrigerator Space.	N. H. P.	Speed, Knots.	BUILT			
	Length.	Breadth.	Depth.	Net.	Gross.	Capacity.	1st Class.	2nd Class.	3rd Class.				At	In	Of	
																Ft.
Corinthian.	430	54	2 23	2	4,046	6,270	5,146	32	170	800	12,732	447	12	Belfast.	1900	Steel.
Sicilian.	430	54	2 28	2	3,963	6,229	5,157	32	170	800	14,966	442	12	Belfast.	1899	Steel.
Sardinian.	400	42	3 34	6	2,788	4,349	4,324	Nil.	147	424	7,500	316	11	Greenock.	1875	Iron.
Pomeranian.	381	43	8 33	1	2,700	4,207	3,127	Nil.	120	548	16,211	316	11	Hull.	1882	Iron.

1 GEORGE V., A. 1911

The distance between Havre and Halifax is given as 2,705 miles; between Havre and Montreal as 3,041 miles.

TRAFFIC RETURNS.

Calendar Year.	Number of Passengers Carried.		Tons of Freight Carried.		Live Stock.	Mails.	Subsidies Paid.
1907.....	East.....	1,078	9,440		Not stated.....	Not stated.....	\$111,111.00
	West.....	3,612	15,033				
Total.....		4,690	24,473				
	Second Class.	Third Class.	Weight.	Meas.			
1908.....	1,056	1,813	19,231	5,534	Nil.	1 bag.	\$136,110.98 (For Calendar year 1908).
1909.....	East..	704	1,463	6,749	Nil.	15 bags.	\$136,110.98
	West..	412	410	8,215			
Total.....		1,116	1,873	14,964			
1910.....	East..	606	349	9,442	Nil.	9 Nil.	\$190,832.96
	West..	989	2,432	10,123			
Total.....		1,595	2,781	19,565			

SOME CLAUSES COMMON TO ALL CONTRACTS.

NOTE.—Some of the principal sections common to all contracts, and as such hereinbefore frequently referred to, read as follows:—

Proof of Performance of Service to be Furnished.

‘The contractors shall furnish and establish at their own expense the necessary agents required for the efficient performance of this contract, and shall with diligence, as soon after the completion of each voyage as may be, furnish to the minister full and complete copies of the manifests of the cargoes and lists of passengers carried on each voyage, duly certified by the proper officers of customs, and also such other documents, information and evidence as may be reasonably required by the minister to show the volume, extent and value of the trade carried on by the said steamers, and the full performance on their part of the services, requirements and conditions of this contract in order to enable him to judge as to whether the terms of this contract have been or are being fully and faithfully carried out and complied with, within the true intent and meaning thereof, and his decision in that respect shall be binding, final and conclusive; and the furnishing of such certificates, documents and evidence as hereinbefore specified shall be a condition, precedent to the payment of the subsidy herein provided for, or any portion thereof, and if in the opinion of the minister, all the terms of this contract have not been fully complied with by the contractors he may deduct from the subsidy otherwise payable such portion thereof as he may deem fit

SESSIONAL PAPER No. 10e

and proper, taking into consideration all the circumstances connected therewith, and the contractors shall at all times during the continuance of this contract well and faithfully abide by and conform to all such requirements as may be made by the minister with regard to the said steamers in the performance of this contract.

British Subjects.

It is further understood and agreed by the contractors, that two-thirds of the total number of officers, engineers, stewards, crew or other employees whatsoever upon the steamships engaged in the performance of the service herein contracted for, shall be British subjects, but the non-observance of this clause shall not constitute a violation of this contract in such individual cases as may from time to time be approved by the minister in writing.

Equipment of Steamers.

'The steamers to be employed as herein specified, shall at all times during the continuance of this contract be fully seaworthy, well-officered, manned, victualled, equipped, provided and furnished, having regard to the service which the contractors have hereby undertaken to perform; and shall have ample and suitable accommodation for the passengers, mails and freights to be carried over the routes specified; and shall, at all times, carry boats and life-saving appliances in compliance with the law, and shall be in all respects subject to the approval of the minister.

Accommodation for Mails.

'The said steamers shall be provided with sufficient and convenient accommodation and protection for all such mails, to the satisfaction of the Honourable the Postmaster General of Canada for the time being, and the contractors shall further take all reasonable and necessary precautions for the protection of such mails while upon the said steamers or while in the contractors' charge or custody, from loss, damage or injury in any way, and the contractors shall be responsible for any loss or damage thereto caused by negligence or want of proper care or accommodation on the part of the contractors, their agents or servants, or on the part of the officers, employees or crew on board the said steamers, and this without regard to any question as to the legal liability of the Postmaster General to the owners of the articles of mail matter contained in such mails for damage or loss sustained in transit.

Definition of term 'Mails.'

'The expression "mails" for the purpose of this contract shall be deemed to mean and include all boxes, bags, baskets or packets of or containing letters, post cards, newspapers, parcels, books, or printed papers, and all other articles which under the Post Office Act and postal regulations for the time being in force are transmissible by post in Canada, without regard to place either of origin or destination, and also all empty bags, empty boxes and other receptacles, stores and articles used or to be used in carrying on the post office service, or which shall ordinarily be sent by or to or from the post offices.

No Letters except H. M. Mails to be Carried.

'The contractors shall not, nor shall any of their agents or servants, or officers or crew of the said steamers receive or permit to be received on board of the said

1 GEORGE V., A. 1911

steamers any letters for conveyance other than those contained in His Majesty's mails, or which are or may be privileged by law, nor the mails of any other country, except such as are specified by the Postmaster General of Canada, for the time being.

Government Officials to be Carried free of Charge.

The Honourable the Postmaster General of Canada, or the Honourable the Minister of Trade and Commerce for the time being, or any inspector or officer of the Post Office Department or of the Department of Trade and Commerce, who may in the execution of his duty travel in the said steamers, shall be carried free of charge.

Proper Accounts to be Kept.

The contractors shall keep full and proper accounts of and in connection with the working of this service, and shall keep such accounts separate and distinct from any other accounts of or connected with other branches of their business; and in any contingency which, in the opinion of the minister, may render such a course necessary, the contractors shall allow any officer or officers named by the minister free access to such accounts and all books, papers and documents connected therewith.

Substitutes for Disabled Steamers.

It is understood that if the said steamer shall be by peril of the sea or other unavoidable casualty, lost, destroyed or temporarily disabled from performing the voyages herein agreed to be performed according to the true intent and meaning of these presents, the contractors may in such case as soon as reasonably may be, having regard to the circumstances, replace the said steamer by another of equal class, speed, equipment, character and capacity to the satisfaction and approval of the minister in case the said steamer has been only temporarily disabled, and continue the service herein contracted for with such substituted or repaired steamer with as little delay as possible under all circumstances.

Freight and Passenger Tariffs—Proof of Performance of Service to be Furnished.

The contractors shall carry on each steamer running under this contract, according to its capacity, on all voyages, all the freight and passengers which may be reasonably offered or obtained, and at tariff rates, both as to passengers and freight, which may be from time to time approved by the minister; and the contractors shall furnish to the minister such documents, information and evidence as may be required by the minister, to show the volume, extent and value of the trade carried on by the said steamer, and such customs certificates, documents and evidence as may be necessary or as may be required by the minister to prove the performance of the service herein contracted for, and to enable the minister to judge as to whether this contract is being carefully and faithfully carried out and performed and the furnishing of such certificates, documents, information and evidence, as hereinbefore specified, shall be a condition precedent to the payment of the subsidy herein provided for or any portion thereof.

Deductions from Subsidy—Time-tables to be Furnished—Docking Disabled Steamers.

Provided, however, that it is the true intent and meaning of these presents that no amount or instalment of subsidy shall be payable or be paid at any time, unless it appears to the satisfaction of the minister that up to the time of such instalment becoming due, as herein stipulated, the service herein described and defined has been

SESSIONAL PAPER No. 10e

fully and faithfully performed, and that all provisions and stipulations as to freight and freight rates and dates of sailing have been in all respects faithfully observed and carried out, according to the true intent and meaning of these presents; and it is understood and agreed to be a further condition of these presents that the contractors shall at least two weeks prior to the first sailing under this contract furnish to the minister time-tables showing the proposed sailings, and upon the same being approved by the minister, they shall be duly advertised in such manner as he may direct; and it is also agreed that in case either of the steamers herein named, or a substituted steamer sanctioned by the minister, does not sail from a terminal port as herein specified within forty-eight hours of the date fixed by such time-tables, there shall be deducted from the amount of subsidy payable for such voyage a sum equal to one-tenth of the amount otherwise payable for the performance of such voyage, and so in proportion for further delays or failure to sail from such terminal port. Provided, however, that the minister may authorize any vessel to sail either at an earlier or a later date than that specified in such time-tables should he for any reason deem it advisable to do so; It being understood and agreed that, in the event of any of the said steamers being at any time so disabled as to be obliged to be docked for repairs, the failure to perform the terms of this contract owing to such accident and for the time reasonably occupied in the repair of the damaged steamer, shall not be taken as a default or breach of the stipulations of this contract, or subject the contractors to deductions as above from the amount of subsidy, if any, payable for any voyage delayed in consequence of such docking for repairs, but there shall be no claim for nor payment of any subsidy in respect of any voyage not actually performed.

Carriage of Mails.

'The contractors shall during the performance of this contract, convey on each and every trip of the steamers performing the aforementioned services, both on outward and homeward voyages, all such mails as shall be tendered to the proper officers or persons in that behalf on the said steamers by or on behalf or under the direction of the postal authorities of Canada, or those at the terminal ports or ports of call herein referred to, and shall deliver all such mails at their proper destinations at the terminal port or ports of call above referred to; and the expenses of carrying such mails from the post offices or railway stations to the steamers and from the steamers to the post offices or railway stations at the terminal ports and at the ports of call shall be borne by the contractors, who will be subject to all general and special regulations now or hereafter existing during the continuance of this contract in connection with the postal service. For the conveyance of all such mails no payment shall be made or required over or beyond the amount of subsidy herein mentioned or provided for.

Freight and Passenger Rates to be Approved by the Minister.

'The contractors shall at least three weeks prior to the first sailing under this contract, furnish to the minister a schedule of the freight rates proposed to be charged between the different ports on both east and west bound trips, which schedule shall be subject to the approval of the minister, and after being approved by him shall not be changed except with his consent; and the minister may at any time, if he deem it advisable, fix the maximum rates to be charged on any article or class of goods; and the contractors shall carry between the ports hereinbefore named, on all voyages of the said steamships employed under the terms of this contract, all passengers or freight that may be offered or that can be reasonably be procured, at rates which shall not be in excess of such maximum rates as fixed by the minister, should he deem it advisable to so fix such maximum rates, and in no case shall any discrimination be

1 GEORGE V., A. 1911

made as regards rates, or otherwise, directly or indirectly, against Canadian merchants or shippers, who shall always have precedence for their freight and goods over all other merchants and shippers; and it is agreed and understood that the freight rates on east-bound trips, sailing from _____ or _____, as hereinbefore provided, on through bills of lading to _____ from any place in the provinces of Ontario and Quebec, or from any Canadian points farther west, shall in no case be greater than from the same place to _____ via any United States route or port; and on west-bound trips the rates from _____ to any place in Ontario or Quebec, or other Canadian points farther west, shall be as favourable as via any United States route or port to the same place; and it is further understood and agreed that the said steamers shall not carry between the ports of _____ or _____ and _____ aforesaid, on any voyage run under the terms of this contract, either deals or lumber or timber to a greater extent than fifty per cent of the total quantity of the cargo carried on such voyage, and such quantity only in case other Canadian products are not offering or cannot be obtained. Provided, however, that in the event of other cargo not being obtainable, satisfactory evidence of that fact being furnished to the minister, then the contractors shall be allowed to make up the balance of the cargo with deals, boards or timber.

Calls at Foreign Ports. .

‘The steamer employed in carrying out the provisions of this contract shall not on any of its trips call at any foreign port not specified in this contract.

Carriage of nitro-glycerine or dangerous articles.

‘The contractor shall not convey or permit to be conveyed in any steamer while employed in this service any nitro-glycerine or any other article which in the opinion of the minister shall be considered dangerous.

Subsidy subject to vote of Canadian parliament.

‘It is conditioned, declared and agreed that the payment of subsidy, as hereinbefore stipulated, is subject to the amount specified being provided for the purpose by a vote of the parliament of Canada, and that if no amount is voted for the purpose, or if any amount voted has become exhausted in payment thereof, and no further sum is voted for the purpose, this contract or agreement shall terminate and become void and of no effect, and the party of the first part shall not in consequence be held liable to damage.

Minister's right to terminate contract.

‘It is declared to be the true intent and meaning of these presents, that the minister shall have the right at any time during the continuance of this contract, upon 30 days' notice in writing to the contractors, their successors or assigns, to terminate this contract, and every matter and thing herein contained, if it shall appear to the minister that there has been any breach on the part of the contractors, their successors or assigns, of any of the covenants, agreements, stipulations or provisions herein contained and entered into on the part of the contractors; and it is declared and agreed that the minister shall at all times be the sole and final judge as to whether there has been any such breach, and his decision shall be absolute, final and conclusive,

SESSIONAL PAPER No. 10e

Assignment of contract.

'This contract shall not, nor shall any right or interest therein be assigned without the consent in writing of the minister to such assignment having been first obtained.

Canadian members of parliament not admitted to share in contract.

'It is a condition of these presents that no member of the House of Commons of Canada shall be admitted to any share or part of this contract or agreement nor to any benefit to arise therefrom.

Changes in contract.

'The minister may authorize any change or changes in the terms of this contract as may not be inconsistent with the vote providing for the payment of the subsidy.

Minister to be final judge as to full carrying out of contract.

'The minister shall at all times be the judge as to whether the terms of this contract have been or are being fully and faithfully carried out and complied with within the true intent and meaning thereof, and his decision in that respect shall be binding, final and conclusive.

INDEX TO SERVICES.

	PAGE.
Annapolis and London and Hull, Eng., or both	6
Baddeck, Iona and Grand Narrows	7
Bonaventure River and Petit Rocher	9
Canada and Australia (on the Pacific ocean)	9
Canadian Atlantic ports and Australia and New Zealand	16
Canada and Cuba	27
Canada, China and Japan	146
Canada and France	150
Canada and Great Britain (mail service)	20
Canada and Mexico (Atlantic service)	29
" (Pacific service)	32
Canada and Newfoundland	34
Canada and South Africa	37
Caraquet, Shippegan and Miscou Islands	41
Froude's Point and Lockeport, N.S.	41
Gaspé Basin and Dalhousie or Campbellton	42
Gaspé Basin and North Shore River and Gulf of St. Lawrence	44
Grand Manan and Mainland	46
Halifax and Canso	48
Halifax and Jamaica	131
Halifax and Newfoundland, <i>via</i> Cape Breton ports	50
Halifax, St. John's, Nfld., and Liverpool	53
Halifax and Spry Bay	52
Mainland and Magdalen Islands	56
Montreal, Quebec and Manchester	58
Mulgrave and Canso	72
Mulgrave and Cheticamp	77
Mulgrave and Guysboro'	75
Newcastle, Neguac and Escuminac; Miramichi River and Miramichi Bay	61
Pelee Island and Mainland	63
Petit de Grat and I.C.R. terminus at Mulgrave	65
Petitcodiac River, Moncton, and ports in the County of Cumberland, N.S.	67
Pictou and Cheticamp	69
Pictou, Murray Harbour, Georgetown and Montague Bridge	70
Port Mulgrave, St. Peter's, Irish Cove and Marble Mountain	73
Prince Rupert and Queen Charlotte Islands	79
Prince Edward Island, Cape Breton and Newfoundland	81
Prince Edward Island and Great Britain	83

	PAGE.
Prince Edward Island and the Mainland.	85
Quebec and Blanc Sablon	88
Quebec and Gaspé Basin.	90
Quebec and Isle of Orleans.	92
Rivière du Loup, Tadousac and other North Shore ports.	93
Rivière du Loup, Tadousac and other St. Lawrence ports (winter service)	96
St. Catharine's Bay and Tadousac	98
St. John and Digby.	100
St. John, Digby, Annapolis and Granville.	102
St. John, Digby, Bear River and Clementsport.	104
St. John, Dublin and Belfast.	105
St. John and Glasgow.	108
St. John, Halifax and London (winter service, Can. Pac. Ry. Co.)	110
St. John, Halifax and London (Furness, Withy & Co.)	113
St. John, Halifax and Manchester.	58
St. John and Halifax, <i>via</i> Yarmouth.	118
St. John, Halifax, West Indies and South America.	126
St. John, N.B., Margaretville, Port Lorne, Port George, Harbourville and Morden	120
St. John and Minas Basin ports.	121
St. John and ports in Cumberland Basin.	123
St. John and St. Andrews.	116
St. John, Westport and other way ports.	125
St. Stephen, N.B., St. Croix River points, Deer Island, Campobello, &c., &c.	133
Sydney and Bay St. Lawrence	135
Sydney and Whycomagh.	137
Victoria and San Francisco.	138
Victoria, Vancouver and Skagway.	140
Victoria and West Coast Vancouver Island.	143

INDEX TO PERSONS OR COMPANIES SUBSIDIZED.

	PAGE.
Acadia Steamship Co.	6
Allan, H. & A. (Great Britain service)	20
" (French service)	150
Bear River SS. Co.	104
Beattie, W. A.	69
Black Diamond SS. Line.	81
Bonaventure and Gloucester I. F. Co.	9
Bouchard Bros.	90
Bras d'Or Steamboat Co.	137
Canadian Australian Royal Mail Line.	9
Canadian Mexican Pacific SS. Line.	32
Canadian Pacific Railway (Canada, China and Japan)	145
" (St. John, Halifax and London)	110
" (Victoria, Vancouver and Skagway)	140
" (Victoria and West Coast Vancouver Island)	143
Cann & Sou, Hugh (Mulgrave and Canso)	72
" (Mulgrave and Guysboro')	75
" (Petit de Grat and Mulgrave)	65
Charlottetown Steam Navigation Co.	85
Cormier, Louis S.	45
Deer Island and Campobello SS. Co.	133
Dominion Atlantic Railway Co.	100
Dominion Coal Co., Ltd.	81
Donaldson Line.	108
Élder, Dempster & Co. (Atlantic Mexican service)	29
" (South African service)	37
Fraserville Navigation Co., Ltd.	43
Furness, Withy & Co. (Liverpool service)	53
" (London service)	113
" (Manchester service)	58
Gloucester Navigation Co.	41
Grand Manan Steamboat Co.	46
Grand Trunk Pacific Ry.	79
Halifax and Canso SS. Co.	48
Halifax and Sheet Harbour SS. Co.	52
Halifax and West India SS. Co.	131
Harbinger SS. Co.	123
Holliday Bros.	88
Insular SS. Co.	125

	PAGE.
Leslie, William G.	77
Lockeport, N.S., Town of.	41
Magdalen Island SS. Co.	118
Manchester Liners, Ltd. (Canada and Manchester)	58
" (P.E.I. and G.B.)	83
Margaretville SS. Co.	120
Maritime SS. Co.	116
McLure, Wm.	56
Miramichi Steam Navigation Co., Ltd.	61
New Zealand Shipping Co.	16
North Shore SS. Co.	135
Pacific Coast SS. Co.	138
Pelee and Lake Erie Navigation Co., Ltd.	63
Pickford and Black (West Indies and Demerara service)	126
" (Jamaica service)	131
" (Newfoundland service)	50
Potter, W. R.	121
Québec and Lévis Ferry Co.	92
Reid-Newfoundland Co., Ltd.	34
Richmond Steamship Co.	73
Shepody Navigation Co., Ltd.	67
Thomson & Co., Wm.	27
Three Rivers Steamship Co.	70
Trans-St. Laurent Co., Ltd.	93, 96, 98
Ulster Steamship Co., Ltd.	105
Union SS. Co. of New Zealand.	9
Valley SS. Co., Ltd.	102
Victoria SS. Co.	7
Worsnop, T. H.	32

SESSIONAL PAPER No. 10e

INDEX TO NAMES OF VESSELS EMPLOYED.

	PAGE.
Ada	7
Alexandra	62
Alfred Clarke	64
Almeriana	55, 130
Amanda	132
Amelia	119
Anur	142
Aoraugi	15
Aranmore	89
Athenia	109
Atlantis	7
Aurora	47
Bear Rivor	105
Beaver	41
Bendu	40
Bengore Head	107
Bencliff	28
Benedick	28
Benin	40
Blue Hill	8
Bonavista	82
Bornu	31
Boston	132
Bray Head	107
Bruce	36
Bruno	80
Brunswick	122
Cacouna	82
Canada	44
Canada Cape	40
Carrigan Head	107
Cassandra	109
Charmer	142
City of Puebla	139
Connors Bros	117
Contest	95
Corinthian	153
Corsican	25
Dahome	130
Daisy	57

	PAGE.
D. D. Mann	41
Dufferin	49
Dummore Head	107
Durango	55
Electra	69
Empress	86
Empress of Britain	25
Empress of China	149
Empress of India	149
Empress of Ireland	25
Empress of Japan	149
Enterprise	71
Felix	28
Georgia	33
General Wolfe	89
Glenarm Head	107
Glencee	36
Gogovale	28
Grampian	25
Granville	103, 117
Gulf of Venice	55
Haakon	28
Harbinger	124
Harlaw	51
Hesperian	25
Inishowen Head	107
Invermore	36
John L. Cann	73
Kanawha	115
Kathinka	7
Katie	7
Kumara	19
King Edward	89
Lady of Gaspé	91
Lady Sybil	57
Lake Michigan	112
Lakonia	109
Leuctra	28
Lonsdale	33
Magdalen	78
Mahone	97, 99
Makura	15
Malcolm Cann	76

SESSIONAL PAPER No. 10e

	PAGE.
Malin Head	107
Manchester Importer	60
Manchester Mariner	60
Manchester Port	60
Manchester Shipper	60, 84
Manchester Spinner	60, 84
Manchester Trader	60, 84
Manuka	15
Marama	15
Margaret	49, 53
Marion	138
Melville	40
Memnon	31
Moana	15
Monarch	40
Montezuma	112
Montreal	112
Mount Temple	112
Northumberland	86
Ocamo	130
Oruro	130
Otter	142
Otteringham	28
Parthenia	109
Percy Cann	66
Polaris	93
Pomeranian	153
Portia	36
Prince Albert	101
Prince Rupert	101
Princess Beatrice	142
Princess Charlotte	142
Princess Ena	142
Princess May	142
Princess Royal	142
Princess Victoria	142
Queen	139
Rakaia	19
Ramore Head	107
Rappahannock	115
Restigouche	89, 91
Rhoda	95
Richmond	74

	PAGE
Ruby L.	121
Salacia.	109
Sardinian.	153
Saugatuck.	64
Savoy.	89
Scotia.	49
Shenandoah	115
Sicilian.	153
Snestad.	28
Sobo.	130
Sokoto.	31
Tabasco.	115
Tees.	145
Tokomaru.	19
Trongate.	28
Tunisian.	25
Turkistan.	19
Umatilla.	139
Venango.	55
Victorian.	25
Viking.	134
Virginian.	25
Waimate.	19
Wakanui.	19
Westport	66
Westport III.	126
Weymouth.	136
Whakatane.	19
Wilfrid C.	68
Yarmouth.	101
Yola.	40
Zealandia.	15

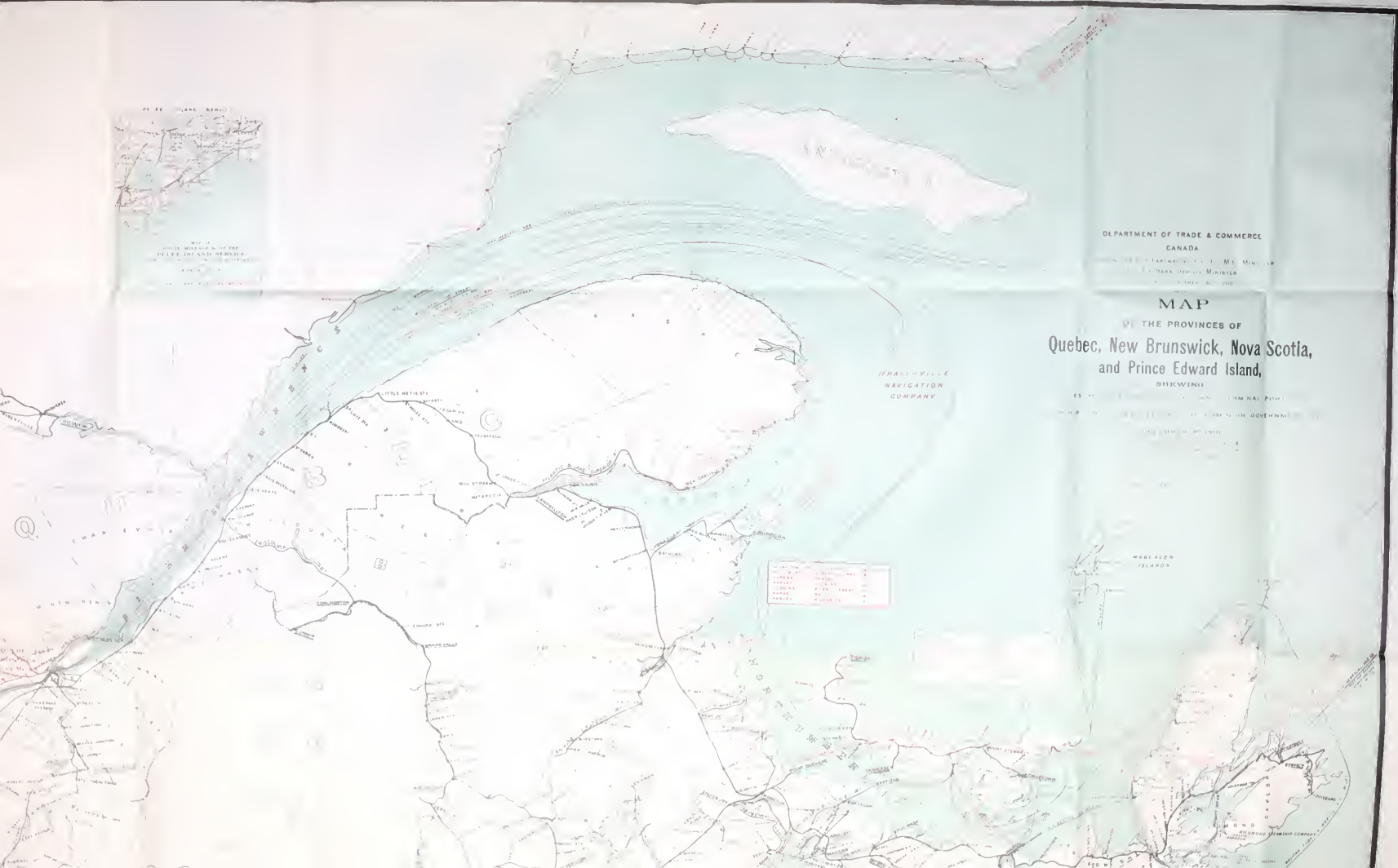
Map of the Province of New Brunswick, showing the location of the Province of New Brunswick in relation to the other Provinces of Canada.

DEPARTMENT OF TRADE & COMMERCE
 CANADA
 MINISTER OF PARLIAMENT
 HON. J. H. HENNING

MAP
 OF THE PROVINCES OF
 Quebec, New Brunswick, Nova Scotia,
 and Prince Edward Island,
 (NEW BRUNSWICK)

FRASERVILLE
 NAVIGATION
 COMPANY

1	2	3	4	5	6	7	8	9	10
11	12	13	14	15	16	17	18	19	20
21	22	23	24	25	26	27	28	29	30
31	32	33	34	35	36	37	38	39	40
41	42	43	44	45	46	47	48	49	50





CARIBOO
RANGE

A S T
R A N G E

W I L L A M E T T E

C O A S T

C A S C A D E
M O U N T A I N S

P A C I F I C

C A N A D I A N PACIFIC & S. L. I. R. R.
PORTLAND, ASTORIA & HOQUIEM
TO VANCOUVER TO SHASTA 248
HOOD RIVER S. I.



120 121 122 123 124 125 126 127 128 129 130

DOMINION OF CANADA

REPORT

OF THE

DEPARTMENT OF TRADE AND COMMERCE

FOR THE

FISCAL YEAR ENDED MARCH 31

1910

PART VII

TRADE OF FOREIGN COUNTRIES

AND

TREATIES AND CONVENTIONS

PRINTED BY ORDER OF PARLIAMENT



OTTAWA

PRINTED BY C. H. PARMELEE, PRINTER TO THE KING'S MOST
EXCELLENT MAJESTY

1910

GENERAL INDEX

PART I.—CANADIAN TRADE :—

Imports into and Exports from Canada.

(Itemized and General Statements.)

PART II.—CANADIAN TRADE :—

1. With France.
2. With Germany.
3. With United Kingdom.
4. With United States.

PART III.—CANADIAN TRADE :—

With Foreign Countries.

(Except France, Germany, United Kingdom and United States.)

PART IV.—CANADIAN TRADE :—

MISCELLANEOUS INFORMATION :—

1. Annuities.
2. Bounties.
3. Chinese Immigration.
4. Lumber and Staple Products.
5. Revenue and Expenditure of Department of Trade and Commerce.
6. Statistical Record of the Progress of Canada.
7. Tonnage Tables.
8. Trade Commissioner Service.

PART V.—Grain Statistics.

PART VI.—Subsidized Steamship Services.

PART VII.—Trade of Foreign Countries and Treaties and Conventions.

NOTE—*The above parts will not necessarily be issued in the order indicated*

PART VII

TABLE OF CONTENTS

INTRODUCTION.

	Page.
Area, Population, Imports and Exports of the Principal Countries of the World	viii
British and Foreign Currencies, Weights and Measures differing from those of Canada and used in the Trade Reports of the respective Countries named, with their equivalents in Canadian Legal Standards.....	x
Table showing Argentine Republic Pesos per 100 kilogrammes, with Canadian Equivalents per 100 pounds.....	xx
Table showing Austro-Hungarian Kronen per 100 kilogrammes, with Canadian Equivalents per 100 pounds.....	xxii
Table showing Bolivian Bolivars; Belgian, Belgian Congo, French and Swiss Francs; Servian Dinars; Roumanian Lei; Bulgarian Lews, Italian Lire; and Spanish Pesetas; per 100 kilogrammes with Canadian Equivalents per 100 pounds	xxiv
Table showing Brazilian Milreis per 100 kilogrammes, with Canadian Equivalents per 100 pounds.....	xxvi
Table showing Chilian Pesos, per 100 kilogrammes, with Canadian Equivalents per 100 pounds.....	xxviii
Table showing Danish and Norwegian Kroner and Swedish Kronor per 100 kilogrammes, with Canadian Equivalents per 100 pounds.....	xxx
Table showing Dutch (Holland) Gulden per 100 kilogrammes, with Canadian Equivalents per 100 pounds.....	xxxii
Table showing German Marks, per 100 kilogrammes, with Canadian Equivalents per 100 pounds.....	xxxiv
Table showing Japanese Yens and Mexican Pesos per 100 kilogrammes, with Canadian Equivalents per 100 pounds.....	xxxvi
Table showing Russian Roubles per pood, with Canadian Equivalents per 100 pounds	xxxviii
10F—A $\frac{1}{2}$	

TRADE OF FOREIGN COUNTRIES.

Trade of Principal British and Foreign Countries during each of a period of years to date of the latest available report:—

	PAGE.
ALASKA—	
Imports and Exports by Countries, 1906 to 1910.....	2
ARGENTINE REPUBLIC—	
Imports and Exports by Countries, 1905 to 1909.....	3
Imports by Principal Articles, 1905 to 1909.....	5
Exports by Principal Articles, 1905 to 1909.....	10
AUSTRALIAN COMMONWEALTH—	
Imports and Exports by Countries, 1905 to 1909.....	11
Imports by Principal Articles, 1905 to 1909.....	14
Exports by Principal Articles, 1905 to 1909.....	18
AUSTRIA-HUNGARY—	
Imports and Exports by Countries, 1905 to 1909.....	21
Imports by Principal Articles, 1905 to 1909.....	23
Exports by Principal Articles, 1905 to 1909.....	28
BAHAMAS—	
Imports and Exports by Countries, 1905 to 1909.....	32
Imports by Principal Articles, 1905 to 1909.....	33
Exports by Principal Articles, 1905 to 1909.....	35
BARBADOS—	
Imports and Exports by Countries, 1905 to 1909.....	36
Imports by Principal Articles, 1905 to 1909.....	37
Exports by Principal Articles, 1905 to 1909.....	39
BELGIUM—	
Imports and Exports by Countries, 1905 to 1909.....	40
Imports by Principal Articles, 1905 to 1909.....	42
Exports by Principal Articles, 1905 to 1909.....	46
BERMUDA—	
Imports and Exports by Countries, 1905 to 1909.....	50
Imports by Principal Articles, 1905 to 1909.....	51
Exports by Principal Articles, 1905 to 1909.....	53
BRAZIL—	
Imports and Exports by Countries, 1904 to 1908.....	54
Imports by Principal Articles, 1904 to 1908.....	55
Exports by Principal Articles, 1904 to 1908.....	57
BRITISH EAST AFRICA PROTECTORATE—	
Imports and Exports by Countries, 1906 to 1910.....	58
Imports by Principal Articles, 1906 to 1910.....	59
Exports by Principal Articles, 1906 to 1910.....	60
BRITISH GUIANA—	
Imports and Exports by Countries, 1906 to 1910.....	61
Imports by Principal Articles, 1906 to 1910.....	62
Exports by Principal Articles, 1906 to 1910.....	64
BRITISH HONDURAS—	
Imports and Exports by Countries, 1905 to 1909.....	65
Imports by Principal Articles, 1905 to 1909.....	66
Exports by Principal Articles, 1905 to 1909.....	68
BRITISH INDIA—	
Imports and Exports by Countries, 1906 to 1910.....	70
Imports by Principal Articles, 1906 to 1910.....	72
Exports by Principal Articles, 1906 to 1910.....	78
BRITISH SOUTH AFRICA—	
Imports and Exports by Countries, 1906 to 1909.....	81
Imports by Principal Articles, 1906 to 1909.....	83
Exports by Principal Articles, 1906 to 1909.....	87
BULGARIA—	
Imports and Exports by Countries, 1905 to 1909.....	89
Imports by Principal Articles, 1905 to 1909.....	90
Exports by Principal Articles, 1905 to 1909.....	91

TABLE OF CONTENTS

v

SESSIONAL PAPER No. 10f

	PAGE.
CEYLON—	
Imports and Exports by Countries, 1905 to 1909.....	92
Imports by Principal Articles, 1905 to 1909.....	94
Exports by Principal Articles, 1905 to 1909.....	96
CHILE—	
Imports and Exports by Countries, 1905 to 1909.....	97
Imports by Principal Articles, 1905 to 1909.....	98
Exports by Principal Articles, 1905 to 1909.....	99
CHINA—	
Imports and Exports by Countries, 1905 to 1909.....	100
Imports by Principal Articles, 1905 to 1909.....	102
Exports by Principal Articles, 1905 to 1909.....	105
COLONY AND PROTECTORATE OF SOUTHERN NIGERIA—	
Imports and Exports by Countries, 1905 to 1909.....	107
Imports by Principal Articles, 1905 to 1909.....	108
Exports by Principal Articles, 1905 to 1909.....	109
CYPRUS—	
Imports and Exports by Countries, 1905 to 1909.....	110
Imports by Principal Articles, 1905 to 1909.....	111
Exports by Principal Articles, 1905 to 1909.....	113
DENMARK—	
Imports and Exports by Countries, 1905 to 1909.....	115
Imports by Principal Articles, 1905 to 1909.....	116
Exports by Principal Articles, 1905 to 1909.....	118
EGYPT—	
Imports and Exports by Countries, 1905 to 1909.....	120
Imports by Principal Articles, 1905 to 1909.....	121
Exports by Principal Articles, 1905 to 1909.....	122
FIJI—	
Imports and Exports by Countries, 1905 to 1909.....	123
Imports by Principal Articles, 1905 to 1909.....	124
Exports by Principal Articles, 1905 to 1909.....	126
FRANCE—	
Imports and Exports by Countries, 1905 to 1909.....	127
Imports by Principal Articles, 1905 to 1909.....	129
Exports by Principal Articles, 1905 to 1909.....	134
GERMANY—	
Imports and Exports by Countries, 1905 to 1909.....	138
Imports by Principal Articles, 1905 to 1909.....	141
Exports by Principal Articles, 1905 to 1909.....	149
GOLD COAST—	
Imports and Exports by Countries, 1905 to 1909.....	157
Imports by Principal Articles, 1905 to 1909.....	158
Exports by Principal Articles, 1905 to 1909.....	160
GREECE—	
Imports and Exports by Countries, 1904 to 1908.....	161
Imports by Principal Articles, 1904 to 1908.....	162
Exports by Principal Articles, 1904 to 1908.....	164
GRENADA—	
Imports and Exports by Countries, 1905 to 1909.....	165
Imports by Principal Articles, 1905 to 1909.....	166
Exports by Principal Articles, 1905 to 1909.....	168
HAWAII—	
Imports and Exports by Countries, 1906 to 1910.....	169
HOLLAND—	
Imports and Exports by Countries, 1905 to 1909.....	170
Imports by Principal Articles, 1905 to 1909.....	172
Exports by Principal Articles, 1905 to 1909.....	176
ITALY—	
Imports and Exports by Countries, 1905 to 1909.....	180
Imports by Principal Articles, 1905 to 1909.....	182
Exports by Principal Articles, 1905 to 1909.....	188

	PAGE.
JAMAICA—	
Imports and Exports by Countries, 1906 to 1909	193
Imports by Principal Articles, 1906 to 1909	194
Exports by Principal Articles, 1906 to 1909	197
JAPAN—	
Imports and Exports by Countries, 1905 to 1909	198
Imports by Principal Articles, 1905 to 1909	199
Exports by Principal Articles, 1905 to 1909	202
LEeward ISLANDS—	
Imports and Exports by Countries, 1905 to 1909	204
Imports by Principal Articles, 1905 to 1909	205
Exports by Principal Articles, 1905 to 1909	207
MAURITIUS—	
Imports and Exports by Countries, 1905 to 1909	208
Imports by Principal Articles, 1905 to 1909	210
Exports by Principal Articles, 1905 to 1909	212
MEXICO—	
Imports and Exports by Countries, 1906 to 1910	213
Imports by Principal Articles, 1905 to 1909	214
Exports by Principal Articles, 1905 to 1909	218
NEWFOUNDLAND (including Labrador)—	
Imports and Exports by Countries, 1905 to 1909	219
Imports by Principal Articles, 1905 to 1909	220
Exports by Principal Articles, 1905 to 1909	222
NEW ZEALAND—	
Imports and Exports by Countries, 1905 to 1909	223
Imports by Principal Articles, 1905 to 1909	225
Exports by Principal Articles, 1905 to 1909	228
NORWAY—	
Imports and Exports by Countries, 1905 to 1909	230
Imports by Principal Articles, 1905 to 1909	231
Exports by Principal Articles, 1905 to 1909	234
NYASALAND PROTECTORATE—	
Imports and Exports by Countries, 1906 to 1910	236
Imports by Principal Articles, 1906 to 1910	237
Exports by Principal Articles, 1906 to 1910	237
PHILIPPINE ISLANDS—	
Imports and Exports by Countries, 1906 to 1910	238
Imports by Principal Articles, 1906 to 1910	239
Exports by Principal Articles, 1906 to 1910	241
PORTO RICO—	
Imports and Exports by Countries, 1906 to 1910	242
ROUMANIA—	
Imports and Exports by Countries, 1904 to 1908	243
Imports by Principal Articles, 1904 to 1908	244
Exports by Principal Articles, 1904 to 1908	247
RUSSIA—	
Imports and Exports by Countries, 1904 to 1908	249
Imports by Principal Articles, 1904 to 1908	250
Exports by Principal Articles, 1904 to 1908	252
ST. LUCIA—	
Imports and Exports by Countries, 1905 to 1909	254
Imports by Principal Articles, 1905 to 1909	255
Exports by Principal Articles, 1905 to 1909	257
ST. VINCENT—	
Imports and Exports by Countries, 1906 to 1909	258
Imports by Principal Articles, 1906 to 1909	259
Exports by Principal Articles, 1906 to 1909	261
SIERRA LEONE—	
Imports and Exports by Countries, 1905 to 1909	262
Imports by Principal Articles, 1905 to 1909	263
Exports by Principal Articles, 1905 to 1909	265

SESSIONAL PAPER No. 10f

	PAGE.
SOMALILAND PROTECTORATE—	
Imports and Exports by Countries, 1906 to 1910.....	266
Imports by Principal Articles, 1906 to 1910.....	267
Exports by Principal Articles, 1906 to 1910.....	268
SPAIN—	
Imports and Exports by Countries, 1905 to 1909.....	269
Imports by Principal Articles, 1905 to 1909.....	271
Exports by Principal Articles, 1905 to 1909.....	276
STRAITS SETTLEMENTS—	
Imports and Exports by Countries, 1905 to 1909.....	278
Imports by Principal Articles, 1905 to 1909.....	279
Exports by Principal Articles, 1905 to 1909.....	281
SWEDEN—	
Imports and Exports by Countries, 1904 to 1908.....	283
Imports by Principal Articles, 1904 to 1908.....	284
Exports by Principal Articles, 1904 to 1908.....	287
SWITZERLAND—	
Imports and Exports by Countries, 1905 to 1909.....	290
Imports by Principal Articles, 1905 to 1909.....	292
Exports by Principal Articles, 1905 to 1909.....	295
TRINIDAD—	
Imports and Exports by Countries, 1906 to 1909.....	297
Imports by Principal Articles, 1906 to 1909.....	298
Exports by Principal Articles, 1906 to 1909.....	301
UGANDA PROTECTORATE—	
Imports and Exports by Countries, 1906 to 1910.....	303
Imports by Principal Articles, 1906 to 1910.....	304
Exports by Principal Articles, 1906 to 1910.....	305
UNITED KINGDOM—	
Imports and Exports by Countries, 1905 to 1909.....	306
Imports by Principal Articles, 1905 to 1909.....	310
Exports (British Produce) by Principal Articles, 1905 to 1909.....	320
Exports (Foreign Produce) by Principal Articles, 1905 to 1909.....	327
Imports by Principal Articles from Canada and United States, 1900 to 1909.....	332
Exports (British Produce) by Principal Articles to Canada and United States, 1900 to 1909.....	340
Exports (Foreign Produce) by Principal Articles to Canada and United States, 1900 to 1909.....	346
UNITED STATES—	
Imports and Exports by Countries, 1906 to 1910.....	353
Imports by Principal Articles, 1906 to 1910.....	356
Exports by Principal Articles, 1906 to 1910.....	360
URUGUAY—	
Imports and Exports by Countries, 1904 to 1908.....	365
Imports by Principal Articles, 1904 to 1908.....	366
Exports by Principal Articles, 1905 to 1909.....	368

AREA, POPULATION, IMPORTS AND EXPORTS OF THE PRINCIPAL COUNTRIES OF THE WORLD.
 NOTE.—Imports for Consumption and Exports of Domestic Produce, unless stated otherwise. Coin and Bullion excluded, unless stated otherwise.

COUNTRY.	Area. Sq. Miles.	Population in 1909 or on latest available date.	FOREIGN TRADE.				Trade with Canada.		Trade of Canada with Year ended Mar. 31, 1910.	
			Year ended.		Exports.		Imports from		Imports from	
			Imports.	Exports.	Imports from	Exports to	Imports from	Exports to	Imports from	Exports to
<i>British Empire.</i>										
United Kingdom.....	121,091	45,469,564	3,040,230,790	1,840,477,689 (a)	122,751,754	76,348,778	95,336,427	139,482,945		
Australasia—Australia.....	2,974,581	4,374,138	243,895,535	208,949,291 (a)	2,474,286	383,854	423,017	3,561,075		
New Zealand (a) (b).....	104,751	995,266	72,111,648	95,562,577	965,469	880,744	775,365	887,058		
Bermuda.....	19	19,229	1,900,541	441,700	365,268	3,884	479,192		
<i>British Africa:—</i>										
British East Africa Protectorate	175,588	4,000,000	3,774,859	2,871,610		
British South Africa.....	1,205,358	7,099,819	137,900,460	245,924,478	2,332,043	33,906		
<i>Colony & Protectorate of South-</i>										
<i>ern Nigeria (a) (b) (c):—</i>										
Gambia (a) (b) (c).....	77,260	6,500,000	24,151,047	20,289,916		
Gold Coast.....	3,619	160,807	1,968,858	2,326,091		
Mauritius.....	119,260	1,696,965	9,761,108	11,934,433		
Mauritius.....	835	381,342	8,752,527	10,318,249	2,359	868,256	1,011,565	2,349,159		
Nyasaland Protectorate (a) (b) (c)	39,801	923,335	621,678	638,628	29		
<i>(Br. Cen. A. Protectorate)</i>										
Sierra Leone.....	32,110	1,081,010	3,806,497	3,698,263		
Somaliland Protectorate (a) (b) (c)	68,000	348,086	1,542,756	1,067,610		
Uganda Protectorate (a) (b) (c)	223,500	2,764,086	1,963,213	1,096,231		
<i>British East Indies:—</i>										
<i>British India:—</i>										
Ceylon.....	1,773,088	315,000,000	379,267,920	597,251,780	129,545	1,986,836	3,526,184	58,180		
Straits Settlements.....	25,332	4,082,936	40,543,208	46,695,204	4	1,155,819		
British Guiana.....	1,630	636,691	171,146,238	151,938,612	20,429	172,461		
British Honduras.....	90,500	306,090	7,983,015	8,783,619	663,580	3,150,243	2,980,238	584,631		
British West Indies:—	8,598	44,156	2,675,805	1,096,476	6,736	18,523	4,418		
Bahamas.....	4,404	61,277	1,668,089	803,564	47,528	7,636		
Barbados.....	166	194,498	5,440,264	2,804,806	641,962	1,697,941		
Grenada.....	133	74,160	1,256,958	1,366,521	38,661	24		
Jamaica (a) (b) (c).....	4,207	862,422	12,504,165	12,791,692	849,657	601,666		
Leeward Islands (a) (b) (c)	701	137,459	2,362,246	2,149,743		
St. Lucia.....	233	55,835	1,278,608	607,856	30,762	44,101		
St. Vincent (a) (b) (c).....	140	43,448	427,342	431,663		
Trinidad and Tobago.....	1,868	356,451	11,527,946	9,872,111	515,944	1,509,274		

3,655,374

COINAGE WEIGHTS AND MEASURES.

To assist in arriving at a comprehensive understanding of the value of foreign currencies, weights and measures (as expressed in foreign trade returns, tariffs, &c.) as compared with those of Canada, tables have been prepared as follows:—

As regards those of Canada, the law provides that the denominations of money in the currency of Canada shall be dollars, cents and mills, the cent being the one hundredth part of a dollar, and the mill one tenth part of a cent.

That.—The currency of Canada shall be such that the British sovereign (the pound sterling) of legal weight and fineness, shall be equal to four dollars eighty-six cents and two-thirds of a cent.

In like manner the law provides as respects weights, that the unit shall be the standard pound (avoirdupois) of 7,000 grains, one-sixteenth part of the standard pound shall be an ounce ($437\frac{1}{2}$ grains) one hundred pounds a cental, and two thousand pounds a ton, and that four hundred and eighty grains shall be an ounce troy, or 5,760 grains a pound troy.

As regards measures—that the unit or standard measure of capacity, as well for liquids as for dry measures, shall be the gallon containing ten standard pounds weight of distilled water weighed with the water and air at a temperature of sixty-two degrees Fahrenheit, with the barometer at thirty inches, that the quart shall be one-fourth part of the gallon, and the pint one-eighth part of the gallon, and that eight gallons shall be a bushel.

This gallon commonly known as the 'Imperial Gallon,' contains 277.274 cubic inches, or 353.036 cylindrical inches.

The standard measure of length is the yard, one-third part of which it is provided shall be a foot, and the twelfth part of such foot shall be an inch.

In many countries the Metric system of weights and measures has been adopted. A separate table of Canadian equivalents of these is given in order to avoid repetition, the word 'Metric' being used in the general table in each case where the system is in vogue, as indicating a reference to that table.

The equivalent value of the monetary unit can only be given as respects those countries having a gold standard. Where silver is the standard, the value of the currency necessarily fluctuates correspondingly to the market value of silver bullion, and were any attempt made to quote the value of such currency it would, under present circumstances, be misleading, therefore, the weight in decimal parts of an ounce with the fineness of the coin is given instead, which will enable any one to approximate the value of the currency according to the current value of fine bar silver. As an example, say fine bar silver at 75 cents an ounce, the Bolivian dollar weighs .801 of an ounce, its fineness is .900, therefore $75 \times .801 = 60.075$ which $\times .900 = 54.0675$, or a small fraction over 54 cents, and the actual intrinsic value of the pure silver contained in the coin, to which should be added a reasonable allowance to cover the value of the alloy, the cost of the coinage, and in some instances exchange, the aggregate of which would be approximately the current value in Canadian currency of the dollar in question.

Unless carefully noted, the quotations as usually given of the current value per ounce of silver may be misconstrued and lead to misapprehensions, as it is sometimes quoted per ounce *fine*, and sometimes per ounce *standard*; thus for instance on a certain day the London quotation reads 'fine silver per ounce standard 32d.,' while on the same day it is quoted in New York '69½ cents per ounce fine;' as 32d. is equal to a fraction over $64\frac{2}{3}$ cents, there would appear a difference of about $4\frac{5}{8}$ cents per ounce between the two prices, the New York price appearing that much in excess of the other, were it not noticed that one is based upon *standard* fineness and the other upon absolute fineness, but by reducing the New York "fine" to London "standard" (of .925 fine, or 444 grains fine to the ounce) the actual difference between the two quotations is found to be only about $\frac{5}{8}$ of one cent per ounce, the London price being that much in excess of the New York.

SESSIONAL PAPER No. 10f

To reduce the value of *standard* or sterling silver when expressed in pence to *fine* expressed in cents, multiply the pence and decimal parts thereof by 2·192.

To find the *standard* or sterling value expressed in pence and decimal parts thereof when *fine* is expressed in cents multiply the cents by 0·4562.

METRIC WEIGHTS.

Denominations.	Grammes.	Equivalents.		Remarks.
		In pounds and decimal parts thereof, avoirdupois.	In grains, troy.	
Gramme.....	1	·0022046223	15·4323564	The gramme is the actual unit, and is the weight of one cubic centimetre of distilled water.
Decagramme.....	10	·022046223		
Hectogramme.....	100	·22046223		
Kilogramme.....	1000	2·2046223		
Myriagramme.....	10000	22·046223		Sometimes called the metric ton.
Quintal or centier.....	100000	220·46223		
Millier (Ton Metric).....	1000000	2204·6223		
Decigramme.....	$\frac{1}{10}$		1·54323564	
Centigramme.....	$\frac{1}{100}$		·154323564	
Milligramme.....	$\frac{1}{1000}$		·0154323564	

1 pound = ·45359243 kilo. 1 English ton (2,240 lbs.) = 1016·047043 kilos.
 1 Canadian ton (2,000 lbs.) = 907·18486 kilos.

METRIC MEASURES OF CAPACITY.

Denominations.	Litres.	Equivalents.				
		Cubic centimeters.	In pints.	In quarts.	In gallons.	In bushels.
Litre.....	1	1,000	1·7598	·8799		
Decalitre.....	10	10,000	17·598	8·799	2·1999	
Hectolitre.....	100	100,000		87·99	21·9999	2·74969
Kilolitre.....	1000	1,000,000			219·9999	
Decilitre.....	$\frac{1}{10}$	100	·17598			
Centilitre.....	$\frac{1}{100}$	10	·017598			

1 quart = 1·13649 litres. 1 gallon = 4·5459631 litres. 1 bushel = 36·37 litres.
 1 cubic metre = 35·3148 cubic feet. 1 cubic foot = ·028317 cubic metre.
 do = 1·307954 cubic yards. 1 " yard = 0·764553 " "

METRIC MEASURES OF LENGTH.

Denominations.	Metres.	Canadian equivalents.			
		Inches.	Feet.	Yards.	Miles.
Metre.....	1	39·370113	3·280843	1·0936143	
Decametre.....	10		32·80843	10·936143	
Hectometre.....	100		328·0843	109·36143	
Kilometre.....	1000		3280·843	1093·6143	·62137
Decimetre.....	$\frac{1}{10}$	3·937011	·3280843	·10936143	
Centimetre.....	$\frac{1}{100}$	·3937011	·03280843	·010936143	
Millimetre.....	$\frac{1}{1000}$	·03937011	·003280843	·0010936143	

1 inch = 2·54 centimetres. 1 foot = ·3048 of a metre. 1 yard = ·914399 metre.
 1 mile = 1·6093426 kilometres. 1 geographical mile or knot = 2027 yards = 1·152 miles = 1·85 kilometres.

British and Foreign Currencies, Weights and Measures, differing from those of Canada and used in the Tariffs and Trade Reports of the respective Countries named, with their Equivalents expressed in Canadian Legal Standards. (Corrected to October 6, 1910.)

BRITISH EMPIRE.

Country.	Stand-ard.	Monetary Unit.	Equivalent Value in Canadian Currency.	Weights.	Canadian Equivalent.	Measure of Capacity.	Canadian Equiva-lent.	Measure of Length.	Canadian Equiva-lent.
United Kingdom...	Gold	Pound or sov- ereign.	\$4.86½	Pound Cwt. Ton	Lb. 112 lbs. 2,240 "	Usually same as Canadian. Quarter	8 bushels.	Same as Canadian.	
British Possessions, viz. :—	"	Pound	4.86½	"	2,240 "	Same as Canadian.		"	
Antigua	"	"	4.86½	Cental	100 lbs.	"		"	
Australian Common- wealth	"	"	4.86½	Cwt. Ton	112 " 2,240 "	"		"	
Bahamas	"	"	4.86½	"	2,240 "	"		"	
Barbados	"	"	4.86½	"	2,240 "	"		"	
Bermuda	"	"	4.86½	"	2,240 "	"		"	
British Guiana	"	"	4.86½	"	2,240 "	"		"	
" Honduras	"	Dollar	1.00	Same as Canadian.	112 "	"		"	
" N. Guinea	"	Pound	4.86½	Cwt. Ton	112 " 2,240 "	"		"	
" N. Borneo	Silver	Dollar	56.8 cents	Picul Catty	133.33 lbs. 1.33 "	"		"	
Cape of Good Hope and Orange Free State.	Gold	Pound	\$4.86½	"	112 lbs.	"		"	
Ceylon	"	Rupee of 100c	32.4 cents	Cwt. Ton Oke	112 lbs. 2,240 " 2.8 "	"		"	8 gallons.
Cyprus	"	Pound 9 piastres.) = 360 paras. }	\$4.86½ 1 schilling	"	"	Kilø		"	
Dominica	"	Pound	\$4.86½	"	112 lbs.	Same as Canadian.		"	
Falkland Island.	"	"	4.86½	"	112 lbs.	"		"	
Fiji	"	"	4.86½	"	2,240 "	"		"	

SESSIONAL PAPER No. 10f

Gambia	Gold	Pound	\$4.86 $\frac{1}{2}$	Ton	2,240 lbs	Same as Canadian.	
Gibraltar	"	Peseta	19.3 cents			Old wine gallon	.833 of gall or $\frac{1}{6}$ "
Gold Coast	"	Pound	\$4.86 $\frac{1}{2}$				
Grenada	"	"	4.86 $\frac{1}{2}$				
			W.				
			F				
Hong Kong	Silver	Dollar	.8701	Khandi	500 lbs.	Same as Canadian.	
India	Gold	Rupee of 16 an. nas.	32.4 cents.	Mauud	82 $\frac{1}{2}$ "		
			1 Tola = 180 grains.	16 chitticks = 1 str.			
Jamaica	"	Pound	\$4.86 $\frac{1}{2}$				
Labuan	Silver	Dollar	56.8 cents	Cwt.	112 lbs.	"	
Lagos	Gold	Pound	\$4.86 $\frac{1}{2}$	Ton	2,240 "	Old wine gallon	.833 of a gall.
Malta	"	"	4.86 $\frac{1}{2}$	Ton	2,240 "	Cafiso	4.75 gallons.
Mauritius	"	"	4.86 $\frac{1}{2}$	Cantar	175 "	Salma	8 bushels.
Monserrat	"	"	4.86 $\frac{1}{2}$	Metric		Metric	Metric.
Natal	"	Rupee of 100 cts	32.4 cents.	Cwt.	112 lbs.	Same as Canadian.	
	"	Pound	\$4.86 $\frac{1}{2}$	Ton	2,240 "	"	
	"	"	4.86 $\frac{1}{2}$	Ton	2,240 lbs	"	
Newfoundland	"	Dollar	1.01388				
New Zealand	"	"	4.86 $\frac{1}{2}$				
Niger Protectorate	"	"	4.86 $\frac{1}{2}$				
St. Helena	"	"	4.86 $\frac{1}{2}$				
St. Kitts	"	"	4.86 $\frac{1}{2}$				
St. Nevis	"	"	4.86 $\frac{1}{2}$				
St. Lucia	"	"	4.86 $\frac{1}{2}$				
St. Vincent	"	"	4.86 $\frac{1}{2}$				
Narawak	Silver	Dollar	56.8 cents.	Picul	133.33 lbs.		
Sierra Leone	Gold	Pound	\$4.86 $\frac{1}{2}$	Coyan	5,233 lbs.		
Straits Settlements	Silver	Dollar	56.8 cents.	Cwt	112 "		
Trinidad and Tobago	"	"	\$4.86 $\frac{1}{2}$	Ton	2,240 "		
Turks Island and Cacoo	"	"	4.86 $\frac{1}{2}$				
Virgin Island	"	"	4.86 $\frac{1}{2}$				

British and Foreign Currencies, Weights and Measures, differing from those of Canada and used in the Tariffs, &c.—Continued.

FOREIGN COUNTRIES.

Country.	Stand-ard.	Monetary Unit.	Equivalent Value in Canadian Currency.	Weight.	Canadian Equivalent.	Measure of Capacity.	Canadian Equiva-lent.	Measure of Length.	Canadian Equiva-lent.
Argentine Republic.	Gold.	Peso	96.5 cents.	Metric * Libra.	1.0127 lbs.	Metric	2.0913 qts.	Metric. Vara (3 pies)	34.1208 in.
Austria-Hungary	"	Crown	20.3 "	Arrobas = 25 libras	25.3175 "	Metric	"	"	"
Belgium	"	Franc	19.3 "	"	"	"	"	"	"
Belgian Congo	"	Franc	19.3 "	"	"	"	"	"	"
Bolivia	"	Boliviano	38.9 "	"	"	"	"	"	"
Brazil	"	Milreis.	54.61 "	"	"	"	"	"	"
Bulgaria	"	Lew	19.3 "	"	"	"	"	"	"
Central American States—	"	"	"	"	"	"	"	"	"
Colombia	"	Dollar	\$1.00	* Libra.	1.043 lbs.	" Cantara = 4 cuartil. Fanega = 4 cuartil.	3.552 galls. 1.31208 bu.	Vara	38.874 in.
Costa Rica	"	Colon	46.5 cents	"	"	Metric	"	"	"
Guatemala.	Silver	Peso	39.1 "	"	"	"	"	"	"
Honduras	"	"	39.1 "	"	"	"	"	"	"
Nicaragua.	"	"	39.1 "	"	"	"	"	"	"
Salvador.	"	"	39.1 "	"	"	"	"	"	"
Chile	Gold.	"	39.5 "	Libra.	1.043 lbs.	Quartillo	1.355 qts.	Vara	33.367 in.
						Fanega.	2.1438 bu.		
China	Silver	Shanghai Tael	W. F. 1.20775 .885	Tael.	.083 lbs.	Same as Canadian.	"	10 fun = 1 tsun =	1.41 Eng. in.
		‡Haikwan tael	1.20775 1.000	Catty	1.33 "	"	"	10 tsun = 1 chek =	14.1 "
				Picul	133.33 "	"	"	10 chek = 1 cheung =	141 E. in., or
				Ton.	2,240 "	"	"	"	nearly 4yds.
Cuba	"	Peso.	92.6 Cents.	Libra = 16 onzas.	1.061 lbs.	Arroba = 32 quartl.	3.552 galls	Vara (3 pies)	33.384 in.
				Arroba = 24 libras.	25.4024 lbs.	Fanega = 12 almud.	21.26 galls	"	"
Denmark	"	Crown.	26.8 "	Pund	1.102 lbs.	Pot	3.8 Imp. bus.	Ell.	2.06 ft.
							4.6775 bus.		
						Tönder.	(coal.)		
Ecuador	"	Sucré.	48.7 "	Metric	"	Viertel	1.7 galls.	Foot	1.03 ft.
						Metric	"	Metric	"

SESSIONAL PAPER No. 10f

Uruguay.....	Gold.....							
Venezuela.....	".....							
	Dollar, silver..	W.	F.					
	Trade dollar..	.859	.900					
	Peso.....	.875	.900					
		103.4 cents						
	Bolivar.....	19.3	"					
				Metric	*libra =	1.0143 lbs.	Metric; fanega =	6.48 bush.
				Metric			Arroba = 32 quart.	3.552 galls
					*Libra = 16 onzas =	1.0161 lbs.	Arroba = 12 alm.	33.384 bu.
					Arroba = 25 libras =	25.4024 "	Panega = 12 alm.	1.332 bush
							dos.	

* Usually reckoned the same as the Chinese pient of 133 1/3 lbs. * Old weights and measures sometimes used.

TABLE of Constant Factors, which multiplied by the current value per ounce of silver either pure or standard as the case may be, will give the value of the silver contained in the coin referred to, to which if there be added a small percentage to cover the value of the alloy and the cost of coinage, the aggregate will equal the intrinsic value in Canadian currency of the coin in question.

Country.	Monetary Unit.	Constant Factor to be Multiplied by price per ounce of	
		Pure Silver.	Standard Silver.
Bolivia.....	Dollar.....	7209	77935
British North Borneo	".....	7857	84940
Ceylon.....	Rupee.....	34375	37162
China.....	Shanghai tael.....	1 06885	1 15552
	Haikwan tael ..	1 20775	1 30567
Colombia.....	Peso.....	71949	77782
Guatemala.....	".....	7227	78129
Honduras.....	".....	7361	79578
Hong Kong.....	Dollar.....	7857	84940
Java.....	".....	78354	84707
Labuan.....	".....	7857	84940
Mauritius.....	Rupee.....	34375	37162
Nicaragua.....	Peso.....	7361	79578
Persia.....	Kran.....	13118	14182
Philippine Islands.....	Peso.....	75114	81204
Sarawak.....	Dollar.....	6857	89940
Salvador.....	Peso.....	8361	79578
Siam.....	Tical.....	42944	46425
Straits Settlements.....	Dollar.....	7857	84940
Tunis.....	5 piastres.....	45939	49663

SESSIONAL PAPER No. 10f

TABLE of Sterling Pence (20 to 37 $\frac{1}{8}$) and fractions thereof, with statutory equivalents in Canadian cents and decimal parts thereof, for use in connection with the foregoing table of Constant Factors.

EXAMPLE—Silver at 27 $\frac{3}{8}$ pence per oz. standard, what is the value of the silver in the Bolivian dollar?
ANSWER— $77935 \times 56 \cdot 016 = 43 \cdot 656$, or nearly 43 $\frac{3}{8}$ cents.

Pence.	Cents.	Pence.	Cents.	Pence.	Cents.
20	40 555	24	48 666	28	56 777
20 $\frac{1}{4}$	40 809	24 $\frac{1}{4}$	48 920	28 $\frac{1}{4}$	57 030
20 $\frac{1}{2}$	41 062	24 $\frac{1}{2}$	49 173	28 $\frac{1}{2}$	57 284
20 $\frac{3}{4}$	41 315	24 $\frac{3}{4}$	49 427	28 $\frac{3}{4}$	57 537
20 $\frac{1}{2}$	41 569	24 $\frac{1}{2}$	49 680	28 $\frac{1}{2}$	57 791
20 $\frac{2}{4}$	41 822	24 $\frac{2}{4}$	49 934	28 $\frac{2}{4}$	58 044
20 $\frac{3}{4}$	42 076	24 $\frac{3}{4}$	50 187	28 $\frac{3}{4}$	58 298
20 $\frac{1}{8}$	42 329	24 $\frac{1}{8}$	50 440	28 $\frac{1}{8}$	58 551
21	42 583	25	50 694	29	58 805
21 $\frac{1}{4}$	42 836	25 $\frac{1}{4}$	50 947	29 $\frac{1}{4}$	59 058
21 $\frac{1}{2}$	43 090	25 $\frac{1}{2}$	51 201	29 $\frac{1}{2}$	59 312
21 $\frac{3}{4}$	43 343	25 $\frac{3}{4}$	51 454	29 $\frac{3}{4}$	59 565
21 $\frac{1}{8}$	43 597	25 $\frac{1}{8}$	51 708	29 $\frac{1}{8}$	59 819
21 $\frac{2}{4}$	43 850	25 $\frac{2}{4}$	51 961	29 $\frac{2}{4}$	60 072
21 $\frac{3}{4}$	44 104	25 $\frac{3}{4}$	52 215	29 $\frac{3}{4}$	60 326
21 $\frac{1}{8}$	44 357	25 $\frac{1}{8}$	52 468	29 $\frac{1}{8}$	60 579
22	44 611	26	52 722	30	60 832
22 $\frac{1}{4}$	44 864	26 $\frac{1}{4}$	52 975	30 $\frac{1}{4}$	61 085
22 $\frac{1}{2}$	45 118	26 $\frac{1}{2}$	53 229	30 $\frac{1}{2}$	61 339
22 $\frac{3}{4}$	45 371	26 $\frac{3}{4}$	53 482	30 $\frac{3}{4}$	61 592
22 $\frac{1}{8}$	45 625	26 $\frac{1}{8}$	53 736	30 $\frac{1}{8}$	61 846
22 $\frac{2}{4}$	45 878	26 $\frac{2}{4}$	53 989	30 $\frac{2}{4}$	62 099
22 $\frac{3}{4}$	46 131	26 $\frac{3}{4}$	54 243	30 $\frac{3}{4}$	62 353
22 $\frac{1}{8}$	46 385	26 $\frac{1}{8}$	54 496	30 $\frac{1}{8}$	62 606
23	46 638	27	54 750	31	62 860
23 $\frac{1}{4}$	46 892	27 $\frac{1}{4}$	55 002	31 $\frac{1}{4}$	63 113
23 $\frac{1}{2}$	47 145	27 $\frac{1}{2}$	55 256	31 $\frac{1}{2}$	63 367
23 $\frac{3}{4}$	47 399	27 $\frac{3}{4}$	55 509	31 $\frac{3}{4}$	63 620
23 $\frac{1}{8}$	47 652	27 $\frac{1}{8}$	55 763	31 $\frac{1}{8}$	63 874
23 $\frac{2}{4}$	47 906	27 $\frac{2}{4}$	56 016	31 $\frac{2}{4}$	64 127
23 $\frac{3}{4}$	48 159	27 $\frac{3}{4}$	56 270	31 $\frac{3}{4}$	64 381
23 $\frac{1}{8}$	48 413	27 $\frac{1}{8}$	56 523	31 $\frac{1}{8}$	64 634

TABLE showing Pesos per 100 Kilograms with Canadian Equivalent per 100 Kilograms and per 100 Pounds.

NOTE.—This table will apply to the following Country:—Argentine Republic.

Pesos.	Per 100 Kilograms.		Per 100 Pounds.		Per 100 Kilograms.		Per 100 Pounds.		Per 100 Kilograms.		Per 100 Pounds.	
	§ cts.	§ cts.	§ cts.	§ cts.	§ cts.	§ cts.	§ cts.	§ cts.	§ cts.	§ cts.	§ cts.	§ cts.
1	0.956	56	54.04	24.54	111	107.12	48.64	166	160.19	72.72		
2	1.93	57	55.01	24.97	112	108.08	49.08	167	161.16	73.15		
3	2.90	58	55.97	25.41	113	109.05	49.51	168	162.12	73.59		
4	3.86	59	56.94	25.85	114	110.01	49.95	169	163.09	74.03		
5	4.83	60	57.90	26.30	115	110.98	50.39	170	164.05	74.47		
6	5.79	61	58.87	26.74	116	111.94	50.83	171	165.02	74.91		
7	6.76	62	59.83	27.18	117	112.91	51.26	172	165.98	75.34		
8	7.72	63	60.80	27.61	118	113.87	51.70	173	166.95	75.78		
9	8.69	64	61.76	28.05	119	114.84	52.14	174	167.91	76.22		
10	9.65	65	62.73	28.49	120	115.80	52.58	175	168.88	76.66		
11	10.62	66	63.69	28.93	121	116.77	53.02	176	169.84	77.09		
12	11.58	67	64.66	29.36	122	117.73	53.45	177	170.81	77.53		
13	12.55	68	65.62	29.80	123	118.70	53.89	178	171.77	77.97		
14	13.51	69	66.59	30.24	124	119.66	54.33	179	172.74	78.41		
15	14.48	70	67.55	30.68	125	120.63	54.77	180	173.70	78.85		
16	15.44	71	68.52	31.12	126	121.59	55.20	181	174.67	79.28		
17	16.41	72	69.48	31.56	127	122.56	55.64	182	175.63	79.72		
18	17.37	73	70.45	31.99	128	123.52	56.08	183	176.60	80.16		
19	18.34	74	71.41	32.43	129	124.49	56.52	184	177.56	80.60		
20	19.30	75	72.38	32.87	130	125.45	56.96	185	178.53	81.03		
21	20.27	76	73.34	33.31	131	126.42	57.39	186	179.49	81.47		
22	21.23	77	74.31	33.74	132	127.38	57.83	187	180.46	81.91		
23	22.20	78	75.27	34.18	133	128.35	58.27	188	181.42	82.35		
24	23.16	79	76.24	34.62	134	129.31	58.71	189	182.39	82.79		
25	24.13	80	77.20	35.06	135	130.28	59.15	190	183.35	83.22		
26	25.09	81	78.17	35.50	136	131.24	59.58	191	184.32	83.66		
27	26.06	82	79.13	35.94	137	132.21	60.02	192	185.28	84.10		
28	27.02	83	80.10	36.37	138	133.17	60.46	193	186.25	84.54		
29	27.99	84	81.06	36.81	139	134.14	60.90	194	187.21	84.98		
30	28.95	85	82.03	37.25	140	135.10	61.33	195	188.18	85.41		
31	29.92	86	82.99	37.69	141	136.07	61.77	196	189.14	85.85		
32	30.88	87	83.96	38.12	142	137.03	62.21	197	190.11	86.29		
33	31.85	88	84.92	38.56	143	138.00	62.65	198	191.07	86.73		
34	32.81	89	85.89	39.00	144	138.96	63.09	199	192.04	87.16		

TABLE showing Kronen per 100 Kilograms with Canadian Equivalent per 100 Kilograms and per 100 Pounds.

NOTE.—This table will apply to the following Country:—Austria-Hungary.

Per 100 Kilograms.	Per 100 Kilograms.	Per 100 Pounds.	Per 100 Kilograms.		Per 100 Pounds.		Per 100 Kilograms.	Per 100 Kilograms.	Per 100 Pounds.		
			Kronen.	\$ cts.	Kronen.	\$ cts.					
1	0.203	0.082	56	11.37	5.16	111	22.53	10.22	166	33.70	15.29
2	0.41	0.186	57	11.57	5.25	112	22.74	10.32	167	33.90	15.38
3	0.61	0.276	58	11.77	5.34	113	22.94	10.41	168	34.10	15.47
4	0.81	0.369	59	11.98	5.43	114	23.14	10.50	169	34.31	15.57
5	1.02	0.462	60	12.18	5.52	115	23.35	10.59	170	34.51	15.66
6	1.22	0.554	61	12.38	5.62	116	23.55	10.69	171	34.71	15.75
7	1.42	0.64	62	12.59	5.71	117	23.75	10.78	172	34.92	15.84
8	1.62	0.74	63	12.79	5.80	118	23.95	10.87	173	35.12	15.93
9	1.83	0.83	64	12.99	5.89	119	24.16	10.96	174	35.32	16.03
10	2.03	0.921	65	13.20	5.99	120	24.36	11.05	175	35.53	16.12
11	2.23	1.01	66	13.40	6.08	121	24.56	11.14	176	35.73	16.21
12	2.44	1.11	67	13.60	6.17	122	24.77	11.24	177	35.93	16.30
13	2.64	1.20	68	13.80	6.26	123	24.97	11.33	178	36.13	16.39
14	2.84	1.29	69	14.01	6.35	124	25.17	11.42	179	36.34	16.49
15	3.05	1.38	70	14.21	6.45	125	25.38	11.51	180	36.54	16.58
16	3.25	1.47	71	14.41	6.54	126	25.58	11.61	181	36.74	16.67
17	3.45	1.57	72	14.62	6.63	127	25.78	11.70	182	36.95	16.76
18	3.65	1.66	73	14.82	6.72	128	25.98	11.79	183	37.15	16.86
19	3.86	1.75	74	15.02	6.81	129	26.19	11.88	184	37.35	16.95
20	4.06	1.84	75	15.23	6.91	130	26.39	11.97	185	37.56	17.04
21	4.26	1.93	76	15.43	7.00	131	26.59	12.06	186	37.76	17.13
22	4.47	2.03	77	15.63	7.09	132	26.80	12.16	187	37.96	17.22
23	4.67	2.12	78	15.83	7.18	133	27.00	12.25	188	38.16	17.31
24	4.87	2.21	79	16.04	7.28	134	27.20	12.34	189	38.37	17.41
25	5.08	2.30	80	16.24	7.37	135	27.41	12.44	190	38.57	17.50
26	5.28	2.39	81	16.44	7.46	136	27.61	12.53	191	38.77	17.59
27	5.48	2.48	82	16.65	7.55	137	27.81	12.62	192	38.98	17.69
28	5.68	2.58	83	16.85	7.64	138	28.01	12.71	193	39.18	17.78
29	5.89	2.67	84	17.05	7.73	139	28.22	12.81	194	39.38	17.87
30	6.09	2.76	85	17.25	7.83	140	28.42	12.90	195	39.59	17.96
31	6.29	2.85	86	17.46	7.92	141	28.62	12.99	196	39.79	18.05
32	6.50	2.95	87	17.66	8.01	142	28.83	13.08	197	39.99	18.14
33	6.70	3.04	88	17.86	8.10	143	29.03	13.17	198	40.19	18.24
34	6.90	3.13	89	18.07	8.19	144	29.23	13.26	199	40.40	18.33

SESSIONAL PAPER No. 10f

35	7-11	3-22	18-27	8-29	145	29-44	13-35	200	40-60	18-42
36	7-31	3-31	18-47	8-36	146	29-64	13-45	205	41-62	18-88
37	7-51	3-40	18-68	8-47	147	29-84	13-54	210	42-63	19-31
38	7-71	3-49	18-88	8-56	148	30-04	13-63	215	43-65	19-80
39	7-91	3-58	19-08	8-66	149	30-25	13-73	220	44-66	20-26
40	8-12	3-69	19-29	8-75	150	30-45	13-82	225	45-68	20-73
41	8-32	3-78	19-49	8-84	151	30-65	13-91	250	50-75	23-03
42	8-53	3-87	19-69	8-93	152	30-86	14-00	275	55-83	25-33
43	8-73	3-96	19-89	9-02	153	31-06	14-09	300	60-90	27-63
44	8-93	4-05	20-10	9-12	154	31-26	14-18	400	81-20	36-84
45	9-14	4-15	20-30	9-21	155	31-47	14-28	500	101-50	46-05
46	9-34	4-24	20-50	9-30	156	31-67	14-37	600	121-80	55-26
47	9-54	4-33	20-71	9-40	157	31-87	14-46	700	142-10	64-47
48	9-74	4-42	20-91	9-49	158	32-07	14-55	800	162-40	73-68
49	9-95	4-51	21-11	9-58	159	32-28	14-65	900	182-70	82-89
50	10-15	4-60	21-32	9-67	160	32-48	14-74	1,000	203-00	92-11
51	10-35	4-69	21-52	9-76	161	32-68	14-83	1,500	304-50	138-16
52	10-56	4-79	21-72	9-85	162	32-89	14-92	2,000	406-00	184-22
53	10-76	4-88	21-92	9-95	163	33-09	15-01	3,000	609-00	276-32
54	10-96	4-97	22-13	10-04	164	33-29	15-10	4,000	812-00	368-42
55	11-17	5-07	22-33	10-13	165	33-50	15-20	5,000	1,015-00	460-53

COINAGE in Undermentioned Countries with Equivalent Value in Canadian Currency.

Country.	Monetary Unit.	Equivalent Value in Canadian Currency.	Weights and Measures in use.
Austria.....	Krone.....	Cents. 20-3	Metric.
Hungary.....	Kroua.....	20-3	Metric.

TABLE showing Francs per 100 Kilograms with Canadian Equivalent per 100 Kilograms and per 100 Pounds.

NOTE.—This table will apply to the following countries:—Belgium, Belgian Congo, Bulgaria, France, Italy, Roumania, Servia, Spain, Switzerland and Venezuela.

Per 100 Kilograms.	Per 100 Kilograms.		Per 100 Pounds.		Per 100 Kilograms.		Per 100 Pounds.		Per 100 Kilograms.		Per 100 Pounds.	
	Francs.	\$ cts.	Francs.	\$ cts.	Francs.	\$ cts.	Francs.	\$ cts.	Francs.	\$ cts.	Francs.	\$ cts.
1	0.193	0.088	56	10.81	1.91	21.42	111	9.73	166	32.04	14.56	
2	0.39	0.175	57	11.00	5.00	21.62	112	9.82	167	32.23	14.65	
3	0.58	0.263	58	11.19	5.09	21.81	113	9.91	168	32.32	14.73	
4	0.77	0.35	59	11.39	5.18	22.00	114	10.00	169	32.42	14.82	
5	0.97	0.44	60	11.58	5.26	22.20	115	10.09	170	32.51	14.91	
6	1.16	0.527	61	11.77	5.35	22.39	116	10.17	171	32.60	15.00	
7	1.35	0.614	62	11.97	5.44	22.58	117	10.26	172	32.70	15.09	
8	1.54	0.70	63	12.16	5.53	22.77	118	10.35	173	32.89	15.17	
9	1.74	0.79	64	12.35	5.61	22.97	119	10.41	174	33.08	15.26	
10	1.93	0.877	65	12.55	5.70	23.16	120	10.52	175	33.28	15.35	
11	2.12	0.965	66	12.74	5.79	23.35	121	10.61	176	33.46	15.44	
12	2.32	1.05	67	12.93	5.88	23.55	122	10.70	177	33.65	15.52	
13	2.51	1.14	68	13.12	5.96	23.74	123	10.79	178	33.85	15.61	
14	2.70	1.23	69	13.32	6.05	23.93	124	10.88	179	34.05	15.70	
15	2.90	1.32	70	13.51	6.14	24.13	125	10.97	180	34.24	15.79	
16	3.09	1.40	71	13.70	6.23	24.32	126	11.05	181	34.43	15.87	
17	3.28	1.49	72	13.90	6.32	24.51	127	11.11	182	34.63	15.96	
18	3.47	1.58	73	14.09	6.40	24.70	128	11.22	183	34.82	16.04	
19	3.67	1.67	74	14.28	6.49	24.90	129	11.31	184	35.01	16.11	
20	3.86	1.75	75	14.48	6.58	25.09	130	11.40	185	35.20	16.19	
21	4.05	1.84	76	14.67	6.67	25.28	131	11.49	186	35.39	16.27	
22	4.25	1.93	77	14.86	6.75	25.48	132	11.58	187	35.58	16.35	
23	4.44	2.02	78	15.05	6.84	25.67	133	11.67	188	35.77	16.43	
24	4.63	2.11	79	15.25	6.93	25.86	134	11.75	189	35.96	16.51	
25	4.83	2.20	80	15.44	7.02	26.06	135	11.84	190	36.15	16.59	
26	5.02	2.28	81	15.63	7.10	26.25	136	11.93	191	36.34	16.67	
27	5.21	2.37	82	15.83	7.19	26.44	137	12.02	192	36.53	16.75	
28	5.40	2.45	83	16.02	7.28	26.63	138	12.10	193	36.72	16.83	
29	5.60	2.54	84	16.21	7.37	26.83	139	12.19	194	36.91	16.91	
30	5.79	2.63	85	16.41	7.46	27.02	140	12.28	195	37.10	16.99	
31	5.98	2.72	86	16.60	7.55	27.21	141	12.37	196	37.29	17.07	
32	6.18	2.81	87	16.79	7.63	27.41	142	12.46	197	37.48	17.15	
33	6.37	2.90	88	16.98	7.72	27.60	143	12.54	198	37.67	17.23	
34	6.56	2.98	89	17.18	7.81	27.79	144	12.63	199	37.86	17.31	

SESSIONAL PAPER No. 10f

35	6.76	3.07	90	17.37	7.89	145	27.99	12.72	290	38.60	17.51
36	6.95	3.16	91	17.56	7.98	146	28.18	12.81	295	39.57	17.98
37	7.14	3.25	92	17.76	8.07	147	28.37	12.89	310	40.53	18.42
38	7.33	3.33	93	17.95	8.16	148	28.56	12.98	325	41.50	18.86
39	7.53	3.42	94	18.14	8.25	149	28.76	13.07	340	42.46	19.29
40	7.72	3.51	95	18.34	8.34	150	28.95	13.16	355	43.43	19.74
41	7.91	3.60	96	18.53	8.42	151	29.14	13.24	370	44.25	20.19
42	8.11	3.69	97	18.72	8.51	152	29.34	13.33	385	45.08	20.64
43	8.30	3.77	98	18.91	8.60	153	29.53	13.42	400	45.91	21.09
44	8.49	3.86	99	19.11	8.69	154	29.72	13.51	415	46.74	21.54
45	8.69	3.95	100	19.30	8.77	155	29.92	13.60	430	47.57	21.99
46	8.88	4.04	101	19.49	8.86	156	30.11	13.68	445	48.40	22.44
47	9.07	4.12	102	19.69	8.95	157	30.30	13.77	460	49.23	22.89
48	9.26	4.21	103	19.88	9.03	158	30.49	13.86	475	50.06	23.34
49	9.46	4.30	104	20.07	9.12	159	30.69	13.95	490	50.89	23.79
50	9.65	4.39	105	20.27	9.21	160	30.88	14.03	505	51.72	24.24
51	9.84	4.47	106	20.46	9.30	161	31.07	14.12	520	52.55	24.69
52	10.04	4.56	107	20.65	9.38	162	31.27	14.21	535	53.38	25.14
53	10.23	4.65	108	20.84	9.47	163	31.46	14.30	550	54.21	25.59
54	10.42	4.74	109	21.04	9.56	164	31.65	14.38	565	55.04	26.04
55	10.62	4.83	110	21.23	9.65	165	31.85	14.47	580	55.87	26.49

COINAGE of the Undermentioned Countries with Equivalent Value in Canadian Currency.

Country.	Monetary Unit.	Equivalent Value in Canadian Currency.	Weights and Measures in use.
Belgium.....	Franc.....	Cents.	Metric.
Belgian Congo.....	Franc.....	19.3	"
Bulgaria.....	Leva.....	19.3	"
France.....	Franc.....	19.3	"
Italy.....	Lira.....	19.3	"
Roumania.....	Leu.....	19.3	"
Servia.....	Dinar.....	19.3	"
Spain.....	Peseta.....	19.3	"
Switzerland.....	Franc.....	19.3	"
Venezuela.....	Bolivar.....	19.3	"

TABLE showing Milreis per 100 Kilograms with Canadian Equivalent per 100 Kilograms and per 100 Pounds.

NOTE—This table will apply to the following country:—Brazil.

Per 100 Kilograms.	Per 100 Kilograms.		Per 100 Kilograms.		Per 100 Kilograms.		Per 100 Kilograms.		Per 100 Kilograms.		Per 100 Kilograms.	
	Per 100 Pounds.	Per 100 Kilograms.	Per 100 Pounds.	Per 100 Kilograms.	Per 100 Pounds.	Per 100 Kilograms.	Per 100 Pounds.	Per 100 Kilograms.	Per 100 Pounds.	Per 100 Kilograms.	Per 100 Pounds.	Per 100 Kilograms.
Milreis.	§ cts.	§ cts.	§ cts.	Milreis.	§ cts.	Milreis.	§ cts.	§ cts.	§ cts.	Milreis.	§ cts.	§ cts.
1	0.5461	0.248	56	30.58	13.89	111	60.62	27.53	166	90.64	41.17	
2	1.09	0.496	57	31.12	14.13	112	61.16	27.78	167	91.18	41.41	
3	1.64	0.744	58	31.67	14.38	113	61.71	28.02	168	91.73	41.66	
4	2.18	0.992	59	32.21	14.63	114	62.25	28.27	169	92.27	41.91	
5	2.73	1.24	60	32.76	14.88	115	62.80	28.52	170	92.82	42.16	
6	3.28	1.49	61	33.31	15.13	116	63.35	28.77	171	93.37	42.41	
7	3.82	1.74	62	33.85	15.38	117	63.89	29.01	172	93.91	42.66	
8	4.37	1.98	63	34.40	15.62	118	64.44	29.26	173	94.46	42.90	
9	4.91	2.23	64	34.94	15.87	119	64.98	29.51	174	95.00	43.15	
10	5.46	2.48	65	35.49	16.12	120	65.53	29.76	175	95.55	43.40	
11	6.01	2.73	66	36.04	16.37	121	66.08	30.01	176	96.10	43.65	
12	6.55	2.98	67	36.58	16.61	122	66.62	30.26	177	96.64	43.89	
13	7.10	3.22	68	37.13	16.86	123	67.17	30.50	178	97.19	44.14	
14	7.64	3.47	69	37.67	17.11	124	67.71	30.75	179	97.73	44.39	
15	8.19	3.72	70	38.22	17.36	125	68.26	31.00	180	98.28	44.64	
16	8.74	3.97	71	38.77	17.61	126	68.81	31.25	181	98.83	44.89	
17	9.28	4.21	72	39.31	17.86	127	69.35	31.49	182	99.37	45.14	
18	9.83	4.46	73	39.86	18.10	128	69.90	31.74	183	99.92	45.38	
19	10.37	4.71	74	40.40	18.35	129	70.44	31.99	184	100.46	45.63	
20	10.92	4.96	75	40.95	18.60	130	70.99	32.24	185	101.01	45.88	
21	11.47	5.21	76	41.50	18.85	131	71.54	32.49	186	101.56	46.13	
22	12.01	5.46	77	42.04	19.09	132	72.08	32.74	187	102.10	46.37	
23	12.56	5.70	78	42.59	19.34	133	72.63	32.98	188	102.65	46.62	
24	13.10	5.95	79	43.13	19.59	134	73.17	33.23	189	103.19	46.87	
25	13.65	6.20	80	43.68	19.84	135	73.72	33.48	190	103.74	47.12	
26	14.20	6.45	81	44.23	20.09	136	74.27	33.73	191	104.29	47.37	
27	14.74	6.69	82	44.77	20.34	137	74.81	33.97	192	104.83	47.62	
28	15.29	6.94	83	45.32	20.58	138	75.36	34.22	193	105.38	47.86	
29	15.83	7.19	84	45.86	20.83	139	75.90	34.47	194	105.92	48.11	
30	16.38	7.44	85	46.41	21.08	140	76.45	34.72	195	106.47	48.36	
31	16.93	7.69	86	46.96	21.33	141	77.00	34.97	196	107.02	48.61	
32	17.47	7.94	87	47.50	21.57	142	77.55	35.22	197	107.56	48.85	
33	18.02	8.18	88	48.05	21.82	143	78.09	35.46	198	108.11	49.10	
34	18.56	8.43	89	48.59	22.07	144	78.63	35.71	199	108.65	49.35	

SESSIONAL PAPER No. 10f

35	19-11	8-68	90	49-14	22-32	145	79-18	35-96	200	109-20	49-60
36	19-66	8-93	91	49-69	22-57	146	79-72	36-21	205	111-33	50-84
37	20-20	9-17	92	50-23	22-81	147	80-27	36-45	210	114-66	52-08
38	20-75	9-42	93	50-78	23-06	148	80-81	36-70	215	117-39	53-32
39	21-29	9-67	94	51-32	23-31	149	81-36	36-95	220	120-12	54-56
40	21-84	9-92	95	51-87	23-56	150	81-90	37-20	225	122-85	55-80
41	22-39	10-17	96	52-42	23-80	151	82-45	37-45	250	136-50	62-00
42	22-93	10-42	97	52-96	24-05	152	82-99	37-70	275	150-15	68-19
43	23-48	10-66	98	53-51	24-30	153	83-54	37-94	300	163-80	74-38
44	24-02	10-91	99	54-05	24-55	154	84-08	38-19	340	218-44	99-11
45	24-57	11-16	100	54-61	24-80	155	84-63	38-44	500	273-05	123-88
46	25-12	11-41	101	55-16	25-05	156	85-18	38-69	600	327-66	148-66
47	25-66	11-65	102	55-70	25-30	157	85-72	38-93	700	382-27	173-44
48	26-21	11-90	103	56-25	25-54	158	86-27	39-18	800	436-88	198-22
49	26-75	12-15	104	56-79	25-79	159	86-81	39-43	900	491-49	222-99
50	27-30	12-40	105	57-34	26-04	160	87-36	39-68	1,000	546-10	247-77
51	27-85	12-65	106	57-89	26-29	161	87-91	39-93	1,500	819-15	371-66
52	28-39	12-90	107	58-43	26-53	162	88-45	40-18	2,000	1,092-20	495-55
53	28-94	13-14	108	58-98	26-78	163	89-00	40-42	3,000	1,638-30	743-33
54	29-48	13-39	109	59-52	27-03	164	89-55	40-67	4,000	2,184-40	991-10
55	30-03	13-64	110	60-07	27-28	165	90-09	40-92	5,000	2,730-50	1,238-88

Coinage of Undermentioned Country with Equivalent Value in Canadian Currency.

Country.	Monetary Unit.	Equivalent Value in Canadian Currency.	Weights and Measures in use.
Brazil.....	Milreis.....	Cents, 54 '61	Metric.

SESSIONAL PAPER No. 10f

35	12.78	5.78	90	32.85	14.85	145	52.93	23.43	200	73.00	33.00
36	13.14	5.94	91	33.22	15.02	146	53.29	24.09	205	74.83	33.83
37	13.51	6.11	92	33.58	15.18	147	53.66	24.26	210	76.65	34.65
38	13.87	6.27	93	33.95	15.35	148	54.02	24.42	215	78.48	35.48
39	14.24	6.44	94	34.31	15.51	149	54.39	24.59	220	80.30	36.30
40	14.60	6.60	95	34.68	15.68	150	54.75	24.75	225	82.13	37.13
41	14.97	6.77	96	35.04	15.84	151	55.12	24.92	230	84.00	38.00
42	15.33	6.93	97	35.41	16.01	152	55.48	25.08	235	85.88	38.88
43	15.70	7.10	98	35.77	16.17	153	55.85	25.25	240	87.80	39.80
44	16.06	7.26	99	36.14	16.34	154	56.21	25.41	245	89.75	40.75
45	16.43	7.43	100	36.50	16.50	155	56.58	25.58	250	91.75	41.75
46	16.79	7.59	101	36.87	16.67	156	56.94	25.74	255	93.80	42.80
47	17.16	7.76	102	37.23	16.83	157	57.31	25.91	260	95.85	43.85
48	17.52	7.92	103	37.60	17.00	158	57.67	26.07	265	97.95	44.95
49	17.89	8.09	104	37.96	17.16	159	58.04	26.24	270	100.10	46.10
50	18.25	8.25	105	38.33	17.33	160	58.40	26.40	275	102.30	47.30
51	18.62	8.42	106	38.69	17.49	161	58.77	26.57	280	104.55	48.55
52	18.98	8.58	107	39.06	17.66	162	59.13	26.73	285	106.85	49.85
53	19.35	8.75	108	39.42	17.82	163	59.50	26.90	290	109.20	51.20
54	19.71	8.91	109	39.79	17.99	164	59.86	27.06	295	111.60	52.60
55	20.08	9.08	110	40.15	18.15	165	60.23	27.23	300	114.05	54.05

COINAGE OF UNDERMENTIONED COUNTRY WITH EQUIVALENT VALUE IN CANADIAN CURRENCY.

Country.	Monetary Unit.	Equivalent Value in Canadian Currency.*	Weights and Measures in Use.
Chile.....	Peso.....	Cents. 36.5	Metric.

TABLE showing Kroner per 100 Kilograms with Canadian Equivalent per 100 Kilograms and per 100 Pounds.

NOTE:—This table will apply to the following countries—Denmark, Norway and Sweden.

Per 100 Kilograms.	Per 100 Kilograms.		Per 100 Pounds.		Per 100 Kilograms.		Per 100 Pounds.		Per 100 Kilograms.		Per 100 Pounds.	
	Kroner.	§ cts.	§ cts.	§ cts.	Kroner.	§ cts.	§ cts.	§ cts.	Kroner.	§ cts.	§ cts.	§ cts.
1	0.268	0.122	15.008	6.81	111	29.748	13.50	166	44.488	20.18		
2	0.536	0.243	15.276	6.93	112	30.016	13.62	167	44.756	20.31		
3	0.804	0.365	15.544	7.05	113	30.284	13.74	168	45.024	20.43		
4	1.072	0.486	15.812	7.17	114	30.552	13.86	169	45.292	20.55		
5	1.34	0.608	16.08	7.29	115	30.82	13.98	170	45.56	20.67		
6	1.608	0.730	16.348	7.42	116	31.088	14.10	171	45.828	20.79		
7	1.876	0.851	16.616	7.54	117	31.356	14.23	172	46.096	20.91		
8	2.144	0.973	16.884	7.66	118	31.624	14.35	173	46.364	21.04		
9	2.412	1.09	17.152	7.78	119	31.892	14.47	174	46.632	21.16		
10	2.68	1.22	17.42	7.90	120	32.16	14.59	175	46.90	21.28		
11	2.948	1.34	17.688	8.02	121	32.428	14.71	176	47.168	21.40		
12	3.216	1.46	17.956	8.15	122	32.696	14.83	177	47.436	21.52		
13	3.484	1.58	18.224	8.27	123	32.964	14.96	178	47.704	21.64		
14	3.752	1.70	18.492	8.39	124	33.232	15.08	179	47.972	21.77		
15	4.02	1.82	18.76	8.51	125	33.50	15.20	180	48.24	21.89		
16	4.288	1.95	19.028	8.63	126	33.768	15.32	181	48.508	22.01		
17	4.556	2.07	19.296	8.75	127	34.036	15.44	182	48.776	22.13		
18	4.824	2.19	19.564	8.88	128	34.304	15.56	183	49.044	22.25		
19	5.092	2.31	19.832	9.00	129	34.572	15.69	184	49.312	22.37		
20	5.36	2.43	20.10	9.12	130	34.84	15.81	185	49.58	22.50		
21	5.628	2.55	20.368	9.24	131	35.108	15.93	186	49.848	22.62		
22	5.896	2.67	20.636	9.36	132	35.376	16.05	187	50.116	22.74		
23	6.164	2.79	20.904	9.48	133	35.644	16.17	188	50.384	22.86		
24	6.432	2.92	21.172	9.61	134	35.912	16.29	189	50.652	22.98		
25	6.70	3.04	21.44	9.73	135	36.18	16.42	190	50.92	23.10		
26	6.968	3.16	21.708	9.85	136	36.448	16.54	191	51.188	23.22		
27	7.236	3.28	21.976	9.97	137	36.716	16.66	192	51.456	23.35		
28	7.504	3.40	22.244	10.09	138	36.984	16.78	193	51.724	23.47		
29	7.772	3.52	22.512	10.21	139	37.252	16.90	194	51.992	23.59		
30	8.04	3.64	22.78	10.33	140	37.52	17.02	195	52.26	23.71		
31	8.308	3.76	23.048	10.46	141	37.788	17.15	196	52.528	23.83		
32	8.576	3.89	23.316	10.58	142	38.056	17.27	197	52.796	23.95		
33	8.844	4.01	23.584	10.70	143	38.324	17.39	198	53.064	24.08		
34	9.112	4.13	23.852	10.82	144	38.592	17.51	199	53.332	24.20		

SESSIONAL PAPER No. 10f

35	9.38	4.25	90	24.12	10.94	145	38.86	17.63	200	53.60	24.32
36	9.648	4.37	91	21.388	11.07	146	39.128	17.75	205	54.94	24.93
37	9.916	4.49	92	24.656	11.19	147	39.396	17.87	210	56.28	25.53
38	10.184	4.62	93	24.924	11.31	148	39.664	17.99	215	57.62	26.14
39	10.452	4.74	94	25.192	11.43	149	39.932	18.12	220	58.96	26.75
40	10.72	4.86	95	25.46	11.55	150	40.20	18.24	225	60.30	27.35
41	10.988	4.98	96	25.728	11.67	151	40.468	18.36	230	61.64	27.96
42	11.256	5.10	97	25.996	11.79	152	40.736	18.48	235	62.98	28.57
43	11.524	5.22	98	26.264	11.92	153	41.004	18.60	240	64.32	29.18
44	11.792	5.35	99	26.532	12.04	154	41.272	18.73	245	65.66	29.79
45	12.06	5.47	100	26.80	12.16	155	41.54	18.85	250	67.00	30.40
46	12.328	5.59	101	27.068	12.28	156	41.808	18.97	255	68.34	31.01
47	12.596	5.71	102	27.336	12.40	157	42.076	19.09	260	69.68	31.62
48	12.864	5.83	103	27.604	12.52	158	42.344	19.21	265	71.02	32.23
49	13.132	5.95	104	27.872	12.65	159	42.612	19.33	270	72.36	32.84
50	13.40	6.07	105	28.14	12.77	160	42.88	19.46	275	73.70	33.45
51	13.668	6.19	106	28.408	12.89	161	43.148	19.58	280	75.04	34.06
52	13.936	6.32	107	28.676	13.01	162	43.416	19.70	285	76.38	34.67
53	14.204	6.44	108	28.944	13.13	163	43.684	19.82	290	77.72	35.28
54	14.472	6.56	109	29.212	13.25	164	43.952	19.94	295	79.06	35.89
55	14.74	6.69	110	29.48	13.37	165	44.22	20.06	300	80.40	36.50

COINAGE of Undermentioned Countries with Equivalent Value in Canadian Currency.

Country.	Monetary Unit.	Equivalent Value in Canadian Currency.	Weights and Measures in use.
Denmark.....	Krone.....	Cents.	Metric.
Norway.....	Krone.....	26.8	"
Sweden.....	Krona.....	26.8	"
		26.8	

SESSIONAL PAPER No. 10f

35	14.07	6.38	90	36.18	16.42	145	58.29	26.45	299	80.40	36.48
36	14.47	6.57	91	36.58	16.60	146	58.69	26.63	205	82.41	37.39
37	14.87	6.75	92	36.98	16.78	147	59.09	26.81	210	84.42	38.30
38	15.28	6.93	93	37.39	16.96	148	59.50	27.00	215	86.43	39.22
39	15.68	7.11	94	37.79	17.14	149	59.90	27.18	220	88.44	40.12
40	16.08	7.29	95	38.19	17.33	150	60.30	27.36	225	90.45	41.04
41	16.48	7.48	96	38.59	17.51	151	60.70	27.54	250	100.50	45.60
42	16.88	7.66	97	38.99	17.69	152	61.10	27.72	275	110.55	50.16
43	17.29	7.84	98	39.40	17.88	153	61.51	27.91	300	120.60	54.72
44	17.69	8.03	99	39.80	18.06	154	61.91	28.09	400	160.80	72.96
45	18.09	8.21	100	40.20	18.24	155	62.31	28.27	500	201.00	91.20
46	18.49	8.39	101	40.60	18.42	156	62.71	28.45	600	241.20	109.43
47	18.89	8.57	102	41.00	18.60	157	63.11	28.63	700	281.40	127.70
48	19.30	8.75	103	41.41	18.79	158	63.52	28.82	800	321.60	145.92
49	19.70	8.93	104	41.81	18.97	159	63.92	29.00	900	361.80	164.16
50	20.10	9.12	105	42.21	19.15	160	64.32	29.18	1,000	402.00	182.39
51	20.50	9.30	106	42.61	19.33	161	64.72	29.36	1,500	603.00	273.59
52	20.90	9.48	107	43.01	19.51	162	65.12	29.55	2,000	804.00	364.79
53	21.31	9.67	108	43.42	19.70	163	65.53	29.73	3,000	1,206.00	547.19
54	21.71	9.85	109	43.82	19.88	164	65.93	29.91	4,000	1,608.00	729.58
55	22.11	10.03	110	44.22	20.06	165	66.33	30.10	5,000	2,010.00	911.98

COINAGE of Undermentioned Country with Equivalent Value in Canadian Currency.

Country.	Monetary Unit.	Equivalent Value in Canadian Currency.	Weights and Measures in use.
Holland (Netherlands).....	Gulden.	Cents. 40-2	Metric.

SESSIONAL PAPER No. 10f

35	8.33	3.78	90	21.42	9.72	145	34.51	15.66	200	47.60	21.60
36	8.568	3.89	91	21.638	9.83	146	34.748	15.77	205	48.79	22.14
37	8.806	3.99	92	21.896	9.93	147	34.986	15.87	210	49.98	22.68
38	9.044	4.10	93	22.134	10.04	148	35.224	15.98	215	51.17	23.22
39	9.282	4.21	94	22.372	10.15	149	35.462	16.09	220	52.36	23.76
40	9.52	4.32	95	22.61	10.26	150	35.70	16.20	225	53.55	24.30
41	9.758	4.43	96	22.848	10.37	151	35.938	16.31	250	59.50	27.00
42	9.996	4.54	97	23.086	10.47	152	36.176	16.41	275	65.45	29.70
43	10.234	4.64	98	23.324	10.58	153	36.414	16.52	300	71.40	32.40
44	10.472	4.75	99	23.562	10.69	154	36.652	16.63	400	95.20	43.20
45	10.71	4.86	100	23.80	10.80	155	36.89	16.74	500	119.00	54.00
46	10.948	4.97	101	24.038	10.90	156	37.128	16.85	600	142.80	64.79
47	11.186	5.08	102	24.276	11.01	157	37.366	16.95	700	166.60	75.59
48	11.424	5.18	103	24.514	11.12	158	37.604	17.06	800	190.40	86.39
49	11.662	5.29	104	24.752	11.23	159	37.842	17.17	900	214.20	97.19
50	11.90	5.40	105	24.99	11.34	160	38.08	17.28	1,000	238.00	107.99
51	12.138	5.51	106	25.228	11.44	161	38.318	17.39	1,600	357.00	161.98
52	12.376	5.62	107	25.466	11.55	162	38.556	17.49	2,000	476.00	215.97
53	12.614	5.72	108	25.704	11.66	163	38.794	17.60	3,000	714.00	323.96
54	12.852	5.83	109	25.942	11.77	164	39.032	17.71	4,000	952.00	431.94
55	13.09	5.94	110	26.18	11.88	165	39.27	17.82	5,000	1,190.00	539.93

COINAGE of Undermentioned Country with Equivalent Value in Canadian Currency.

Country.	Monetary Unit.	Equivalent Value in Canadian Currency.	Weights and Measures in use.
Germany	Mark.....	Cents. 23.8	Metric.

TABLE showing Yens per 100 Kilograms with Canadian Equivalent per 100 Kilograms and per 100 Pounds.

NOTE:—This table will apply to the following Countries—Japan and Mexico.

Per 100 Kilograms.	Per 100 Kilograms.		Per 100 Pounds.		Per 100 Kilograms.		Per 100 Pounds.		Per 100 Kilograms.		Per 100 Pounds.	
	Yens.	\$ cts.	Yens.	\$ cts.	Yens.	\$ cts.	Yens.	\$ cts.	Yens.	\$ cts.	Yens.	\$ cts.
1	4.98	.226	56	27.888	12.65	111	55.278	25.08	166	82.668	37.51	
2	.996	.452	57	28.386	12.89	112	55.776	25.31	167	83.166	37.73	
3	1.494	.678	58	28.884	13.11	113	56.274	25.53	168	83.664	37.96	
4	1.992	.904	59	29.382	13.33	114	56.772	25.76	169	84.162	38.19	
5	2.49	1.13	60	29.88	13.56	115	57.27	25.98	170	84.66	38.41	
6	2.988	1.36	61	30.378	13.78	116	57.768	26.21	171	85.158	38.63	
7	3.486	1.58	62	30.876	14.01	117	58.266	26.44	172	85.656	38.86	
8	3.984	1.81	63	31.374	14.24	118	58.764	26.66	173	86.154	39.09	
9	4.482	2.03	64	31.872	14.47	119	59.262	26.89	174	86.652	39.32	
10	4.98	2.26	65	32.37	14.69	120	59.76	27.11	175	87.15	39.54	
11	5.478	2.48	66	32.868	14.91	121	60.258	27.34	176	87.648	39.77	
12	5.976	2.71	67	33.366	15.14	122	60.756	27.57	177	88.146	39.99	
13	6.474	2.94	68	33.864	15.37	123	61.254	27.79	178	88.644	40.22	
14	6.972	3.16	69	34.362	15.59	124	61.752	28.02	179	89.142	40.45	
15	7.47	3.39	70	34.86	15.82	125	62.25	28.24	180	89.64	40.67	
16	7.968	3.61	71	35.358	16.04	126	62.748	28.47	181	90.138	40.89	
17	8.466	3.84	72	35.856	16.27	127	63.246	28.70	182	90.636	41.12	
18	8.964	4.07	73	36.354	16.49	128	63.744	28.93	183	91.134	41.35	
19	9.462	4.29	74	36.852	16.72	129	64.242	29.15	184	91.632	41.58	
20	9.96	4.52	75	37.35	16.95	130	64.74	29.37	185	92.13	41.80	
21	10.458	4.74	76	37.848	17.17	131	65.238	29.60	186	92.628	42.03	
22	10.956	4.97	77	38.346	17.40	132	65.736	29.83	187	93.126	42.25	
23	11.454	5.20	78	38.844	17.62	133	66.234	30.05	188	93.624	42.48	
24	11.952	5.42	79	39.342	17.85	134	66.732	30.28	189	94.122	42.71	
25	12.45	5.65	80	39.84	18.08	135	67.23	30.50	190	94.62	42.93	
26	12.948	5.87	81	40.338	18.30	136	67.728	30.73	191	95.118	43.16	
27	13.446	6.10	82	40.836	18.53	137	68.226	30.96	192	95.616	43.38	
28	13.944	6.33	83	41.334	18.75	138	68.724	31.18	193	96.114	43.61	
29	14.442	6.55	84	41.832	18.98	139	69.222	31.41	194	96.612	43.83	
30	14.94	6.78	85	42.33	19.21	140	69.72	31.63	195	97.11	44.06	
31	15.438	7.00	86	42.828	19.43	141	70.218	31.86	196	97.608	44.29	
32	15.936	7.23	87	43.326	19.66	142	70.716	32.09	197	98.106	44.51	
33	16.434	7.46	88	43.824	19.88	143	71.214	32.31	198	98.604	44.74	
34	16.932	7.68	89	44.322	20.11	144	71.712	32.54	199	99.102	44.96	
35	17.43	7.91	90	44.82	20.34	145	72.21	32.76	200	99.60	45.19	

SESSIONAL PAPER No. 10f

36	17-928	8-13	91	45-318	20-56	146	72-708	32-99	205	102-09	46-32
37	18-426	8-36	92	45-816	20-79	147	73-206	33-22	210	104-58	47-45
38	18-924	8-59	93	46-314	21-01	148	73-704	33-44	215	107-07	48-58
39	19-422	8-81	94	46-812	21-24	149	74-202	33-67	220	109-56	49-71
40	19-92	9-04	95	47-31	21-47	150	74-70	33-89	225	112-05	50-84
41	20-418	9-26	96	47-808	21-69	151	75-198	34-12	230	124-50	56-49
42	20-916	9-49	97	48-306	21-92	152	75-696	34-34	275	136-95	62-14
43	21-414	9-72	98	48-804	22-14	153	76-194	34-57	300	149-40	67-79
44	21-912	9-94	99	49-302	22-37	154	76-692	34-80	400	199-20	90-38
45	22-41	10-17	100	49-80	22-60	155	77-19	35-02	500	249-00	112-98
46	22-908	10-39	101	50-298	22-82	156	77-688	35-25	600	298-80	135-57
47	23-406	10-62	102	50-796	23-05	157	78-186	35-47	700	348-60	158-17
48	23-904	10-85	103	51-294	23-28	158	78-684	35-70	800	398-40	180-76
49	24-402	11-07	104	51-792	23-50	159	79-182	35-93	900	448-20	203-36
50	24-90	11-30	105	52-29	23-73	160	79-68	36-15	1,000	498-00	225-95
51	25-398	11-52	106	52-788	23-95	161	80-178	36-38	1,500	747-00	338-93
52	25-896	11-75	107	53-286	24-18	162	80-676	36-60	2,000	996-00	451-91
53	26-394	11-98	108	53-784	24-40	163	81-174	36-83	3,000	1,494-00	677-86
54	26-892	12-20	109	54-282	24-63	164	81-672	37-06	4,000	1,992-00	903-81
55	27-390	12-43	110	54-78	24-85	165	82-17	37-28	5,000	2,490-00	1,129-76

COINAGE of Undermentioned Countries with Equivalent Value in Canadian Currency.

Country.	Monetary Unit.	Equivalent Value in Canadian Currency.	Weights and Measures in use.
Japan.....	Yen.....	Cents.	Metric.
Mexico.....	Peso.....	49-8	"
		49-8	

TABLE showing Roubles per Pood with Canadian Equivalent per Pood and per 100 Pounds.

NOTE:—This table will apply to the following country—Russia.

Per Pood.	Per Pood.		Per 100 Pounds.		Per Pood.	Per Pood.		Per 100 Pounds.		Per Pood.	Per Pood.		Per 100 Pounds.
	Roubles.	\$ cts.	Roubles.	\$ cts.		Roubles.	\$ cts.	Roubles.	\$ cts.		Roubles.	\$ cts.	
1	0.515	1.43	56	28.84	80.08	111	57.17	158.73	166	85.49	237.38		
2	1.03	2.86	57	29.36	81.51	112	57.68	160.16	167	86.01	238.81		
3	1.55	4.29	58	29.87	82.94	113	58.20	161.59	168	86.52	240.24		
4	2.06	5.72	59	30.39	84.37	114	58.71	163.02	169	87.04	241.67		
5	2.58	7.15	60	30.90	85.80	115	59.23	164.45	170	87.55	243.10		
6	3.09	8.58	61	31.42	87.23	116	59.74	165.88	171	88.07	244.53		
7	3.61	10.01	62	31.93	88.66	117	60.26	167.31	172	88.58	245.96		
8	4.12	11.44	63	32.45	90.09	118	60.77	168.74	173	89.10	247.39		
9	4.64	12.87	64	32.96	91.52	119	61.29	170.17	174	89.61	248.82		
10	5.15	14.30	65	33.48	92.95	120	61.80	171.60	175	90.13	250.25		
11	5.67	15.73	66	33.99	94.38	121	62.32	173.03	176	90.64	251.68		
12	6.18	17.16	67	34.50	95.81	122	62.83	174.46	177	91.16	253.11		
13	6.70	18.59	68	35.02	97.24	123	63.35	175.89	178	91.67	254.54		
14	7.21	20.02	69	35.54	98.67	124	63.86	177.32	179	92.19	255.97		
15	7.73	21.45	70	36.05	100.10	125	64.38	178.75	180	92.70	257.40		
16	8.24	22.88	71	36.57	101.53	126	64.89	180.18	181	93.22	258.83		
17	8.76	24.31	72	37.08	102.96	127	65.41	181.61	182	93.73	260.26		
18	9.27	25.74	73	37.60	104.39	128	65.92	183.04	183	94.25	261.69		
19	9.79	27.17	74	38.11	105.82	129	66.44	184.47	184	94.76	263.12		
20	10.30	28.60	75	38.63	107.25	130	66.95	185.90	185	95.28	264.55		
21	10.82	30.03	76	39.14	108.68	131	67.47	187.33	186	95.79	265.98		
22	11.33	31.46	77	39.65	110.11	132	67.98	188.76	187	96.31	267.41		
23	11.85	32.89	78	40.17	111.54	133	68.50	190.19	188	96.82	268.84		
24	12.36	34.32	79	40.69	112.97	134	69.01	191.62	189	97.34	270.27		
25	12.88	35.75	80	41.20	114.40	135	69.53	193.05	190	97.85	271.70		
26	13.39	37.18	81	41.72	115.83	136	70.04	194.48	191	98.37	273.13		
27	13.91	38.61	82	42.25	117.26	137	70.56	195.91	192	98.88	274.56		
28	14.42	40.04	83	42.75	118.69	138	71.07	197.34	193	99.40	275.99		
29	14.94	41.47	84	43.26	120.12	139	71.59	198.77	194	99.91	277.42		
30	15.45	42.90	85	43.78	121.55	140	72.10	200.20	195	100.43	278.85		
31	15.97	44.33	86	44.29	122.98	141	72.62	201.63	196	100.94	280.28		
32	16.48	45.76	87	44.81	124.41	142	73.13	203.06	197	101.46	281.71		
33	17.00	47.19	88	45.32	125.84	143	73.65	204.49	198	101.97	283.14		
34	17.51	48.62	89	45.84	127.27	144	74.16	205.92	199	102.49	284.57		
35	18.03	50.05	90	46.35	128.70	145	74.68	207.35	200	103.00	286.00		

SESSIONAL PAPER No. 10f

36	18.54	51.48	91	46.87	130.13	146	75.19	208.78	295	165.58	293.15
37	19.06	52.91	92	47.38	131.56	147	75.71	210.21	210	168.15	300.30
38	19.57	54.34	93	47.90	132.99	148	76.22	211.64	215	110.73	307.45
39	20.09	55.77	94	48.41	134.42	149	76.74	213.07	220	113.30	314.60
40	20.60	57.20	95	48.93	135.85	150	77.25	214.50	225	115.88	321.75
41	21.12	58.63	96	49.44	137.28	151	77.77	215.93	250	128.75	357.50
42	21.63	60.06	97	49.96	138.71	152	78.28	217.36	275	141.63	393.25
43	22.15	61.49	98	50.47	140.14	153	78.80	218.79	300	154.50	429.00
44	22.66	62.92	99	50.99	141.57	154	79.31	220.22	400	206.00	572.00
45	23.18	64.35	100	51.50	143.00	155	79.83	221.65	500	257.50	715.00
46	23.69	65.78	101	52.02	144.43	156	80.34	223.08	600	309.00	858.00
47	24.21	67.21	102	52.53	145.86	157	80.86	224.51	700	360.50	1,001.00
48	24.72	68.64	103	53.05	147.29	158	81.37	225.94	800	412.00	1,144.00
49	25.24	70.07	104	53.56	148.72	159	81.89	227.37	900	463.50	1,287.00
50	25.75	71.50	105	54.08	150.15	160	82.40	228.80	1,000	515.00	1,430.00
51	26.27	72.93	106	54.59	151.58	161	82.92	230.23	1,500	772.50	2,145.00
52	26.78	74.36	107	55.11	153.01	162	83.43	231.66	2,000	1,030.00	2,860.00
53	27.30	75.79	108	55.62	154.44	163	83.95	233.09	3,000	1,545.00	4,290.00
54	27.81	77.22	109	56.14	155.87	164	84.46	234.52	4,000	2,060.00	5,720.00
55	28.33	78.65	110	56.65	157.30	165	84.98	235.95	5,000	2,575.00	7,150.00

COINAGE of the Undermentioned Country with Equivalent Value in Canadian Currency.

Country.	Monetary Unit.	Equivalent Value in Canadian Currency.	Weights in use.
Russia.....	Rouble.....	Cents. 51.5	Pood = 36 pounds. 2,575.00

PART VII

TRADE OF FOREIGN COUNTRIES

AND

TREATIES AND CONVENTIONS

ARGENTINE REPUBLIC

VALUE of the Total Imports for Consumption and Exports of Domestic Produce (Merchandise only) from and to each Principal Country during the Years ended December 31, 1905 to 1909, inclusive.

Note: - Peso = 95½ cents.

IMPORTS.			COUNTRIES.					EXPORTS.		
1905.	1906.	1907.	1908.	1909.	1905.	1906.	1907.	1908.	1909.	
Pesos.	Pesos.	Pesos.	Pesos.	Pesos.	Pesos.	Pesos.	Pesos.	Pesos.	Pesos.	
68,391,000	94,829,938	97,936,000	93,371,000	99,198,299	United Kingdom	44,827,000	53,716,000	78,325,000	80,745,006	
34,000	32,269	58,000	47,000	56,841	Africa	5,524,000	1,416,000	860,000	111,972	
				2,966,802	Australia				1,254,599	
8,727,000	12,228,010	15,897,000	12,753,000	13,570,974	Austria-Hungary	29,781,000	29,592,000	35,778,000	41,206,799	
126,000	134,112	127,000	156,000	154,799	Belgium	540,000	608,000	594,000	498,773	
5,328,000	6,941,025	7,849,000	7,286,000	8,177,805	Bolivia	13,039,000	14,018,000	15,096,000	16,628,413	
				6,037,304	Brazil				1,274	
				1,891,530	British Possessions.					
670,000	528,215	555,000	727,000	452,681	Canada	1,511,000	1,851,000	1,538,000	2,671,567	
				589,833	Chile					
505,000	679,381	577,000	681,000	648,431	China	421,000	724,000	289,000	543,958	
				50,392	Cuba				1,511,550	
				781,709	Denmark					
				27,910	Dutch Possessions.					
21,248,000	26,744,875	25,468,000	26,477,000	30,801,132	Ecuador	37,594,000	37,762,000	28,914,000	38,996,004	
29,083,000	38,416,259	45,811,000	37,847,000	44,559,770	France	37,058,000	36,423,000	34,752,000	41,353,332	
				1,010	Germany				22,289	
20,285,000	24,123,636	24,003,000	24,913,000	131,991	German Possessions.	6,469,000	5,219,000	7,908,000	12,635,710	
				26,868,106	Greece					
				304,270	Italy					
				7,949	Japan					
1,280,000	1,511,744	1,762,000	2,038,000	2,211,110	Mexico					
				903,483	Netherlands	3,761,000	4,174,000	5,300,000	6,652,385	
1,617,000	1,305,972	1,414,000	1,510,000	1,660,174	Norway				421,081	
				511,440	Paraguay	330,000	183,000	214,000	150,478	
301,000	327,943	290,000	356,000	298,971	Peru				675	
				174,619	Portugal	23,000	30,000	822,000	266,632	
				739,915	Roumania					
5,727,000	7,368,269	7,294,000	8,618,000	9,326,624	Russia	2,353,000	1,936,000	2,600,000	211,985	
					Spain				3,290,259	

SESSIONAL PAPER No. 10f

ARGENTINE REPUBLIC.

TOTAL Quantities and Values of the Principal Articles Imported for Consumption (Merchandise only) during the Years ended December 31, 1905 to 1909, inclusive.

NOTE: — Peso = 96.5 cents. Kilog. = 2.204 lbs. Hectolitre = 21.99 galls. Metre = 39.37 inches.

ARTICLES.	1905.		1906.		1907.		1908.		1909.	
	Quantity.	Value. Pesos.	Quantity.	Value. Pesos.	Quantity.	Value. Pesos.	Quantity.	Value. Pesos.	Quantity.	Value. Pesos.
Live stock.		1,307,808		2,526,602		2,035,913		1,768,739		1,545,853
Food stuffs:—										
Animal foods—										
Cheese. Kilogs.	1,920,790	768,316								
Fish: Codfish. "	2,515,969	358,481			3,295,688	1,318,277	3,667,612	1,467,044	4,030,057	1,611,863
Fish, preserved. "	826,659	289,339			3,157,192	458,819	3,868,278	558,244	4,205,286	616,034
Sardines "	2,377,368	594,342			1,090,521	381,683	1,762,940	617,025	1,306,076	457,124
Other "		136,730			3,140,395	785,098	3,203,978	800,992	3,204,330	801,082
Other animal foods "		295,138				177,355		300,646		343,570
Vegetable foods and fruits "		960,383				382,661		532,976		704,228
Spices and condiments. "		866,132				1,131,828		2,010,849		2,056,871
Legumes and cereals—						3,020,034		4,566,893		2,953,076
Malt. Kilogs.	10,229,241	511,461			16,374,341	818,716	15,657,307	777,860	14,759,757	737,988
Rice. "	24,857,307	1,859,049			36,337,227	2,535,400	39,360,225	2,295,673	41,364,436	2,592,651
Other legumes and cereals. "		185,868				222,029		728,270		949,169
Substances for infusions and hot beverages—										
Coffee. Kilogs.	8,599,087	1,007,887			9,827,354	1,182,673	10,038,351	1,208,546	11,617,425	1,400,356
Tea. "	1,049,721	629,829			1,285,332	771,197	1,880,329	1,128,196	1,720,264	1,032,157
Yerba-maté "	36,150,171	3,973,251			48,565,202	5,307,731	47,356,151	5,230,916	46,995,082	5,193,205
Other substances for infusions, &c. "		482,512				631,216		593,494		664,727
Flour, macaroni, fancy breads, fecula. "		820,392				754,763		731,473		895,590
Tobacco and applications. "		4,465,408				5,010,491		5,557,649		6,201,028
Drinks—										
Wines. "		6,596,589				9,614,031		9,913,215		9,828,044
Spirits and liquors. "		2,159,448				2,417,921		2,664,359		2,859,592
Sundries. "		411,805				601,787		702,207		722,850

1 GEORGE V., A. 1911

ARGENTINE REPUBLIC.

TOTAL Quantities and Values of the Principal Articles Imported, &c.—Continued.

ARTICLES.	1905.		1906.		1907.		1908.		1909.	
	Quantity.	Value.	Quantity.	Value.	Quantity.	Value.	Quantity.	Value.	Quantity.	Value.
Textiles, raw and manufac- tured:—Silk—										
Silk tissues, pure..... Kilogs.	48,958	702,779			91,109	1,384,191	104,214	1,523,017	131,642	1,922,114
" mixed with										
cotton..... Kilogs.	123,272	549,416		3,701,422	142,846	571,384	149,849	599,396	224,553	898,212
Silk tissues, mixed with										
" wool..... Kilogs.	45,814	175,280			84,216	356,864	74,442	297,768	110,628	442,512
Other silk..... Kilogs.		1,175,083				2,257,450		2,631,959		3,307,016
Wool—										
Velvet, imitation of.. Kilogs.	487,856	561,682			526,266	637,892	375,909	558,829	492,277	720,007
Woolen tissues, pure.. "	1,685,834	4,681,735			1,769,213	4,475,916	1,715,556	4,312,536	1,992,839	5,377,485
" mixed										
with cotton..... Kilogs.	2,704,489	3,776,641		10,695,637	1,210,176	1,425,810	1,080,952	1,304,285	1,512,095	1,813,746
Woolen yarn..... "	712,640	591,407			635,881	428,704	395,561	316,446	491,119	392,895
Other wool..... "		1,355,817				3,679,697		3,830,519		4,265,498
Cotton—										
Cloth, bleached..... Kilogs.	4,517,941	3,713,586			4,051,020	3,338,813	4,390,796	3,536,452	4,694,449	3,986,668
" unbleached..... "	3,124,263	1,582,142			1,794,133	897,067	2,108,058	1,054,029	2,418,007	1,209,002
" printed..... "	4,364,304	4,211,379			5,018,184	4,656,580	4,324,896	3,994,317	4,224,663	3,800,541
" dyed & coloured..... "	9,744,149	8,592,295			9,517,051	8,237,143	10,348,198	8,931,138	13,683,066	11,448,373
Handkerchiefs..... "	447,106	633,836			296,798	556,587	487,241	788,745	429,111	695,067
Lace and net..... "	349,188	1,315,565			326,636	1,263,536	310,925	1,193,345	377,688	1,468,826
Socks and stockings..... "	418,478	1,044,932			383,285	800,254	531,008	1,221,226	628,306	1,445,103
Sacks..... "	1,605,556	801,776			731,286	365,642	886,362	443,181	755,122	377,561
Thread on spools..... Doz.	5,225,556	809,014			2,883,914	471,594	2,097,251	386,603	3,416,803	627,025
Yarn..... Kilogs.	4,876,636	1,706,920			3,458,486	1,487,783	3,411,802	1,571,371	9,069,588	4,319,372
Other cotton..... Kilogs.		2,655,309				3,136,905		3,078,622		1,771,080
Sundries..... Kilogs.		5,582,389				6,863,979		8,337,534		9,734,396
Oils:—										
Lubricating..... Kilogs.	9,359,523	942,124			7,864,982	808,519	17,689,790	1,789,277	27,470,401	2,776,669
Olive..... Hectol.	9,924,807	1,977,087			14,041,086	2,524,890	20,329,523	3,545,554	17,302,546	3,113,426
Petroleum..... Hectol.	479,870	1,439,610			618,358	1,855,073	645,799	1,937,396	720,872	2,162,616
Other..... Hectol.		1,197,246				2,896,289		3,779,496		3,800,232

ARGENTINE REPUBLIC.

TOTAL Quantities and Values of the Principal Articles Imported, &c.—*Concluded.*

ARTICLES.	1905.		1906.		1907.		1908.		1909.	
	Quantity.	Value.	Quantity.	Value.	Quantity.	Value.	Quantity.	Value.	Quantity.	Value.
Metals, other:—		Pesos.		Pesos.		Pesos.		Pesos.		Pesos.
Unmanufactured—										
Lead in ingots..... Kilogs.	4,506,363	366,355			6,108,678	492,355	6,740,980	571,372	7,534,280	609,857
Tin plates..... "	9,004,929	720,455			9,002,397	875,866	9,281,954	934,101	10,867,776	1,076,995
Zinc..... "	2,513,357	278,732		2,211,703	6,448,778	705,806	6,682,655	733,537	4,016,933	435,506
Other unman'd metal.....		530,514				454,581		583,309		580,509
Manufactured—										
Articles man'd of copper and bronze..... Kilogs.	711,737	440,752			718,075	578,566	950,886	661,772	1,052,961	845,374
Articles man'd of other metals..... Kilogs.		625,284				880,610		1,225,180		1,459,728
Clocks..... No.	191,215	181,433		6,380,427	178,911	170,563	138,281	188,015	202,020	346,789
Jewellery..... No.		908,163				598,024		1,143,553		1,343,786
Watches..... No.	183,726	885,146			391,454	1,148,464	384,830	1,213,162	641,985	1,865,328
Other man'd metal.....		957,822				1,688,271		1,495,265		1,646,852
Agriculture—										
Bags..... Kilogs.	3,606,087	576,972			1,417,427	226,787	2,185,509	349,680	432,044	69,128
Binder twine..... "	7,276,148	1,455,228			13,655,666	2,731,133	9,106,969	1,839,393	6,304,946	1,260,989
Ploughs..... No.	66,404	1,240,316			58,196	1,092,120	99,775	548,198	69,034	1,366,885
Reapers..... "	15,198	1,306,860			17,384	1,225,828	18,772	1,540,870	13,672	1,101,552
Sackcloth..... Kilogs.	40,795,485	6,119,021			43,135,264	6,470,291	45,125,067	6,768,759	42,007,661	6,301,149
Seeders..... No.	7,911	215,682			13,975	264,836	9,528	206,768	19,242	424,744
Seed—Clover..... Kilogs.	4,855,802	2,427,900		17,158,545	6,517,304	3,258,651	2,100,849	1,050,424	1,711,042	855,520
Other..... "	6,294,104	733,074			2,971,983	1,430,117	1,873,553	553,929	3,458,941	1,711,140
Shovels, picks and spades.....	1,344,195	232,706			1,746,853	287,371	1,237,672	225,206	2,222,759	360,446
Threshers..... No.	909	1,657,778			490	687,331	969	1,313,107	1,576	1,183,565
Other agriculture.....		567,015				927,104		1,443,504		2,016,492
Locomotion and conveyances—										
Automobiles..... No.	577	298,908			610	782,520	495	543,224	831	793,656
Fish plates..... Kilogs.	10,675,293	1,281,033			19,064,890	2,287,786	11,716,456	1,405,974	12,243,973	1,463,280
Locomotives..... No.	170	2,182,824			467	8,067,454	206	3,394,498	272	4,188,842
Railway materials.....		4,665,298				10,106,353		4,387,187		5,392,771

SESSIONAL PAPER No. 10f

Rails..... Kilogs.	161,362,998	6,454,516	35,055,364	249,137,793	9,956,721	194,642,157	7,785,686	219,500,388	8,780,016
Steel beams, columns, &c. "	35,143,660	2,108,616		132,869,000	7,972,111	53,053,230	3,183,193	25,298,220	1,577,893
Tramway materials.....		563,513			501,968		429,516		267,084
Tramway carriages..... No.	223	468,447		367	775,162	120	309,383	79	190,815
Wagons..... "	3,881	3,406,516		4,920	8,837,153	2,816	6,029,924	4,054	4,960,362
Other locomotion, &c.....		1,932,760			2,913,522		2,631,752		4,090,566
Stone, clay and glass:—									
Unmanufactured—									
Coal and coke..... Tons	1,501,360	10,523,308		2,357,449	16,517,284	2,768,977	19,409,351	2,234,305	15,686,808
Hydraulic earth..... Kilogs.	109,176,121	1,200,934		228,210,998	2,512,617	220,611,443	2,427,319	234,560,187	2,739,495
Other stone, clay, &c.....		2,630,971			1,803,417		2,307,401		10,146,999
Manufactured.....		3,111,690			5,429,291		6,624,371		
Electrical supplies.....		2,034,674			3,373,375		3,329,290		4,216,914
Sundry articles and manufactures.....		5,428,832			10,628,716		7,896,406		8,257,635
Total imports.....		205,134,420		263,370,521	285,860,683		272,972,736		302,756,095

ARGENTINE REPUBLIC.

Total Quantities and Values of the Principal Articles of Domestic Produce Exported (Merchandise only) during the Years ended December 31, 1905 to 1909, inclusive.

NOTE:—Peso = 96.5 cents. Kilog. = 2.204 lbs. Ton = 2,204 lbs.

ARTICLES.	1905.		1906.		1907.		1908.		1909.	
	Quantity.	Value.	Quantity.	Value.	Quantity.	Value.	Quantity.	Value.	Quantity.	Value.
Animals, living—										
Cattle.....	262,681	5,160,000	71,106	1,676,145	74,841	2,062,390	60,916	1,876,830	132,450	4,087,820
Sheep.....	120,166	364,000	102,916	315,359	110,567	331,701	103,792	311,376	88,636	263,908
Other.....	61,766	1,665,000	1,078,470	26,679	704,765	24,559	656,634	19,249	633,998
Bones and bone ash.....	35,205	1,063,000	26,023	873,000	30,341	1,205,581	28,906	1,423,701	28,903,712	1,364,489
Bran.....	176,664	3,051,000	178,517	3,249,888	213,032	4,638,274	209,771	4,733,313	207,238	4,483,317
Butter.....	5,383	2,157,000	4,405	1,762,130	3,035	1,214,175	3,550	1,419,867	3,983	1,597,089
Grain and flour—										
Maize.....	2,222,289,000	46,537,000	2,693,739,000	53,365,687	1,276,732,000	29,653,979	1,711,804,000	41,556,865	2,273,412,000	58,374,430
Wheat.....	2,868,281,000	85,883,000	2,247,988,000	66,561,181	2,680,802,000	82,727,477	3,636,294,000	128,842,610	2,514,136,000	106,038,940
Wheat flour.....	144,700,000	5,874,000	128,998,000	4,477,961	127,499,000	4,636,934	113,500,000	5,133,335	116,487,000	5,594,852
Tallow.....	45,758	3,321,000	25,301	3,482,526	31,116	4,834,140	44,035	6,036,406	54,325	7,573,230
Hides, raw.....	104,369,000	28,569,000	79,857,000	27,542,698	80,298,173	25,361,633	93,803,770	21,895,043	131,276,640	40,165,981
Lanseed.....	654,722	23,234,000	538,436	25,915,861	763,736	36,081,221	1,053,650	49,004,704	887,222	43,713,558
Meat products—										
Beef, frozen.....	152,857	15,286,000	153,809	15,380,897	138,222	13,822,162	180,814	18,081,443	210,657	21,065,747
Beef, salted.....	25,288	3,738,000	4,630	596,643	10,649	1,178,056	6,650	772,819	11,622	1,325,053
Mutton, frozen.....	78,351	6,268,000	67,368	5,391,652	69,785	5,582,781	78,846	6,367,688	66,495	5,319,612
Quebracho wood—										
Extract.....	29,408	2,428,000	30,839	2,162,949	28,195	1,811,878	48,162	2,994,922	55,493	4,226,333
Logs.....	285,897	4,275,000	230,100	3,425,101	246,514	3,132,493	254,571	2,962,184	294,722	4,380,033
Sugar.....	2,199,000	176,000	106,000	8,467	63,799	3,103	18,426	1,475	39,724	3,177
Wool, raw.....	191,007,000	64,313,000	140,110,000	58,402,771	154,810,000	59,252,948	175,538,000	47,246,183	176,682,000	59,921,751
Total value of principal and other articles exported.....	322,844,000	292,253,829	296,204,369	366,005,341	397,350,528

AUSTRALIAN COMMONWEALTH.

VALUE of the Total Imports and Exports from and to each Principal Country, &c.—*Concluded.*

IMPORTS.					EXPORTS.				
1905.	1906.	1907.	1908.	1909.	1906.	1907.	1908.	1909.	1909.
\$	\$	\$	\$	\$	\$	\$	\$	\$	\$
70,547	175,701	101,071	138,418	32,222	3,172,128	2,677,285	2,164,552	1,258,428	
337,498	283,912	395,553	337,562	214,634	1,084,245	2,026,680	1,363,957	738,117	
22,285	37,828	42,389	13,631	9,178	3,752	35,215	5,610	18,211	
89,342	59,218	76,680	88,272	119,793	34,105	19,841	96,428	34,684	
2,486,623	2,251,427	2,367,877	2,384,257	1,995,053	316,903	350,351	2,302,760	575,084	
12,864,615	15,596,908	17,282,774	17,077,717	16,211,553	27,024,868	39,658,369	23,074,346	31,533,806	
196,058	283,668	290,248	211,067	201,777	18,133,073	25,016,516	44,808,500	31,120,552	
4,935	6,429	10,113	14,615	9,665	29,141	29,141	11,037	1,694	
721,167	901,585	1,193,988	1,122,112	1,171,076	231,060	329,400	375,439	268,951	
1,804,235	2,066,304	2,634,258	2,646,440	2,927,463	872,097	913,089	1,648,026	1,186,509	
1,286,902	2,422,700	1,081,519	1,540,013	5,143,506	5,889,338	3,437,225	6,170,753	9,162,434	
1,460	49	24	2,098	394	1,022,491	1,337,895	1,267,007	1,512,087	
643,991	737,971	638,760	844,503	746,196	32,884	39,873	47,742	43,688	
21,876	17,627	32,913	5,420	3,587	108,342	186,783	123,501	97,153	
90,121	164,328	24,431	414	63	173,030	126,670	158,318	46,127	
1,292,506	1,495,439	1,624,513	1,531,467	2,098,857	1,629,885	1,617,076	1,293,146	1,074,189	
13,043	437,221	465,166	406,858	441,976	138,101	162,965	180,270	206,359	
373,774	97,478	83,930	132,690	65,446	29,414	25,720	8,900	19,529	
64,994	10,088	51,295	430,694	180,387	594,921	559,988	529,239	539,041	
515,530	721,829	820,277	704,634	741,136	151	107,110	5,227	4,093	
76,592	104,904	69,574	59,088	65,768	1,248,966	1,298,772	464,377	805,794	
7,271	2,282	190,793	84,388	103,109	2,123,760	2,776,570	2,942,332	2,586,332	
209,160	254,556	724,977	1,005,521	1,600,111	562,625	587,713	366,003	2,964	
111,086	131,814	187,571	187,357	164,460	763,814	895,457	865,433	1,307,824	
					741,548	12,215	102	333,464	
					28,631	34,081	37,001	57,222	
					73,511	6,258	9,864	2,599	
					20,435	17,423	6,613	4,876	

1 GEORGE V., A. 1911

COUNTRIES.

Foreign Countries—*Concluded.*

Chile.....	32,222
China.....	214,634
Cochin China.....	1,042
Cuba.....	9,178
Ecuador.....	28,631
Egypt.....	204,024
France.....	28,046,133
Germany.....	18,922,427
Greece.....	973
Guam.....	793,631
Hawaii.....	262,279
Italy.....	947,720
Japan.....	2,828,288
Kaiser Wilhelms Land.....	828,491
Marshall Islands.....	53,261
Mexico.....	35,764
Netherlands (Holland).....	97,761
New Guinea (Dutch).....	3,377
New Caledonia.....	660,684
Norway.....	253
Philippines.....	441,976
Portugal.....	65,446
Russia.....	180,387
South Sea Islands, including New Hebrides.....	741,136
Spain.....	65,768
Sumatra.....	103,109
Sweden.....	1,600,111
Switzerland.....	164,460

SESSIONAL PAPER No. 10f

18,406	42,062	33,103	34,738	42,885	Turkey	1,095	263	
21,834,796	22,549,958	28,562,948	29,393,465	24,348,566	United States	21,115,011	11,657,334	12,648,773
243,371	133,511	70,816	163,184	196,325	Other Foreign Countries	1,203,366	2,081,519	1,570,303
48,120,939	55,566,670	64,245,626	65,600,194	63,826,206	Totals, Foreign Countries	112,092,970	125,199,842	122,530,875
138,499,819	162,116,925	187,891,668	176,756,268	185,210,354	Totals, British Empire	227,297,477	229,211,493	195,354,127
186,620,758	217,683,595	252,137,294	242,356,462	249,036,560	Grand totals	339,390,447	354,411,335	317,885,002

^b Includes \$11,375,691 of coin and bullion.

AUSTRALIAN COMMONWEALTH.

TOTAL Quantities and Values of the Principal Articles of Merchandise Imported during the Years ended December 31, 1905 to 1909, inclusive.

ARTICLES.	1905.		1906.		1907.		1908.		1909.	
	Quantity.	Value. \$	Quantity.	Value. \$	Quantity.	Value. \$	Quantity.	Value. \$	Quantity.	Value. \$
Acids.....		288,866		306,824		279,936		410,898		239,515
Ale and beer.....	2,241,404	1,708,828	2,407,334	1,871,306	2,591,121	1,998,662	2,593,140	2,008,886	2,487,314	1,871,988
Alkalies (soda).....	270,799	523,030	324,950	693,475	308,218	574,705		519,200		523,834
Animals, living.....		419,156		578,680		558,630		525,926		533,457
Apparel and textiles—		1,516,268		1,720,785		2,083,726		1,535,901		1,564,448
Costies, cushions, &c.		1,043,053		1,132,371		1,373,446		1,242,753		1,428,269
Price goods—										
Cotton and linen		13,644,897		16,106,808		17,649,736		15,958,515		17,575,373
Silk.....		3,577,251		3,429,559		4,398,727		4,073,584		4,227,444
Velvets, velveteens		2,811,395		2,807,415		4,136,958		4,748,645		5,325,408
Woolen		8,968,998		9,436,827		11,118,784		9,444,909		9,334,213
Socks and stockings.....		2,053,120		2,248,828		2,534,275		2,435,275		2,658,354
Sewing cottons, silks, &c.		1,346,660		1,582,065		1,790,594		1,713,431		1,690,329
Arms, ammunition and explosives		3,363,017		3,855,617		3,218,103		3,308,247		3,816,308
Articles for the Commonwealth.		1,219,796		1,172,468		635,372		999,798		873,365
Bags and sacks.....		4,181,298		5,480,460		5,417,558		4,809,074		5,529,449
Blacking and dressing.		274,343		310,790		406,898		262,473		166,761
Blankets and blanketing		281,775		260,396		264,192		303,389		232,923
Books and periodicals.		2,167,058		2,203,076		2,267,823		2,301,281		2,508,742
Boots and shoes.....		1,296,933		1,407,006		1,468,448		1,347,210		1,375,695
Minor articles for—		246,900		259,763		285,984		271,876		253,748
Brushware.....		649,783		709,306		808,591		514,514		493,188
Candles.....	3,211,661	268,347	1,857,375	180,052	1,785,507	179,648	807,749	98,113	800,729	33,051
Canvas, duck and hessians.....		953,924		1,190,688		1,805,737		1,661,640		1,896,233
Carpets and carpeting.....		602,104		603,865		728,102		595,626		593,003
Cement.....	700,243	315,510	793,928	349,256	513,326	248,288	915,033	439,367	848,337	377,989
China-ware, earthenware, &c.		1,085,991		1,296,425		1,711,514		1,649,359		1,425,288
Clocks and watches.....		680,632		732,778		1,079,344		883,270		915,965
Cocoa and chocolate.....	3,506,127	998,284	4,053,870	1,166,428	4,629,320	1,430,955	2,999,630	890,331	4,571,561	1,337,618
Coffee, including chicory.....	2,084,357	348,190	2,037,464	314,571	2,452,496	356,322	1,711,114	272,616	2,263,736	344,983

SESSIONAL PAPER No. 10f

Confectionery, including licorice	Lbs.	3,019,189	3,792,721	659,093	4,141,911	799,764	4,647,232	1,109,283	851,997
Cordage and twines	Cwt.	36,532	46,782	429,687	51,132	478,627	59,286	515,599	409,112
Metal				699,135		1,099,833		1,393,234	781,903
Other, N. E. S.				327,560		415,807		425,414	372,114
Cork and mfrs. of				682,652		808,440		830,409	871,907
Cutlery									
Drugs, dyes, chemicals and medicines				4,946,339		5,681,769		5,425,588	5,988,637
Electrical materials				1,258,126		1,653,133		1,793,113	1,079,076
Fancy goods				1,351,523		1,656,929		1,566,322	1,859,081
Fibre—Flax, hemp, jute and tow	Cwt.	91,193	101,770	874,447	130,860	1,028,355	127,056	843,821	960,597
Fish—Preserved in tins	Lbs.	15,366,912	17,159,249	1,656,510	14,286,228	1,539,423	16,211,930	1,951,410	1,898,551
Other, N. E. S.				139,084		149,120		526,121	462,099
Floor cloths				1,566,817		2,009,475		1,958,006	2,151,261
Fruits and vegetables									
Dried fruits	Lbs.	17,285,240	15,659,620	670,296	13,250,392	655,715	10,351,443	484,321	589,153
Fresh fruits				158,916		402,254		523,974	716,928
Other, N. E. S.				137,006		173,545		216,980	304,103
Furniture				1,065,815		1,189,194		1,104,429	1,122,856
Glass and glassware				1,298,130		1,499,167		1,750,997	1,726,791
Gold—Ore and concentrates	Cwt.	21,317	27,616	93,128	30,976	1,878,246	14,035	42,861	53,692
Grain and pulse—									
Barley	Cntrs.	62,425	105,293	167,744	116,077	261,836	226,231	521,346	60,133
Maize	"	5,480	13,847	15,783	17,543	26,966	152,165	239,882	507,919
Oats	"	156,960	86,132	133,566	8,778	13,870	560,748	1,003,910	168,687
Wheat	"	155	447	745	1,206	2,905	85	170	253
Other, unprepared				86,948		47,537		78,134	62,229
Flour	Cntrs.	22,228	17,528	43,041	7,473	18,571	3,561	9,423	4,375
Malt	"	68,285	68,973	271,141	61,366	234,875	84,344	327,132	171,496
Rice	"	512,323	543,730	1,209,868	582,164	1,296,440	592,439	1,347,551	1,148,572
Other, prepared				183,690		197,528		139,133	131,663
Hats and caps				2,210,557		2,691,290		2,010,836	2,220,860
Hops	Lbs.	1,279,362	1,412,569	296,365	1,020,898	241,868	973,814	900,740	184,675
Implement and machinery—									
Agricultural				1,374,950		1,955,923		1,834,962	1,899,207
India-rubber and mfrs. of				1,792,203		2,034,724		2,122,153	2,456,547
Instruments—Musical				1,643,239		2,035,025		1,612,273	1,688,871
Scientific				1,244,178		1,680,806		1,667,169	1,394,021
Iron and steel									
Bars, rods, girders, plates and sheets, &c	Cwt.	1,482,334	1,878,851	3,916,932	2,261,694	5,290,286	2,376,015	4,817,411	1,830,522
Galvanized plate and sheet		1,112,467	1,245,211	5,203,313	1,509,799	6,599,186	1,263,624	5,490,700	7,019,417
Pig and scrap	"	940,757	1,220,236	984,507	1,270,566	1,125,884	820,834	729,406	872,437
Jams and jellies	Lbs.	317,182	379,129	40,281	297,634	33,907	280,525	33,570	34,719
Jewellery and precious stones				2,512,660		2,809,059		2,127,507	2,554,913
Lamps and lampware				492,940		739,523		552,941	556,249
Leather				1,759,631		2,696,494		2,152,151	2,437,102

AUSTRALIAN COMMONWEALTH.

TOTAL Quantities and Values of the Principal Articles of Merchandise Imported, &c.—Concluded.

ARTICLES.	1906.		1906.		1907.		1908.		1909.	
	Quantity.	Value. \$	Quantity.	Value. \$	Quantity.	Value. \$	Quantity.	Value. \$	Quantity.	Value. \$
Machines and machinery, including machine tools.....		8,447,847		9,822,854		13,433,027		12,591,884		12,790,014
Manures..... Cwt.	2,179,545	1,579,565	2,684,512	1,898,010	2,439,257	1,781,677	2,798,016	2,434,278	1,715,076	
Matches and vestas.....		780,924		638,124		759,536		882,491		758,592
Metals, mfrs. of—										
Pipes and tubes.....		1,258,900		1,717,062		2,338,950		2,357,481		2,583,747
Wire and wire netting.....		3,851,753		5,656,638		6,375,752		5,851,473		5,256,374
Milk, preserved..... Lbs.	10,943,788	956,158	10,672,265	921,338	9,279,091	828,659	9,145,306	7,439,232	7,092,248	
Oils—Kerosene..... Gall.	16,416,734	2,138,607	15,473,570	1,957,208	19,273,955	2,433,094	17,154,940	19,924,022	3,067,470	
Limeoed..... "	883,173	390,477	1,032,118	512,504	950,281	534,758	1,230,027	1,142,255	634,745	
Other.....		1,391,205	2,319	1,675,136		2,139,231		2,150,596		1,983,191
Opium..... Lbs.	48,769	362,833		12,011		13,967		11,368		8,248
Paints and colours.....		1,427,763		1,426,505		1,778,591		1,745,533		1,662,341
Paper—Printing.....		2,312,786		2,129,622		2,477,113		3,124,127		2,868,403
Other.....		2,407,248		2,709,911		3,285,550		3,335,632		3,003,254
Paper hanging.....		905,422		218,718		240,388		273,511		245,319
Photographic goods, cameras, &c.		159,583		174,888		204,561		317,798		276,460
Pickles, sauces, &c.....		462,391		480,827		560,411		354,140		535,636
Pipes, smoking.....		376,032		429,503		591,757		789,101		527,211
Plated-ware.....		748,299		832,234		1,043,856		838,984		968,370
Potatoes..... Cwt.	8,554	15,481	5,904	10,731	2,993	4,774	2,577	5,411	2,762	5,850
Provisions—										
Butter..... Lbs.	592,201	124,143	70,143	15,247	20,885	4,429	40,874	11,524	80,111	19,846
Cheese..... "	384,718	60,804	304,951	56,127	299,711	60,206	566,808	99,440	367,504	71,637
Eggs..... Doz.	84,517	9,456	83,925	10,629	60,114	8,716	31,247	4,166	38,931	4,901
Lard..... Lbs.	45,702	4,497	64,561	6,297	36,625	4,770	313,060	37,380	358,213	44,520
Meats.....		324,178		346,365		290,963		321,886		302,614
Railway materials.....		1,002,976		1,656,743		3,060,797		3,858,916		3,908,712
Rugs and rugging.....		239,965		268,844		340,418		314,371		311,676
Salt..... Cwt.	492,727	138,169	326,042	88,262	409,852	105,660	390,535	106,098	273,422	52,978
Seeds.....		498,264		578,067		442,643		604,055		620,349
Skins—Hides..... No.	99,066	528,700	149,502	867,637	183,678	1,073,460	183,362	994,542	136,375	843,155
Sosp..... Lbs.	2,152,157	380,418	2,038,603	386,812	2,303,313	503,164	1,965,068	375,437	1,834,002	366,674

SESSIONAL PAPER No. 10f

Spices	Lbs.	2,401,066	287,196	2,451,940	325,921	2,869,246	346,365	277,357	297,149
Spirits and wines									
Brandy	Galls.	258,501	642,930	282,858	698,068	243,355	717,507	726,311	642,083
Gin	"	471,371	586,818	459,400	573,060	477,044	387,889	633,785	575,424
Whiskey	"	1,614,491	2,499,097	1,523,032	2,384,467	1,827,312	1,858,097	2,864,754	2,733,685
Other spirits	"	279,702	624,797	368,413	708,192	501,045	855,088	782,097	894,712
Wines	"	113,291	486,589	115,304	516,514	116,531	586,005	646,376	563,355
Stationery	"		1,137,189		1,533,735		1,632,725	1,419,334	1,587,652
Stone	"		293,315		313,131		468,222	418,601	462,386
Sugar, molasses, &c									
Sugar, produce of cane	Cwt.	498,070	1,343,965	839,519	2,140,924	123,351	375,993	1,194,742	5,464,599
Other, N. E. S.	"	51,579	132,164	57,350	166,595	64,231	189,338	156,882	241,761
Tea	Lbs.	28,353,903	4,078,417	29,478,614	4,289,090	35,174,152	5,609,937	4,734,079	5,098,626
Timber—Dressed	Sup. ft.	38,151,816	1,288,903	48,209,222	1,513,275	62,431,784	1,832,811	1,467,412	1,773,081
Undressed	"	163,976,501	3,651,392	201,568,404	4,639,744	230,031,028	5,724,002	7,132,513	5,887,162
Doors	No.	8,739	15,559	3,343	6,682	975	2,132	1,221	5
Other	"		262,551		308,318		385,853	619,195	387,742
Tin plates (plain)	Boxes	288,596	1,046,387	323,533	1,257,351	271,513	1,210,724	1,385,262	1,383,747
Tobacco and mfrs. of									
Cigars	Lbs.	280,614	529,133	346,937	648,284	301,933	551,009	797,017	528,665
Cigarettes	"	202,778	313,335	160,811	270,338	149,176	233,761	181,862	181,380
Manufactured, other, in-	"								
cluding snuff	"	2,054,589	773,352	1,932,978	715,147	2,191,901	803,151	538,779	693,743
Unmanufactured	"	5,371,534	988,473	7,538,329	1,387,516	10,169,916	2,074,908	2,270,105	1,595,152
Tools of trade	"		1,351,117		1,660,979		2,326,865	2,617,371	2,010,663
Varnishes	Galls.	147,628	278,514	155,815	301,865	291,890	385,464	351,777	364,226
Vehicles	"		1,333,331		2,235,372		3,380,338	3,444,391	4,024,178
Wicker wood, &c., manufactures	"		645,242		608,114		857,696	1,083,023	865,014
All other articles	"		26,092,438		31,016,464		37,576,750	29,532,702	39,021,063
Totals (nurse)		179,075,989	179,075,989		206,339,800		243,210,855	236,563,416	243,895,535
Coin and bullion		7,544,769			11,343,795		8,926,439	5,793,046	5,141,925
Total imports		186,620,758			217,683,595		252,137,291	242,356,462	249,036,560

AUSTRALIAN COMMONWEALTH.

TOTAL Quantities and Values of the Principal Articles of Domestic Produce Exported during the Years ended December 31, 1905 to 1909, inclusive.

ARTICLES.	1905.		1906.		1907.		1908.		1909.	
	Quantity.	Value.	Quantity.	Value.	Quantity.	Value.	Quantity.	Value.	Quantity.	Value.
		£		£		£		£		£
Animals, living—										
Horses.....No.	20,797	1,750,905	10,764	1,240,274	12,591	1,534,922	9,665	1,090,513	7,801	837,612
Other, N. E. S.....		212,001		292,935		262,907		193,007		167,282
Apparel and textiles.....		78,080		104,711		136,602		157,947		331,998
Bark for tannin.....		923,292		790,605		358,167		492,044		445,850
Biscuits.....Lbs.	2,745,146	178,378	3,423,091	229,684	4,096,989	232,475	4,033,156		4,457,211	280,914
Bones, hoofs and horns.....		143,133		157,875		151,654		141,211		141,289
Books and periodicals.....		95,907		104,137		115,262		182,865		145,382
Coal.....Tons.	2,025,778	4,193,568	2,061,804	4,350,810	2,647,557	6,322,052	2,369,842	6,564,773	1,580,986	4,076,262
Copper bars, strips, &c., ingots and coppermate. Cwt.	633,890	10,139,816	747,135	14,641,698	834,323	16,796,356	733,195	10,593,059	676,761	9,378,281
Copper ore.....	17,380	95,274	33,476	166,386	157,067	752,318	103,694	331,979	162,473	397,456
Drugs and chemicals.....		276,217		373,448		355,369		232,763		193,459
Fodder.....Cwt.	380,696	304,672	212,725	145,377	191,171	146,808	71,434	88,281	133,164	123,759
Fruits and vegetables—										
Fruits, dried.....Lbs.	228,853	19,749	60,961	6,166	4,880,168	347,996	2,203,306	1,013,006	57,553	
" fresh.....Lbs.		997,107		831,635		1,276,575		1,271,615		1,170,062
" pulped.....Lbs.	279,171	13,587	561,764	29,041	1,165,936	47,364	1,682,378	348,539	17,150	
Other, N. E. S.....Ozs.	*	119,282	*	80,455	*	150,380	*	165,943	*	174,144
Gold contained in matte.....Ozs.										2,551,024
Gram and pulse										
Oats.....Cwtls.	351,164	403,495	60,343	88,296	212,962	292,312	15,764	31,901	120,225	150,220
Wheat.....	14,788,909	20,314,089	18,157,401	23,913,817	17,270,478	23,368,380	9,016,433	13,036,009	18,929,699	32,259,590
Other, unprepared.....		177,240		58,877		133,886		20,459		158,317
Flour.....Cwtls.	3,084,377	5,649,280	3,377,490	5,921,789	3,268,735	6,308,425	2,336,048	5,024,036	2,599,383	5,983,474
Other, unprepared.....		220,139		177,434		219,482		172,927		258,021
Hair.....Lbs.	458,236	129,322	411,898	161,048	425,855	135,629	339,436	108,575	473,465	409,248
Hay and chaff.....Cwt.	139,270	104,215	63,599	47,810	109,802	98,204	43,010	62,829	51,507	46,282
Implement and machinery—										
Agricultural.....Lbs.	1,759,422	173,165	1,574,703	240,043	1,633,858	173,477	1,708,455	381,800	1,698,712	529,941
Jewellery and precious stones.....		122,206		116,172		118,911		126,635		126,256
		752,269		708,450		696,405		673,391		676,257

SESSIONAL PAPER No. 10f

Lead—Pig and matte.....	Cwt.	1,302,125	3,889,104	1,031,605	1,086,365	1,773,181	7,538,573	2,132,038	6,352,907	1,380,858	3,990,448
Sheet and piping.....	"	34,629	141,263	20,265	100,915	21,721	182,500	29,161	85,858	13,843	56,117
Leather.....	"		2,669,015		2,709,040		2,561,059		2,593,003		2,366,806
Machines and machinery.....	"		121,423		139,994		513,862		323,809		183,483
Manures.....	Cwt.	274,714	325,683	277,628	339,722	396,833	513,862	509,997	278,515	318,243	663,001
Metals, mines, of.....	"		213,875		210,999		285,619		305,807		240,203
Oils—Cocconut.....	Cwt.	91,283	547,018	108,319	736,288	119,276	952,971	79,211	512,814	90,022	599,194
Other, N. E. S.....	"		182,597		204,415		263,963		229,363		211,486
Ores, N. E. S.....	Cwt.	67,356	907,339	152,160	1,050,908	118,916	1,713,426	115,435	737,222	111,630	896,031
Pearl shell.....	"	17,648	1,230,756	35,632	1,032,911	11,244	1,226,707	67,416	1,221,651	34,579	1,217,939
Potatoes.....	"	79,411	140,929	237,045	418,373	356,844	260,113	407,481	90,236	52,082	79,666
Provisions—											
Butter.....	Lbs.	55,904,151	11,317,096	75,765,536	15,759,746	66,082,383	14,065,861	51,193,311	11,614,534	55,614,925	11,678,506
Cheese.....	"	172,896	22,887	246,631	32,422	491,209	61,907	131,001	20,951	193,204	23,974
Eggs.....	Doz.	21,293	5,388	37,900	8,322	88,615	16,639	17,113	5,226	10,359	3,436
Lard.....	Lbs.	1,062,966	78,450	530,021	40,617	458,059	41,593	511,016	52,968	1,617,442	140,330
Meat—											
Bacon and hams.....	Lbs.	484,616	72,723	530,459	89,420	415,251	81,827	389,718	88,856	396,342	90,920
Beef, frozen.....	"	43,595,086	2,150,792	41,561,252	2,114,348	52,050,592	2,801,496	10,711,516	2,197,548	71,142,245	3,568,288
Mutton, frozen.....	"	86,858,344	5,411,582	90,632,385	5,329,584	109,227,757	6,703,842	91,607,614	5,932,987	116,915,639	5,991,036
Other meats, frozen.....	"		2,960,912		2,802,173		2,351,783		1,818,322		2,214,406
Preserved in tins.....	Lbs.	13,454,545	1,227,845	9,060,903	865,502	8,208,711	735,188	12,383,939	1,614,482	23,301,198	2,018,122
Other meats, N. E. S.....	"	110,427	161,140	176,965	133,507	184,412	216,542	192,168	371,011	103,562	429,163
Sandalwood.....	Cwt.		148,813		208,853		415,038		346,949		476,046
Sausage casings.....	"		137,746		94,000		65,923		174,031		38,787
Shale, kerosene.....	Tons.										
Silver—Contained in matte, Ozs.		11,632		7,580		5,686		18,870		3,920	
Ore.....	Cwt.	581,651	1,150,777	1,010,707	2,433,903	907,790	2,400,575	1,137,746	2,423,381	430,772	1,040,075
Silver-lead bullion.....	"	753,008	3,750,365	3,806,502	8,200,004	215,971	1,019,053	402,300	1,409,449	423,310	2,008,020
Skins—Hides, No.....	"	166,189	875,250	11,046	820,004	11,317,989	1,837,045	7,364,549	1,497,421	4,994,431	1,700,174
Rabbit and hare.....	Lbs.	8,227,885	1,447,682	11,828,554	2,323,590	9,924,845	8,995,054	9,083,234	6,135,051	10,818,292	8,510,894
Sheep.....	No.	7,423,143	6,503,438	7,346,747	7,856,746	7,856,746	1,691,780	1,640,634	1,640,634	3,159,016	3,159,016
Other, N. E. S.....	"		1,434,047		2,227,342		4,739,285		290,872		282,447
Soap.....	Lbs.	3,857,878	186,704	4,705,802	222,517	4,739,285	231,692	5,926,540	3,965,462	62,698	62,698
Spirits.....	Galls.	141,983	82,923	179,558	73,384	159,398	59,938	180,533	64,828	107,133	64,828
Sugar, molasses, &c.....	Cwt.	12,461	44,871	10,371	40,228	24,753	67,704	12,423	39,942	13,053	39,942
Tallow.....	"	694,536	3,818,960	634,701	4,275,863	676,590	4,949,628	585,571	3,820,421	929,929	5,987,022
Timber—Undressed.....	Sup.ft.	154,268,343	4,780,886	152,161,063	4,682,760	112,718,568	3,500,538	143,927,590	4,765,790	146,541,833	4,713,688
Other, N. E. S.....	"		141,836		135,537		190,462		141,255		179,200
Tin—Ingots.....	Cwt.	108,963	3,724,076	130,120	5,685,400	131,405	5,462,059	121,976	3,935,702	111,262	3,632,290
Ore.....	"	55,153	985,638	51,793	1,146,518	65,005	1,570,044	49,343	1,045,638	1,005,673	1,005,673
Wines.....	Galls.	380,392,542	511,784	714,540	443,443	976,692	586,394	725,945	471,337	971,613	581,669
Wool—Greasy.....	Lbs.	380,392,542	75,795,977	415,353,590	55,305,680	512,556,895	111,582,987	471,832,275	87,735,926	529,020,213	100,570,123
Scoured.....	"	56,775,423	20,672,140	64,889,295	24,813,829	72,318,005	29,023,919	70,915,494	23,777,219	73,585,927	23,462,307
All other articles.....	"		6,136,263		6,602,286		10,194,775		10,189,378		12,021,655
Totals (indse).....			213,136,805		246,813,186		287,994,510		230,397,467		268,949,291

* Included with Cotton and Bullion prior to 1909. † Included under Lead Pig and matte, and Silver contained in matte.

AUSTRALIAN COMMONWEALTH.

TOTAL Quantities and Values of the Principal Articles of Domestic Produce Exported, &c.—Concluded.

Articles.	1905.		1906.		1907.		1908.		1909.	
	Quantity.	Value. \$	Quantity.	Value. \$	Quantity.	Value. \$	Quantity.	Value. \$	Quantity.	Value. \$
Coin and bullion—										
Bullion—Gold	1,423,609	25,597,056	1,313,343	24,117,252	1,105,852	19,642,192	1,049,110	18,927,308	817,903	14,717,214
Silver	6,691,520	3,976,747	6,164,546	3,784,700	9,464,025	5,800,614	10,462,652	5,198,616	2,916,658	1,406,481
Coin		20,711,088		47,944,249		26,336,317		47,788,603		20,766,407
Total exports, domestic produce		268,421,756		322,659,387		339,773,633		302,311,094		305,839,363
" " foreign		13,204,614		16,731,060		14,637,702		10,608,487		12,045,609
Total exports		276,626,370		339,390,447		354,411,335		312,980,481		317,885,092
<i>Receipts.</i>										
Foreign produce—Merchandise		6,084,671		6,388,921		7,457,062		7,437,886		6,691,663
Coin and bullion		7,119,948		10,342,139		7,180,640		3,230,601		5,353,946
Totals		13,204,614		16,731,060		14,637,702		10,668,487		12,045,609

SESSIONAL PAPER No. 10f

AUSTRIA-HUNGARY.

TOTAL Quantities and Values of the Principal Articles Imported for Consumption during the Years ended December 31, 1905 to 1909 inclusive.

NOTE:—Krone = 20-3 cents, Kilog = 2-204 lbs.

ARTICLES.	1905.		1906.		1907.		1908.		1909.	
	Quantity.	Value.	Quantity.	Value.	Quantity.	Value.	Quantity.	Value.	Quantity.	Value.
Animals—Cattle and draught—		Kronen.		Kronen.		Kronen.		Kronen.		Kronen.
Horned cattle.....	4,360	21,286,468		5,102,303	4,613	3,636,935	4,502	1,671,639	3,859	1,639,513
Horses.....		7,258,980				7,520,440		7,741,370		7,305,500
Animals, other—										
Fish, cray-fish, land-snails, fresh										
.....100 kilogs.	102,624	12,906,310	139,901	16,841,690	145,411	15,954,010	145,411	15,954,010	136,598	8,864,030
Poultry, living.....	61,869	5,568,210	21,044	2,833,730	27,960	3,108,597	27,960	3,108,597	22,942	3,111,300
Animal products—										
Bladders and gut.....	19,761	5,137,860			24,328	6,669,640	26,483	8,929,477	27,764	7,594,292
Eggs.....	592,867	42,999,873	587,743	49,081,463	587,743	49,081,463	536,753	41,866,734	506,039	45,003,510
Fathers, undressed.....	22,899	11,313,415	27,854	17,340,385	27,275	16,792,821	27,275	16,792,821	24,215	17,948,340
Hair and bristles.....	28,712	9,669,280	31,803	11,905,237	32,047	11,373,920	32,047	11,373,920	33,271	13,493,973
Hides and skins, raw.....	284,923	56,984,000	460,418	99,274,000	380,397	77,591,320	332,498	65,021,000	273,107	65,141,069
Milk.....	77,775	894,413	113,147	1,311,570	130,517	1,435,687	130,517	1,435,687	120,620	1,387,130
Sponges.....	1,015	1,115,600	1,177	1,679,700	978	1,806,000	978	1,806,000	975	1,997,550
Apparel, wearing.....		22,419,386		20,160,547		18,858,417		23,438,468		23,008,477
Beverages—										
Beet.....	67,646	1,086,976	68,748	1,104,384	75,691	1,215,312	75,691	1,215,312	75,680	1,215,000
Mineral water.....	38,189	992,914	43,187	1,230,395	39,238	1,121,414	39,238	1,121,414	39,218	1,113,017
Spirits.....	9,466	2,384,256	7,556	1,903,669	7,864	1,890,700	8,540	1,890,700	8,540	2,117,000
Wines, non-sparkling.....		2,681,266		2,634,196		2,509,000		2,582,129		2,581,530
" sparkling.....	10,720	3,216,000	12,277	4,212,860	12,518	4,280,720	12,518	4,280,720	13,382	4,601,000
Brush and sieve-makers' wares, brooms, &c.....		721,618		1,185,250		1,317,738		1,671,070		2,129,485
Candles, soap, wax.....		762,042		1,109,040		1,076,580		1,164,002		1,291,822
Carving, and turning materials.....		12,076,538		20,245,715		22,416,551		18,015,596		21,036,798
Chemicals.....		68,339,577				52,543,463		55,360,241		54,432,425
Colonial produce—										
Cocoa beans and husks, 100 kilogs	26,685	3,274,671	34,850	7,632,300	36,702	7,057,240	36,702	7,057,240	42,135	5,898,900
Coffee.....	485,825	50,354,000	598,428	50,362,563	532,385	53,703,094	532,385	53,703,094	576,026	58,220,225
Tea.....	12,501	5,544,990	14,018	8,044,252	14,081	7,185,498	14,081	7,185,498	14,440	7,393,365

AUSTRIA-HUNGARY.

TOTAL Quantities and Values of the Principal Articles Imported for Consumption, &c.—Continued.

ARTICLES.	1905.		1906.		1907.		1908.		1909.	
	Quantity.	Value.	Quantity.	Value.	Quantity.	Value.	Quantity.	Value.	Quantity.	Value.
Conestibles—		Kronen.		Kronen.		Kronen.		Kronen.		Kronen.
Caviar.....	639	1,535,600			703	1,757,500		1,877,200	727	1,818,000
Cheese.....	42,453	7,213,339			41,362	7,785,544		8,535,808	47,554	9,112,430
Cocoa butter, powder, paste, &c.....	5,288	1,596,764			6,769	2,928,230		2,165,410	8,807	2,092,480
Comestibles in tins.....	1,359	1,902,600			6,516	1,872,242		1,316,130	6,988	1,275,462
Fish dried, smoked and pickled.....	246,185	12,264,274			255,768	10,522,066		7,970,444	256,421	9,212,466
Meat, fresh, prepared and sausage.....	33,919	1,016,205			4,100	1,051,644		1,010,862	4,473	1,251,141
Cottons—										
Raw, waste and carded.....	1,747,773	196,035,000		221,136,000	2,173,860	301,663,406		248,728,000	2,042,327	265,735,396
Yarn.....	65,744	25,377,462		29,923,000	126,869	47,802,190		34,755,000	79,516	34,281,000
Manufactures.....	13,448	16,328,728			19,697	26,437,805		23,411,000	21,939	23,657,000
Dyeing and tanning materials.....		23,799,000		18,160,000		15,894,163		14,456,888		15,893,453
EARTHENWARE.....		5,422,501		6,056,693		7,079,077		7,881,104		7,575,093
Electric apparatus.....		2,481,700				16,041,925		20,773,963		20,780,530
Explosives.....		391,059		388,175		413,768		608,580		962,694
Fats and greases—										
Butter.....	3,528	310,920			1,769	384,790		573,000	8,666	2,344,100
Lard.....	156,362	14,228,942			28,893	3,065,763		815,920	480	67,339
Oil, fish and seal.....	62,435	2,497,400			187,482	8,155,778		6,867,266	206,723	8,786,053
Tallow, animal.....	14,600	644,800			45,744	3,247,824		490,842	3,500	234,500
" vegetable.....	238,204	12,529,207			253,310	19,512,846		18,978,513	269,513	16,851,411
Fatty oils—										
Linseed.....	43,711	1,905,033			32,962	2,241,416		2,690,462	43,743	2,799,552
Olive.....	45,095	4,438,627			64,324	6,572,845		11,301,996	27,476	3,154,104
Flax, hemp, jute—										
Raw and tow.....	988,163	56,913,000		67,679,000	1,152,296	66,054,802		58,798,000	1,180,261	60,275,000
Yarn.....	43,267	6,725,922			73,883	12,438,968		9,195,000	62,885	9,350,000
Manufactures.....		3,813,941				5,795,658		5,250,000		5,354,000

AUSTRIA—HUNGARY.

TOTAL Quantities and Values of the Principal Articles Imported for Consumption, &c.—Concluded.

ARTICLES.	1905.		1906.		1907.		1908.		1909.	
	Quantity.	Value. Kronen.	Quantity.	Value. Kronen.	Quantity.	Value. Kronen.	Quantity.	Value. Kronen.	Quantity.	Value. Kronen.
Leather— <i>Con.</i>										
Manufactures—										
Boots and shoes		1,347,600		2,541,900		2,541,900		3,228,000		4,286,000
Gloves		1,112,400		1,230,000		1,230,000		1,133,000		1,158,000
Literary and artistic articles—										
Engravings, prints, &c.		5,753,520		1,437,600		1,437,600		1,637,000		1,576,000
Paintings		2,548,000		3,420,300		3,420,300		3,173,000		3,020,000
Printed matter		52,551,975		47,029,620		47,029,620		50,681,000		52,729,000
Machinery—										
Agricultural		15,121,220		11,994,604		11,994,604		10,215,000		10,751,000
Sewing and knitting		4,515,124		4,553,998		4,553,998		4,002,000		5,168,000
Textile		13,348,895		25,964,173		25,964,173		31,940,000		21,552,000
Other		25,957,663		32,612,478		32,612,478		55,819,000		54,077,000
Medicinal wares and non-alcoholic perfumery		3,466,108		2,771,122		3,341,545		3,352,750		3,473,015
Metals, base, and wares of—										
Raw metal:										
Brass..... 100 kilograms	30,797	3,233,685		31,913		4,946,515		2,850,500		2,555,880
Copper	226,517	39,556,000		261,809		59,414,874		49,904,850		44,681,611
Lead	77,664	2,751,476		99,675		4,784,400		144,646		173,537
Nickel	6,315	2,292,345		11,917		4,468,875		5,701,875		5,379,647
Tin	38,540	13,277,554		44,834		18,797,616		14,172,510		21,158
Zinc	224,427	13,770,072		240,919		14,214,221		12,706,464		15,276,042
Bars, rods and wire	10,689	2,989,220		7,134		2,143,409		1,581,000		1,034,180
Sheets and plates	9,319	1,634,277		13,421		2,293,490		2,598,000		1,064,000
Wares	8,443	5,648,556		27,244		13,706,929		14,921,000		16,142,000
Minerals—										
Asbestos	36,686	1,907,672		57,290		3,437,400		5,690,400		6,001,700
Ores	3,709,859	11,578,182		6,350,944		21,874,739		18,108,000		19,590,000
Phosphate				1,234,969		6,957,509		6,994,162		9,003,460
Stone, rough	2,562,470	2,983,137		1,317,922		5,892,899		5,409,723		5,917,503
Oil cloth and wares of		1,278,146		1,739,757		1,613,978		1,767,371		1,824,032
Oils, mineral, tar, &c. 100 kilograms	459,116	4,594,000		352,696		4,128,559		3,438,931		3,997,106

AUSTRIA-HUNGARY.

TOTAL Quantities and Values of the Principal Articles of Domestic Produce Exported during the Years ended December 31, 1905 to 1909, inclusive.

NOTE:—Kronc = 20·3 cents. Kilog = 2·204 lbs.

ARTICLES.	1905.		1906.		1907.		1908.		1909.	
	Quantity.	Value.	Quantity.	Value.	Quantity.	Value.	Quantity.	Value.	Quantity.	Value.
Animals—Cattle and draught—										
Horned cattle	200,317	86,465,377	126,644	65,419,905	91,649	47,305,550	210,035	75,764,670	147,965	60,355,335
Horses	68,391	58,432,930	27,412	22,552,500	50,109	41,912,250	57,003	49,207,450
Sheep, goats, &c.	48,212	1,023,060	42,291	2,416,332	74,420	1,871,835	127,581	2,700,845	36,736	1,196,089
Animals, other—										
Fish, gray-fish, land snails,										
fresh	37,288	6,062,720	36,105	5,069,565	37,566	3,278,712	37,437	3,854,986
Game, living and dead ..	111,665	11,498,390	18,960	2,743,445	23,210	3,713,017	22,002	3,479,575
Poultry, living	59,302	6,438,170	89,341	13,962,470	94,062	10,889,940	84,236	11,452,998
" dead	56,068	10,657,530	54,714	10,136,437	61,004	11,389,717
Animal products:—										
Bladders and gut	11,770	5,178,800	12,519	2,598,868	12,039	2,516,438	14,688	4,861,727
Eggs	1,032,951	97,097,000	1,179,552	111,416,000	1,315,575	123,006,263	1,241,469	111,176,235	1,096,339	108,038,642
Feathers, undressed	51,934	23,509,000	48,812	21,216,000	54,418	24,452,076	49,765	22,160,137	47,431	35,545,096
Hair and bristles	16,855	7,682,800	13,966	9,711,176	10,679,248	16,627	16,942,579
Hides and skins, raw	257,112	59,827,000	224,192	58,435,000	223,753	50,643,230	300,678	62,227,000	425,814	85,099,000
Sponges	644	1,006,960	557	1,137,200	600	1,354,000	630	1,378,700
Apparel, wearing	57,125,098	73,417,516	93,975,686	78,615,358	81,218,780
Beverages:—										
Beer	1,109,306	15,709,450	16,027,000	1,087,872	15,482,955	1,066,797	15,169,311	988,370	13,351,636
Mineral water	328,501	11,497,535	340,440	10,894,080	319,440	8,865,348
Spirits	204,609	6,796,185	157,078	5,750,367	181,517	3,696,533
Wines, non-sparking ..	270,847	11,769,795	150,517	7,001,850	137,239	7,263,474
Brush and stove-makers' wares,										
brooms, &c.	4,129,900	4,129,900	3,056,724	2,592,116	2,453,544	2,935,990
Candles, soap, wax	1,991,862	3,038,914	2,612,174	2,308,897	2,401,944	2,160,588
Carving and turning materials	3,638,914	3,767,988	3,852,825	2,901,192	3,186,541
Chemicals	38,881,744	37,156,623	36,233,265	41,810,851
Colonial produce	12,030	8,750	39,899	5,058	24,094
Comestibles:—										
Meat, fresh, prepared,										
and sausage	43,370	8,327,225	25,579	4,898,678	25,874	6,762,540

SESSIONAL PAPER No. 10f

Cottons :—	94,754	7,201,575	91,911	7,887,478	89,908	7,203,000	113,867	10,132,000
Raw, waste and carded, 100 kilograms	45,476	11,175,741	50,835	11,175,741	42,993	10,935,000	40,840	10,893,000
Yarn	"	"	"	"	"	"	"	"
Manufactures	88,628	37,361,248	100,052	65,908,853	67,507	39,852,000	71,944	41,856,000
Dyeing and tanning materials		12,255,621		11,166,849		9,747,412		10,546,287
Barthenware		26,797,252		27,504,008		23,398,177		30,567,159
Electric apparatus		386,080		8,710,168		9,121,714		9,236,955
Explosives		10,438,350		12,581,689		10,513,349		10,644,490
Fats and greases :—								
Butter	40,570	8,224,663	32,194	6,552,364	44,871	9,330,400	25,168	5,566,100
Paraffine	89,901	5,689,497	147,580	9,180,186	288,077	15,113,919	380,430	17,744,257
Tallow, animal	17,769	1,243,830	32,125	2,730,625	30,514	2,654,718	37,495	3,749,490
Fatty oils		513,101		345,530		244,624		259,835
Flax, hemp, jute :—								
Raw and tow	171,888	11,362,194	220,559	14,132,049	186,455	11,062,000	194,025	10,658,000
Manufactures	85,739	18,182,316	81,381	21,579,895	67,973	15,981,000	90,022	19,818,000
Fruits, vegetables, &c. :—								
Prints		16,481,966		21,865,149		17,026,000		21,092,200
Hops	85,172	35,691,000	80,858	23,711,300	70,269	14,664,533	80,845	22,330,347
Seeds, clover and grass	101,151	13,870,435	146,336	20,337,818	120,506	17,908,000	85,440	9,473,000
Vegetables		9,873,116		11,573,477		10,442,000		11,219,675
Hairies, wares :—								
Fur skins, not made up, 100 kilograms	1,634	1,840,520	1,318	3,830,100	1,608	3,985,480	1,817	5,511,960
Manufactures	1,608	4,261,200	1,598	5,104,400	1,499	4,383,630	1,828	5,621,700
Glass and glassware	723,598	59,713,000	787,723	72,810,451	717,655	64,052,006	792,463	71,009,911
Cream and grain products :—								
Barley	4,250,000	75,421,000	2,815,005	55,639,936	2,594,002	52,129,123	1,940,845	36,590,382
Beans	485,604	14,141,852	682,045	14,322,946	663,571	14,996,705	1,014,898	24,906,491
Buckwheat	2,620	44,540	4,248	67,968	2,618	43,197	107	2,672
Corn (maize)	16,058	283,300	30,518	448,615	96,987	1,532,395	12,248	220,404
Malt	1,863,628	51,685,069	1,959,565	57,965,125	1,753,390	55,759,792	1,546,431	47,176,906
Millet	1,083	16,245	1,902	28,530	2,120	31,800	1,902	32,354
Oats	6,544	101,499	28,736	494,259	12,529	200,464	5,925	99,450
Wheat	13,423	252,000	189,886	3,624,777	4,006	98,948	2,939	93,209
Wheat flour			583,483	19,615,692	367,242	13,728,356	145,014	6,592,691
Gums and resins :—								
Gums	11,131	1,399,330	8,916	1,560,000	8,418	1,660,000	7,536	1,481,000
Mineral wax	16,139	2,905,020	18,132	2,629,140	16,478	2,389,310	23,297	3,365,015
Pitch, coal tar, &c.	111,421	1,782,736	137,971	2,069,565	120,326	1,684,564	159,950	1,439,550
Other resins		14,313,155		17,523,490		15,103,900		19,003,745
Instruments, clocks and watches :—								
Musical instruments		6,674,640		7,601,931		5,615,000		6,659,000
Optical instruments		820,000		1,116,420		1,347,000		1,651,000
Iron and ironware :—								
Iron	623,128	5,297,529	603,451	5,578,478	342,188	2,006,000	542,506	4,282,000
Bars, blooms, billets, ingots	489,431	8,366,883	434,582	8,319,899	188,176	3,590,000	293,539	4,772,000

* Included with poultry.

AUSTRIA-HUNGARY.

Total Quantities and Values of the Principal Articles of Domestic Produce Exported, &c.—*Concluded.*

ARTICLES.	1905.		1906.		1907.		1908.		1909.	
	Quantity.	Value.	Quantity.	Value.	Quantity.	Value.	Quantity.	Value.	Quantity.	Value.
Iron and ironware— <i>Cont.</i>										
Sheets and plates, 100 kilograms	213,745	Kronen. 3,248,953		Kronen. 4,210,333	213,378	Kronen. 4,210,333	89,290	Kronen. 1,629,000	190,965	Kronen. 1,609,000
Wire,	41,876	1,396,383		48,362	1,497,674	17,285	652,000	19,467	500,000	500,000
Iron wares,	624,786	40,080,689		563,291	46,431,591	319,037	27,851,000	253,928	24,670,000	24,670,000
Leather, &c.—										
Unmanufactured,	23,715	13,463,250		23,889	14,603,270	25,111	14,487,000	34,038	19,873,000	19,873,000
Manufactures—										
Boots and shoes,		20,809,800		21,308,980		21,308,980		19,626,000		19,091,560
Gloves,		21,917,900		21,301,200		21,301,200		19,006,000		22,520,400
Literary and artistic articles										
Engravings, prints, &c		3,109,700		1,028,880		1,028,880		1,197,000		937,000
Paintings,		8,204,700		7,893,900		7,893,900		6,025,000		8,303,400
Printed matter,		16,462,145		18,804,610		18,804,610		17,389,000		17,926,000
Machinery—										
Agricultural,		8,311,097		9,094,366		9,094,366		10,103,000		11,078,000
Sewing and knitting,		485,184		629,009		629,009		591,000		403,000
Textile,		411,289		1,067,670		1,067,670		851,000		726,000
Other,		12,821,088		14,418,004		14,418,004		11,306,000		11,648
Medicinal wares and non-alcoholic perfumery,		672,535		997,975		997,975		483,751		567,324
Metals, base and wares of—										
Raw metal—										
Brass, 100 kilograms	22,995	2,414,475		25,865	3,621,100	25,465	2,466,675	32,039	3,043,705	
Copper,	12,531	1,779,402		6,242	1,342,030	11,256	1,519,500	12,496	1,437,040	
Tin,	55,157	2,630,559		3,528	1,311,232	2,373	771,900	3,580	1,690,740	
Zinc,	2,910	766,930		46,016	2,363,800	66,042	2,375,638	70,313	3,315,650	
Bars, rods and wire,	34,476	8,435,320		5,098	1,735,732	6,355	1,979,000	4,489	1,537,000	
Sheets and plates,	23,948	5,092,822		26,771	6,835,650	21,640	4,992,000	18,754	4,189,000	
Wares,	20,508	13,834,380		82,591	56,491,619	68,376	45,378,000	72,329	51,608,000	
Minerals—										
Graphite,	185,327	1,716,717		217,637	2,604,444	163,347	1,984,164	184,840	2,125,660	
Kaolin,	1,371,447	6,061,859		1,533,193	6,516,070	1,498,427	6,368,315	1,458,540	5,834,160	
Magnesite,	923,586	4,617,930		1,141,465	10,264,147	872,611	7,849,237	1,206,907	12,015,354	
Ores,	3,644,662	11,537,690		2,986,085	11,269,992	2,821,685	8,449,000	2,349,361	7,371,000	
Stone, rough,	4,103,688	4,186,794		3,013,790	6,269,964	2,721,210	5,704,192	3,204,821	5,985,242	
Oil-cloth and wares of		972,734		1,374,181		1,437,913		1,109,809		1,539,751
Oils, mineral, tars, &c		17,005,694		23,492,663		22,274,833		31,932,220		35,050,726

BAHAMAS.

VALUE of the Totals Imports and Exports from and to each Principal Country during the Years ended December 31, 1905 to 1909, inclusive. (*Including Coin and Bullion.*)

IMPORTS.			EXPORTS.						
			COUNTRIES.						
1905.	1906.	1907.	1908.	1909.	1905.	1906.	1907.	1908.	1909.
£	£	£	£	£	£	£	£	£	£
374,626	306,843	455,671	455,218	450,478	64,230	80,294	135,819	148,715	109,403
19,223	14,843	40,808	39,673	47,528	12,448	9,821	31,843	2,088	7,636
21,277	18,922	49,819	32,291	25,317	1,849	5,266	2,170	492	623
	6,949				365				
415,126	347,557	546,298	527,182	523,323	78,942	95,381	169,832	151,295	117,662
2,443	2,263	1,300	4,375	9,149	550	21,992	22,839	1,158	
5,139	20,790	1,197	229	526	58,643	104,278	98,209	45,828	64,610
282	628	1,275	6,107	993	97,907	127,716	142,491	62,517	91,853
9,652	12,298	21,301	16,503	14,907	200	608	316	20	1,465
	165	20		10	70,659	60,210	64,074	8,979	64,425
					608	682	2,375	3,412	
1,068,939	1,218,068	1,233,052	1,234,293	1,115,571	3,242	458	57	277	2,725
	89	9,773	7,198	6,316	774,053	608,442	659,260	620,616	491,281
					268			614	330
1,086,455	1,254,136	1,268,662	1,271,003	1,148,324	1,005,862	984,654	989,564	742,021	716,689
415,126	347,557	546,298	527,182	523,323	78,942	95,381	169,832	151,295	117,662
1,501,581	1,601,693	1,814,960	1,798,185	1,671,647	1,084,804	1,080,035	1,159,396	893,316	834,351

British Empire.

United Kingdom.....
Canada.....
British West Indies.....
Other British Possessions.....

Totals, British Empire.....

Foreign Countries.

Cuba.....
France.....
Germany.....
Haiti.....
Holland.....
Italy.....
Russia.....
United States.....
Other Foreign Countries.....

Totals, Foreign Countries.....
Totals, British Empire.....

Grand totals.....

SESSIONAL PAPER No. 10f

BAHAMAS.

TOTAL Quantities and Values of the Principal Articles of Merchandise Imported during the Years ended December 31, 1905 to 1909, inclusive.

ARTICLES.	1905.		1906.		1907.		1908.		1909.	
	Quantity.	Value. \$	Quantity.	Value. \$	Quantity.	Value. \$	Quantity.	Value. \$	Quantity.	Value. \$
Ale, beer and porter	10,916	9,723	13,159	12,015	22,517	10,711	21,752	11,149	16,384	12,220
Animals, living	1,354	8,434	1,155	2,467	2,293	12,614	2,651	14,016	1,791	16,089
Beans and peas	1,605	3,441	1,750	127	108,170	5,553	507,745	5,801	35,200	4,010
Bricks	No.	118,572	33,490	35,357	127,823	954	33,390	33,990	129,961	516
Butter	Lbs.	39,876	6,531	46,894	7,343	6,239	41,646	6,239	33,425	34,924
Cheese	"	1,890	3,032	2,088	6,409	12,692	2,664	14,025	2,637	6,629
Coal	Tons.	113,373	10,565	130,474	3,260	12,337	211,438	13,587	114,770	14,171
Coffee	Lbs.	9,112	6,097	4,112	4,112	7,543	8,168	7,981	7,159	11,212
Corn	Bush.	15,218	59,271	10,891	34,451	20,307	70,221	69,958	12,748	6,910
Cornmeal and hominy	Brls.									
Cotton, woollen, linen and silk goods		255,440	247,859	310,537	277,711	310,537	277,711	277,711	310,537	264,197
Earthenware and glassware		199,708	283,040	187,425	169,647	194,652	169,647	194,652	169,647	194,652
Electrical appliances		1,275	4,088	3,577	48,768	12,556	48,768	12,556	48,768	12,556
Flour	Brls.	40,190	189,965	37,672	173,117	50,810	213,821	200,263	37,999	201,669
Hardware, tinware, &c.		62,804	70,586	106,901	34,705	81,501	53,698	81,501	53,698	53,698
Lard	Lbs.	379,712	23,087	365,131	22,211	414,219	31,643	481,157	35,896	35,896
Lumber	Pt.	1,612,869	39,235	906,002	22,469	1,142,124	31,945	21,525	1,511,683	36,009
Machinery		31,351	23,772	4,468	7,938	53,669	144,048	36,280	36,280	36,280
Manures	Brls.	1,473	6,287	1,238	4,468	1,453	1,053	6,541	831	4,857
Meats, poultry and game, fresh	Lbs.	207,082	19,691	115,833	23,291	137,753	20,342	25,292	145,906	25,671
" " salted	"	558,498	46,131	653,919	54,098	794,953	64,351	63,201	630,135	62,663
" " fruits, etc., preserved										
Musical instruments		79,589	126,854	107,193	102,716	107,193	102,716	102,716	102,716	121,146
Oats and bran	Bush.	4,258	3,850	7,860	4,502	4,229	4,502	4,502	4,229	4,229
Oils	Galls.	22,171	14,829	25,342	16,970	29,022	23,564	23,686	31,157	25,852
Potatoes and onions	Brls.	138,356	23,618	95,625	17,005	148,432	28,328	34,023	156,840	33,385
Railroad stock		2,472	7,338	2,182	6,501	3,328	10,927	9,796	2,489	8,186
Rope and canvas		28,450	34,801	13,514	30,475	30,475	30,475	30,475	10,453	10,453
Rice	Lbs.	2,048,621	48,818	2,117,220	48,802	2,531,688	53,486	23,048	2,392,762	23,958
Sbringles	No.	922,350	6,093	1,137,738	7,290	1,193,670	5,927	6,063	1,326,799	8,030

BAHAMAS.

TOTAL Quantities and Values of the Principal Articles of Merchandise Imported, &c.—Concluded.

ARTICLES.	1905.		1906.		1907.		1908.		1909.	
	Quantity.	Value. \$	Quantity.	Value. \$	Quantity.	Value. \$	Quantity.	Value. \$	Quantity.	Value. \$
Soap, common..... Lbs.	232,983	8,551	222,653	8,166	245,965	16,668	267,170	14,011	434,225	12,351
Spirits and wines..... Lbs.	1,641,245	37,200	1,804,092	38,709	2,073,382	57,981	1,713,262	49,723	1,878,068	53,781
Sugar..... Lbs.	54,312	63,836	62,837	57,383	64,055
Tobacco.....	30,679	20,989	31,049	34,899	37,965
All other articles.....	55,246	74,903	113,227	91,587	114,479
Totals (mdse.).....	1,420,839	1,525,145	1,789,717	1,786,681	1,668,089
Coin and bullion.....	80,742	76,548	25,243	11,504	3,558
Total imports.....	1,501,581	1,601,693	1,814,960	1,798,185	1,671,647

BAHAMAS.

TOTAL Quantities and Values of the Principal Articles of Merchandise Exported during the Years ended December 31, 1905 to 1909, inclusive.

ARTICLES.	1905.		1906.		1907.		1908.		1909.	
	Quantity.	Value. \$	Quantity.	Value. \$	Quantity.	Value. \$	Quantity.	Value. \$	Quantity.	Value. \$
Bahamas hemp.....	3,040,045	182,606	3,867,034	195,347	4,306,082	227,122	5,281,449	207,451	5,846,447	227,548
Bark.....	4,933	6,100	93,465	6,341	154,883	10,215	133,156	10,556	82,724	6,711
Grape fruit.....	564,061	11,665	430,134	8,940	707,975	13,223	276,526	6,151	365,233	6,833
Guavas preserved.....	66	346	190	432	90	389	96	472	149	633
Guavas, fresh.....	1,706,318	6,754	567,269	3,811	1,599,860	14,634	465,059	2,005	738,180	3,869
Oranges.....	197,546	96,243	146,487	56,083	67,012	20,644	118,526	57,699	52,351	17,661
Pineapples, fresh.....	64,606	57,003	117,196	92,904	68,349	66,084	59,839	53,518	46,639	43,795
" preserved.....	40,937	2,637	96	10	7,745	414	4,900	399	54,980	832
Salt.....	652,282	124,027	675,272	160,658	738,915	156,760	721,771	138,787	497,345	94,735
Sponge—Grass.....	79,109	53,363	70,339	53,801	81,388	71,477	43,177	43,177	45,831	38,101
Reef.....	271,481	207,622	216,441	186,233	236,336	202,799	204,340	153,047	235,932	163,841
Velvet.....	118,047	126,494	99,747	108,959	118,079	142,846	121,449	93,615	89,024	82,241
Wood.....	365,209	42,092	467,003	52,584	503,959	57,319	562,881	29,662	504,184	47,679
Other.....	7,923	41,498	8,720	46,720	9,942	63,753	7,273	36,466	5,471	30,364
Turtle shells.....		3,884		30,821		37,229		7,869		6,692
Wool.....	29,161	1,874	33,192	2,258	54,732	2,141	58,687	9,548	163,002	5,285
Yellow metal.....		57,497		28,639		31,560		23,190		34,178
All other articles.....										
Totals (mdse.).....		1,021,815		1,034,001		1,120,809		873,572		820,968
Coin and bullion.....		62,989		46,034		38,587		13,744		13,383
Total exports.....		1,084,804		1,080,035		1,159,396		893,316		834,351

BARBADOS.

VALUE of the Total Imports and Exports from and to each Principal Country during the Years ended December 31, 1905 to 1909, inclusive. (Including Coin and Bullion.)

IMPORTS.				EXPORTS.					
1905.		1906.		1907.		1908.		1909.	
\$	%	\$	%	\$	%	\$	%	\$	%
COUNTRIES.									
<i>British Empire.</i>									
2,167,880	2,346,298	2,716,320	2,420,086	2,340,010	878,210	1,064,549	885,640	521,200	450,731
123,170	174,124	223,876	216,114	220,752	76,436	54,886	85,410	130,874	145,343
151,538	163,257	5,996	17,758
896,084	412,655	283,419	250,886	249,806	697,071	669,619	656,474	776,117	687,898
382,403	421,808	496,122	738,132	641,962	1,005,521	1,191,797	1,352,428	1,159,429	1,701,708
24,357	25,457	46,988	91,488	51,373	338,141	223,356	248,745	257,203	350,419
7,237	12,129	11,414	1,243	1,167	12,971	13,204	13,384	10,411	5,554
3,232,669	3,555,728	3,784,135	3,735,707	3,505,070	3,008,350	3,217,411	3,442,081	2,855,234	3,341,653
<i>Foreign Countries.</i>									
.....	34,067	9,052	10,263	2,920	13,704	1,290	370	3,066	4,477
13,533	18,308	78,036	10,263	46,495
21,680	37,191	34,066	8,857
7,509	6,039	1,913	2,550	5,651	540	4,550	6,058	2,813	2,156
70,060	73,078	43,296	36,884	31,663	38,042	20,366	33,050	73,307	48,195
21,938	60,089	15,841	1,664	59,198	5,611	1,655
.....	258	6,438	2,375	1,664	211,357	226,864	260,400
1,638,636	1,967,758	2,242,194	2,003,466	1,731,604	1,292,280	827,898	349,129	1,067,484	250,643
.....	33,614	5,747	11,393	12,025
43,493	1,203	22,344	125,133	90,977	31,339	13,283	20,671	50,652	89,956
1,821,132	2,246,935	2,463,977	2,230,193	1,942,468	1,546,091	1,038,980	680,433	1,429,797	657,482
3,252,669	3,555,728	3,784,135	3,735,707	3,505,070	3,008,350	3,217,411	3,442,081	2,855,234	3,341,653
<i>Totals, Foreign Countries.</i>									
5,073,801	5,802,663	6,188,112	5,965,900	5,447,478	4,554,441	4,256,391	4,122,514	4,285,031	3,909,135
.....	284,043	429,064	329,429	322,884
<i>Totals, (Banker Coal (export))</i>									
5,073,801	5,802,663	6,188,112	5,965,900	5,447,478	4,554,441	4,540,434	4,551,578	4,614,460	4,322,019
<i>Grand totals.</i>									

SESSIONAL PAPER No. 10f

BARBADOS.

Total Quantities and Values of the Principal Articles of Merchandise Imported during the Years ended December 31, 1905 to 1909, inclusive.

ARTICLES.	1905.		1906.		1907.		1908.		1909.	
	Quantity.	Value.	Quantity.	Value.	Quantity.	Value.	Quantity.	Value.	Quantity.	Value.
Ale, beer and porter.....		\$ 52,487		\$ 59,096		\$ 59,461		\$ 47,766		\$ 38,982
Animals, living.....		123,284		91,094		72,922		67,695		63,423
Books.....		23,453		31,658		36,513		30,938		26,571
Breadstuffs.....										
Bran and pollard.....										
Bread and biscuit.....		2,807,698		3,303,624		3,068,585		2,967,821		2,714,216
Corn, barley and maize.....		2,235,842		1,846,181		1,825,941		773,470		27,521
Cornmeal.....		3,491,117		43,045		39,303		3,471,850		14,654
Flour, wheat or rye.....		43,766		133,122		38,444		116,332		29,252
Oats.....		72,147		333,561		367,794		145,187		102,635
Rye.....		6,278,618		99,299		100,400		412,917		349,577
Wheat.....		2,072,211		40,339		5,789,179		89,898		68,410
Crain, unenumerated.....				2,601,328		50,642		105,650		118,340
Meal.....				2,287		2,754,837		2,682,240		1,769,766
Malt.....				51,182		1,557		400		35,887
Carriages and carts.....		10,877		11,185		53,247		13,141		438
Cement.....		7,188		13,130		5,071		36,023		31,069
Charcoal.....		46,798		42,095		45,329		17,588		9,433
Coal and coke.....		24,852		139,088		53,182		52,920		67,899
Coffee.....		545,739		66,396		401,199		44,808		315,205
Drugs and chemicals.....				45,498		59,336		40,467		37,733
Fish, dried, salted or smoked.....		34,930		161,495		193,572		183,190		53,321
" other.....				33,181		29,834		36,481		305,753
Fruits and vegetables.....		95,075		53,338		73,194		100,443		29,322
Hardware and metals.....		151,698		157,624		205,738		195,789		60,067
Hides and skins, raw.....		6,453		16,921		84,066		7,077		220,757
Leather—Boots and shoes.....		47,800		59,650		103,397		77,289		5,792
Dressed and undressed.....		29,112		32,257		34,757		28,597		72,610
Linen, cotton, silk and woollen manufactures.....		820,715		1,013,074		1,175,285		893,165		819,611
Machinery.....		37,780		88,339		97,431		53,976		97,571
Manures and fertilizers—										
Guano.....		2,190		34,066		700		1,849		2,312
Sulphate of ammonia.....		1,439		258,585		2,472		193,955		136,389
Other.....		9,627		212,250		4,891		171,331		186,978
Milk, condensed.....		17,204		18,615		18,956		19,939		18,488
Oils.....		133,682		99,894		110,492		111,787		62,619

BARBADOS.

TOTAL Quantities and Values of the Principal Articles of Merchandise Imported, &c.—Continued.

ARTICLES.	1905.		1906.		1907.		1908.		1909.	
	Quantity.	Value.	Quantity.	Value.	Quantity.	Value.	Quantity.	Value.	Quantity.	Value.
Oilmeal and oilcake.										
Paints and varnishes.	4,465,876	65,292	4,089,363	59,704	4,010,516	58,556	3,838,896	58,385	3,561,955	54,171
Paper.	196,167	21,761	221,596	22,465	357,954	33,790	181,273	33,359	221,139	20,051
Plated and giltware and jewellery.	56,982	9,247	51,281	8,318	58,877	9,553	63,018	13,379	50,208	31,341
Provisions—Butter.	292,721	71,229	290,635	70,722	390,914	90,125	364,847	110,375	335,610	33,123
" substitutes (margarine).	196,167	19,890	221,596	22,465	357,954	33,790	181,273	33,359	221,139	102,083
Cheese.	56,982	9,247	51,281	8,318	58,877	9,553	63,018	13,379	50,208	22,421
Lard.	578,890	41,084	595,427	42,257	552,015	44,773	621,341	50,398	487,845	8,147
Meats—Bacon and hams.	168,565	18,800	138,166	15,409	210,310	25,589	204,747	24,912	137,654	39,571
Beef, salted or pickled.	1,229,396	99,718	1,728,125	130,170	1,457,633	118,231	1,426,338	115,690	1,074,897	16,746
Pork " "	1,020,344	93,107	1,198,792	109,389	1,032,083	89,654	1,581,906	144,312	1,181,881	87,186
Rice.	13,511,219	394,526	10,939,214	309,496	7,998,537	233,556	10,342,755	314,592	8,989,481	113,822
Sosp.	2,035,771	82,563	2,040,286	82,743	2,066,492	83,809	2,037,546	82,634	1,996,884	246,063
Spirits and wines.	63,249	67,092	61,611	78,484	74,392	90,919	87,271	105,587	67,333	76,986
Tobacco.	154,463	42,320	95,384	37,916	136,159	48,895	147,145	47,070	176,362	41,579
Wood—Lumber.	4,888,127	100,530	7,027,091	202,185	6,727,408	215,466	8,038,978	268,577	6,251,847	209,330
Hoops, coiled or straight.	1,256,816	26,175	579,062	8,454	1,447,075	21,126	296,266	4,326	1,298,310	18,356
Shingles.	16,020,530	58,475	8,367,056	31,263	13,173,800	48,083	18,934,200	69,110	15,198,750	55,475
Staves and shooks.	2,055,683	100,043	3,145,982	206,692	3,253,812	197,911	2,263,586	2,041,401	2,041,401	124,188
Fuel.	7,430	36,159	13,493	65,666	4,409	36,056	11,695	56,915	8,497	51,689
Joiners' and cabinet work.		11,413		12,526		35,443		38,790		25,214
All other articles.		521,627		554,317		515,753		524,223		613,330
Total imports (mdse).		5,070,881		5,802,347		6,185,679		5,955,604		5,440,264
Coin and bullion.		2,920		316		2,433		10,296		7,214
Total imports.		5,073,801		5,802,663		6,188,112		5,965,900		5,447,478

SESSIONAL PAPER No. 10f

BARBADOS.

Total Quantities and Values of the Principal Articles of Merchandise Exported during the Years ended December 31, 1905 to 1909, inclusive.

ARTICLES.	1905.		1906.		1907.		1908.		1909.	
	Quantity.	Value.	Quantity.	Value.	Quantity.	Value.	Quantity.	Value.	Quantity.	Value.
Ale, beer and porter		\$ 24,951		\$ 29,857		\$ 30,709		\$ 25,983		\$ 21,362
Animals, living		34,578		32,592		33,356		43,551		30,811
Arrowroot		18,377	460,013		17,592	624,472		692,085		755,515
Copper, brass and pewter (old)	487,191	103,596	171,380	17,375	199,522	20,230	89,795	4,105	106,171	10,765
Coal (includes Bunker coal)	280	1,638	16,829	285,259	70,679	54,214	329,739	53,722	327,118	327,118
Corn and grain	1,153,717	17,489	1,197,947	1,106,192	1,106,192	1,387,257	1,371,958	23,691	1,371,958	23,510
Cotton, raw	390,232	94,359	483,473	196,507	917,588	405,860	983,256	299,679	830,117	291,994
Fish, dried, salted or smoked	13,687	69,933	15,932	81,411	15,238	77,866	29,478	150,633	36,160	184,778
" other		7,222		9,802		14,678		18,202		11,547
Flour, wheat or rye	16,487	80,236	14,635	71,516	18,770	93,327	19,447	97,004	11,537	59,657
Fruits and vegetables, fresh (includes bananas and tamarinds)		69,658		45,284		69,914		82,033		87,819
Hides and skins, raw		26,163		25,769		81,560		17,812		10,964
Linea, cotton, woollen and silk manufactures		168,498		167,568		179,060		190,375		117,856
Manjack	929	43,226	782	38,657	693	33,726	430	20,945	341	12,128
Mannahs	220	10,804	1,961	74,119	1,390	11,951	389	13,633	608	21,904
Molasses	39,378	862,492	61,398	1,015,812	62,112	1,133,543	54,423	1,059,531	69,036	1,679,876
Oils		54,730		13,276		14,196		19,185		10,643
Provisions:—		68,650		18,922		18,849		27,798		31,278
Butter		25,156		30,480		257,686		24,580		200,000
Butter substitutes (margarine)	241,871	33,198	291,542	46,224	628,646	57,363	840,387	52,375	845,622	102,886
Meats—Beef, salted or pickled	363,815	18,182	506,590	14,463	185,992	16,970	328,902	33,346	415,566	42,135
Pork	199,234	59,446	1,646,510	50,082	1,677,989	2,281,454	69,394	2,269,714	69,038	69,038
" "	1,954,359	29,933	676,492	27,433	724,681	39,390	833,176	33,790	847,845	34,383
Spirits and wines	738,091	27,730	27,747	38,188	30,358	41,765	59,464	65,364	34,025	43,873
Sugar:—Raw	32,712									
Dry	1,936	113,062	1,984	77,244	2,482	108,711	890	43,313	827	42,262
Muscovado	43,469	2,102,185	55,879	1,631,666	35,270	1,158,622	34,942	1,360,409	16,968	701,910
Refined	17,250	302,983	3,550	161,146	12,080	857	5,590	395	39,500	2,863
All other articles								206,858		208,561
Total exports (mdsc)		4,328,851		4,265,302		4,400,336		4,344,487		4,142,356
Coin and bullion		229,350		275,132		151,242		269,973		179,663
Total exports		4,554,441		4,540,434		4,551,578		4,614,460		4,322,019

BELGIUM.

VALUE of the Total Imports for Consumption and Exports of Domestic Produce from and to each Principal Country during the Years ended December 31, 1905 to 1909, inclusive.

NOTE:—Franc = 19·3 cents.

IMPORTS.			EXPORTS.											
1905.	1906.	1907.	1908.	1909.	COUNTRIES.									
Francs.	Francs.	Francs.	Francs.	Francs.	1905.	1906.	1907.	1908.	1909.	Francs.	Francs.	Francs.	Francs.	Francs.
376,335,732	445,761,559	487,674,251	376,640,000	457,238,000	386,306,762	409,819,291	410,726,281	364,293,000	409,223,000	United Kingdom.....				
9,417,589	14,128,705	14,679,887	10,920,000	10,920,000	407,501	828,345	480,377	690,000	872,000	Algeria.....				
240,021,549	258,290,543	243,133,654	320,202,000	320,202,000	48,150,674	66,170,819	72,468,978	59,609,000	90,220,000	Argentine Republic.....				
12,158,710	13,588,400	12,363,650	13,310,000	15,720,000	18,988,429	22,214,389	24,760,983	24,340,000	26,654,000	Austria Hungary.....				
72,718,744	93,332,007	113,791,385	73,374,000	117,841,000	13,174,283	17,300,403	15,581,351	16,511,000	16,825,000	Australasia.....				
476,061	401,282	1,208,950	781,000	1,953,000	80,745	62,986	186,405	119,000	102,000	Belvia.....				
27,937,370	31,727,676	80,696,719	35,162,000	39,496,000	28,469,935	36,203,823	33,729,001	37,304,000	34,472,000	Brazil.....				
104,083,254	103,958,734	175,253,354	96,068,000	167,669,000	35,052,379	27,717,466	28,835,894	28,513,000	33,292,000	British East Indies.....				
44,665,777	16,235,625	23,324,305	14,070,000	19,254,000	1,507,169	2,400,917	2,225,484	2,868,000	4,883,000	Bulgaria.....				
13,040,490	18,257,814	23,652,070	23,678,000	21,769,000	13,700,623	14,817,814	10,726,631	9,405,000	12,457,000	Canada.....				
5,312,735	582,871	1,181,616	1,628,000	3,529,000	5,205,460	6,266,323	4,861,061	5,907,000	6,320,000	Cape Colony.....				
48,709,563	50,443,634	48,258,369	68,583,000	56,026,000	7,822,479	27,076,173	37,232,907	20,751,000	14,791,000	Chile.....				
10,379,843	16,968,666	17,446,000	19,124,000	19,124,000	42,140,166	55,551,100	40,364,435	20,959,000	20,064,000	China.....				
2,008,876	2,788,589	1,704,732	2,757,000	3,153,000	1,269,143	1,588,872	2,954,287	1,276,000	1,622,000	Colombia.....				
59,495,705	73,313,574	58,708,920	53,343,000	62,827,000	11,456,668	12,801,094	18,467,004	16,265,000	18,232,000	Congo States.....				
204,044	401,515	47,472	443,000	254,000	14,309,186	10,496,574	8,510,794	3,761,000	7,232,000	Cuba.....				
3,908,641	3,646,293	3,295,525	1,656,000	2,101,000	10,593,278	12,443,064	10,537,818	10,354,000	10,005,000	Denmark.....				
2,652,150	3,072,828	2,974,000	2,974,000	4,729,000	37,879,851	46,444,189	32,185,718	20,765,000	20,751,000	Egypt.....				
517,517,077	604,630,795	632,016,908	516,739,000	562,983,000	371,632,083	548,051,971	530,491,655	464,797,000	498,536,000	France.....				
3,490,768	4,305,960	4,190,156	3,876,000	2,962,000	4,003,331	1,530,784	850,501	1,177,003	734,000	French Africa, West.....				
409,683,555	465,153,404	460,172,947	449,864,000	494,930,000	569,859,813	642,066,708	701,266,569	680,318,000	729,863,000	Germany.....				
8,113,927	8,711,220	11,286,319	9,373,000	10,257,000	7,073,015	8,744,081	8,678,896	8,991,000	8,167,000	Greece.....				
1,947,686	2,174,452	2,255,619	1,430,000	400,000	61,759	79,723	23,811	77,000	98,000	Hayti.....				
245,228,341	259,796,110	209,362,747	289,774,000	283,044,000	290,901,708	273,289,732	303,939,982	281,794,000	311,174,000	Holland.....				
373,309	1,040,724	236,196	400,000	1,085,000	1,568,783	1,825,222	1,307,814	1,391,000	2,042,000	Hong Kong.....				
7,359,532	10,082,050	9,008,030	20,192,000	18,271,000	33,498,205	33,617,735	3,722,213	3,822,000	3,320,000	Indo-China, British.....				
36,897,458	44,423,487	46,156,194	44,458,000	38,545,000	34,392,628	66,832,493	99,088,784	60,637,000	60,311,000	Italy.....				
4,451,746	8,080,595	16,137,072	14,152,000	17,555,000	25,257,537	24,716,745	23,023,825	15,176,000	20,080,000	Japan.....				
6,587,160	5,356,437	5,567,169	7,861,000	9,169,000	10,380,985	9,477,440	10,318,954	5,606,000	6,969,000	Mexico.....				
35,526	103,423	758,817	302,000	722,000	2,154,883	3,208,099	2,485,875	2,416,000	2,309,000	Morocco.....				

BELGIUM.
Total Quantities and Values of the Principal Articles Imported for Consumption during the Years ended December 31, 1905 to 1909, inclusive.

NOTE.—Frame=19·3 cents. Hectolitre=21·99 galls. Cub. metre=35·31 cub. ft.

ARTICLES	1905.		1906.		1907.		1908.		1909.	
	Quantity.	Value. Francs.	Quantity.	Value. Francs.	Quantity.	Value. Francs.	Quantity.	Value. Francs.	Quantity.	Value. Francs.
Alimentary preserves (except cheese).....		5,055,482		5,608,448		6,945,067		7,594,463		7,929,028
Animals.....										
Horned cattle.....	54,916	20,835,021	63,201	23,919,494	74,007	28,654,037	75,731	28,708,534	71,556	25,531,297
Horses.....	41,732	13,786,000	53,257	21,656,000	52,405	20,344,917	44,401	17,008,016	44,084	16,342,445
Sheep and lambs.....	167,878	3,813,305	136,473	5,643,009	148,852	5,941,400	175,519	7,006,526	168,445	6,347,181
Other.....		1,962,461		2,153,077		2,447,551		2,773,138		2,276,530
Animal products, raw:—										
Grease.....	40,774,327	33,758,452	43,378,264	38,435,950	45,901,424	42,879,085	41,299,236	41,835,940	43,862,571	46,226,066
Ivory.....	308,582	9,257,160	325,372	11,388,920	357,529	12,871,044	382,587	12,147,137	358,175	10,207,388
Other.....		16,941,628		15,909,427		15,733,898		16,056,387		18,784,855
Apparel, wearing.....		17,199,192		18,205,879		19,921,877		19,275,333		20,616,964
Arms.....	2,560,324	2,560,324	2,662,308	2,662,308	2,290,454	3,496,557	2,228,416	3,166,257	2,431,004	2,431,004
Beet.....	207,011	7,455,974	204,379	7,359,586	220,454	7,938,263	228,416	8,224,428	237,975	8,568,667
Butter, fresh or salted.....	4,560,863	12,770,000	5,047,813	14,680,000	5,683,259	16,310,954	4,988,734	14,467,329	5,708,969	17,018,458
Cheese.....	10,126,552	15,493,624	13,759,131	16,513,860	14,041,510	17,615,561	14,084,665	18,487,680	13,845,398	19,854,480
Chemical products.....										
Salts of soda.....	279,433,680	55,367,880	259,324,929	51,553,186	264,126,921	52,818,394	319,164,495	70,265,665	307,039,259	58,348,468
Other.....		30,974,854		33,711,644		37,988,406		38,059,052		44,460,540
Coal and coal briquettes 1000 kilograms.....	4,302,956	64,740,000	5,506,091	96,132,000	5,437,694	99,617,348	5,589,209	95,848,179	6,021,717	97,869,466
Cocoa.....	6,473,443	10,839,621	7,428,515	14,665,024	7,397,386	21,482,865	8,073,635	13,662,638	10,175,890	19,315,157
Coffee.....	45,373,894	48,627,000	53,396,088	56,241,000	113,256,043	109,445,598	61,079,892	65,204,455	57,237,980	56,079,893
Coke.....	336,136	7,478,856	332,316	8,455,584	362,638	9,047,450	287,037	7,003,703	316,053	7,427,245
Cordage.....	901,632	1,081,959	904,540	1,085,448	987,311	1,184,775	935,716	1,029,288	1,297,151	1,426,866
Cotton—										
Raw.....	47,754,472	57,305,000	54,049,294	67,562,000	62,247,207	84,033,729	49,040,356	51,492,374	66,906,780	93,669,492
Yarn.....	4,546,212	12,526,000	2,888,979	8,413,000	2,727,757	8,482,593	2,654,307	7,705,409	2,796,006	10,612,006
Manufactures.....		34,239,000		35,676,000		38,671,346		33,662,950		37,023,920
Drugs and druggists' sundries.....		43,153,826		48,591,621		49,654,483		48,849,919		37,746,223
Dyes and dye stuffs.....	100,275,245	55,233,000	104,843,331	61,465,000	105,077,316	70,045,146	91,541,087	70,636,744	109,937,475	88,915,448

SESSIONAL PAPER No. 10f

Barthenware	9,998,400	10,651,500	12,148,388	11,345,886	10,344,953
Eggs (poultry)	236,629,083	224,850,600	16,661,437	14,337,252	14,427,858
Fish	60,344,706	62,073,951	28,719,192	68,322,505	34,359,559
Flax, hemp, jute					
Flax, raw	138,424,639	146,659,624	151,629,000	158,245,474	174,680,878
Hemp "	18,410,167	18,555,618	21,833,856	17,772,105	18,839,583
Jute "	18,232,804	21,063,886	12,602,331	20,478,475	23,899,759
Flax hemp and jute yarn	10,384,412	10,206,671	51,032,722	11,666,318	40,668,731
" "	3,677,069	3,794,000	13,505,919	39,678,969	11,454,086
" "	1,779,663	1,861,659	1,873,484	1,739,044	1,859,443
Fruits	13,692,319	18,634,602	17,431,669	18,187,176	18,734,592
Furniture	6,278,133	6,717,640	7,432,691	7,212,511	7,797,264
Glass and glassware	3,826,044	4,489,729	4,746,105	4,712,828	53,512,618
Grain					
Barley	400,783,640	386,299,273	70,168,200	319,730,924	61,834,480
Buckwheat	7,722,678	6,558,420	1,198,605	7,386,569	1,269,597
Corn	613,771,917	510,976,723	5,967,927	486,438,662	6,578,221
Oats	130,413,672	88,900,065	15,558,000	75,884,422	88,381,458
Peas and beans	47,499,286	45,665,351	4,274,732	8,144,126	15,384,373
Rice	76,367,213	87,270,485	11,628,481	9,563,933	15,067,627
Rye	62,683,039	9,716,000	17,549,769	103,377,339	60,723,025
Wheat	1,764,769	313,183,000	8,035,640	38,536,187	21,834,654
Grain products—					
Bran	60,618,779	8,487,000	367,243,267	1,824,328	1,930,191
Malt	15,833,550	4,124,000	8,697,852	64,333,507	67,589,576
Wheat flour	3,630,933	867,000	5,263,169	14,094,331	12,461,897
Gutta percha	8,502,334	9,440,661	1,126,513	2,821,332	2,063,564
Manufactured					
Hides and skins	76,521,006	9,406,610	70,527,373	8,066,453	96,639,442
Raw	3,278,924	3,851,760	4,911,635	4,793,587	6,355,652
Dressed	61,648,408	64,499,677	48,793,880	68,915,335	74,563,811
Manufactures of					
Honey	19,629,910	17,403,849	17,000,917	19,382,192	17,396,304
Manufactures of	9,265,362	13,167,167	11,969,568	10,496,228	14,890,519
Instrument and apparatus, scientific	1,050,220	1,920,717	1,522,212	1,882,557	1,439,072
Machines, implements and tools	2,285,016	2,512,835	2,298,176	2,468,176	2,826,433
Mannes	60,970,000	74,116,000	94,371,142	72,059,864	68,856,491
Meats	21,438,000	211,066,751	24,569,805	186,133,027	21,161,845
Meats	19,119,000	29,082,651	22,381,384	13,886,639	15,844,944
Metals—					
Aluminium	4,168,220	7,282,156	5,830,897	1,253,139	2,072,534
Copper	15,729,027	61,887,229	67,137,585	34,238,361	33,633,463
Gold	15,514,830	36,063,733	15,131,792	16,062,423	14,063,117
Iron and steel—					
Cast iron, crude	502,714,930	694,417,020	44,373,680	397,589,187	30,753,607
" wrought	5,536,426	3,762,599	794,424	5,117,148	6,11,160
Iron hammered or rolled and steel in bars or sheets	47,054,183	6,906,361	5,983,778	8,403,743	8,196,669
Steel blooms, slabs, billets	151,074,277	14,590,264	10,871,533	10,673,642	11,498,049

BELGIUM.
Total Quantities and Values of the Principal Articles Imported for Consumption, &c.—*Concluded.*

ARTICLES.	1905.		1906.		1907.		1908.		1909.		
	Quantity.	Value.	Quantity.	Value.	Quantity.	Value.	Quantity.	Value.	Quantity.	Value.	
Metals— <i>Con.</i>											
Iron and steel— <i>Con.</i>											
Timed plates.....	7,426,169	3,158,015	9,665,695	4,277,495	8,440,200	3,587,207	8,534,954	3,247,824	8,596,424	3,343,917	
Tubes and pipes.....			10,333,756	6,768,610	12,480,377	8,174,647	10,730,158	5,686,954	12,084,014	5,981,588	
Wire and rods.....	48,903,213	7,885,015	50,304,668	8,551,794	47,421,787	8,369,945	69,793,822	10,957,630	52,444,601	7,617,578	
Other iron and steel.....	64,287,109	12,065,513	58,587,095	16,649,812	68,934,449	21,479,853	59,946,926	16,688,330	65,758,552	16,886,500	
Lead.....	265,872	22,967,733	2,191,163	26,649,083	32,320,874	22,599,447	347,781	22,599,447	23,599,790	23,599,790	
Nickel.....		1,200,922	485,471	2,191,163	533,100	2,320,387		1,369,811	2,076,911	2,076,911	
Silver.....		29,409,735		96,036,180		105,948,364		86,792,142		95,287,585	
Tin.....	3,463,971	12,182,604	3,244,712	15,320,991	2,671,733	11,456,179	1,625,334	5,753,838	1,996,581	7,042,984	
Zinc.....	13,747,542	3,880,518	19,398,362	10,518,222	14,456,632	8,775,499	20,500,492	10,737,096	22,579,239	12,683,686	
Minerals, raw—											
Cement.....		830,635		812,090	37,460,653		1,048,898		229,752		258,473
Diamonds, rough.....		93,371,000		93,418,000		92,628,038		23,317,227			95,208,050
Iron ore.....	3,382,832	31,291,196	3,549,891	32,201,678	3,620,375	30,460,863	3,342,404	23,200,958	4,347,337	31,555,954	
Sulphur.....	19,617,391	2,942,609	18,626,748	2,794,012	17,957,307	2,693,596	20,473,011	3,070,952	21,157,365	3,623,604	
Other.....		103,473,731		126,818,960		161,367,229		133,809,287		163,182,742	
Musical instruments.....		2,085,631		2,335,255		2,535,780		2,204,468		2,394,691	
Oil cake.....	203,307,671	40,661,534	231,429,092	46,285,818	192,296,819	38,459,364	230,807,023	50,173,405	242,527,639	50,930,804	
Oils—Petroleum.....	194,726,985	35,528,711	196,457,653	37,584,439	217,857,944	45,118,459	216,112,903	45,792,376	242,589,364	50,063,113	
Vegetable.....		22,116,033		27,182,777		30,710,828		28,674,938		35,990,766	
Paper.....	167,291,157	9,364,829		11,350,155		11,829,592		10,372,636		10,171,245	
Potatoes.....		13,650,958		13,650,958	175,513,506	7,359,942	109,492,978	8,562,351	99,398,102	7,648,715	
Printed matter.....		13,964,462		14,010,116		14,004,415		14,532,535		15,522,502	
Rags.....	49,416,244	17,295,685	49,276,938	17,246,938	47,918,719	16,771,552	40,556,046	14,194,616	50,150,343	17,555,770	
Resins and bitumens.....	324,298,174	81,074,543	332,296,931	83,074,233	347,506,617	104,251,985	394,636,521	118,389,156	426,986,064	81,127,352	
Salt.....	170,891,481	6,318,235	173,962,946	4,393,174	185,279,382	4,684,006	204,566,251	5,113,380	187,446,431	4,219,656	
Seeds, oleaginous.....	340,159,359	88,555,000	324,491,825	93,479,000	449,432,687	140,816,030	360,663,564	120,433,568	475,203,587	153,235,170	
Silk—Raw.....		1,549,000		1,246,000		3,830,156		2,970,753		4,724,969	
Twist and yarn.....		5,976,600		5,538,250		5,009,148		4,282,150		5,309,900	
Manufactures.....	119,532	11,026,609		11,889,000		13,332,611		11,743,046		11,965,733	
Small wares.....		20,956,103		21,912,569		24,697,240		22,082,574		25,446,175	
Spirits.....		2,230,942		1,483,785		2,178,145		2,390,275		3,365,921	
Stone.....		20,783,983		20,698,025		18,864,472		20,624,349		16,670,315	

SESSIONAL PAPER No. 10f

Sugar..... Kilogrs.	4,571,482	1,481,385	6,624,032	1,613,035	6,587,436	1,752,259	7,075,382	2,028,785	9,042,337	2,658,385
Tea..... "	673,712	1,751,651	778,203	2,016,017	765,650	2,177,927	864,229	2,529,073	732,115	2,248,337
Tobacco—										
Unmanufactured.....	10,043,276	20,288,341	9,591,761	24,152,724	9,143,723	26,680,852	9,492,347	27,724,702	9,613,798	15,764,822
Manufactured.....	135,635	2,423,578	142,540	2,558,552	148,792	3,011,254	136,108	3,150,898	146,519	3,082,810
Vehicles.....		5,201,048		6,693,803		7,795,903		6,693,971		8,098,586
Watches and watch fittings.....		3,200,937		3,636,537		3,744,014		3,198,606		3,362,839
Wines..... Hectols.	389,457	30,067,000	371,370	30,702,000	345,992	31,430,332	340,074	28,395,257	315,165	31,100,787
Wood—Unmanufactured.....		141,412,051		151,802,493		157,065,657		160,839,053		163,049,455
Pulp of wood..... Kilogrs.	79,165,526	15,999,353	103,840,501	22,034,955	110,293,841	23,404,353	120,396,200	24,271,874	117,103,942	22,946,922
Mfd., other.....		2,041,483		2,136,232		2,307,419		2,331,643		2,263,841
Wool—Raw..... Kilogrs.	63,859,723	191,579,000	611,178,538	200,666,090	67,246,603	220,568,858	59,474,309	163,554,350	59,593,888	178,781,664
Yarn.....	788,164	4,781,181	716,389	4,719,452	1,037,535	6,946,511	1,032,075	5,856,463	889,634	5,519,271
Manufactures.....		19,951,000		19,424,000		20,499,702		20,752,189		22,656,941
Total value of principal and other articles imported.....		3,068,337,000		3,454,017,000		3,773,622,825		3,327,432,638		3,791,316,263
Less gold and silver coin and bullion.....		34,127,459		117,102,791		108,084,281		90,016,264		99,544,281
Total imports, merchandise.....		3,034,209,541		3,336,914,299		3,665,538,544		3,237,416,374		3,691,771,982

BELGIUM.

TOTAL QUANTITIES AND VALUES OF THE PRINCIPAL ARTICLES OF DOMESTIC PRODUCE EXPORTED DURING THE YEARS ENDED DECEMBER 31, 1905 TO 1909, INCLUSIVE.

NOTE: — Franc = 19.3 cents. Kilog = 2.204 lbs.

ARTICLES.	1905.		1906.		1907.		1908.		1909.	
	Quantity.	Value. Francs.	Quantity.	Value. Francs.	Quantity.	Value. Francs.	Quantity.	Value. Francs.	Quantity.	Value. Francs.
Alimentary preserves.....		6,152,044		7,998,379		7,258,110		7,524,968		9,411,403
Animals—										
Horses.....	29,631	33,748,000	28,666	35,466,060	25,555	32,934,055	26,012	29,741,155	28,354	33,040,400
Other.....	No.	2,068,587	2,167,669	2,167,669		2,268,230		2,480,735		2,466,562
Animal products, raw—										
Grease.....	37,552,359	27,815,813	38,393,309	31,260,624	40,560,665	35,621,612	40,085,286	37,499,967	43,988,380	43,336,065
Ivory.....	287,404	8,622,120	304,661	10,663,135	331,617	11,938,212	244,329	7,737,446	373,524	10,702,434
Other.....		17,366,708		19,160,370		18,847,304		17,924,095		20,137,585
Apparel, wearing.....		11,107,326		12,058,604		13,873,828		13,553,358		15,570,512
Arms.....		22,393,894		23,122,942		25,081,400		26,103,386		24,476,420
Butter, fresh and salted.....	1,723,921	4,827,000	1,680,212	4,889,359	1,703,343	4,388,354	1,733,433	5,026,356	1,813,832	5,350,981
Candles.....	3,836,370	3,397,000	3,390,614	3,130,000	3,156,777	3,156,777	3,228,431	3,228,431	3,813,505	3,813,505
Chemical products—										
Salts of soda.....	90,753,379	17,106,000	88,873,883	18,473,000	81,963,974	16,208,334	113,662,717	23,375,374	136,661,504	25,332,512
Other.....	29,887,637	29,887,637	31,370,830	31,370,830	36,796,425	36,796,425	35,175,229	34,285,135	40,377,174	40,377,174
Chicoory, raw.....	49,815,972	7,472,396	37,374,587	5,252,442	44,491,940	6,674,241	35,175,229	5,276,284	38,080,972	6,092,950
Coal.....	5,184,310	79,061,000	5,432,093	95,399,000	5,157,571	95,188,565	5,244,108	90,409,982	6,636,126	92,423,699
Cocoa.....	2,412,801	3,722,187	2,309,304	4,353,538	2,891,834	8,142,328	2,547,096	4,120,021	3,502,482	5,282,654
Coffee.....	12,378,179	13,274,555	15,026,424	15,644,631	15,640,161	17,445,798	15,969,028	17,989,128	15,199,030	16,280,577
Coke.....	977,085	20,519,000	865,475	20,555,000	863,440	21,586,000	917,253	22,380,973	1,014,964	23,851,654
Cotton—										
Yarn.....	6,573,291	7,887,949	7,418,835	8,992,602	6,689,413	8,927,236	5,482,267	6,030,494	5,402,632	5,942,961
Manufactures.....	2,746,535	5,619,775	3,116,331	6,662,703	4,075,485	9,394,955	4,010,697	8,395,840	3,718,927	8,714,803
Drugs and druggists' sundries.....		49,418,769		55,589,735		59,420,280		54,908,779		65,307,388
Dyes and dye stuffs.....		31,549,705		35,721,462		34,377,967		35,864,908		24,483,391
Earthenware.....	88,231,497	53,451,036	81,992,883	52,787,559	89,672,018	45,281,570		36,660,895		48,402,748
Eggs (poultry).....		13,020,831		13,885,096		12,800,213		11,286,680		13,565,058
Fish.....	144,916,356	12,317,890	128,778,386	10,946,180	129,296,878	10,390,235	128,667,247	10,986,716	126,562,586	10,707,195
Flax, hemp, jute—		13,496,578		14,639,650		15,463,302		5,974,613		6,963,887
Flax, raw.....	47,503,408	85,506,000	56,563,105	101,814,000	59,280,051	106,770,092	54,762,544	82,143,816	60,076,167	96,121,867

BELGIUM.

TOTAL Quantities and Values of the Principal Articles of Domestic Produce Exported, &c.—*Concluded.*

ARTICLES.	1905.		1906.		1907.		1908.		1909.	
	Quantity.	Value.	Quantity.	Value.	Quantity.	Value.	Quantity.	Value.	Quantity.	Value.
Metals— <i>Con.</i>										
Tin.....Kilogs	320,517	1,160,678	374,776	1,783,198	394,708	1,677,657	324,223	1,155,710	480,162	1,705,928
Zinc....."	126,017,174	79,238,943	133,344,942	90,195,130	139,235,282	84,760,420	140,331,157	74,126,156	160,562,123	90,429,069
Minerals, raw—										
Cement....."	679,426,081	16,306,226	813,329,219	22,773,218	727,122,330	20,359,425	573,757,262	14,774,249	654,485,102	15,707,642
Diamonds, rough.....Kilogs	442,511	4,093,227	436,465,000	4,168,241	324,316,000	4,409,498	446,233,000	3,087,932	435,452,000	92,772,650
Iron ore....."	5,925,058	888,759	5,841,423	876,213	8,428,195	1,264,229	6,790,983	1,018,647	15,744,810	3,161,382
Sulphur....."										2,361,721
Other....."										60,855,370
Oils—										
Petroleum.....Kilogs	36,491,140	6,659,633	31,907,673	6,103,938	39,015,091	8,185,366	43,095,977	9,132,000	51,126,363	10,552,356
Vegetable....."	33,572,179	18,934,000	36,247,033	23,370,000	34,416,537	26,909,458	34,921,980	24,959,351	42,340,711	39,378,555
Paper.....Kilogs	123,741,713	25,577,448	291,606,024	291,606,024	126,638,822	34,299,489	94,789,774	52,335,624	85,294,517	33,074,335
Potatoes.....Kilogs		10,097,324	106,138,701	8,841,354	126,638,822	9,768,009	7,412,560	7,807,017	8,559,148	8,259,470
Printed matter....."		7,443,437	7,400,822	7,400,822	54,729,074	7,372,505	17,117,951	17,117,951	52,034,580	18,212,103
Rags.....Kilogs	54,985,513	19,244,930	54,619,832	19,116,948	123,773,576	19,155,176	48,908,430	39,481,717	133,264,293	35,981,360
Resins and bitumens....."	115,212,313	28,803,078	123,275,424	30,818,856		37,132,073				
Silk....."										
Raw....."	119,894	959,152	206,616	3,069,240	283,469	5,102,442	361,506	5,061,084	418,220	6,691,320
Twist and yarn....."	280,271	5,885,691	288,805	5,488,435	513,206	9,494,311	722,089	15,163,869	1,008,431	29,168,620
Manufactures....."		1,223,957	690,459	690,459		447,843		436,235		610,076
Small wares and hardware....."		20,009,771		21,010,926		25,735,665		17,443,223		20,321,959
Spirits....."		2,797,323		2,989,739		2,708,893		2,285,775		1,643,986
Stone....."		33,273,656		42,332,989		45,539,502		45,653,741		28,160,831
Sugar—										
Raw.....Kilogs	94,262,973	26,395,000	124,978,850	26,246,000	101,369,807	23,315,056	80,789,583	20,203,413	69,929,928	18,181,784
Refined....."	43,716,999	16,217,000	85,023,932	25,350,000	71,488,843	22,276,042	52,566,422	17,986,822	7,750,189	25,638,249
Tobacco....."		1,494,232		1,649,105		2,162,146		2,825,852		2,107,379
Vehicles....."		9,456,687		12,970,524		13,521,610		13,688,521		13,833,411
Wines....."		156,101		174,317		174,984		139,299		125,760
Wood—										
Unmanufactured....."		2,790,221		2,759,620		3,061,005		3,031,082		3,295,379

SESSIONAL PAPER No. 10f

Pulp of wood..... Kilogs	24,889,947	7,317,644	30,360,007	9,554,267	33,060,548	10,213,817	24,704,362	7,245,789	27,082,176	7,704,879
MFD., other.....	10,949,467	10,949,467		19,880,392		18,315,848		14,737,008		14,647,772
Wool—										
Raw..... Kilogs	18,154,223	95,310,000	18,188,254	100,945,000	18,496,793	102,657,201	18,351,659	82,595,965	18,439,509	90,353,594
Yarn..... "	10,286,224	50,380,000	9,457,861	50,571,000	10,664,310	56,679,968	8,232,235	36,068,673	9,457,918	48,666,267
Manufactures.....		14,541,000		13,659,000		15,238,374		13,698,243		14,802,248
Total value of principal and other articles exported.....		2,333,676,477		2,793,840,167		2,848,124,797		2,506,443,668		2,809,723,273
Less gold and silver coin and bullion.....				112,495,966		22,229,117		28,174,579		55,658,980
Total exports, merchandise.....		2,313,158,384		2,681,344,201		2,825,895,680		2,478,269,089		2,754,064,293

BERMUDA.

VALUE of the Total Imports and Exports from and to each Principal Country, during the Years ended December 31, 1905 to 1909, inclusive. (*Including Coin and Bullion*).

IMPORTS.					EXPORTS.				
1905.	1906.	1907.	1908.	1909.	1905.	1906.	1907.	1908.	1909.
\$	\$	\$	\$	\$	\$	\$	\$	\$	\$
871,377	569,386	592,910	504,094		23,005	155,884	8,910	20,819	
5,509	5,923	5,251	4,497		8,244	3,820	2,175	2,385	
54,268	39,395	24,946	24,255		17,700	15,354	11,237	8,122	
394,911	269,822	352,288	365,268		14,469	7,188	21,817	7,105	
613	2,105	546	73						
1,326,678	886,711	975,941	898,187		63,418	182,246	44,139	38,431	
				Returns not received.					Returns not received.
2,005	5,762	8,419	3,270				14,600		
11,505	4,346	7,276	2,312						
11,218	1,064,350	1,050,197	1,005,390		706,645	508,323	625,503	474,475	
1,288,679	3,387	5,066	1,115		320	4,730			
3,505									
1,317,002	1,077,845	1,070,958	1,012,087		707,565	603,053	640,103	474,475	
1,326,678	886,711	975,941	898,187		63,418	182,246	44,139	38,431	
2,643,680	1,964,556	2,046,899	1,910,274		770,983	785,299	684,242	512,906	

COUNTRIES.

British Empire.

United Kingdom..... 8,910
 British Guiana..... 2,175
 British West Indies..... 11,237
 Canada..... 21,817
 Other British Possessions..... 7,105

Totals, British Empire..... 44,139

Foreign Countries.

France..... 14,600
 Germany..... 625,503
 Tenerife..... 474,475
 United States..... 706,645
 Other Foreign Countries..... 320

Totals, Foreign Countries..... 640,103

Totals, British Empire..... 44,139

Grand totals..... 684,242

Returns not received..... 38,431

Returns not received..... 512,906

SESSIONAL PAPER No. 10f

BERMUDA.

Total Quantities and Values of the Principal Articles of Merchandise Imported during the Years ended December 31, 1905 to 1909, inclusive.

ARTICLES.	1905.		1906.		1907.		1908.		1909.	
	Quantity.	Value. \$	Quantity.	Value. \$	Quantity.	Value. \$	Quantity.	Value. \$	Quantity.	Value. \$
Ale, beer and porter.....		110,488		73,175		73,876		68,990		68,990
Animals, living—Cattle.....	No.	1,874		1,420		861		73,579		73,579
Horses.....	"	131		49		73		10,385		10,385
Sheep.....	"	2,732		2,483		1,945		13,592		13,592
Beef.....		61,063		27,861		66,137		70,469		70,469
Bicycles.....	No.					175		4,687		4,687
Boats.....	"					15		1,815		1,815
Box materials.....		24,830		16,410		22,761		36,660		36,660
Bran.....		28,329		27,579		29,580		26,377		26,377
Bread.....		18,075		13,116		12,877		13,515		13,515
Building materials.....		67,830		25,511		20,016		19,403		19,403
Butter.....	Lbs.	386,848		82,782		278,806		77,628		78,115
Cheese.....	"	213,384		140,000		151,252		298,978		298,978
Clothing.....		130,781		101,197		83,935		20,255		20,255
Coal.....	Tons.	6,470		33,415		33,186		45,143		45,143
Corn.....	Bush.	41,022		24,343		39,914		26,799		26,799
Cotton, linen, silk and woollen goods.....		227,394		194,559		196,312		165,316		165,316
Drugs.....		38,319		26,450		18,839		21,671		21,671
Earthenware and glassware.....		25,751		18,605		17,922		20,104		20,104
Eggs.....	Doz.	68,263		6,500		37,080		3,714		3,714
Fancy goods.....		26,631		20,620		20,727		30,047		30,047
Fertilizers.....		34,752		25,265		60,979		28,898		28,898
Fish, preserved.....		34,368		27,254		28,200		19,379		19,379
Flour.....		28,056		24,844		94,948		107,339		107,339
Fruits—Fresh.....		13,242		11,161		19,179		20,552		20,552
Fruits and meats, canned.....						13,106		12,001		12,001
Furniture.....		39,269		28,752		44,749		51,187		51,187
Groceries.....		37,897		36,310		34,645		18,274		18,274
Hardware and cutlery.....		42,199		30,426		35,653		23,520		23,520
Hay.....		20,133		17,578		24,285		34,456		34,456
Jewellery.....		38,066		27,419		35,005		21,825		21,825
								25,640		25,640
										Returns not received.

BERMUDA.

TOTAL Quantities and Values of the Principal Articles of Merchandise Imported, &c.—Concluded.

ARTICLES.	1905.		1906.		1907.		1908.		1909.	
	Quantity.	Value. \$	Quantity.	Value. %	Quantity.	Value. %	Quantity.	Value. %	Quantity.	Value. %
Lard.....	146,832	10,312	140,672	11,587	158,170	12,088	148,534	11,232
Leather manufactured.....	76,811	63,515	62,984	65,987
Lumber.....	1,819,818	50,506	1,163,002	29,293	1,044,687	23,924	648,681	12,643
Machinery.....	26,941	10,269	16,322	7,738
Meal.....	12,021	12,473
Metal manufactures.....	41,619	17,053	12,770	27,351
Musical instruments.....	4,536	5,042
Oats.....	232,233	56,278	171,155	50,891	131,152	57,086	140,163	54,419
Oilmen's stores.....	80,217	55,198	36,500	23,360
Oils—kerosene.....	330,333	38,792	298,349	31,015	343,101	29,355	316,591	31,721
Paints and oils.....	19,831	13,198	14,128	12,220
Paper.....	11,188	11,587
Pease and beans.....	19,028	26,796	7,679	11,914
Potatoes.....	24,610	28,728
Poultry and meats.....	11,135	11,334
Provisions.....	354,743	84,286	747,202	78,163
Soap and starch.....	21,797	15,145	18,746	19,759
Stationery, including books.....	16,875	14,230
Spirits.....	39,122	42,325	28,841	23,963	26,335	24,270	22,088	21,544
Sugar.....	2,283,544	74,655	1,651,664	41,655	1,644,337	52,063	1,820,025	55,144
Tea.....	98,489	20,993	81,500	15,969	81,552	13,422	68,029	12,678
Tobacco.....	58,950	42,652	34,125	32,178
Wines.....	15,364	10,799	14,264	10,896
All other articles.....	133,029	131,187
Totals (mdsc).....	2,595,013	1,937,789	1,998,233	1,900,541
Coin and bullion.....	48,667	26,767	48,666	9,733
Total imports.....	2,643,680	1,964,556	2,046,899	1,910,274

Returns not received.

SESSIONAL PAPER No. 10f

BERMUDA.

Total Quantities and Values of the Principal Articles of Merchandise Exported during the Years ended December 31, 1905 to 1909, inclusive.

ARTICLES.	1905.		1906.		1907.		1908.		1909.	
	Quantity.	Value. \$	Quantity.	Value. \$	Quantity.	Value. \$	Quantity.	Value. \$	Quantity.	Value. \$
Arrowroot.....	12,656	4,137	20,272	6,055	6,508	2,516	21,759	10,522		
Bulls' bile.....		35,352		43,119		46,778		19,649		
Casks, empty.....					4,123	6,107	4,615	6,117		
Furniture.....						3,076		311		
Groceries.....						988				
Hides and skins.....						5,859		5,228		
Iron, old.....					5,646	16,586				
Metal, old.....						16,630		194		
Onions.....		303,996		217,910		307,520		232,519		
Potatoes.....		121,989		74,398		130,471		124,129		
Spirits and wines.....						3,713		9,451		
Tallow.....						1,507		2,438		
Vegetables.....		29,424		29,584		53,811		45,080		
All other articles.....						22,065		8,304		
Totals (mdse).....		566,617		590,301		635,687		464,172		
Coin and bullion.....		201,366		194,998		48,555		48,734		
Total exports.....		770,983		785,299		684,242		512,906		
										Returns not received.

SESSIONAL PAPER No. 10f

BRAZIL.

Total Quantities and Values of the Principal Articles of Merchandise Imported during the Years ended December 31, 1904 to 1908, inclusive.

Note:—Milreis=54 6 cents. Kilog=2.204 lbs. Hectol=21.99 galls.

ARTICLES.	1904.		1905.		1906.		1907.		1908.	
	Quantity.	Value. Milreis.	Quantity.	Value. Milreis.	Quantity.	Value. Milreis.	Quantity.	Value. Milreis.	Quantity.	Value. Milreis.
Animals, living—Cattle.....No.	14,146	940,000	42,714	2,199,000	15,142	738,000	17,543	911,750	24,966	963,844
Arms, ammunition and military stores.....Kilogs.	2,559,000	2,100,000	2,979,000	2,898,000	2,424,000	3,382,000	2,472,590	2,646,025	1,870,003	2,678,200
Butter.....Kilogs.	94,636,000	2,695,000	129,578,000	3,262,000	180,397,000	1,839,000	179,322,907	4,117,094	4,775,588	4,775,588
Carriages and other vehicles.....Kilogs.	2,063,000	2,965,000	4,145,000	4,818,582	197,907,362	4,900,331
Cement.....Kilogs.	5,129,000	5,921,000	6,645,000	7,881,236	6,830,325
Chemicals, drugs and pharmaceutical products.....Kilogs.	11,285,000	11,636,000	15,118,000	18,319,826	17,722,146
Coal.....1,000 kilogs.	987,536	1,055,154	1,207,694	15,118,000	1,301,452	1,354,608
Codfish, salted.....Kilogs.	20,298,000	5,223,000	24,125,000	7,046,000	25,932,000	7,295,000	26,324,223	7,820,412	31,022,429	8,280,665
Copper and its alloys:— Raw or wrought....."
Manufactures....."
Cotton, raw and prepared....."	3,259,000	4,635,000	4,012,000	1,079,000	1,529,423	1,315,191	1,584,121	1,069,244
Cotton mfrs. — Piece goods....."	12,445,000	22,470,000	22,733,000	3,758,000	2,094,471	4,189,893	1,846,873	3,071,850
....."	5,338,000	6,026,000	4,105,000	2,837,880	4,953,738	2,483,341	4,357,166
....."	3,307,000	4,040,000	23,427,000	12,640,669	26,938,560	8,014,215	17,293,008
....."	1,925,000	2,531,000	6,388,000	8,516,882	6,653,967
....."	5,011,000	5,913,498	1,797,145
Earthen, china and glassware....."	7,396,000	1,925,000	9,003,000	2,531,000	7,923,000	2,489,000	8,342,774	2,840,653	8,403,194	2,602,316
Fruits and vegetables, fresh or preserved.....Kilogs.
Grain and flour:— Wheat.....1,000 kilogs.	193,561	11,289,000	214,282	12,475,000	231,639	13,919,000	246,853	14,910,363	259,948	16,606,155
Wheat-flour....."	131,049	13,947,000	140,464	14,595,000	153,946	15,801,000	170,253	17,704,371	151,076	16,486,156
....."	11,547,000	2,834,000	12,740,000	3,625,000	15,420,000	5,215,000	18,803,250	7,559,817	15,278,317	4,494,526
Hemp and jute, raw.....Kilogs.
Hides and skins, raw and prepared....."	637,000	2,943,000	756,000	3,797,000
Iron and steel:— Unwrought and part wrought....."	24,427,000	1,966,000	25,815,000	2,221,000	32,201,000	2,887,000	34,799,473	3,158,247	30,349,472	2,716,429
Galvanized sheets for roofing....."	4,719,000	598,000	5,428,000	733,000	6,972,000	1,100,000	9,286,891	1,576,465	7,331,880	1,139,443

BRAZIL.
TOTAL Quantities and Values of the Principal Articles of Merchandise Imported, &c.—*Concluded.*

ARTICLES.	1904.		1905.		1906.		1907.		1908.	
	Quantity.	Value.	Quantity.	Value.	Quantity.	Value.	Quantity.	Value.	Quantity.	Value.
Iron and steel— <i>Coth.</i>		Milreis.		Milreis.		Milreis.		Milreis.		Milreis.
Axles, wheels, &c., for railway carriages.	3,431,000	623,000	8,458,000	1,422,000	8,112,000	1,109,000	7,713,145	1,848,658	9,686,292	2,219,068
Tin plate	7,899,000	1,268,000	8,888,000	1,438,000	8,423,000	1,491,000	11,065,431	2,195,052	8,953,747	1,570,211
Pipes, tubes, &c.	10,171,000	1,102,000	9,611,000	1,127,000	26,776,000	2,612,000	63,252,829	6,595,877	54,116,315	6,117,285
Wire	1,973,000	1,722,000	19,686,000	1,969,000	19,092,000	2,087,000	28,442,867	3,444,530	26,760,233	3,039,517
Cutlery	1,151,000	1,151,000	1,234,000	1,234,000	1,306,000	1,306,000	1,914,663	1,914,663	1,215,733	1,215,733
Kerosene and other mineral oils.	61,385,000	5,362,000	70,016,000	5,536,000	70,827,000	5,981,000	76,889,212	6,614,333	77,620,094	6,882,505
Lard	1,312,000	537,000	720,000	332,000	2,567,000	1,339,000	4,586,221	2,597,692	1,836,656	634,323
Linen, hempen and jute wares.	12,439,000	2,154,000	16,280,000	2,484,000	20,149,000	2,971,000	30,954,328	3,553,850	2,444,726	2,444,726
Machinery, apparatus, tools, &c.	5,190,000	800,000	5,476,000	884,000	5,343,000	852,000	7,252,387	1,213,318	7,537,554	1,314,620
Milk, condensed.	2,193,000	1,206,000	2,729,000	1,649,000	2,399,000	1,178,000	2,876,601	1,310,098	2,595,496	1,372,938
Musical instruments.	18,430,000	3,773,000	23,806,000	4,663,000	21,702,000	4,291,000	3,399,245	1,447,982	1,384,505	1,384,505
Olive oil	21,904,000	1,648,000	21,292,000	1,583,000	329,200	1,554,000	26,738,904	2,450,398	2,754,503	1,894,924
Paper of all sorts	60,801,000	5,505,000	58,701,000	5,212,000	40,288,000	4,086,000	11,581,473	2,480,776	6,767,796	2,055,846
Perfumery	50,648,000	14,190,000	60,282,000	2,772,000	57,374,000	2,761,000	3,008,173	3,008,173	1,778,077	1,778,077
Potatoes	50,648,000	14,190,000	60,282,000	15,325,000	14,966,000	14,966,000	16,944,709	16,944,709	56,083,262	13,544,460
Rice	60,801,000	5,505,000	58,701,000	1,583,000	22,521,000	1,711,000	370,956	1,940,927	2,962,231	3,346,063
Silk manufactures.	50,648,000	14,190,000	60,282,000	5,212,000	40,288,000	4,086,000	11,581,473	2,480,776	6,767,796	2,055,846
Wearing apparel	50,648,000	14,190,000	60,282,000	2,772,000	57,374,000	2,761,000	3,008,173	3,008,173	1,778,077	1,778,077
Wines	50,648,000	14,190,000	60,282,000	15,325,000	14,966,000	14,966,000	16,944,709	16,944,709	56,083,262	13,544,460
Wood—Unmanufactured.	60,801,000	5,505,000	58,701,000	1,583,000	22,521,000	1,711,000	370,956	1,940,927	2,962,231	3,346,063
Manufactured.	60,801,000	5,505,000	58,701,000	5,212,000	40,288,000	4,086,000	11,581,473	2,480,776	6,767,796	2,055,846
Wool, raw	60,801,000	5,505,000	58,701,000	5,212,000	40,288,000	4,086,000	11,581,473	2,480,776	6,767,796	2,055,846
Woolen wares.	60,801,000	5,505,000	58,701,000	2,772,000	57,374,000	2,761,000	3,008,173	3,008,173	1,778,077	1,778,077
Wool—Unmanufactured.	60,801,000	5,505,000	58,701,000	15,325,000	14,966,000	14,966,000	16,944,709	16,944,709	56,083,262	13,544,460
Manufactured.	60,801,000	5,505,000	58,701,000	5,212,000	40,288,000	4,086,000	11,581,473	2,480,776	6,767,796	2,055,846
Wool, raw	60,801,000	5,505,000	58,701,000	5,212,000	40,288,000	4,086,000	11,581,473	2,480,776	6,767,796	2,055,846
Woolen wares.	60,801,000	5,505,000	58,701,000	2,772,000	57,374,000	2,761,000	3,008,173	3,008,173	1,778,077	1,778,077
Piece goods	60,801,000	5,505,000	58,701,000	15,325,000	14,966,000	14,966,000	16,944,709	16,944,709	56,083,262	13,544,460
Other sorts	60,801,000	5,505,000	58,701,000	83,509,000	69,192,000	809,000	83,509,000	83,509,000	83,509,000	83,509,000
All other articles	60,801,000	5,505,000	58,701,000	83,509,000	69,192,000	809,000	83,509,000	83,509,000	83,509,000	83,509,000
Total imports.	230,359,000	23,359,000	265,156,000	265,156,000	230,359,000	23,359,000	315,479,201	315,479,201	315,479,201	315,479,201

SESSIONAL PAPER No. 10f

BRAZIL.
 TOTAL Quantities and Values of the Principal Articles of Merchandise Exported during the Years ended December 31, 1904
 to 1908, inclusive.

Note:—Milreis=54.6 cents. Kilog=2.204 lbs. Hectol=21.49 galls.

Articles.	1904.		1905.		1906.		1907.		1908.	
	Quantity.	Value.	Quantity.	Value.	Quantity.	Value.	Quantity.	Value.	Quantity.	Value.
Bananas.....	1,284,292	396,000	1,434,611	475,000	1,852,012	600,000	1,878,904	565,229	2,404,372	731,881
Bran.....	21,152	797,000	26,432	1,490,000	24,858	1,129,000	31,631	1,354,082	36,228	1,823,553
Brazil nuts.....	32,680	351,000	198,226	2,061,000	96,770	1,190,000	180,345	2,232,338	169,226	2,044,528
Carnauba wax.....	1,909,000	1,815,000	1,897,000	1,847,000	2,539,000	3,733,000	2,778,801	3,720,898	2,592,027	2,153,268
Castor beans.....	29,160,000	222,000	2,648,000	214,000	3,126,000	333,000	1,221,308	145,311	150,101	13,907
Cocoa.....	25,160,000	9,738,000	21,090,000	9,240,000	25,135,000	12,324,000	24,397,249	17,891,519	32,955,920	17,577,386
Coffee, raw.....	10,024,536	177,401,000	10,890,661	190,405,000	13,965,800	245,475,000	15,680,172	253,858,343	12,658,457	204,793,165
Cotton, raw.....	13,263,000	7,317,000	24,082,000	10,291,000	31,698,000	14,726,000	28,636,281	15,417,841	3,564,715	1,832,514
Cotton seed.....	26,601	791,000	37,494	964,000	30,904	1,085,000	30,359	1,225,363	27,009	1,075,523
Diamonds.....	236,000	255,000	622,000	203,383	178,015
Gold in bars.....	3,871	3,718,000	3,879	3,734,000	4,548	4,379,000	3,780	3,639,982	4,165	4,011,849
Hair (animal) and bristles.....	549,000	380,000	446,000	308,000	535,000	404,000	455,453	360,110	460,945	342,118
Herba maté (Paraguay tea).....	44,162,000	8,631,000	41,120,000	11,088,000	57,796,000	16,563,000	52,052,747	14,310,354	55,314,625	14,669,690
Hides — Dry.....	10,816	6,717,000	7,860	5,330,000	9,828	7,676,000	6,351	5,001,170	7,096	4,290,581
Salted.....	21,775	7,882,000	19,112	7,010,000	22,937	9,691,000	24,562	10,304,316	23,314	7,405,868
Mandioca or Cassava flour Kilogs.....	3,980,000	400,000	5,276,000	692,000	6,664,000	790,000	4,596,509	452,814	5,437,914	355,069
Manganese ore.....	208,260	2,727,000	224,377	2,958,000	124,331	1,594,000	236,778	4,472,330	166,122	2,190,382
Meats, extracts of.....	278,000	213,000	86,000	82,000	85,000	111,000	25,406	40,652	51,028	90,272
Monazite sand.....	4,860,000	967,000	4,437,000	889,000	4,352,000	881,000	4,437,877	891,541	4,963,895	1,019,963
Passava.....	1,970,000	388,000	1,588,000	337,000	1,374,000	347,000	1,342,224	333,544	1,309,935	361,359
Rose wood.....	4,189,000	494,000	1,692,000	188,000	1,637,000	103,000	3,010,185	306,609	4,152,918	367,411
Rubber.....	31,866,000	99,730,000	35,393,093	128,140,000	34,960,000	124,941,000	36,489,763	121,690,763	38,206,461	104,752,333
Skins — Goat.....	2,520,000	5,844,000	1,525,000	3,475,000	1,743,000	4,045,000	2,367,151	5,151,161	2,578,952	5,076,887
Other.....	736,000	732,000	530,000	643,000	537,000	593,000	624,297	692,845	983,934	1,181,967
Sugar.....	7,851	831,000	37,747	3,608,000	84,948	5,383,000	12,858	1,206,220	31,577	1,176,418
Tobacco — Leaf.....	23,066,000	7,025,000	19,616,000	7,022,000	22,947,000	8,073,000	29,146,441	11,209,387	11,573,630	7,155,566
Twist.....	1,830,000	412,000	771,000	305,000	650,000	193,000	535,051	186,969	685,177	313,352
Wool.....	829,000	103,000	1,197,000	77,000	1,264,000	65,000	1,089,260	103,770	1,258,176	131,077
Wool.....	990,000	463,000	253,000	142,000	513,000	354,000	332,199	213,884	484,390	246,193
Other articles.....	3,226,000	3,555,000	4,277,000	4,409,245	3,538,921
Total exports.....	350,490,000	396,828,000	471,640,000	481,572,426	392,491,371

BRITISH EAST AFRICA PROTECTORATE.

Total Quantities and Values of the Principal Articles Exported during the Years ended March 31, 1906 to 1910, inclusive.

ARTICLES.	1905-6.		1906-7.		1907-8.		1908-9.		1909-10.	
	Quantity.	Value.	Quantity.	Value.	Quantity.	Value.	Quantity.	Value.	Quantity.	Value.
Animals.....		16,887		16,887		17,719		22,679		27,706
Borities (rafters).....	No.	524,691		30,499		400,992		23,938		20,206
Chillies.....	"	29,565		77,623		4,863		3,149		78,616
Cocoa.....	Cwt.	45,810		117,511		32,099		72,946		206,172
Cotton.....	"		4,119	36,052		109,763		27,653		443,119
Grain.....	"		193,954	299,752		131,385		203,801		473,088
Hides and skins.....	"		179,375	299,752		240,321		243,153		20,406
Horns and teeth.....	"		514,556	49,779		742,780		421,268		306,502
Ivory.....	"		304,668	11,777		462		811		443,119
Mangrove bark.....	"		1,448	331,980		376,276		1,944		473,088
Potatoes.....	Tons.		5,711	22,235		18,707		5,515		20,406
Rubber.....	Cwt.		18,362	24,479		11,115		16,819		306,502
Wax.....	"		214,429	3,722		234,773		1,964		144,325
All other articles.....	"		3,783	89,291		251,232		5,310		258,966
Total exports.....		1,588,552		2,040,176		2,407,588		1,995,304		2,871,610

1 GEORGE V., A. 1911

BRITISH GUIANA.

TOTAL Quantities and Values of the Principal Articles of Merchandise Imported during the Years ended March 31, 1906 to 1910, inclusive.

ARTICLES.	1905-6.		1906-7.		1907-8.		1908-9.		1909-10.	
	Quantity.	Value.	Quantity.	Value.	Quantity.	Value.	Quantity.	Value.	Quantity.	Value.
		\$		\$		\$		\$		\$
Agricultural implements.....		26,034		26,990		22,803		22,958		33,851
Animals, living.....	944	69,287		84,127		61,223		63,664		71,637
Bacon and hams.....	242,886	33,732		38,384		264,480		38,065		48,282
Beef, pickled.....	7,131	94,351		87,107		5,587		115,514		95,535
Books and shoes.....		80,218		122,635		128,361		91,970		110,205
Bread and biscuits.....	459,601	28,690		365,247		416,764		343,443		27,661
Bricks.....	617,473	20,530		590,400		19,736		962,685		31,441
Butter.....	445,227	97,334		503,927		116,479		491,108		733,250
Cattle foods.....	1,237,331	17,322		1,236,294		1,284,591		1,288,406		1,443,604
Cement.....	14,138	28,088		8,740		16,985		23,164		13,261
Cheese.....	226,659	31,225		230,865		34,730		38,898		39,179
Clothing.....		41,337		37,646		19,738		54,879		89,947
Coal.....	28,134	127,880		163,741		30,884		33,524		36,957
Confectionery.....	81,905	13,813		96,696		15,704		16,081		113,616
Cordage and twine.....	245,904	32,890		327,132		349,823		305,205		38,265
Drugs, chemicals, apothecaries wares, including medicines.....		74,513		81,899		84,224		85,196		93,616
Farmaceous foods.....	1,484,932	34,928		1,414,434		1,763,096		1,605,600		1,580,337
Fish:—Dried.....	48,127	282,984		46,583		254,438		232,396		228,763
Other.....		87,813		87,902		91,710		93,875		47,670
Flour.....	172,110	803,946		177,342		731,842		188,891		936,249
Fruits and vegetables, dried, canned or preserved.....	207,389	15,486		226,097		20,254		21,076		282,285
Glass, manufactured, including lamps and lanterns.....		29,711		33,960		37,271		45,012		48,450
Grain:—Oats.....	4,737,601	80,655		5,137,780		5,458,845		4,342,356		3,820,440
.....Rice.....	13,289,573	274,706		6,162,476		131,663		1,129,576		792,465
.....Other.....	6,009,204	133,406		7,259,222		184,472		6,016,580		170,373
Gums, viz.: Balsa gumi, &c.....		34,837		155,570		51,909		697		6,375,092
Haberdsbery and millinery.....		217,540		230,754		252,680		260,227		272,470
Hardware and cutlery.....		84,905		111,559		111,640		99,477		132,650
Hats and caps.....		63,327		65,698		68,201		68,385		71,243
Iron or steel in bars, rods, &c.....		52,050		51,371		73,909		62,097		66,513
Lead.....		34,634		33,187		373,315		328,469		39,336
Line.....		32,294		27,846		24,780		31,150		29,773

BRITISH GUIANA.

TOTAL Quantities and Values of the Principal Articles of Merchandise Exported during the Years ended March 31, 1906 to 1910, inclusive.

ARTICLES.	1905-6.		1906-7.		1907-8.		1908-9.		1909-10.	
	Quantity.	Value.	Quantity.	Value.	Quantity.	Value.	Quantity.	Value.	Quantity.	Value.
Balata	647,513	\$ 222,859	752,189	\$ 277,113	973,259	\$ 419,989	1,101,253	\$ 474,796	1,034,224	\$ 468,972
Cattle food, including molasses...	11,405	200,947	12,961	191,158	9,576	103,429	9,277	111,327	9,257	111,978
Charcoal	64,211	32,441	65,919	34,110	83,241	41,840	80,014	39,137	73,814	37,289
Coal	3,817	13,633	2,732	8,591	2,976	8,400	2,244	6,616	3,904	10,287
Diamonds, rough	4,202	24,216	4,113	32,627	1,863	14,529	5,063	40,733	7,096	45,057
Flour	4,674	23,045	4,550	17,878	2,668	12,527	3,822	18,169	2,595	12,487
Molasses	276,661	42,873	344,127	56,781	114,722	19,638	146,885	34,518	283,630	73,123
Rice	463,951	10,017	3,685,000	94,493	7,064,140	194,128	8,739,887	253,500	12,896,300	325,186
Run	3,536,784	584,300	3,342,896	520,610	2,640,988	464,928	3,501,185	892,092	3,017,734	617,274
Sugarcane, raw	116,550	5,799,143	114,951	5,085,617	100,737	4,819,325	115,213	6,037,574	108,533	5,785,036
Timber	27,675	119,706	170,985	74,970	232,659	97,310	191,409	78,881	198,197	77,876
All other articles		270,296		310,245		324,207		319,603		351,949
Totals (mdsc)		7,343,478		6,703,893		6,520,317		8,306,996		7,915,114
Coin and bullion :-										
Bullion—gold	95,152	1,692,194	86,374	1,536,662	65,835	1,150,380	74,539	1,311,668	63,454	1,104,700
" silver					108	54	156	80	142	78
Coin, gold and silver		162,294		331,316		220,950		190,176		199,279
Total exports (except transit trade)		9,197,966		8,571,871		7,891,701		9,808,920		9,219,171
Transit trade		375,128		279,046		323,707		291,127		310,449
Total exports		9,573,094		8,846,917		8,215,408		10,100,047		9,529,620

SESSIONAL PAPER No. 10f

BRITISH HONDURAS.

VALUE of the Total Imports and Exports from and to each Principal Country during the Years ended December 31, 1905 to 1909, inclusive. (*Including Coin and Bullion.*)

		IMPORTS.					EXPORTS.				
		1905.	1906.	1907.	1908.	1909.	1905.	1906.	1907.	1908.	1909.
		\$	\$	\$	\$	\$	\$	\$	\$	\$	
COUNTRIES.											
<i>British Empire.</i>											
	United Kingdom.....	495,873	587,456	665,009	680,454	551,840	470,750	576,241	454,102	478,145	
	British West Indies.....	1,287	951	63	1,169	2,320	17,400	29,800			
	Canada.....	8,401	7,356	5,168	5,307	6,736					
	Grand Cayman.....							27,017			
	Other British Possessions.....	34	2	53	54	6,077					
	Total, British Empire.....	505,615	595,765	670,293	686,984	566,973	488,150	606,041	481,119	478,145	
<i>Foreign Countries.</i>											
	Belgium.....	274	347	1,315	848	1,620					
	Costa Rica.....		750	15	137		1,913	1,270			
	France.....	28,073	16,126	38,653	25,418	24,386		11,000		21,510	
	Germany.....	24,896	34,820	70,535	71,977	41,861	10,358			5,700	
	Guatemala.....	5,130	5,989	12,322	34,770	87,825	14,039	12,691	24,451	26,843	
	Holland.....	2,008	1,904	1,771	2,595	6,339				2,000	
	Honduras.....	86,423	70,487	61,988	75,160	65,174	223,300	256,103	334,991	104,376	
	Mexico.....	204,999	345,430	191,581	599,184	755,126	115,841	187,473	221,130	238,322	
	Spain.....	337	6,531	4,309	11,375	3,171	955,595	941,373	1,146,808	171,230	
	United States.....	957,481	1,123,681	1,360,917	1,152,114	1,135,145	26,054	3,055	1,210,626	1,503,249	
	Other Foreign Countries.....	1,824	761	2,324	5,861	16,628			2,537		
	Totals, Foreign Countries.....	1,370,945	1,604,776	1,745,430	1,979,739	2,137,275	1,347,100	1,412,905	1,729,917	1,853,183	
	Totals, British Empire.....	505,615	595,765	670,293	686,984	566,973	488,150	606,041	481,119	478,145	
	Grands totals.....	1,876,560	2,200,541	2,415,723	2,676,723	2,704,248	1,835,250	2,019,006	2,211,036	2,291,799	

1 GEORGE V., A. 1911

BRITISH HONDURAS.

TOTAL Quantities and Values of the Principal Articles of Merchandise Imported during the Years ended December 31, 1905, to 1909, inclusive.

ARTICLES.	1905.		1906.		1907.		1908.		1909.	
	Quantity.	Value.	Quantity.	Value.	Quantity.	Value.	Quantity.	Value.	Quantity.	Value.
		\$		\$		\$		\$		\$
Aerated waters.....		4,896		10,108		11,497		7,315		6,668
Bacon and hams.....		20,501		28,059		34,384		31,431		31,592
Beef and pork.....	Brls.	5,188		5,280		6,300		5,196		84,950
Beer, porter, cider and perry.....	Galls.	18,029		32,743		41,388		34,132		18,322
Books and stationery.....		8,263		7,064		7,762		11,091		12,668
Boots and shoes.....		61,802		88,823		107,069		111,086		98,266
Butter.....		28,040		29,602		37,807		30,980		30,427
Candles of all kinds.....	Lbs.	4,905		49,695		6,183		49,237		5,818
Cheese.....		14,493		15,979		18,227		19,389		18,202
Chicle (a chewing gum).....		135,524		103,314		108,439		176,961		441,250
Clothing.....		29,635		34,105		51,128		52,517		56,215
Coal and coke.....	Tons.	1,054		4,440		790		2,593		1,032
Coffee.....	Lbs.	142,116		12,107		128,573		13,297		121,462
Confecionery.....		11,115		10,579		153,869		143,198		10,482
Cotton goods.....		252,523		322,680		393,750		289,252		15,973
Drugs and chemicals.....		31,701		31,730		32,759		36,413		280,677
Earthenware and glassware.....		12,407		14,146		30,658		16,368		33,255
Firearms.....		7,200		4,850		12,132		8,963		8,734
Fish, salted.....		7,641		6,140		8,213		6,609		7,425
Flour.....		110,417		89,418		110,072		116,302		6,697
Furniture.....		7,977		8,114		12,958		8,697		11,292
Government stores.....		14,901		10,962		15,366		21,812		31,447
Grain—										
Indian corn.....		22,754		6,300		19,142		7,384		2,421
Rice.....		40,276		40,673		42,686		39,720		38,214
Hardware and cutlery.....		7,268		73,416		89,645		73,049		64,381
Hats.....		15,741		21,210		28,027		23,087		24,575
Hay and oats.....		10,917		13,607		16,152		19,489		6,950
Iron roofing.....		15,629		10,987		16,499		15,280		13,879
Lard.....		13,339		16,807		23,021		20,572		23,332

BRITISH HONDURAS.

TOTAL Quantities and Values of the Principal Articles of Merchandise Exported during the Years ended December 31, 1905 to 1909, inclusive.

ARTICLES.	1905.		1906.		1907.		1908.		1909.	
	Quantity.	Value.	Quantity.	Value.	Quantity.	Value.	Quantity.	Value.	Quantity.	Value.
		\$		\$		\$		\$		\$
Bananas.....	554,700	149,225	725,000	181,250	652,930	159,549	471,000	112,294	390,350	89,010
Boots and shoes.....	1,523,663	299,009	1,517,898	15,385	1,689,118	26,905	21,591	21,591	21,591	9,363
Chicle.....	4,929,700	74,804	5,527,985	329,375	4,550,175	476,029	1,790,865	521,958	2,213,450	757,693
Cocoanuts.....			42,800	83,077	46,435	9,037	29,174	5,657	39,868	91,171
Cocoa.....				3,314		11,210		2,356		7,471
Corn, Indian.....				103,903		133,178		90,561		795
Cotton goods.....				9,684		10,689		7,368		38,722
Drugs and chemicals.....				5,356		6,137		4,709		4,590
Earthenware and glassware.....				17,913		20,000		23,302		1,875
Flour.....				19,500		26,609		28,171		14,935
Hardware and cutlery.....				7,382		10,098		6,095		16,694
Iron roofing.....				4,307		6,913		3,961		7,039
Lead.....										4,230
Meats—										
Bacon and hams.....				7,567		9,379		7,199		1,986
Beef and pork.....				12,686	1,100	18,049	1,031	16,063	559	11,733
Oils.....			992	7,960		7,820		4,432		9,319
Paints.....				3,617		7,318		2,342		1,837
Plantains.....	1,665,000	11,806	1,817,175	12,731	849,550	6,012	939,000	7,125	2,338,500	16,855
Provisions.....				50,090		55,266		49,967		31,254
Rice.....				7,016		9,263		6,998		4,630
Rubber.....	22,926	15,921	22,108	18,362	21,968	18,957	27,862	18,054	18,962	14,857
Soap.....				14,027		17,996		15,952		16,251
Spirits and wines.....				31,439	45,561	50,136	26,292	30,155	18,768	25,231
Sugar—Refined.....				6,701		10,468		6,896		4,030
Raw.....		2,426	119,941	5,872	113,156	4,416	107,425	4,297	3,484	3,572
Tortoise shell.....		14,115	3,783	26,008	2,987	29,771	2,492	12,022		17,500
Wood and timber—										
Cedar.....	415,738	21,239	687,055	35,659	406,334	22,096	736,659	38,094	936,708	65,564
Logwood.....	9,572	184,229	9,335	174,466	6,663	128,252	5,775	110,046	6,134	113,606

SESSIONAL PAPER No. 10f

Maltagany.....	Pt.	9,457,826	549,099	11,037,480	584,598	9,469,566	536,711	14,398,422	782,522	10,673,881	693,295
All other articles.....			387,663		168,998		168,377		147,404		103,140
Totals (mdse).....			1,709,536		1,454,179		2,007,662		2,175,659		2,178,320
Coin and bullion.....			125,714		64,827		143,344		26,140		30,703
Total exports.....			1,835,250		2,019,006		2,211,036		2,201,799		2,209,023

SESSIONAL PAPER No. 10f

4,372,560	5,790,871	5,164,994	4,929,793	Germany.....	14,736,919	19,772,036	20,285,489	15,355,386
601,276	627,826	712,417	882,256	Holland.....	1,780,070	1,803,109	2,523,318	1,780,114
37	6,794	195	178	Indo-China.....	266,812	322,476	590,500	625,402
1,204,261	1,081,092	1,192,493	1,134,710	Italy.....	4,773,028	5,751,042	5,669,850	5,084,965
1,285,061	1,610,101	2,168,009	2,117,006	Japan.....	11,451,545	7,487,345	8,881,451	7,188,297
1,811,305	2,904,411	5,805,233	6,196,312	Java.....	1,018,871	544,793	1,149,559	582,284
689,335	632,087	547,330	524,790	Persia.....	1,007,503	1,015,668	1,304,547	1,024,105
.....	114,544	537,316	539,917	Roumania.....	62,667	78,503	198,333	137,264
282,996	107,651	401,378	279,669	Russia in Europe.....	596,876	752,853	985,539	1,037,278
544,811	504,312	576,098	443,019	Siam.....	377,138	416,511	450,465	473,535
107,738	95,197	141,122	180,384	Spain.....	1,535,181	1,582,656	1,376,306	1,357,273
737,146	818,736	1,036,680	1,215,403	Turkey.....	1,266,643	1,362,016	2,329,162	2,085,570
2,264,442	2,647,056	3,237,300	3,279,233	United States.....	13,029,466	15,651,434	13,532,992	13,222,205
765,578	966,453	918,850	1,441,428	Other Foreign Countries.....	2,428,268	2,442,485	2,633,170	2,382,250
28,688,214	29,369,916	37,567,250	36,602,844	Totals, Foreign Countries.....	89,799,722	97,537,436	101,602,210	87,297,954
95,317,146	106,138,651	125,148,273	107,294,736	Totals, British Empire.....	78,368,068	84,741,984	81,089,579	71,653,398
124,005,360	135,508,567	162,715,523	143,897,580	Grand totals.....	168,167,790	182,279,420	182,691,789	158,951,352
								194,119,184
								Details not to hand.

BRITISH INDIA.

TOTAL Quantities and Values of the Principal Articles of Merchandise Imported, exclusive of Government Stores and Treasure, during the Years ended March 31, 1906 to 1910, inclusive.

NOTE:—Rx. = 16 Rupees. Rupee = 32.4 cents.

ARTICLES.	1905-6.		1906-7.		1907-8.		1908-9.		1909-10.	
	Quantity.	Value. Rx.	Quantity.	Value. Rx.	Quantity.	Value. Rx.	Quantity.	Value. Rx.	Quantity.	Value. Rx.
Animals, living:—										
Horses..... No.	11,457	467,606	9,904	448,893	8,327	383,296	6,400	284,280	7,552	330,256
Other..... "	2,422	26,540	5,744	16,686	4,220	57,666	3,188	21,335	3,619	16,340
Apparel—										
Apparel (drapery, uniform, &c., but not hosiery).....		622,517		463,401		535,485		536,596		570,787
Boots and shoes.....		344,542		290,809		380,481		389,565		373,060
Gold and silver thread.....	1,603,437	316,329	1,277,919	352,648	1,873,992	448,621	1,671,220	1,527,680	1,527,680	361,496
Haberdashery and millinery.....		898,021		935,885		1,132,349		1,067,405		994,223
Hats, caps, bonnets and hatters' wares.....		76,930		84,597		86,069		90,170		81,855
Arms, ammunition and military stores.....		220,346		288,664		487,297		324,753		292,331
Books and printed matter.....		324,865		304,921		331,355		403,789		378,402
Building and engineering materials:—										
Bricks and tiles..... No.	12,549,196	75,357	14,922,191	106,456	15,311,662	107,946	22,468,813	139,986	19,169,004	124,043
Cement..... Cwt.	1,788,428	321,083	1,714,506	308,748	1,778,720	343,246	1,964,665	398,258	2,012,186	383,392
Other.....		63,468		83,125		74,622		77,564		64,868
Candles.....		86,798		73,244		88,649		77,216		79,848
Carriages, carts, &c.—										
Carriages and carts.....		254,296		276,898		324,107		258,947		179,138
Cycles.....		161,572		200,999		221,430		237,896		260,408
Motor cars and motor cycles.....		352,245		446,759		634,434		431,423		473,709
Caoutchouc.....		77,891		100,478		113,317		115,583		114,828
Chemicals, drugs, dyes, &c.:—										
Chemicals.....		689,214		687,593		792,856		746,822		804,586
Drugs and medicines.....		674,940		780,659		900,180		728,209		901,878
Dyeing and tanning materials.....		947,281		946,660		1,042,336		1,001,953		1,109,161
Narcotics.—										
Opium.....	268	379	259	386	306	588	198	454	263	588
Tobacco,—										
Manufactured.....	4,831,932	619,360	4,585,399	633,651	5,080,832	779,974	4,344,723	729,729	4,530,361	831,604
Unmanufactured.....	679,273	41,521	1,350,390	59,687	1,224,818	63,611	1,212,640	64,458	2,703,254	116,623

SEASONAL PAPER No. 10f

Clocks and watches.....	No.	557,726	187,077	464,605	184,319	508,137	200,155	489,321	184,509	547,704	185,478
Coal, coke and patent fuel.....	Tons.	179,635	321,179	257,203	485,965	308,348	533,484	455,806	822,477	428,535	726,096
Coral.....	Lbs.	127,325	43,037	98,171	32,773	79,736	21,565	89,325	18,501	57,177	12,758
Cordage and rope (not of jute).....	Cwt.	18,079	67,580	15,904	68,705	18,876	79,894	19,295	81,476	23,120	86,668
Cotton—											
Raw.....	"	161,476	540,328	116,198	458,897	157,529	709,552	125,487	580,301	93,994	335,820
Twist and yarn.....	Lbs.	45,776,742	3,425,399	37,673,288	3,223,159	37,315,757	3,693,245	41,524,055	3,648,831	40,285,860	3,319,567
Manufactures—											
Handkerchiefs and shawls, in the piece.....	1,000 Yds.	2,463,232	36,953,501	2,318,200	35,644,340	2,531,733	42,043,675	1,992,513	32,219,129	2,192,698	33,885,057
Hosiery.....	No.	18,390,590	349,633	25,908,216	362,246	14,318,410	405,904	19,733,785	449,535	16,452,562	324,368
Thread, sewing.....	Lbs.	129,210	630,168	561,275	561,275	135,379	672,635	684,511	684,511	699,229	699,229
All other.....			256,144	127,970	294,142	135,379	284,616	119,256	281,692	1,315,499	297,950
Earthenware and porcelain.....			828,252	862,326	862,326	942,413	942,413	423,785	444,311	780,888	843,311
Fireworks.....			336,078	389,982	389,982	57,484	422,214	423,785	423,785	46,842	46,842
Flax, manufactures of.....			41,658	41,658	41,658	202,732	266,842	248,399	248,399	211,137	211,137
Fodder, hay, straw, bran, oilcake, &c. Cwt.		43,118	14,114	52,241	16,216	50,389	14,834	50,789	19,481	60,007	22,498
Fruits and vegetables, fresh.....			106,630	194,416	90,586	194,416	149,973	109,594	109,594	132,580	132,580
Furniture and cabinet-ware.....			157,716	157,716	157,716	157,716	191,059	183,403	183,403	175,488	175,488
Glass and glassware.....			1,124,711	1,124,711	1,124,711	1,124,711	1,445,177	1,169,329	1,169,329	1,285,291	1,285,291
Grain and pulse:—											
Pulse.....	Cwt.	66,665	33,456	82,702	42,592	157,562	85,275	416,540	212,838	84,792	41,538
Rice.....	"	8,195	4,328	125,055	78,406	74,333	51,805	654,032	46,687	272,425	170,388
Wheat.....	"	454,614	225,365	209,696	113,898	255,608	166,350	578,957	395,852	7,772	5,456
Wheat flour.....	"	13,098	10,393	4,903	4,148	48,759	38,227	133,011	101,615	47,466	40,319
Other sorts.....	"	79,662	34,098	102,335	43,410	48,178	25,532	125,466	66,480	82,978	41,924
Gums and resins.....	"	153,772	195,428	168,432	209,207	148,875	194,788	132,365	167,480	155,554	200,088
Hardware and cutlery, including plated ware—											
Cutlery.....			140,513	140,513	140,804	140,804	182,963	175,171	175,171	117,740	117,740
Hardware—											
Enamelled iron-ware.....			132,369	132,369	187,896	187,896	244,880	180,037	180,037	128,595	128,595
Implements, agricultural.....			82,976	105,591	105,591	132,748	132,748	99,649	99,649	91,685	91,685
and tools, other.....			132,444	165,683	165,683	195,315	195,315	199,775	199,775	198,516	198,516
Lampware.....			175,217	255,604	255,604	268,886	268,886	244,086	244,086	277,715	277,715
Sewing machines.....			108,610	117,972	117,972	114,334	114,334	122,050	122,050	154,167	154,167
Other hardware.....			1,493,604	1,639,956	1,639,956	1,639,956	2,026,331	1,905,050	1,905,050	1,768,030	1,768,030
Hemp—											
Unmanufactured.....	Cwt.	19,347	65,278	22,513	69,462	31,163	83,530	23,734	43,043	26,686	48,312
Manufactured.....			4,507	4,507	3,233	3,233	10,325	5,588	5,588	1,871	1,871
Hides and skins—											
Raw.....	No.	122,894	131,990	1,303,338	141,143	1,275,331	129,284	1,172,299	111,275	1,296,202	128,847
Dressed or tanned.....	"	331,573	163,845	349,108	114,281	210,404	80,754	310,862	307,680	307,680	104,251
Hops.....	Cwt.	4,002	28,096	3,059	28,371	4,024	25,776	3,208	20,055	2,317	16,479
Instruments, apparatus, appliances and parts of—											
Electrical.....			308,602	308,602	557,788	557,788	490,785	458,177	458,177	434,718	434,718
Musical.....			132,812	132,812	202,167	202,167	440,656	297,764	297,764	231,743	231,743
Optical.....			34,816	34,816	47,258	47,258	41,689	37,835	37,835	38,853	38,853

SESSIONAL PAPER No. 10f

BRITISH INDIA.

TOTAL Quantities and Values of the Principal Articles of Merchandise Imported, &c.—Continued.

ARTICLES.	1905-6.		1906-7.		1907-8.		1908-9.		1909-10.	
	Quantity.	Value.	Quantity.	Value.	Quantity.	Value.	Quantity.	Value.	Quantity.	Value.
Instruments, apparatus, &c.— <i>Con.</i>		Rx.		Rx.		Rx.		Rx.		Rx.
Photographic.....		81,708		79,654		81,924		81,585		81,992
Scientific, philosophical and other.....		229,117		161,437		144,089		182,342		141,079
Surgical.....		70,768		79,427		92,820		93,039		90,097
Typewriters.....	2,507	55,045	3,794	70,956	3,421	71,302	4,216	87,305	3,385	65,750
Ivory—										
Unmanufactured.....	242,309	145,238	208,751	127,175	242,941	154,686	236,213	151,515	361,861	280,696
Manufactured.....		24,170		22,498		32,047		18,716		29,140
Jewellery—										
Jewellery.....		160,215		131,264		138,791		132,490		163,129
Plate.....		48,333		53,459		47,369		50,024		52,771
Precious stones and pearls, unset.....		1,341,120		933,810		695,719		516,174		806,023
Jute—Manufactures of.....		134,732		132,006		155,280		143,260		122,986
Liquors—										
Ale, beer and porter.....	5,002,448	629,562	4,916,294	602,701	4,879,908	611,131	4,295,009	580,965	4,181,934	542,852
Spirits—										
Brandy.....	406,123	315,453	333,957	274,993	399,603	318,043	376,475	316,584	378,600	299,428
Whiskey.....	649,395	425,673	592,514	377,881	635,834	405,959	681,401	435,924	649,320	416,549
Other.....	565,974	346,728	561,890	334,076	624,855	380,400	624,009	374,315	676,401	386,987
Wines.....	341,669	297,535	329,342	263,983	347,051	286,612	337,734	273,070	338,501	294,481
Machinery and mill work—		2,489		2,395		7,164		3,934		7,120
Agricultural machinery (not steam).....										
Engines, steam, and parts—										
Locomotives (except railway).....		21,663		67,041		103,066		76,675		52,234
Other.....		981,700		1,244,301		1,262,322		1,009,243		707,114
Engines, other—										
Electrical.....		237,830		270,409		297,130		354,713		317,526
Mining.....		74,590		62,114		77,568		123,603		73,662
Textile.....		2,489,810		2,274,454		2,632,886		2,876,001		2,151,554
Other.....		1,117,541		1,869,333		2,205,150		2,171,790		1,691,520
Matches.....		588,325		631,273		737,684		743,007		815,527
Mats and matting.....	1,700,806	25,673	1,064,313	21,175	1,897,111	31,616	1,722,644		2,178,787	42,180
Metals—										
Brass—Unwrought.....	38	305	27	137	286	894	3,079	10,585	16	78
Wrought.....	10,745	69,123	11,111	75,513	21,450	128,761	21,500	123,172	16,784	93,258
Copper—Old, for re-manufacture.....	1,561	6,844	1,882	7,327	1,467	8,648	1,864	8,552	1,011	4,621
Unwrought.....	22,661	126,649	13,161	93,405	55,759	354,178	49,357	250,309	63,973	319,219

SESSIONAL PAPER No. 10f

Wrought	Cwt.	247,285	1,301,249	197,416	1,292,423	258,064	1,700,633	444,984	2,462,306	441,615	2,319,615
German silver		21,527	161,757	19,753	180,032	27,886	272,832	20,383	171,202	22,310	180,778
Iron—											
Old, for re-manufacture	"	14,866	2,702	17,935	3,861	21,060	4,837	22,746	5,094	82,765	17,248
Cast (pig)	"	636,163	161,797	667,285	184,317	653,513	204,015	417,419	126,621	340,642	98,114
Wrought—Bars	"	781,360	398,900	606,604	351,900	777,669	471,996	781,165	447,232	531,863	288,617
Beams, pillars, girders and bridge-work	"	149,517	108,842	206,243	199,832	170,340	155,173	176,035	153,006	114,953	100,592
Nails, screws, rivets and washers	"	295,834	289,871	282,087	302,249	310,860	347,931	323,334	341,536	319,486	338,754
Pipes and tubes	"	514,060	381,580	668,539	511,729	569,406	643,731	596,149	658,223	750,375	651,940
Sheets and plates	"	1,783,939	1,594,104	2,190,764	2,204,540	2,296,769	2,475,635	2,286,418	2,379,733	2,885,254	2,832,998
Wire	"	53,043	47,359	53,776	52,302	101,641	101,623	73,808	67,738	64,011	57,183
Other manufactures	"	481,432	421,531	528,071	507,604	610,139	656,032	553,620	580,220	560,358	583,465
Lead—Ore	"	3,294	4,421	2,596	3,653	3,512	6,003	6,770	9,230	5,400	9,230
Pig	"	29,207	32,066	19,566	28,861	26,895	40,400	45,366	50,651	43,188	45,615
Wrought, etc	"	111,027	153,289	79,591	125,739	91,598	158,627	85,729	131,036	131,036	129,500
Quicksilver	Lbs.	256,562	39,963	265,269	40,719	159,226	25,187	332,246	37,238	213,027	35,579
Steel—Angle, channel and spring	Cwt.	454,718	239,396	446,867	244,601	485,149	279,373	575,406	302,623	430,640	210,165
Bars	"	1,963,574	953,290	1,462,762	749,201	1,982,923	1,101,122	2,300,652	1,183,651	2,045,352	986,996
Beams, pillars, girders and bridge-work	"	986,667	461,508	924,050	471,385	1,533,414	600,190	1,272,504	662,006	1,126,961	580,580
Plates and sheets	"	1,433,596	964,391	1,361,780	983,631	1,551,690	1,249,587	1,784,295	1,250,379	1,686,823	1,207,370
Other	"	861,719	616,634	1,118,167	801,053	1,754,013	1,554,443	1,054,435	885,237	1,097,194	886,858
Tin—Unwrought	"	20,939	239,203	19,967	288,957	31,892	430,350	36,855	420,967	38,379	438,533
Wrought	"	213	2,626	369	5,449	279	4,420	287	3,669	246	3,164
Zinc or spelter	"	74,672	148,993	91,398	207,020	70,327	150,284	80,028	152,729	89,533	174,201
Unenumerated metals	"	22,370	112,409	18,626	122,511	30,922	158,612	27,393	124,411	37,224	172,116
Total metals	"		9,042,707		10,039,951		13,191,421		13,002,909		12,766,457
Oilcloth and floor-cloth	Sq. yds.	1,174,716	59,667	1,067,455	62,031	1,434,097	92,960	967,944	57,985	1,241,837	69,421
Oils—Mineral—											
Kerosene	Galls.	50,946,017	1,786,756	53,037,693	1,961,958	65,430,675	2,521,427	83,581,393	3,332,481	64,050,506	2,511,123
Other mineral oils	"	10,260,527	447,531	10,149,209	461,138	14,143,665	667,918	13,263,016	571,204	13,427,816	621,197
Other oils	"		210,335		344,660		503,555		254,805		216,095
Paints and colours	"		492,536		567,466		623,708		596,539		572,376
Paper—Printing	Cwt.	156,771	213,246	234,171	283,363	292,452	362,690	244,130	309,600	262,625	351,829
Writing and envelopes	"	322,673	191,511		226,671		280,952		238,335		255,356
Other paper	"		264,976		257,537		314,226		333,904		374,330
Pasteboard, willboard, card- board of all kinds	"	38,948	35,165	37,924	33,539	45,179	34,549	48,889	44,501	63,022	51,450
Pitch, tar and dammer	"	246,630	98,376	277,591	113,975	285,563	116,113	291,444	112,828	287,606	106,684
Provisions—											
Bacon and hams	Lbs.	1,600,898	94,014	1,487,729	95,272	1,662,945	106,682	1,592,447	97,946	1,597,080	106,426
Biscuits, all kinds	"	5,205,371	207,912	5,620,799	227,836	6,345,733	250,230	6,962,782	280,791	6,691,863	281,473
Butter	"	282,738	31,251	244,577	26,664	293,974	29,790	269,883	30,169	308,744	34,313
Canned and bottled provisions	Cwt.	40,311	183,647	59,524	249,637	59,785	273,356	61,380	320,460	65,377	321,378
Cheese	Lbs.	1,263,763	67,130	1,275,111	70,449	1,362,304	76,617	1,311,056	72,744	1,344,718	74,754
Famaceous foods	Cwt.	80,815	144,937	181,238	263,662	210,737	303,589	228,862	321,371	244,108	315,303

BRITISH INDIA.

TOTAL Quantities and Values of the Principal Articles of Merchandise Imported, &c.—*Concluded.*

ARTICLES.	1905-6.		1906-7.		1907-8.		1908-9.		1909-10.	
	Quantity.	Value.	Quantity.	Value.	Quantity.	Value.	Quantity.	Value.	Quantity.	Value.
		Rx.		Rx.		Rx.		Rx.		Rx.
Provisions— <i>Con.</i>										
Fish.....	33,185,369	328,647	27,005,269	254,435	30,214,925	299,229	30,356,686	308,070	27,116,951	316,864
Fruits and vegetables, dried, salted or preserved	999,852	698,936	926,044	713,442	1,010,803	849,302	997,282	834,252	1,037,778	854,438
Jellies and jams.....	1,525,135	48,700	1,648,141	51,119	1,693,521	56,176	1,783,297	58,625	1,790,951	57,000
Milk, condensed and preserved.....	6,022,825	106,679	6,196,492	176,535	7,173,139	205,837	8,218,919	227,167	9,198,428	256,172
Other.....		413,746		293,992		293,273		261,628		280,638
Railway plant and rolling stock—										
Carriages and trucks, and parts of		394,595		1,515,413		3,147,227		3,934,983		2,298,407
Locomotives, tenders, and parts of		302,971		763,153		1,749,266		1,378,306		878,136
Materials for construction—										
Rails and fish-plates of steel or iron	549,684	251,170	1,591,386	877,118	1,359,133	871,586	2,184,385	1,128,909	2,050,216	954,669
Sleepers and keys of steel or iron.....	456,799	181,800	296,363	134,275	652,881	345,020	490,657	229,154	441,025	186,422
Sleepers of wood.....	320,249	106,922	444,931	127,923	240,453	98,932	403,008	145,637	1,466,537	453,216
Other materials.....	430,393	385,159	1,005,292	740,509	903,632	988,794	700,424	602,757	882,709	669,746
Salt.....	464,531	637,187	467,949	667,789	558,684	802,119	588,887	840,766	498,448	688,797
Seeds.....	35,133	41,833	42,066	54,557	58,851	71,792	108,066	122,873	47,017	74,370
Shells and cowries.....		45,929		49,766		45,897		53,829		56,802
Ships, parts of.....		106,130		43,924		298,705		37,600		394,147
Silks—										
Unmanufactured.....	1,645,696	711,905	1,422,467	568,027	2,050,839	981,514	2,168,438	1,018,899	2,330,185	976,968
Manufactured.....		1,901,510		1,825,047		2,134,866		2,281,373		2,266,928
Soap.....	188,641	319,089	183,998	322,816	217,409	417,215	222,804	407,396	255,111	463,735
Spices.....	117,034,410	1,100,588	128,156,418	1,439,290	128,868,048	1,561,696	130,353,527	1,373,998	137,116,069	1,287,567
Stationery.....		377,043		404,035		443,807		437,903		482,709
Sugar—										
Sugar.....	7,696,191	7,500,211	9,730,682	8,182,828	10,044,901	8,791,929	10,663,283	10,409,706	11,136,084	10,978,274
Molasses.....	589,075	138,085	1,822,038	383,312	1,086,711	258,790	1,372,101	380,594	1,415,025	388,779
Confectionery.....		136,275		51,315		176,326		166,309		294,996
Tallow.....	34,126	81,671	36,837	91,483	40,298	119,481	42,849	127,184	41,303	107,280
Tea.....	3,799,272	1,83,493	2,083,875	161,488	3,910,714	227,346	4,447,506	215,630	3,679,587	175,799
Tea chests.....		191,802		235,711		269,437		374,885		378,556
Toys and games.....		291,156		286,170		350,451		313,210		346,564
Umbrellas.....	2,091,976	197,927	1,845,280	188,594	2,011,241	199,677	1,735,678	178,760	1,149,249	112,573

BRITISH INDIA.

TOTAL Quantities and Values of the Principal Articles of Domestic Produce Exported, exclusive of Government Stores and Treasure, during the Years ended March 31, 1906 to 1910, inclusive.

NOTE:—Rx.=10 Rupees. Rupee=32.4 cents.

ARTICLES.	1905-6.		1906-7.		1907-8.		1908-9.		1909-10.	
	Quantity.	Value.	Quantity.	Value.	Quantity.	Value.	Quantity.	Value.	Quantity.	Value.
Animals, living.....	No.	Rx.	Rx.	Rx.	Rx.	Rx.	Rx.	Rx.	Rx.	Rx.
Apparel.....	254,730	193,383	226,318	383,232	215,864	356,414	158,619	417,537	194,868	
Books and printed matter.....	6,174	194,203	195,752	6,751	50,011	5,999	47,867	167,114	164,690	
Bristles and fibre for brooms and brushes.....	93,873	215,103	176,893	62,207	154,454	90,389	205,212	97,925	231,853	
Candles.....	6,009,241	105,365	5,094,638	5,481,881	154,798	4,897,575	136,484	4,732,643	132,036	
Chemicals, drugs, dyes, &c.:										
Chemicals.....		400,137		434,613		436,649		466,965		412,874
Drugs and medicines.....		161,076		115,776		142,673		134,231		152,040
Dyeing and tanning materials:										
Cutch.....	55,070	86,388	159,256	91,690	144,758	62,812	92,524	40,712	67,409	
Indigo.....	31,186	586,378	700,477	32,490	490,479	24,946	490,479	18,061	351,815	
Myrabolams.....	1,206,398	446,068	439,759	1,493,294	589,525	1,466,840	572,080	1,467,104	600,041	
Turmeric.....	49,545	44,177	62,246	70,897	93,108	91,416	95,967	79,934	80,053	
Other dyeing and tanning materials.....		18,358	19,086	22,207	22,207	19,369	19,369	19,369	26,456	
Narcotics:										
Opium.....	89,247	9,471,767	94,449	9,307,922	89,376	8,672,478	93,728	9,349,243	79,659	9,313,657
Tobacco—Unmanufactured.....	13,091,186	140,724	20,944,840	19,724,304	180,756	10,462,382	117,873	10,635,636	133,252	133,252
" Manufactured.....	1,180,856	93,320	1,375,326	1,046,336	1,192,423	1,114,295	1,464,641	1,589,137	1,222,577	
Coal and coke.....	836,149	654,850	748,024	727,881	589,570	571,582	505,114	758,838	671,384	
Coffee.....	360,182	1,756,724	228,094	996,478	1,114,520	302,022	1,389,979	232,645	1,096,404	
Corn—Unmanufactured.....	12,882	11,210	10,663	11,412	11,412	9,822	10,246	13,162	14,187	
Manufactured (excluding rope).....	544,488	541,677	569,329	505,952	536,365	575,062	627,521	677,309	728,604	
Cordage and rope (excluding jute).....	46,897	64,891	50,143	39,917	67,429	37,024	58,784	49,158	74,584	
Cotton:										
Raw.....	7,399,534	21,341,520	7,400,839	21,978,461	8,562,024	6,798,411	19,768,497	8,915,915	31,277,103	
Twist and yarn.....	297,634,314	12,387,687	243,516,827	10,396,532	213,575,798	8,973,037	235,469,089	9,680,530	9,709,089	
Manufactures:—										
Handkerchiefs and shawls in the piece.....	1,892,602	91,523	1,179,586	61,796	2,115,582	102,876	2,124,161	106,705	1,886,320	97,415

TOTAL QUANTITIES AND VALUES OF THE PRINCIPAL ARTICLES OF DOMESTIC PRODUCE EXPORTED, &c.—*Continued.*

ARTICLES.	1905-6.		1906-7.		1907-8.		1908-9.		1909-10.	
	Quantity.	Value. Rs.	Quantity.	Value. Rs.	Quantity.	Value. Rs.	Quantity.	Value. Rs.	Quantity.	Value. Rs.
Seeds:—Essential	237,240	207,482	195,817	192,025	164,241	163,809	147,371	149,846	174,008	179,543
Other than essential:—										
Castor	1,298,624	786,679	1,505,059	1,141,693	1,993,717	1,517,803	1,650,466	1,058,203	1,900,769	1,290,652
Cotton	3,891,339	1,021,760	4,367,523	1,299,058	4,249,892	1,316,038	3,683,372	1,312,730	5,649,817	2,631,747
Groundnuts	1,374,214	868,569	1,725,250	1,255,476	1,524,055	1,178,869	1,781,849	1,350,553	3,243,168	2,470,022
Linsced.....	5,788,800	4,115,540	4,378,826	3,259,858	6,197,882	4,786,725	3,909,547	2,555,281	3,629,313	3,925,302
Kape.....	1,993,684	1,217,906	3,728,806	2,467,062	5,343,420	4,325,589	2,765,776	2,369,303	4,677,197	3,629,313
Sesamm.....	1,685,208	1,469,303	2,740,815	2,537,992	1,553,378	1,691,727	1,657,292	1,626,108	2,983,630	4,683,242
Other sorts.....	1,306,637	921,988	1,073,594	868,566	2,158,294	1,834,584	1,347,022	1,256,113	2,888,786	2,659,151
Silk:—Raw.....	1,779,316	563,368	1,943,438	686,562	1,943,126	1,834,584	1,833,644	540,908	1,888,786	1,516,497
Manufactured.....		71,511		68,607		83,093		73,272		507,574
Spices:—Chillies.....	9,002,705	127,977	11,007,929	143,764	11,704,903	136,753	11,480,357	170,599	11,319,920	194,177
Ginger.....	9,869,174	125,274	5,415,531	96,721	5,529,254	111,055	7,240,655	145,098	7,340,992	161,196
Pepper.....	17,889,994	610,736	9,499,089	330,124	7,813,546	243,848	8,943,993	224,989	11,985,015	295,041
Other.....	939,356	43,579	591,254	31,480	663,118	35,319	883,339	44,648	867,616	58,062
Sugar.....	256,456	184,101	187,789	107,010	219,407	125,099	193,263	125,822	144,842	105,538
Tea:—Black.....	212,490,424	8,781,292	232,233,493	9,804,253	226,071,527	10,260,611	233,207,352	10,364,118	249,099,808	11,693,453
Green.....	1,733,354	66,312	1,360,144	53,511	1,590,120	39,738	754,186	29,594	313,126	13,951
Wood:—Unmanufactured.....		846,618		755,762		778,077		540,375		673,672
Manufactured.....		49,399		65,986		48,786		35,791		24,781
Wool:—Raw.....	42,514,498	2,114,728	45,909,898	2,426,535	39,780,630	2,103,858	43,365,760	2,063,723	59,826,526	2,867,738
Manufactures.....		207,334		224,284		271,931		230,479		240,613
Total value of principal and other articles of:—										
Indian Produce Exported.....	158,189,223	158,189,223		173,082,013		173,478,226		149,823,949		184,337,219
Foreign.....	3,528,810	3,528,810		3,484,039		3,767,335		3,170,729		3,388,635
Total exports (musc.).....	161,718,033	161,718,033		176,566,052		177,245,561		152,994,678		187,725,854
Coin and bullion.....	6,449,757	6,449,757		5,713,008		5,446,228		5,936,674		6,393,330
Total exports.....	168,167,790	168,167,790		182,279,060		182,691,789		158,951,352		194,119,184

SESSIONAL PAPER No. 10f

BRITISH SOUTH AFRICA.

VALUE of the Total Imports and Exports from and to each Principal Country during the Years ended December 31, 1906 to 1909, inclusive.

IMPORTS.				EXPORTS.											
1906.				1907.				1908.				1909.			
£	%	1908.	1909.	£	%	1908.	1909.	£	%	1908.	1909.	£	%	1908.	1909.
COUNTRIES.															
<i>British Empire.</i>															
82,433,172		66,875,685	76,958,216	195,547,207		219,564,567	205,914,180	226,634,642							
9,542,511		7,976,408	7,633,586	57,869		71,978	632,779	391,046							
520,586		346,871	695,273	453		2,506	11,889	24,032							
3,367,231		3,875,721	3,869,759	399		83,682	391,188	369,808							
42,821		38,515	43,927	29		3,733	6,974	33,906							
1,991,937		1,927,594	2,058,289	1,854		462	72,718	172,319							
496,194		586,000	658,384	5		58	131	131							
43,274		39,303	57,475	14,931		74,397	189,153	129,424							
2,338,515		1,399,853	913,070	10		32,943	77,935	93,839							
51,226		50,272	43,795	7,144		18,524	33,536	39,236							
133,735		163,540	179,219	195,629,901		219,852,392	207,339,410	227,894,403							
100,961,232		83,512,710	93,289,747	Totals, British Empire.											
<i>Foreign Countries.</i>															
4,471,725		1,207,225	284,515	1,913		12,254	45,372	5,159							
893,749		586,404	477,502	15,267		3,465	7,596	346,623							
1,801,022		1,306,188	2,102,190	1,498,806		2,001,509	1,620,580	2,550,342							
1,800,498		1,614,062	2,024,888	243		287	49	905							
597,380		935,495	882,186	39		49	49	307							
512,321		155,309	154,945	35		370	102	34							
147,956		110,240	129,270	309,194		335,868	143,133	346,623							
161,958		96,281	125,001	4,993,399		5,660,259	5,648,832	8,435,428							
212,045		258,590	239,693	1,600,807		323,648	399,310	590,098							
116,089		30,344	34,875	11,339		68,518	276,101	331,264							
59,320		30,344	34,875	Totals, Foreign Countries.											
2,533,975		1,927,969	2,265,224	Totals, British Empire and Foreign Countries.											
11,097,163		9,624,281	11,922,267	Totals, British Empire and Foreign Countries.											
38,889		8,186	147,041	Totals, British Empire and Foreign Countries.											
62,162		83,259	82,631	Totals, British Empire and Foreign Countries.											
1,681,574		1,791,858	2,035,055	Totals, British Empire and Foreign Countries.											

BRITISH SOUTH AFRICA.

TOTAL Quantities and Values of the Principal Articles of Merchandise Imported during the Years ended December 31, 1906 to 1909, inclusive.

ARTICLES.	1906.		1907.		1908.		1909.	
	Quantity.	Value.	Quantity.	Value.	Quantity.	Value.	Quantity.	Value.
		\$		\$		\$		\$
Aerated waters		131,054		71,145		74,640		71,209
Alc, beer and stout		527,814	381,984	296,112	201,791	214,788	188,057	
Animals, living	Galls.	1,025,971		548,692		355,140		388,793
Apparel and slops		8,119,342		7,708,153		7,790,561		8,897,231
Arms and ammunition		1,181,461		1,040,655		1,015,337		1,024,175
Bacon and hams (<i>vide</i> meats).								
Bags		1,185,413		1,448,632		1,242,484		1,570,479
Biscuits, fancy	Lbs.	422,962	2,707,383	315,973	2,206,145	257,675	1,079,213	252,675
Blasting compounds and powder	"	1,078,638	6,017,431	1,061,580	6,181,682	1,074,356	3,890,950	676,540
Brass and copper		159,996		140,325		140,544		141,196
Brushware		257,388		240,620		213,622		246,852
Butter and substitutes	Lbs.	2,435,354	9,524,146	2,001,397	9,389,168	2,128,252	6,124,602	1,289,637
Cakes	"	84,639	323,934	56,137	273,109	48,647	236,029	43,113
Candles	"	1,320,570	11,152,693	820,000	8,923,706	645,314	7,970,375	548,985
Canvas and duck		222,966	205,417	205,417	146,711	146,711	180,087	180,083
Cement	Lbs.	249,240,509	709,550	561,779	123,289,453	398,234	108,517,509	346,247
Cheese	"	5,752,252	753,190	644,945	4,459,453	580,155	4,329,228	566,304
Clocks and watches		159,334		193,256		182,392		239,504
Coal, coke and patent fuel	Tons.	213,819	103,006	563,735		406,498		382,929
Cocoa and chocolate	Lbs.	374,878	448,748	224,889	321,963	160,848	455,870	202,998
Coffee, including chicory		28,573,026	25,466,800	1,958,200	26,837,901	1,982,904	29,675,576	2,317,477
Condiments		78,631		66,789		66,712		69,447
Confectionery	Lbs.	1,014,460	6,128,556	974,058		869,600		987,900
Cordage and rope		1,269,831		158,308		152,565		172,761
Corn, grain and meal:—								
Pease and beans	Lbs.	4,647,796	5,248,135	4,067,229	6,506,003	4,194,395	3,991,040	103,752
Wheat	"	319,535,248	288,297,636	3,016,214	138,784,398	3,332,027	135,101,153	3,681,225
Wheat flour	"	163,372,776	119,850,092	3,016,214	138,784,398	3,332,027	135,101,153	3,316,998
Other, N. E.S.	"	72,811,030	29,944,809	670,792	26,110,434	623,469	26,697,299	603,340
Cotton manufactures		7,655,101		7,158,350		7,622,928		9,158,891
Disinfectants and germicides		117,798		129,278		104,989		128,528

BRITISH SOUTH AFRICA.

TOTAL Quantities and Values of the Principal Articles of Merchandise Imported, &c.—Continued.

ARTICLES.	1906.		1907.		1908.		1909.	
	Quantity	Value. %	Quantity	Value. %	Quantity	Value. %	Quantity	Value. %
Drugs, chemicals and apothecary ware		3,385,419		3,211,046		3,270,332		3,619,860
Dye stuffs and substances used in tanning		30,631		15,422		17,622		17,934
Earthenware and chinaware		728,369		508,328		486,107		537,878
Eggs		383,386		347,845		24,148		247,382
Electric materials		876,774		732,728		1,014,953		1,821,768
Extracts and essences		192,930		135,941		130,115		142,637
Farinaceous preparations:—								
Oatmeal	7,206,211	292,365	8,099,482	338,024	6,117,149	270,231	6,614,825	283,683
Other, N. E. S		324,534		319,914		224,528		219,287
Fish:—Preserved	7,522,382	926,092	5,230,463	660,197	4,882,644	665,904	5,412,246	719,400
Other, N. E. S	2,996,461	210,405	2,898,605	192,759	2,549,019	167,141	2,427,873	164,104
Fodder and forage		200,054		98,355		27,049		20,338
Fruits		782,530		683,012		516,675		485,611
Furniture		2,724,078		1,736,766		1,471,855		1,784,816
Glass		699,184		603,189		562,569		623,692
Glycerine for manufacturing purposes		1,073,382		774,063		907,896		1,414,010
Haberdashery		7,505,028		6,655,200		6,999,746		7,779,732
Hardware and cutlery		6,559,892		5,388,720		4,812,910		5,418,610
Hats and caps		1,181,033		932,035		865,386		911,609
Hops		123,704		118,542		86,505		68,459
Hosiery		2,352,948		1,818,445		1,953,728		2,103,073
Implements—Agricultural		963,805		1,091,482		961,430		1,683,176
India rubber		118,698		247,406		249,144		336,642
Instruments:—Musical		641,618		457,564		393,597		477,736
Other, N. E. S		114,138		132,056		128,777		107,145
Iron and steel		5,307,198		4,235,143		3,921,691		4,992,917
Jewellery		202,974		411,851		492,093		597,673
Lamps and lampware		291,820		160,332		151,850		164,192
Lard		222,027		228,851		207,525		231,196
Lead	2,381,400	163,033	2,159,551	144,491	2,019,425	152,020	2,080,762	133,089
Leather:—Unmanufactured		740,906		288,930		152,020		681,051
Manufactured		5,882,720		4,932,881		4,935,954		5,037,330

SESSIONAL PAPER No. 10f

Linen manufactures	214,678	164,220	161,393	178,743
Machinery :—Agricultural	258,493	157,802	362,956	681,508
Other, N.E.S.	9,574,948	8,719,665	8,864,369	10,665,361
Manures	250,886	292,793	317,433	333,688
Matches	39,556	13,889	12,234	17,685
Mats and matting	55,873	50,180	56,672	48,994
Meats :—Bacon and hams	988,877	1,109,395	902,387	983,432
Poultry and game	278,700	164,965	80,022	57,065
Preserved	857,983	412,508	382,549	445,889
Other, N.E.S.	3,884,744	2,734,969	2,881,514	2,988,283
Milk	2,292,687	2,087,571	1,631,190	1,615,296
Nitrates for manufacturing purposes	708,289	938,220	934,381	1,088,810
Oilmen's stores	651,116	569,921	546,166	676,505
Oils	2,411,321	1,910,955	2,366,315	2,440,687
Paints	715,064	604,051	559,745	650,022
Paper :—Printing	564,056	549,461	553,627	558,833
Other, N.E.S.	495,110	440,399	439,961	532,294
Perfumery and perfumed spirits	234,802	218,893	206,970	243,693
Pickles and sauces	193,854	163,136	132,524	157,139
Plate, silver and plated ware	476,330	496,483	425,741	496,259
Printers' and bookbinders' materials	120,168	126,840	131,892	134,155
Railway materials	901,754	1,070,078	496,945	1,890,788
Rice	82,611,001	1,896,219	1,744,700	1,674,620
Salt	21,669,234	95,041	88,836	84,504
Seeds	161,048	239,566	180,430	198,478
Sheep dip	965,345	456,595	356,712	370,174
Silk manufactures	1,239,613	236,691	236,072	283,815
Soap	88,169	1,088,649	1,094,805	986,143
Spices, potable	1,904,448	94,433	82,427	90,856
Spirits, potable	261,097	1,635,292	1,431,555	1,589,088
Sporting goods	3,133,350	296,234	291,270	379,132
Stationery and books	290,197	2,910,899	2,664,996	2,806,860
Stone	3,377,953	119,117	84,333	04,240
Sugar and sugar products	93,975	3,078,171	2,899,672	2,407,676
Tar and kindred substances	1,075,645	68,299	85,551	85,551
Tea	340,733	1,054,826	1,061,522	980,117
Tin and tinware	1,198,315	361,938	304,643	258,687
Tobacco	754,588	779,825	742,244	802,459
Tramway materials	575,239	281,371	245,270	269,525
Vegetables	840,113	266,246	270,995	298,838
Vehicles :—	318,431	594,283	573,965	854,908
Bicycles, tricycles and parts thereof	688,896	150,156	141,834	138,671
Carriages, carts and parts thereof	311,875	708,144	545,140	1,000,431
Other, N.E.S.	402,663	981,081	884,449	1,005,171
Wax	2,485,217	279,201	237,382	308,065
Wines	1,112,793	2,045,611	1,994,487	2,429,937
Wood :—Unmanufactured	2,416,631	723,834	693,305	757,584
Manufactured		2,649,642	2,602,314	2,638,701
Woolen manufactures				

BRITISH SOUTH AFRICA.

TOTAL Quantities and Values of the Principal Articles of Merchandise Imported, &c.—*Concluded.*

ARTICLES.	1906.		1907.		1908.		1909.	
	Quantity.	Value. \$	Quantity.	Value. \$	Quantity.	Value. \$	Quantity.	Value. \$
Works of art.....		117,170		101,767		60,035		79,750
All other articles.....		6,689,102		4,884,321		3,767,314		4,888,674
Totals (mdse).....		145,317,067		126,033,756		118,932,893		132,294,751
Imports for Colonial Governments.....		8,539,248		7,605,451		4,013,418		5,605,709
Specie.....		3,462,473		3,924,548		4,574,248		7,330,879
Total imports.....		157,318,788		137,563,755		127,520,559		145,231,339

SESSIONAL PAPER No. 10f

BRITISH SOUTH AFRICA.

TOTAL Quantities and Values of the Principal Articles Exported during the Years ended December 31, 1906 to 1909, inclusive.

ARTICLES.	1906.		1907.		1908.		1909.	
	Quantity.	Value. \$	Quantity.	Value. \$	Quantity.	Value. \$	Quantity.	Value. \$
South African Produce—								
Aloes.....		19,413	576,398	27,920	858,799	38,646	697,176	31,692
Animals.....		1,220,132		219,989		137,790		215,092
Apparel and slaps.....		1,012		3,304		2,618		2,463
Argols.....	111,922	9,451	163,316	13,865	117,327	8,487	142,891	10,692
Asbestos, raw.....	1,420,398	48,837	1,160,338	38,490	3,209,884	108,176	4,142,777	135,016
Bark, wattle.....	33,215,466	434,953	54,478,056	678,380	53,661,909	654,868	80,127,136	947,520
Buchu leaves.....	290,106	37,809	291,334	44,778	243,472	35,449	260,126	47,041
Coal, coke and patent fuel.....	555,744	1,986,408	776,526	2,876,745	1,033,610	3,731,254	1,226,735	3,971,010
Corn, grain and meal.....	2,190,469	33,444	109,538,386	1,078,414	151,242,645	1,756,915	357,097,753	4,045,397
Diamonds.....	3,630,875	45,033,317	4,469,039	43,669,320	4,445,616	23,943,721	4,913,668	31,002,132
Drugs, chemicals and apothecary ware.....		3,470		2,020		1,183		3,163
Eggs.....		14,824		12,964		13,349		11,466
Fathers.....		6,843,312		8,829,311		8,400,204		10,177,582
Fish.....	187,668	23,048	1,048,147	76,796	2,929,894	153,982	2,198,330	160,873
Flowers and grasses, dried.....		66,576		127,988		185,892		86,714
Fodder and forage.....	2,362,911	29,901	3,077,107	36,670	18,207,975	158,094	8,310,374	92,360
Fruits.....		91,342		145,552		187,206		187,814
Furniture.....		13,957		4,687		4,570		18,201
Gold.....		125,228,536		144,184,383		156,641,760		162,345,143
Hair, angora.....	15,737,289	4,138,005	18,704,865	4,700,022	18,186,166	3,455,805	19,619,033	4,193,310
Hides and skins.....		3,768,092		4,615,036		3,797,995		5,570,776
Horns.....		33,244		38,563		43,294		56,920
Lead.....		101,148		188,349		48,389		28,183
Leather and mfrs. of.....		37,940		12,545		13,442		32,295
Meats, including bacon and hams.....		2,574	48,744	5,791	65,062	5,962		3,100
Ores—								
Copper, including copper regulus.....		2,510,168		3,272,575		2,309,949		2,585,985
Tin.....	6,770	175,988	42,569	657,876	42,168	555,486		438,574
Other, N.E.S.....		712,369		280,291		270,124		507,024
Spirits, potable.....		10,985		24,625		49,367		38,525
Stationery and books.....		20,595		23,190		23,871		19,272
Sugar and sugar products.....		2,778		2,166		24,183		78,827

BRITISH SOUTH AFRICA.

TOTAL Quantities and Values of the Principal Articles of Merchandise Exported, &c.—*Concluded*.

ARTICLES.	1906.		1907.		1908.		1909.	
	Quantity.	Value.	Quantity.	Value.	Quantity.	Value.	Quantity.	Value.
		£		£		£		£
South African Produce— <i>Con.</i>								
Tobacco.....		11,694		22,260		22,225		23,231
Vegetables.....		35,293		52,282		37,512		33,891
Vehicles.....		235,352		74,951		37,687		35,391
Wines.....		26,552		23,373		27,098		45,683
Wood—Unmanufactured.....		52,719		14,989		14,089		18,615
Manufactured.....		3,343		10,049		1,348		6,634
Wool, raw.....	88,790,189	13,193,793	97,771,717	15,227,590	104,257,826	13,471,912	130,981,518	18,145,220
All other articles.....		112,514		313,344		285,842		371,648
Total exports of South African Produce (mdse). Imported goods re-exported.....		206,324,678		231,631,993		220,019,744		245,924,478
Articles exported through the post office.....		2,985,495		2,821,026		1,922,668		2,450,498
Spice.....		202,006		275,989		247,193		257,564
		4,201,014		772,705		1,077,066		304,580
Total exports.....		213,713,193		235,501,713		223,266,671		248,637,120

BULGARIA

VALUE of the Total Imports and Exports (Merchandise only) from and to each Principal Country during the Years ended December 31, 1905 to 1909, inclusive.

NOTE:—Lew = 19.3 cents.

		IMPORTS.					EXPORTS.							
		1906.	1907.	1908.	1909.	COUNTRIES.								
1905.	Lew.	Lew.	Lew.	Lew.	Lew.	1905.	Lew.	Lew.	Lew.	Lew.	1908.	Lew.	1909.	Lew.
20,183,000	19,600,000	21,424,000	23,202,000	27,010,000	27,010,000	12,884,000	14,985,000	20,706,000	9,680,000	8,279,000	9,680,000	8,279,000	8,279,000	8,279,000
33,037,000	27,802,000	34,688,000	35,541,000	38,867,000	38,867,000	18,887,000	8,200,000	8,023,000	6,346,000	11,778,000	6,346,000	11,778,000	11,778,000	
2,849,000	3,078,000	4,253,000	4,279,000	7,902,000	7,902,000	42,415,000	20,142,000	26,970,000	22,039,000	19,341,000	22,039,000	19,341,000	19,341,000	
7,319,000	5,373,000	6,593,000	7,023,000	11,165,000	11,165,000	8,917,000	8,977,000	6,991,000	6,210,000	5,045,000	6,210,000	5,045,000	5,045,000	
21,031,000	16,225,000	19,660,000	20,847,000	29,215,000	29,215,000	11,709,000	15,410,000	17,922,000	11,626,000	13,524,000	11,626,000	13,524,000	13,524,000	
283,000	224,000	389,000	455,000	811,000	811,000	5,457,000	9,721,000	8,019,000	8,933,000	4,601,000	8,933,000	4,601,000	4,601,000	
730,000	628,000	812,000	740,000	2,151,000	2,151,000	292,000	38,000	114,000	1,897,000	783,000	1,897,000	783,000	783,000	
6,781,000	5,543,000	5,506,000	4,712,000	5,489,000	5,489,000	4,437,000	3,906,000	3,100,000	4,012,000	2,732,000	4,012,000	2,732,000	2,732,000	
5,519,000	3,365,000	3,693,000	4,131,000	5,049,000	5,049,000	1,851,000	1,121,000	923,000	959,000	621,000	959,000	621,000	621,000	
3,255,000	4,649,000	4,771,000	5,635,000	5,802,000	5,802,000	218,000	308,000	249,000	247,000	210,000	247,000	210,000	210,000	
1,080,000	1,408,000	2,056,000	2,037,000	2,749,000	2,749,000	2,357,000	584,000	584,000	344,000	359,000	344,000	359,000	359,000	
1,309,000	1,108,000	1,081,000	1,289,000	1,445,000	1,445,000	290,000	631,000	620,000	517,000	395,000	517,000	395,000	395,000	
16,872,000	18,052,000	17,548,000	19,153,000	21,984,000	21,984,000	21,310,000	21,699,000	27,283,000	33,482,000	36,652,000	33,482,000	36,652,000	36,652,000	
1,418,000	469,000	908,000	574,000	591,000	591,000	1,411,000	1,375,000	1,264,000	826,000	1,430,000	826,000	1,430,000	1,430,000	
584,000	954,000	1,339,000	533,000	1,100,000	1,100,000	15,646,000	7,421,000	3,963,000	5,299,000	5,683,000	5,299,000	5,683,000	5,683,000	
122,250,000	108,474,000	124,661,000	130,151,000	160,430,000	160,430,000	147,961,000	114,573,000	125,595,000	112,357,000	111,434,000	112,357,000	111,434,000	111,434,000	
							Totals.....							

BULGARIA.

TOTAL Quantities and Values of the Principal Articles Imported (Merchandise only) during the Years ended December 31, 1905 to 1909, inclusive.

NOTE:—Lew=19·3 cents. Kilog=2·204 lbs.

ARTICLES.	1905.		1906.		1907.		1908.		1909.	
	Quantity.	Value.	Quantity.	Value.	Quantity.	Value.	Quantity.	Value.	Quantity.	Value.
		Lew.		Lew.		Lew.		Lew.		Lew.
Arms:— Firearms and parts thereof..... Kilogs	115,000	1,829,000	29,000	444,000	17,000	304,000	11,000	250,000	134,000	1,423,000
Clothing.....	188,000	1,813,000	79,000	1,114,000	72,000	1,253,000	59,000	1,173,000	63,000	1,284,000
Coffee, raw and roasted.....	1,351,000	1,440,000	1,351,000	1,476,000	1,419,000	1,395,000	1,596,000	1,558,000	1,701,000	1,735,000
Coal and coke.....	41,593,000	1,032,000	44,136,000	1,088,000	76,830,000	2,187,000	134,281,000	3,305,000	111,733,000	2,439,000
Cordage and twine.....	965,000	1,048,000	650,000	722,000	498,000	640,000	416,000	590,000	432,000	548,000
Cotton yarn.....	4,419,000	9,734,000	4,226,000	9,892,000	3,658,000	8,932,000	3,814,000	9,336,000	5,399,000	12,139,000
" manufactures.....	4,084,000	14,835,000	3,495,000	13,841,000	3,478,000	14,665,000	2,495,000	17,633,000	3,816,000	16,517,000
Iron in the rough, including hoop and plate iron.....	12,915,000	2,316,000	11,962,000	2,307,000	12,855,000	2,943,000	13,658,000	2,762,000	17,475,000	3,181,000
Iron, manufactures of.....	10,615,000	4,119,000	10,190,000	4,224,000	21,001,000	6,962,000	30,985,000	8,433,000	36,715,000	9,629,000
Leather, for soles.....	949,000	2,395,000	755,000	2,241,000	569,000	1,852,000	598,000	1,869,000	683,000	2,194,000
Leather, for shoes.....	2,365,000	2,116,000	3,371,000	2,910,000	2,547,000	2,408,000	2,761,000	2,644,000	1,649,000	2,214,000
Oil:— Olive.....	14,456,000	2,763,000	19,566,000	3,574,000	13,927,000	2,570,000	17,969,000	3,225,000	30,922,000	3,713,000
Petroleum and naptha, refined.....	5,719,000	2,576,000	4,091,000	1,889,000	5,667,000	2,591,000	5,731,000	2,668,000	4,465,000	2,258,000
Paper of all sorts.....	22,715,000	726,000	34,155,000	945,000	40,651,000	1,125,000	30,689,000	900,000	43,677,000	1,262,000
Salt, rock and other.....	15,907,000	5,466,000	2,063,000	657,000	8,492,000	2,791,000	9,909,000	3,355,000	12,070,000	4,252,000
Sugar, refined.....	66,919,000	3,990,000	50,910,000	3,089,000	47,219,000	3,167,000	60,464,000	4,109,000	57,184,000	3,300,000
Wood, rough or sawn.....	581,000	4,241,000	393,000	3,202,000	356,000	4,029,000	421,000	4,585,000	5,065,000	3,903,000
Wool, manufactures of.....										
Total value of principal and other articles imported.....		122,250,000		108,474,000		124,661,000		130,151,000		160,430,000

SESSIONAL PAPER No. 10f

BULGARIA.

TOTAL Quantities and Values of the Principal Articles Exported (Merchandise only) during the Years ended December 31, 1905 to 1909, inclusive.

NOTE :—Lew = 19·3 cents. Kilog = 2·204 lbs.

ARTICLES.	1905.		1906.		1907.		1908.		1909.	
	Quantity.	Value.	Quantity.	Value.	Quantity.	Value.	Quantity.	Value.	Quantity.	Value.
Animals :— Cattle..... No.	12,341	1,220,000	7,763	705,000	11,450	1,139,000	9,028	861,000	9,836	900,000
Horses, mules and asses..... "	6,248	630,000	4,750	481,000	10,597	965,000	8,864	804,000	7,163	616,000
Sheep..... Kilogs.	367,733	3,132,000	293,485	2,694,000	530,241	4,874,000	437,900	3,837,000	433,883	3,961,000
Colza..... "	32,462,000	6,166,000	60,000	10,000	81,000	16,000	17,000	3,445	22,000	4,493
Flour of all kinds..... "	19,093,000	3,674,000	23,468,060	4,612,000	26,126,000	5,289,000	25,585,000	5,339,000	31,360,000	6,816,000
Grain :— Barley..... "	69,893,000	6,878,000	59,143,000	5,735,000	28,919,000	3,162,000	37,681,000	4,665,000	29,241,000	3,707,000
Maize..... "	98,301,000	11,216,000	143,733,000	14,072,000	259,733,000	26,838,000	111,546,000	13,861,000	126,924,000	17,016,000
Rye..... "	74,024,000	8,183,000	41,079,000	4,247,000	46,354,000	5,336,000	39,798,000	6,183,000	27,483,000	3,929,000
Wheat (including buckwheat)..... "	456,216,000	64,822,000	298,311,000	35,598,000	240,735,000	35,227,000	212,780,000	39,033,000	160,917,000	32,500,000
Hides and skins..... "	1,621,000	4,046,000	1,844,000	4,905,000	1,097,000	2,802,000	1,206,000	3,126,000	1,405,000	3,670,000
Wood, rough or sawn..... "	8,912,000	529,000	11,600,000	616,000	8,828,000	516,000	8,704,000	516,000	10,505,000	780,000
Wool, manufactures of (such as <i>ctas</i> and <i>setayak</i>)..... "	422,000	1,761,000	482,000	2,331,000	462,000	2,393,000	348,000	1,675,000	602,000	3,426,000
Total value of principal and other articles exported.....	147,961,000	114,573,000	125,595,000	112,357,000	111,434,000

CEYLON.

TOTAL Quantities and Values of the Principal Articles of Merchandise Imported during the Years ended December 31, 1905 to 1909, inclusive.

NOTE:—Rs.=Rupees. Rupee=32.4 cents.

ARTICLES.	1905.		1906.		1907.		1908.		1909.	
	Quantity.	Value.	Quantity.	Value.	Quantity.	Value.	Quantity.	Value.	Quantity.	Value.
		Rs.		Rs.		Rs.		Rs.		Rs.
Ale, beer and other malt liquors.....										
Apparel, made up.....	213,858	345,919	161,125	284,442	140,750	263,668	157,888	272,534	135,581	245,968
Biscuits.....	833,388	529,404	954,449	443,474	931,774	477,937	899,356	554,631	949,723	831,292
Books.....		177,915		157,784		200,247		218,227		382,881
Bricks and tiles.....		238,657		193,880		188,320		240,393		304,288
Butter.....	260,214	191,974	298,282	195,980	303,896	225,048	284,832	226,377	309,122	142,655
Casks, shoofs and staves.....		363,248		567,519		303,986		294,052		292,270
Cement.....	133,408	233,070	144,388	229,770	191,415	309,607	219,143	364,013	274,700	437,351
Chemists' sundries.....		340,303		393,410		424,416		456,274		605,353
Coal and coke.....	610,439	10,452,032	681,478	11,918,958	608,250	10,549,944	697,535	12,627,640	552,741	9,963,181
Coffee.....	4,410,283	1,790,739	21,620,969	817,794	2,353,133	832,464	2,077,782	720,741	1,948,562	680,888
Confectionery.....		187,771		193,502		217,889		224,029		244,813
Cotton manufactures.....		8,139,173		7,709,340		8,256,353		9,564,009		8,184,770
" twist.....	2,982	198,391	2,458	198,391	2,483	203,679		262,542		260,055
Cutlery and hardware.....		1,051,912		1,090,017		1,272,909		1,268,750		1,376,400
Curry stuffs.....	146,475	1,512,657	163,604	1,717,412	156,497	1,729,509	167,428	1,696,005	155,643	1,637,781
Earthenware and chinaware.....		361,971		365,913		470,784		504,281		437,474
Fancy articles.....		329,599		398,485		385,113		383,935		447,050
Fish :—Cured and salted.....	196,612	1,577,057	185,278	1,485,943	209,554	1,688,478	205,662	1,646,418	199,482	1,596,339
Maldivo.....	75,529	2,008,241	61,892	1,794,899	77,090	2,235,808	69,739	2,022,572	83,366	2,425,107
Tinned.....	187,053	81,144	202,240	98,262	185,574	92,219	197,898	101,050	234,826	104,907
Fruits.....	20,390	286,943	18,026	338,088	16,298	337,040	14,972	322,121		343,557
Glassware, including lampware.....		352,098		518,970		466,678		398,476		472,141
Grain—										
Flour.....	126,009	1,143,735	155,110	1,415,835	164,738	1,500,650	145,986	1,333,274	138,085	1,260,137
Paddy.....	729,560	2,372,198	766,236	2,544,599	661,061	2,246,727	379,265	1,358,739	722,414	2,491,617
Rice.....	5,926,165	38,565,093	5,966,257	39,049,042	6,208,224	40,984,967	5,879,694	39,852,135	6,168,027	42,063,373
Other.....		1,399,373		1,585,367		1,749,311		1,738,441		1,695,145
Haberdashery.....		1,798,351		1,876,222		2,057,516		1,364,400		1,592,963

SESSIONAL PAPER No. 10f

Iron :- Galvanized, &c. Tons.	3,815	722,889	3,568	769,755	5,106	1,166,789	74,038	803,226	88,859	985,518
Hoop	39,836	248,359	15,994	229,968	53,906	400,451	28,456	189,679	43,046	297,686
Nails and rivets	19,419	169,783	35,934	138,660	13,904	80,809	13,955	128,981	17,394	166,407
Leather and manufactures of		261,905	57,191	315,334	609,005	54,983	73,900	354,077	59,631	355,965
Lead :- Pig	48,628	488,947	1,866	557,756	608,905	300,721	1,631	748,100	27,714	608,255
Tea lead	1,827	498,797	1,866	557,756	997	331,165	1,631	548,633	27,714	434,036
Live stock : Horned cattle	22,895	476,750	22,959	439,929	19,947	494,613	19,841	402,142	17,900	384,248
Sheep and goats	94,966	494,611	108,863	539,726	100,340	496,517	91,942	495,868	96,721	483,636
Machinery and mill work, including sewing machines		1,116,192		1,064,135		1,143,024		1,285,344		1,720,216
Manures		2,340,212		2,788,355		3,689,274		4,161,499		4,328,989
Matches	265,656	200,303	283,197	208,962	236,539	178,021	323,934	259,773	321,158	239,801
Milk, preserved		278,155		334,426		370,951		371,711		435,635
Oils :- Kerosene		1,192,168		1,454,603		1,426,017		1,697,407		1,365,711
Other		599,014		423,551		768,317		28,745		698,074
Onions	168,446	505,567	181,783	545,721	213,937	642,306	204,841	614,753	213,900	641,807
Opium	20,082	339,790	18,885	336,110	22,284	398,916	16,367	294,216		196,603
Paints and colours	8,628	139,844	10,653	173,270	9,834	167,597	9,346	168,935	11,551	376,261
Paper	378,994	412,634	346,503	410,021	372,774	429,776	389,181	483,213	361,554	1,448,016
Peanut (cocoanut cake)		1,515,977		1,386,024		1,403,150		1,363,744		449,644
Potatoes	82,796	366,527	93,883	418,850	97,425	504,245	88,379	448,132	92,857	36,556
Railway materials		118,499		156,450		20,032		11,694		972,810
Rubber, infs. of					245,985	825,436	300,820	972,810	518,271	1,925,959
Seeds, plants and roots (except for food)		230,452		183,794		249,195		361,779		174,100
Silk manufactures		417,655		423,715		432,966		431,327		459,960
Soap	18,927	406,343	18,766	423,670	20,244	483,811	21,113	479,943	25,749	533,946
Spirits :- Brandy	46,923	342,501	46,037	338,075	52,282	359,308	52,766	367,895	54,878	359,514
Gin	89,270	289,164	78,760	290,875	105,769	296,671	103,569	325,912	113,368	360,440
Whisky	78,538	488,641	78,869	491,601	87,035	533,687	83,798	571,733	88,836	538,859
Stationery, except paper		176,599		214,295		198,776		208,951		246,000
Steel, cast	37,327	205,707	36,995	212,851	54,023	331,628	53,564	282,525	71,925	352,734
" refined and unrefined	228,182	2,909,026	277,662	2,964,582	310,936	3,135,623	305,559	3,183,790	321,322	3,325,952
Tea chests		1,568,767		1,923,068		1,797,163		2,166,205		1,878,767
Tobacco :- Cigars	140,613	324,901	130,130	408,141	163,485	394,232	184,053	455,256	192,381	435,485
Other (except snuff)	176,746	103,366	181,241	169,715	108,365	146,540	112,020	144,800	163,164	164,335
Umbrellas and parasols		360,101		301,536		402,059		553,189		329,597
Wines		286,110		308,261		319,357		318,038		312,347
Wood and timber		651,934		793,395		700,163		720,286		842,820
Woolen manufactures		660,485		420,833		486,816		497,791		396,190
All other articles		9,946,637		11,772,015		13,871,553		14,456,414		16,418,955
Totals (mdse)	108,324,328	112,789,269	120,061,934	110,713,652		129,316,757		122,420,394		125,441,597
Coin and bullion	6,912,907		9,254,823					7,871,515		8,340,530
Total imports	115,237,235	123,502,921	129,316,757					130,291,909		133,782,127

SESSIONAL PAPER No. 10f

CHILE.

VALUE of the Total Imports for Consumption and Exports of Domestic Produce from and to each Principal Country during the Years ended December 31, 1905 to 1909. (Including Coin and Bullion.)

NOTE:—Peso Fuerte=36.5 cents.

		IMPORTS.					EXPORTS.				
		1906.	1907.	1908.	1909.	1905.	1906.	1907.	1908.	1909.	
COUNTRIES.		Pesos Fuer.	Pesos Fuer.	Pesos Fuer.	Pesos Fuer.	Pesos Fuer.	Pesos Fuer.	Pesos Fuer.	Pesos Fuer.	Pesos Fuer.	
		1905.									
Pesos Fuer.		88,429,000	113,502,732	83,920,000	87,340,000	101,322,000	132,164,000	141,410,000	151,123,000	128,571,000	
		7,565,000	10,015,251	10,535,000	18,130,000	1,553,000	2,200,000	3,574,000	3,408,000	2,173,000	
		9,488,000	7,397,112	17,169,000	8,751,000	4,508,000	5,381,000	3,810,000	8,691,000	7,941,000	
		6,505,000	10,197,301	12,757,000	7,535,000	342,000	450,000	447,000	527,000	320,000	
		1,452,000	1,626,836	683,000	1,303,000						
		163,000	93,000	131,000	71,000						
		190,000	93,000	131,000	71,000						
		988,000	721,504	639,000	1,220,000	292,000	167,000	288,000	179,000	94,000	
		15,370,000	16,093,564	11,945,000	15,511,000	22,322,000	17,719,000	16,433,000	19,346,000	14,263,000	
		58,196,000	74,310,374	75,793,000	62,046,000	73,155,000	53,723,000	56,402,000	67,969,000	65,507,000	
		4,816,000	3,983,616	4,583,000	6,990,000						
		5,867,000	8,231,834	6,652,000	7,295,000	4,048,000	3,284,000	1,318,000	1,614,000	2,740,000	
		7,006,000	8,795,298	10,214,000	12,394,000	5,010,000	1,471,000	3,347,000	3,814,000	2,824,000	
		1,912,000	2,707,171	2,186,000	2,404,000	1,826,000	3,013,000	1,220,000	1,920,000	1,447,000	
		25,233,000	31,124,384	24,385,000	26,401,000	42,805,000	48,187,000	24,895,000	44,102,000	53,840,000	
		1,649,000	1,591,722	970,000	1,465,000	376,000	507,000	415,000	488,000	513,000	
		3,031,000	3,287,156	2,310,000	2,710,000	7,650,000	15,534,000	26,522,000	15,968,000	17,580,000	
		237,638,000	233,681,855	267,264,000	262,083,000	265,209,000	283,803,000	280,081,000	319,149,000	297,912,000	
	Totals										

CHILE.

TOTAL Quantities and Values of the Principal Articles Imported for Consumption during the Years ended December 31, 1905 to 1909, inclusive.

NOTE:—Peso Fuerte=36.5 cents. Kilog=2.204 lbs.

ARTICLES.	1905.		1906.		1907.		1908.		1909.	
	Quantity.	Value.	Quantity.	Value.	Quantity.	Value.	Quantity.	Value.	Quantity.	Value.
Animals, living—		Pesos Fuert.		Pesos Fuert.		Pesos Fuert.		Pesos Fuert.		Pesos Fuert.
Horses, mules and asses. No.	16,305	736,000	16,883	779,000	8,181	455,000	2,657	138,000	3,646	415,000
Oxen and cows. " "	143,789	5,409,000	49,888	4,734,000	71,963	7,580,000	105,258	9,624,000	129,565	16,807,000
Sheep. " "	23,642	84,000	26,890	119,000	31,015	133,000	36,225	124,000	87,622	754,000
Candles. Kilogs	892,000	323,000	506,000	405,000	892,000	723,000	350,000	283,000	619,000	501,000
Coal. " " " " 1,000 kilogs	1,179,000	23,581,000	1,039,000	20,777,000	1,501,000	29,783,000	1,690,000	31,992,000	1,303,000	26,050,000
Coffee. Kilogs	2,981,000	1,739,000	3,282,000	1,981,000	2,699,000	1,620,000	2,624,000	1,975,000	3,883,000	2,330,000
Cotton piece goods (pure)..	13,560,000	27,019,000	8,789,000	16,498,000	8,275,000	17,725,000	4,892,000	12,708,000	10,389,000	22,047,000
Cotton yarns. " "		3,754,000		3,131,000		4,595,000		2,634,000		3,253,000
Drugs. " "		1,486,000		1,987,000		2,437,000		2,686,000		2,241,000
Iron—										
Bars, blocks and ingots.. Kilogs	34,143,000	3,795,000	48,389,000	5,420,000	41,594,000	4,484,000	32,621,000	4,419,000	35,922,000	5,024,000
Sheets (galvanized or not) " "	19,703,000	3,339,000	21,139,000	3,781,000	21,277,000	4,026,000	15,257,000	2,371,000	31,338,000	5,552,000
Tubing. " "	20,763,000	3,771,000	27,017,000	4,695,000	22,063,000	4,415,000	22,603,000	4,348,000	14,624,000	3,601,000
Rails. " "	30,507,000	2,441,000	25,166,000	2,013,000	44,488,000	3,559,000	42,295,000	4,230,000	23,278,000	2,328,000
Machinery—										
Agricultural, mining, industrial, &c. " "		19,427,000		36,114,000		31,944,000		38,419,000		19,638,000
Sewing machines. " "		657,000		486,000		1,074,000		670,000		944,000
All other machinery. " "		2,456,000		2,935,000		2,989,000		2,076,000		2,146,000
Oils—Mineral for lighting Kilogs	21,969,000	2,167,000	37,905,000	3,791,000	45,117,000	4,512,000	87,911,000	8,791,000	7,414,000	1,511,000
Paper of all kinds. " "		2,168,000		5,403,000		4,627,000		5,678,000		5,006,000
Railway materials except rails. " "		2,461,000		2,193,000		3,060,000		3,650,000		6,788,000
Sacks, empty. Kilogs	21,806,000	5,350,000	24,949,000	6,392,000	15,693,000	4,025,000	25,480,000	7,423,000	23,251,000	7,042,000
Sugar, raw and refined. " "	33,723,000	3,443,000	53,645,060	6,283,000	56,024,000	6,131,000	47,853,000	5,148,000	69,653,000	7,413,000
Tea. " "	1,101,000	881,000	1,317,000	1,080,000	1,059,000	847,000	1,041,000	1,561,000	1,251,000	1,877,000
Wire of all kinds. " "		2,141,000		2,410,000		15,746,000		1,889,000		3,285,000
Wood for building. " "		2,152,000		3,658,000		5,190,000		3,243,000		1,576,000
Wool manufactures—										
Piece goods of pure wool Kilogs	1,901,000	9,014,000	2,237,000	9,812,000	2,501,000	11,444,000	1,486,000	7,691,000	1,955,000	9,656,000
" " mixed. " "	2,418,000	846,000	4,985,000	1,438,000	4,038,000	1,420,000	2,445,000	980,000	3,540,000	1,416,000
Total value of principal and other articles imported.		188,596,000		237,698,000		283,682,000		297,261,000		262,083,000

SESSIONAL PAPER No. 10f

CHILE.

TOTAL Quantities and Values of the Principal Articles of Domestic Produce Exported during the Years ended December 31, 1905 to 1909, inclusive.

NOTE:—Peso Fuero = 36.5 cents. Kilog = 2.204 lbs., Ton = 2,000 lbs.

ARTICLES.	1905.		1906.		1907.		1908.		1909.	
	Quantity.	Value.	Quantity.	Value.	Quantity.	Value.	Quantity.	Value.	Quantity.	Value.
Animals, living—		Pesos Fuero.		Pesos Fuero.		Pesos Fuero.		Pesos Fuero.		Pesos Fuero.
Horses and mules No.	4,377	311,000	8,500	759,000	728	169,000	1,074	254,000	919	212,000
Oxen and cows "	48	6,000	489	59,000	94	12,000	86	9,000	2,593	678,000
Sheep "	1,028	10,000	3	250	2	14	35	285	2,166	77,000
Bovate of lime Kilogs	18,652,000	2,611,000	28,649,000	4,011,000	28,292,000	3,961,000	31,741,000	4,444,000	31,792,000	4,451,000
Coal Tons.	481,000	8,660,000	471,000	8,536,000	417,000	10,424,000	371,000	9,278,000	310,000	8,503,000
Copper in bars (for ingots) Kilogs	23,224,000	19,076,000	19,110,000	22,313,000	16,434,000	16,847,000	29,487,000	14,691,000	19,229,000	12,762,000
Flour of all kinds "	8,154,000	1,136,900	3,958,000	633,000	3,376,000	472,000	1,747,000	245,000	6,362,000	1,158,000
Grain—										
Wheat "	8,007,000	1,121,000	215,000	32,000	35,432,000	3,555,000	134,649,000	12,122,000	109,357,000	14,225,000
Barley "	46,951,000	3,339,000	13,289,000	1,086,000	619,000	68,000	19,409,000	1,553,000	49,083,000	4,424,000
Hides and skins—										
Ox hides "	503,000	272,000	1,927,000	1,071,000	1,022,000	562,000	1,589,000	652,000	3,412,000	1,706,000
Goat skins "	408,000	234,000	398,000	291,000	308,000	185,000	259,000	155,000	361,000	218,000
Chinchilla Doz.	18,265	1,461,000	19,252	984,000	4,821	463,000	3,181	382,000	5,997	729,000
Iodine (Yodo) Kilogs	564,000	7,653,000	351,000	4,390,000	290,000	4,202,000	330,000	3,328,000	474,000	5,572,000
Leather for soles (<i>Suelas</i>)		3,082,000		2,171,000		2,547,000		2,831,000		2,537,000
ORES—										
Silver Kilogs	38,000	201,000	145,000	36,000	220,000	119,000	150,000	79,000	278,000	100,000
Copper "	17,659,000	2,285,000	29,385,000	3,112,000	39,076,000	4,991,000	64,685,000	7,037,000	77,879,000	6,943,000
Manganese "	1,324,000	40,000	35,000	6,000			1,000	176		
SODA, nitrate of (<i>Sa/itre</i>)										
..... 1,000 kilogs	1,659,000	184,422,000	1,767,000	217,317,000	1,650,000	206,203,000	2,034,000	253,865,000	2,169,000	210,870,000
Wool, raw Kilogs	8,622,000	6,858,000	3,402,000	2,102,000	3,718,000	2,459,000	3,143,000	1,984,000	3,802,000	2,648,000
Total value of principal and other articles exported		265,209,000		283,863,000		280,081,000		319,149,000		297,912,000

CHINA.

VALUE of the Total Imports and Exports of Merchandise from and to each Principal Country during the Years ended December 31, 1905 to 1909, inclusive.

NOTE:—The average value of the Haikwan Tael for 1905 was 75 cents, 1906, 80 cents, 1907, 79 cents, 1908, 65 cents, and for 1909, 63 cents.

IMPORTS.						EXPORTS.																							
1905.						1906.						1907.						1908.						1909.					
Haikwan Taels.		Haikwan Taels.		Haikwan Taels.		Haikwan Taels.		Haikwan Taels.		Haikwan Taels.		Haikwan Taels.		Haikwan Taels.		Haikwan Taels.		Haikwan Taels.		Haikwan Taels.		Haikwan Taels.							
1905.		1906.		1907.		1908.		1909.		1905.		1906.		1907.		1908.		1909.		1905.		1906.		1907.		1908.		1909.	
86,472,343	78,738,292	77,562,700	72,560,900	68,229,788	18,064,270	13,298,315	12,107,645	12,554,797	19,579,097	8,479,343	7,538,292	7,562,700	7,256,900	6,829,788	18,064,270	13,298,315	12,107,645	12,554,797	19,579,097	1,538,747	934,297	777,952	796,506	625,870	71,328	194,563	202,791	202,791	240,626
13,523	13,523	13,523	13,523	13,523	55,252	53,079	53,079	53,484	13,974	1,538,747	934,297	777,952	796,506	625,870	71,328	194,563	202,791	202,791	240,626	1,538,747	934,297	777,952	796,506	625,870	71,328	194,563	202,791	202,791	240,626
2,387,658	4,406,736	1,130,374	1,202,661	1,390,947	406,391	731,391	701,466	1,148,138	1,254,411	148,071,198	141,936,457	155,642,016	150,252,300	150,471,229	81,452,643	82,740,427	97,226,434	92,107,963	96,919,388	2,387,658	4,406,736	1,130,374	1,202,661	1,390,947	406,391	731,391	701,466	1,148,138	1,254,411
34,798,437	32,318,732	32,913,847	30,498,855	40,433,828	2,720,540	1,750,020	3,179,695	4,090,111	4,813,447	34,798,437	32,318,732	32,913,847	30,498,855	40,433,828	2,720,540	1,750,020	3,179,695	4,090,111	4,813,447	34,798,437	32,318,732	32,913,847	30,498,855	40,433,828	2,720,540	1,750,020	3,179,695	4,090,111	4,813,447
4,061,088	3,662,427	5,347,638	5,418,410	6,778,823	3,863,481	3,736,135	4,059,515	3,786,160	4,799,522	4,061,088	3,662,427	5,347,638	5,418,410	6,778,823	3,863,481	3,736,135	4,059,515	3,786,160	4,799,522	4,061,088	3,662,427	5,347,638	5,418,410	6,778,823	3,863,481	3,736,135	4,059,515	3,786,160	4,799,522
277,342,994	265,056,408	273,505,107	260,730,090	267,930,485	106,374,505	102,389,629	117,529,802	113,927,591	127,622,465	277,342,994	265,056,408	273,505,107	260,730,090	267,930,485	106,374,505	102,389,629	117,529,802	113,927,591	127,622,465	277,342,994	265,056,408	273,505,107	260,730,090	267,930,485	106,374,505	102,389,629	117,529,802	113,927,591	127,622,465
1,653,572	2,069,174	9,216,818	2,687,199	6,044,872	2,324,692	2,885,545	1,700,077	2,333,151	1,920,085	1,653,572	2,069,174	9,216,818	2,687,199	6,044,872	2,324,692	2,885,545	1,700,077	2,333,151	1,920,085	1,653,572	2,069,174	9,216,818	2,687,199	6,044,872	2,324,692	2,885,545	1,700,077	2,333,151	1,920,085
1,340,511	2,978,582	1,525,966	1,136,828	1,013,364	488,111	626,899	757,214	1,081,665	2,354,629	1,340,511	2,978,582	1,525,966	1,136,828	1,013,364	488,111	626,899	757,214	1,081,665	2,354,629	1,340,511	2,978,582	1,525,966	1,136,828	1,013,364	488,111	626,899	757,214	1,081,665	2,354,629
9,554,334	12,594,880	10,581,048	8,449,883	10,858,266	2,956,686	2,801,882	3,978,652	4,387,805	5,059,763	9,554,334	12,594,880	10,581,048	8,449,883	10,858,266	2,956,686	2,801,882	3,978,652	4,387,805	5,059,763	9,554,334	12,594,880	10,581,048	8,449,883	10,858,266	2,956,686	2,801,882	3,978,652	4,387,805	5,059,763
3,811,634	4,281,074	3,158,626	2,403,458	2,181,627	18,872,233	25,353,964	30,658,585	32,129,193	38,598,327	3,811,634	4,281,074	3,158,626	2,403,458	2,181,627	18,872,233	25,353,964	30,658,585	32,129,193	38,598,327	3,811,634	4,281,074	3,158,626	2,403,458	2,181,627	18,872,233	25,353,964	30,658,585	32,129,193	38,598,327
14,846,075	17,341,708	16,177,400	14,639,252	15,188,966	5,377,649	5,763,386	7,093,870	7,529,464	7,529,464	14,846,075	17,341,708	16,177,400	14,639,252	15,188,966	5,377,649	5,763,386	7,093,870	7,529,464	7,529,464	14,846,075	17,341,708	16,177,400	14,639,252	15,188,966	5,377,649	5,763,386	7,093,870	7,529,464	7,529,464
424,794	406,742	608,813	508,524	465,882	8,170,304	8,316,199	8,038,074	9,849,124	8,851,046	424,794	406,742	608,813	508,524	465,882	8,170,304	8,316,199	8,038,074	9,849,124	8,851,046	424,794	406,742	608,813	508,524	465,882	8,170,304	8,316,199	8,038,074	9,849,124	8,851,046
1,468,127	1,352,604	1,318,528	1,278,023	1,774,122	493,204	594,492	1,017,016	2,086,819	4,672,938	1,468,127	1,352,604	1,318,528	1,278,023	1,774,122	493,204	594,492	1,017,016	2,086,819	4,672,938	1,468,127	1,352,604	1,318,528	1,278,023	1,774,122	493,204	594,492	1,017,016	2,086,819	4,672,938
150,199	142,108	721,031	428,488	469,571	344,901	117,696	237,414	447,437	550,029	150,199	142,108	721,031	428,488	469,571	344,901	117,696	237,414	447,437	550,029	150,199	142,108	721,031	428,488	469,571	344,901	117,696	237,414	447,437	550,029
1,753,701	371,681	1,494,204	1,320,296	2,095,855	2,185,927	1,439,356	2,169,560	2,594,981	2,917,080	1,753,701	371,681	1,494,204	1,320,296	2,095,855	2,185,927	1,439,356	2,169,560	2,594,981	2,917,080	1,753,701	371,681	1,494,204	1,320,296	2,095,855	2,185,927	1,439,356	2,169,560	2,594,981	2,917,080
61,315,248	61,952,356	57,461,410	52,500,960	59,975,187	35,464,963	33,304,931	39,347,476	37,119,948	51,568,155	61,315,248	61,952,356	57,461,410	52,500,960	59,975,187	35,464,963	33,304,931	39,347,476	37,119,948	51,568,155	61,315,248	61,952,356	57,461,410	52,500,960	59,975,187	35,464,963	33,304,931	39,347,476	37,119,948	51,568,155
4,490,324	5,487,874	6,136,756	6,385,075	6,838,169	546,526	431,419	510,020	665,221	1,204,423	4,490,324	5,487,874	6,136,756	6,385,075	6,838,169	546,526	431,419	510,020	665,221	1,204,423	4,490,324	5,487,874	6,136,756	6,385,075	6,838,169	546,526	431,419	510,020	665,221	1,204,423
2,921,923	5,780,198	5,844,116	5,822,398	5,321,908	4,823,693	4,614,785	4,091,762	4,418,406	4,674,068	2,921,923	5,780,198	5,844,116	5,822,398	5,321,908	4,823,693	4,614,785	4,091,762	4,418,406	4,674,068	2,921,923	5,780,198	5,844,116	5,822,398	5,321,908	4,823,693	4,614,785	4,091,762	4,418,406	4,674,068
825,692	2,384,684	2,576,953	1,806,726	1,660,033	1,41,285	152,020	99,154	175,973	105,587	825,692	2,384,684	2,576,953	1,806,726	1,660,033	1,41,285	152,020	99,154	175,973	105,587	825,692	2,384,684	2,576,953	1,806,726	1,660,033	1,41,285	152,020	99,154	175,973	105,587

COUNTRIES.

British Empire.

- United Kingdom.....
- Australia and New Zealand.....
- Africa, South and Mauritius.....
- Canada.....
- Hong Kong.....
- India.....
- Straits Settlements.....
- Totals, British Empire.....

All Other Countries.

- (Cochin China, Tonquin)
- and Annam.....)
- Continent of Europe, except
- Russia:—
- Austria-Hungary.....
- Belgium.....
- France.....
- Germany.....
- Italy.....
- Netherlands.....
- All other Europe.....
- Correa.....
- Japan, including For-
- mosa.....)
- Java and Sumatra.....
- Macao.....
- Mexico and Central America.....
- Philippine Islands.....

CHINA.

TOTAL Quantities and Values of the Principal Articles Imported for Consumption (Merchandise only) during the Years ended December 31, 1905 to 1909, inclusive.

NOTE:—The average value of the Haikwan Tael for 1905 was 73 cents, 1906, 80 cents, 1907, 79 cents, 1908, 65 cents, and for 1909, 63 cents. Pcnl=133·3 lbs. Gallon and ton, same as Canadian.

ARTICLES.	1905.		1906.		1907.		1908.		1909.	
	Quantity.	Value. Haikwan Tael.	Quantity.	Value. Haikwan Tael.	Quantity.	Value. Haikwan Tael.	Quantity.	Value. Haikwan Tael.	Quantity.	Value. Haikwan Tael.
Aniline dyes.....	553,851	554,528	913,310	867,878	1,592,147	1,428,169	1,411,194	1,400,401	1,655,999	1,641,878
Bags of all kinds.....	23,622,893	2,032,423	18,452,205	1,398,767	13,034,096	1,021,447	18,309,065	1,704,673	40,202,766	1,739,514
Bicho de mer.....	40,519	1,256,381	40,085	1,052,632	44,224	1,332,563	43,185	1,501,148	36,052	4,077,016
Braids.....	1,746,181	668,031	1,879,268	759,468	2,226,336	1,206,849	1,944,530	728,854	1,835,709	665,313
Bran, rice.....	553,851	1,745,898	913,310	1,535,924	1,592,147	2,226,875	1,411,194	2,119,005	1,835,955	865,034
Building materials and fittings.....	415,871	364,292	770,210	502,298	1,592,147	1,428,169	1,411,194	1,400,401	1,655,999	1,641,878
Cement.....	415,871	554,528	770,210	867,878	1,592,147	1,428,169	1,411,194	1,400,401	1,655,999	1,641,878
Cigars and cigarettes.....	1,932,861	4,734,579	1,567,708	6,254,862	1,406,928	4,125,654	1,510,616	5,286,144	1,520,461	540,800
Clocks and watches.....	1,932,861	888,451	1,567,708	1,548,328	1,406,928	1,046,277	1,510,616	591,935	261,443	1,847,448
Clothing, hats, &c.....	90,581	1,089,984	45,357	1,247,697	116,307	1,922,497	99,022	1,659,572	114,389	8,442,893
Coal and coke.....	90,581	7,121,953	45,357	8,765,957	116,307	7,688,599	99,022	8,435,618	114,389	2,000,913
Cotton, raw.....	488,189	1,540,142	736,102	728,105	1,708,979	1,704,765	379,723	1,746,406	383,041	874,964
Cotton and mfrs. of—	3,869,870	1,091,101	5,321,913	1,525,706	879,093	1,708,979	1,093,614	887,234	1,706,326	6,406,642
Chintzes and plaincotton prints.....	846,615	13,808,285	2,414,311	8,272,564	608,658	1,945,590	498,480	3,866,004	532,460	1,813,671
Drills.....	1,535,930	7,924,543	1,302,906	6,550,093	1,921,402	9,400,762	1,324,170	1,905,036	981,411	5,210,454
Flannels.....	1,271,252	3,752,696	705,480	1,990,856	460,223	1,231,380	910,918	3,086,139	841,979	2,682,100
Italians.....	9,428,380	31,129,853	2,352,448	8,531,806	2,135,737	9,996,080	1,199,054	7,539,250	1,007,009	4,834,004
Jeans.....	390,876	1,460,688	336,823	21,824,857	737,921	2,330,552	992,573	3,433,194	3,571,591	12,813,371
Lastings.....	6,827,967	18,537,424	4,904,483	12,065,891	3,482,666	8,764,908	4,887,157	14,914,738	4,559,144	12,806,376
Sheetings, gray.....	4,381,610	15,720,316	3,698,258	11,843,545	3,172,387	12,266,953	2,732,646	11,590,689	4,060,040	15,338,877
" gray.....	1,946,401	3,974,517	1,977,187	4,186,532	1,324,170	2,484,156	1,148,669	2,511,865	1,359,453	3,324,069
" white.....	67,208,997	65,131,769	57,510,308	46,172,457	62,463,360
Yarn and thread.....	6,770,903	7,988,238	8,076,937	5,367,526	7,826,547
Other cotton mfrs.....	181,452,953	152,727,845	118,915,923	110,898,379	137,291,430
Total cotton yarn and manufactures.....	181,452,953	152,727,845	118,915,923	110,898,379	137,291,430

CHINA.

TOTAL Quantities and Values of the Principal Articles Imported for Consumption, &c.—*Concluded.*

ARTICLES.	1905.		1906		1907.		1908.		1909.	
	Quantity.	Value. Haikwan Tael.	Quantity.	Value. Haikwan Tael.	Quantity.	Value. Haikwan Tael.	Quantity.	Value. Haikwan Tael.	Quantity.	Value. Haikwan Tael.
Stationery.....		659,210		890,235		747,465		733,674		839,352
Stores, household, marine and engineers'.....		2,824,702		2,334,791		4,378,946		2,691,118		2,656,815
Sugar, brown, white and candy.....	4,620,675	22,022,102	6,545,742	30,006,109	5,723,881	6,202,027	4,162,256	19,611,255	5,478,169	27,064,820
Tea.....	46,858	717,337	79,832	1,269,564	134,948	3,021,653	102,666	2,793,982	123,164	3,269,267
Timber of all kinds.....		3,118,407		5,397,166		6,126,330		4,791,389		3,362,784
Tobacco.....	90,874	1,614,323	130,259	1,650,075	133,275	1,637,752	84,262	1,643,064	62,049	1,237,101
Umbrellas.....	1,737,725	665,745	1,849,396	742,326	1,815,200	806,207	1,527,142	633,748	1,601,088	700,628
Wines, beer and spirits.....		3,028,417		1,874,934		2,222,287		2,688,566		3,073,796
Wood of all kinds (not including sandalwood, timber and eye- woods).....		646,543		742,011		1,331,630		1,637,757		987,944
Woolen manufactures.....		5,434,185		6,652,770		6,898,806		5,788,390		5,202,282
Total value of principal and other articles, net imports.....		447,100,791		410,270,082		416,401,369		394,505,478		418,158,067
Re-imported articles.....		14,093,741		18,020,205		12,670,293		15,049,175		11,890,539
Total imports.....		461,194,532		428,290,287		429,071,662		409,554,653		430,048,606

CHINA.

TOTAL Quantities and Values of the Principal Articles of Domestic Produce Exported, &c.—*Concluded.*

ARTICLES.	1905.		1906.		1907.		1908.		1909.	
	Quantity.	Value. Haikwan Taela.	Quantity.	Value. Haikwan Taela.	Quantity.	Value. Haikwan Taela.	Quantity.	Value. Haikwan Taela.	Quantity.	Value. Haikwan Taela.
Silk and manufactures of— <i>Con.</i>										
Other manufactures.		1,882,104		2,384,714		3,278,565		3,239,350		6,730,007
Totals.		70,393,833		71,295,525		89,084,034		82,914,361		90,021,271
Skins (fur)*		9,684,286		3,894,028		3,370,640		2,725,742		3,577,614
Straw braid..... Piculs	110,222	6,210,688	149,455	8,650,861	103,246	6,819,092	105,443	7,518,463	138,630	8,163,651
Sugar, brown, white and candy.....	519,211	2,194,490	173,295	743,388	111,705	403,676	241,500	1,004,217	169,398	739,186
Tallow.....	70,634	665,478	119,997	1,105,263	194,606	2,109,141	156,745	1,554,988	235,382	2,259,206
Tea, black.....	597,045	12,721,213	600,907	12,252,518	708,273	15,433,277	685,408	15,240,747	619,632	15,078,555
" dust.....	6,768	54,967	262	1,028	22,065	134,702	9,540	60,911	2,212	14,606
" green.....	242,128	8,292,474	206,925	7,645,421	264,802	9,172,335	284,055	9,722,307	281,079	9,735,518
" brick.....	518,498	4,253,038	586,727	6,475,705	604,226	6,767,151	590,815	7,724,994	584,976	7,909,352
" tablet.....	4,859	123,980	9,307	254,958	10,729	226,546	6,288	134,181	9,944	229,026
Tobacco, leaf and prepared.	157,912	2,312,713	165,477	2,215,913	157,781	2,507,394	149,857	2,389,996	182,293	2,679,038
Vermicelli and macaroni....	176,170	1,377,982	199,466	1,373,400	192,369	1,166,452	236,592	1,536,718	224,908	1,454,056
Wool.....	383,364	6,744,737	346,543	5,499,342	295,720	4,531,013	250,811	4,490,188	373,433	7,826,548
Total value of principal and other articles exported.....		227,888,197		236,456,739		264,380,697		276,660,403		338,992,814

* Includes 'Skins, Clothing and Rugs.'

SESSIONAL PAPER No. 10f

COLONY AND PROTECTORATE OF SOUTHERN NIGERIA.

VALUE of Total Imports and Exports from and to each Principal Country during the Years ended December 31, 1905 to 1909, inclusive. (*Including Coin and Bullion.*)

IMPORTS.					EXPORTS.				
COUNTRIES.					COUNTRIES.				
1905.	1906.	1907.	1908.	1909.	1905.	1906.	1907.	1908.	1909.
\$	\$	\$	\$	\$	\$	\$	\$	\$	\$
10,331,135	11,259,101	16,269,825	15,989,472	18,437,410	6,835,403	8,212,208	9,427,129	8,653,707	9,749,091
609,910	709,940	840,487	615,891	994,356	119,068	240,530	501,986	157,028	209,048
56,706	168,596	209,749	199,109	210,833	83,020	45,323	115,414	211,676	92,661
58,011	100,701	11	11	11	98,428	219			7,792
11,055,762	12,238,338	17,260,061	16,804,483	19,643,219	7,135,919	8,498,280	10,544,529	9,022,411	10,058,592
1,544,699	1,488,830	2,336,321	2,192,482	2,473,016	5,662,308	5,626,398	7,883,838	6,493,218	9,053,459
804,777	1,321,047	1,565,276	1,481,744	1,690,251	100,452	35,110	188,992	650,293	823,104
4,911					167,296	177,341	402,361	276,290	173,994
10,556					167,325				
522,865					7,588				
34,602			374,130	344,561		969,766	1,433,439	149,656	174,767
26,873	278,355	441,021							
2,725									
124,151									
3,135,759	3,089,232	4,342,618	4,048,356	4,507,828	6,175,560	6,838,615	9,908,630	7,569,457	10,231,324
11,055,762	12,238,338	17,260,061	16,804,483	19,643,219	7,135,919	8,498,280	10,544,529	9,022,411	10,058,592
14,191,521	15,321,570	21,002,979	20,852,839	24,151,047	13,311,479	15,336,895	20,453,159	16,591,868	20,289,916

British Empire.

United Kingdom.....
 Gold Coast.....
 Sierra Leone.....
 Other British Possessions.....
 Totals, British Empire.....

Foreign Countries.

Germany.....
 Holland.....
 Belgium.....
 France.....
 Porto Novo.....
 Other Foreign West African Ports.....
 United States.....
 Brazil.....
 Other Foreign Countries.....
 Totals, Foreign Countries.....
 Totals, British Empire.....
 Grand totals.....

COLONY AND PROTECTORATE OF SOUTHERN NIGERIA,

TOTAL Quantities and Values of the Principal Articles of Merchandise Imported during the Years ended December 31, 1905 to 1909, inclusive.

ARTICLES.	1905.		1906.		1907.		1908.		1909.	
	Quantity.	Value. \$	Quantity.	Value. \$	Quantity.	Value. \$	Quantity.	Value. \$	Quantity.	Value. \$
Apparel, wearing.....		273,127		300,808		464,231		371,482		281,481
Beads.....		137,809		88,719		136,354		197,883		173,798
Building materials.....		509,467		734,779		908,902		1,128,176		1,130,088
Coal.....	25,888	127,185	27,610	174,913	32,988	191,781	47,392	253,154	60,372	291,294
Coopers' stores (shooks only prior to 1906).....		73,107		444,559		596,001		654,318		813,190
Cotton goods.....		3,898,293		3,702,633		5,247,356		4,788,928		5,233,436
Earthenware.....		95,464		75,458		98,340		85,692		96,131
Flour.....	30,806	30,806		49,532		53,942		75,020		82,596
Grain—Rice.....	114,941	233,702	112,051	240,437	129,325	299,265	135,955	317,906	139,977	322,688
Guns.....	31,318	78,129	16,505	39,631	28,117	77,317	16,389	56,385	5,009	34,543
Gunpowder.....		80,489		53,752		1,328,908		98,423		869,362
Hardware, cutlery and machinery.....		71,773		56,648		69,875		89,109		107,816
Hardware, cutlery and machinery.....		502,045		522,884		972,617		895,563		1,121,635
Kola nuts.....	221,779	221,779	33,302	287,493	42,593	366,840	40,402	325,278	53,145	427,235
Marches.....	28,027	28,027		48,019		48,817		37,519		75,482
Oil—Kerosene.....	499,230	75,560	1,067,007	189,464	1,442,850	230,395	1,607,412	280,539	1,063,684	288,181
Provisions.....		336,986		374,100		532,894		512,299		546,886
Railway and bridge materials.....		315,778		388,008		412,426		1,430,420		2,432,977
Salt.....	28,308	204,716	27,391	190,155	30,799	231,561		184,611	32,951	922,723
Silk goods.....		156,833		293,543		236,695		206,989		160,381
Spirits—										
Geneva.....	2,119,997	1,093,774	2,708,855	1,225,290	3,208,554	1,536,942	2,404,969	1,236,099	2,573,950	1,230,060
Rum.....	523,842	131,820	505,626	138,125	738,775	210,565	722,429	240,792	438,030	134,023
Tobacco—										
Cigars and cigarettes.....		40,062		54,453		57,811		70,089		105,402
Other kinds.....	4,233,705	451,218	5,956,197	521,322	5,798,614	729,601	4,572,648	689,295	6,053,471	922,112
Wines.....	26,009	49,177	27,057	30,310	38,498	57,373	43,047	63,947	51,367	68,995
Woollen goods.....		86,933		87,405		132,665		126,781		141,191
All other articles.....		3,629,070		3,523,862		4,672,058		5,232,020		5,530,401
Totals (mdse).....		12,893,129		13,856,942		18,684,791		19,693,317		22,044,072
Coin and bullion.....		1,298,392		1,464,628		2,917,888		1,159,522		2,106,975
Total imports.....		14,191,521		15,321,570		21,602,679		20,852,839		24,151,047

SESSIONAL PAPER No. 10f

COLONY AND PROTECTORATE OF SOUTHERN NIGERIA.

Total Quantities and Values of the Principal Articles of Merchandise Exported during the Years ended December 31, 1905 to 1909, inclusive.

Articles.	1905.		1906.		1907.		1908.		1909.	
	Quantity.	Value.	Quantity.	Value.	Quantity.	Value.	Quantity.	Value.	Quantity.	Value.
Coal.....	50	257	97	94	94	711	1	10	1	10
Cocoa.....	1,058,308	82,329	1,619,987	131,663	2,089,226	232,821	3,060,609	5,019,150	349,991	349,991
Cotton, raw.....	1,377,378	77,210	2,695,923	202,268	4,089,530	472,276	2,294,356	5,432,916	5,025,580	5,025,580
Cotton goods.....	105,193	58,239	66,497	32,339	35,325	35,325
Country cloths.....	20,795	19,092	35,415	6,968	12,692	12,692
Ivory.....	13,098	17,476	11,894	12,473	8,129	8,524	13,378	7,752	12,093	12,093
Palm kernels.....	5,874,358	113,317	5,810,502	133,630	8,070,354	136,558	6,933,029	138,849	8,837,705
Palm oil.....	14,157,385	4,174,870	16,032,571	4,874,687	18,332,531	6,394,604	18,328,896	5,620,674	22,996,487	7,042,860
Potash.....	11,792	10,020	12,030	12,030	8,774	9,685
Rubber.....	3,114,735	1,214,890	3,434,279	1,494,441	2,843,823	1,192,270	1,222,203	479,512	1,388,009	530,836
Shea products (shea butter prior to 1907).....	957,602	48,642	813,120	33,088	7,222,634	153,840	9,603,798	290,745	22,482,006	405,193
Spirits—Rum.....	1,132	1,022	40	54	4,877	895	1,755	380	5,300	915
Wood and timber—Mahogany.....	229,575	334,427	336,973	375,531	225,676
All other articles.....	586,668	1,377,517	1,822,329	2,056,840	2,057,078
Totals (nduse).....	12,445,086	14,358,568	18,801,549	16,234,767	20,022,619
Coin and bullion.....	866,393	978,327	1,651,610	357,101	297,297
Total exports.....	13,311,479	15,336,895	20,453,159	16,591,868	20,289,916

CYPRUS.

VALUE of the Total Imports and Exports from and to each Principal Country during the Years ended December 31, 1905 to 1909, inclusive. (Including Coin and Bullion.)

IMPORTS.					EXPORTS.				
COUNTRIES.					COUNTRIES.				
1905.	1906.	1907.	1908.	1909.	1905.	1906.	1907.	1908.	1909.
£	£	£	£	£	£	£	£	£	£
707,375	745,291	944,494	770,515	704,002	433,484	634,609	964,800	753,656	655,915
13,179	10,186	40,622	30,840	20,192	3,290	13,524	9,256	41,853	5,884
720,554	755,477	985,116	801,355	724,194	436,774	648,133	974,146	795,509	661,799
<i>Foreign Countries.</i>									
239,498	284,997	332,558	341,196	328,412	108,279	122,251	95,498	62,351	118,479
30,076	46,423	59,777	66,722	58,385	10,132	988	20,250	623	1,835
364,061	716,554	600,034	465,511	401,461	869,878	898,275	955,185	1,399,181	894,887
199,468	135,566	200,896	181,361	233,873	294,443	329,882	408,454	374,665	348,779
81,629	85,604	96,355	124,489	102,881	5,032	4,920	5,441	38,733	54,983
74,660	84,544	86,524	100,394	116,586	23,715	23,920	115,311	69,170	43,815
190,355	228,748	278,802	231,843	194,161	57,495	50,915	51,002	26,421	22,440
15,642	21,369	48,584	76,256	47,494	63	565	49	170	234
462,391	530,681	662,297	565,414	642,648	210,225	165,145	345,504	264,547	312,683
7,923	11,349	5,124	29,312	14,035	13,038	5,635	3,653	1,669
29,861	33,531	69,889	51,756	79,069	102,703	97,220	114,126	145,877	73,740
1,625,564	2,179,386	2,435,630	2,210,046	2,234,282	1,696,000	1,707,119	2,116,455	2,385,291	1,872,844
720,554	755,477	985,116	801,355	724,194	436,774	648,133	974,146	795,509	661,799
2,346,118	2,934,863	3,420,746	3,011,401	2,958,476	2,132,774	2,355,252	3,030,691	3,180,800	2,534,643

CYPRUS.

TOTAL Quantities and Values of the Principal Articles of Merchandise Imported during the Years ended December 31, 1905 to 1909, inclusive.

ARTICLES	1905		1906		1907		1908		1909	
	Quantity.	Value.	Quantity.	Value.	Quantity.	Value.	Quantity.	Value.	Quantity.	Value.
		£		£		£		£		£
Agricultural implements.....										
Ale and beer.....		3,256		20,260		13,641		4,156		2,949
Animals.....	No.	8,404		13,086		16,878		13,198		14,206
Arms and ammunition.....	No.	1,567	720	13,297	1,135	22,625	2,648	18,153	307	1,105
Books.....		5,562		12,455		19,724		26,387		18,352
Bricks and tiles.....	No.	3,285		11,539		15,369		4,842		15,413
Butter.....	Cwt.	503,879	631,734	609,324	11,841	330,097	2,485	27,214	1,196,178	24,046
Candles.....	Cwt.	1,994	11,174	2,712	46,136	788	8,034	43,571	3,207	55,383
Cheese.....	"	575	860	8,317	10,312	471	7,378	894	8,385	8,385
Coal.....	Tons.	394	9,451	523	8,044	471	7,378	615	9,708	9,708
Coffee.....	Cwt.	3,224	4,072	7,780	51,878	3,106	21,773	4,159	28,805	28,805
Copper, unwrought.....	"	3,339	4,205	4,184	41,464	5,013	45,635	4,622	40,812	40,812
Corn.....		635	13,296	628	17,997	826	16,398		12,079	12,079
Beans and peas.....	Cwt.	3,648	10,210	5,846	16,707	11,030	31,969	22,522	7,627	23,009
Flour.....	"	20,486	46,071	23,519	57,339	18,410	47,781	19,014	70,308	214,338
Vetches.....	Bush.	862	414	13,132	8,551	61,607	54,555	57,359	69,851	66,168
Wheat.....	"	535	638	25,432	22,100	20,563	25,389	66	60,830	76,173
Cotton piece goods.....			224,480	261,997	336,452			258,162		224,373
" yarn and thread.....	Cwt.	9,120	8,204	11,128	194,866	9,631	168,994	10,031	159,646	159,646
Earthenware and glassware.....			39,070	37,566	48,073			52,428		50,305
Fish, dried, &c.....	Cwt.	2,498	14,069	3,273	20,416	6,124	38,734	4,121	4,030	24,367
Fruits.....	"	2,673	7,456	2,157	6,604	3,361	11,247	2,972	3,508	9,743
Furniture.....			13,140	13,520		13,737		10,346		16,318
Haberdashery and millinery.....			51,791	65,267		103,772		76,144		103,923
Hardware and cutlery.....			19,180	17,695		20,669		18,226		14,512
Hides and skins.....	No.	9,585	10,108	17,892	15,856	38,561	19,812	18,452	13,372	13,638
Iron and steel, unwrought.....	Cwt.	10,783	21,817	11,328	23,214	13,690	32,393	18,936	21,697	21,697
Iron manufactures.....			40,783	49,129		70,703		61,963		41,143
Indigo.....	Lbs.	20,518	18,562	6,362	12,697	19,225	18,508	14,994	19,253	16,795
Jewellery.....			4,171	6,225		12,848		4,701		5,986
Leather and leather mfrs.....			122,630	124,679		169,317		165,116		149,372

CYPRUS.
Total Quantities and Values of the Principal Articles of Merchandise Imported, &c.—*Concluded.*

ARTICLES.	1905.		1906.		1907.		1908.		1909.	
	Quantity.	Value. \$	Quantity.	Value. \$	Quantity.	Value. \$	Quantity.	Value. \$	Quantity.	Value. \$
Linens and hump manufactures.....		9,388		13,661		12,950		10,750		10,006
Machinery.....		35,872		94,204		108,507		59,553		61,256
Matches.....	28,363	6,906		11,680	49,362	10,804	48,673	10,726	67,276	14,605
Medicines and medical appliances.....		13,140		12,819		16,294		16,303		16,751
Musical instruments.....		2,793		3,241		5,519		5,348		4,010
Oils—										
Olive.....	5,291	41,386		61,330	8,981	82,353	788	7,100	3,851	43,138
Petroleum.....	204,610	36,563		75,268	335,508	57,202	579,050	99,124	535,634	83,229
Paints and colours.....	623	3,061		3,632	996	5,324	940	4,468	1,076	3,276
Paper and paper goods.....		11,164		10,458		15,354		13,539		13,091
Perfumery.....		3,932		4,151		5,285		4,511		4,448
Provisions.....		30,850		44,438		39,405		40,018		48,740
Rice.....	15,516	34,329		33,731	17,372	39,507	18,514	47,061	20,822	48,871
Sacks.....	325,048	42,296		52,901	398,738	78,957	502,651	72,867	296,506	34,461
Silk manufactures.....		28,021		36,768		43,128		24,567		20,629
Soap.....	7,716	48,384		56,097	8,697	38,079	9,337	62,654	9,204	72,688
Stationery and playing cards.....		10,162		14,478		14,770		14,790		14,001
Stores: Government and mili- tary.....		228,334		159,218		122,187		141,746		87,600
Sugar.....	21,010	82,388		96,014	30,656	102,482	32,196	113,208	29,663	106,985
Timber and firewood.....		168,384		119,735		144,549		161,943		142,077
Tobacco leaf.....	4,386	79,107		65,082	4,772	89,673	4,873	92,262	4,645	94,331
Tumbeki.....	42,260	3,084		11,407	77,815	12,580	69,996	8,691	37,064	4,380
Woollen manufactures.....		116,459		118,479		151,572		170,828		141,401
All other articles.....		154,550		292,734		309,468		332,814		288,719
Totals (mdse).....		2,093,334		2,440,420		3,061,396		2,761,561		2,825,553
Coin and bullion.....		252,784		494,443		359,356		249,840		135,923
Total imports.....		2,346,118		2,934,863		3,420,746		3,011,401		2,958,476

CYPRUS.

TOTAL Quantities and Values of the Principal Articles of Merchandise Exported during the Years ended December 31, 1905 to 1909, inclusive.

ARTICLES.	1905.		1906.		1907.		1908.		1909.	
	Quantity.	Value. \$	Quantity.	Value. \$	Quantity.	Value. \$	Quantity.	Value. \$	Quantity.	Value. \$
Animals..... No.	32,355	156,765	52,352	133,298	13,743	106,682	8,834	94,870	10,634	124,378
Aniseed..... Cwt.	2,914	13,179	3,149	15,051	1,908	11,028	1,110	5,863	460	2,555
Cheese..... " "	4,705	35,259	2,511	20,625	2,200	22,187	2,786	28,348	2,367	23,978
Carobs..... Tons.	23,187	414,178	44,955	766,267	42,381	737,835	57,010	919,026	44,053	768,797
Corn—Beans and peas..... Cwt.	20,724	27,846	15,834	22,367	7,436	12,678	8,412	14,414	4,706	8,415
Barley..... Bush.	1,060,619	421,049	610,519	277,824	1,435,460	727,946	838,947	448,365	496,385	273,813
Oats..... " "	142,803	45,007	49,452	16,741	75,581	26,708	35,437	12,804	36,898	13,188
Wheat..... " "	147,405	107,719	41,593	34,038	251,632	221,905	517,295	489,951	4,469	5,012
Cotton, raw..... Cwt.	4,223	42,797	4,044	46,487	5,025	58,370	4,567	52,365	10,810	136,866
" manufactures..... " "	1,760	2,322	9,860	6,195	11,869	24,369
Flax..... Cwt.	8,607	3,879	3,931	5,183	2,178	2,798	2,314	3,012	619	3,947
Fruits—Grapes..... No.	6,885,495	22,513	8,421,217	28,473	7,399	5,650	5,669,320	6,477	7,078	17,140
Oranges and lemons..... " "	46,835	41,372	42,374	39,454	56,172	54,886	43,113	24,113	4,940,875	60,425
Pomegranates..... Cwt.	47,066	72,659	56,692	126,354	40,498	88,826	57,101	52,413	68,781	62,376
Raisins..... " "	6,131	13,111	4,968	16,884	7,841	25,934	4,683	87,459	4,931	15,057
Other fruit..... Tons.	15,973	42,501	20,597	55,660	24,209	68,148	20,992	57,562	10,920	29,755
Gypsum..... Cwt.	1,745	51,387	2,122	73,268	1,266	49,795	1,772	40,189	1,919	59,534
Hides and skins..... Cwt.	30,564	59,904	26,500	53,962	20,007	47,460	10,922	25,501	6,041	14,274
Lanseed..... " "	3,293	10,979	288	949	2,171	3,782	213	1,119
Seasame..... " "	1,072	93,878	1,197	105,558	1,409	149,825	1,071	87,673	1,127	106,874
Silk cocoons..... Galls.	65,522	24,674	59,063	19,423	49,880	22,566	49,230	23,826	67,216	21,847
Spirits..... Lbs.	5,618	18,367	2,078	6,853	23,559	92,486	4,071	15,271	7,529	26,810
Sponges..... Cwt.	63,339	10,137	72,681	13,349	57,083	12,955	60,220	14,225	25,492	8,395
Straw..... Tons.	3,556	7,825	7,207	6,069	13,454	15,461	10,998	14,162	40	44
Sumac and shima..... Tons.	2,761	6,818	2,255	6,258	6,519	20,279	2,254	16,407	3,376	20,012
Terra umbra..... Lbs.	23,635	10,989	19,216	13,958	32,572	26,382	33,961	5,717	3,767	667
Tobacco and tumbeki..... Cwt.	45,579	31,380	50,048	38,530	52,451	48,389	50,159	44,408	57,098	47,786
Vegetables..... Galls.	211,979	12,091	11,422	209,691	2,001	12,001	209,507	11,865	221,091	11,827
Vinegar..... " "	1,021,300	110,905	914,340	109,402	962,572	116,249	887,545	115,815	974,850	106,880

CYPRUS.
 TOTAL QUANTITIES AND VALUES OF THE PRINCIPAL ARTICLES OF MERCHANDISE EXPORTED, &c.—*Concluded.*

ARTICLES.	1905.		1906.		1907.		1908.		1909.	
	Quantity.	Value.	Quantity.	Value.	Quantity.	Value.	Quantity.	Value.	Quantity.	Value.
Wool, raw..... Cwt.	4,746	\$ 53,577	4,102	\$ 54,799	3,324	\$ 40,534	3,503	\$ 34,475	4,851	\$ 54,584
All other articles.....	89,408	119,997	69,358	90,941	135,688
Totals (indse).....	2,063,775	2,200,040	2,937,179	2,865,991	2,189,757
Coin and bullion.....	68,999	95,212	153,422	314,809	344,886
Total exports.....	2,132,774	2,355,252	3,090,601	3,180,800	2,534,643

SESSIONAL PAPER No. 10f

DENMARK.

VALUE of the Total Imports and Exports of Merchandise from and to each Principal Country during the Years ended December 31, 1905 to 1909, inclusive.

NOTE:—Krone=26·8 cents.

		IMPORTS.					EXPORTS.				
		1905.	1906.	1907.	1908.	1909.	1905.	1906.	1907.	1908.	1909.
		Kroner.	Kroner.	Kroner.	Kroner.	Kroner.	Kroner.	Kroner.	Kroner.	Kroner.	Kroner.
	United Kingdom.....	100,142,000	110,592,000	135,008,000	109,460,000	113,502,000	279,943,000	291,172,000	311,774,000	337,033,000	329,567,000
	Africa.....	302,000	76,000	76,000	583,000	414,000	519,000	32,000	269,000	37,000	382,000
	Austria-Hungary.....	715,000	945,000	736,000	1,471,000	1,013,000	6,000	29,000	27,000	69,000	31,000
	Danish Provinces.....	409,000	1,058,000	4,081,000	3,480,000	1,222,000					
	East Indies, China, &c.....	3,121,000	5,399,000	7,500,000	9,407,000	10,546,000	757,000	3,598,000	6,068,000	3,360,000	3,764,000
	Belgium.....	9,602,000	10,572,000	9,323,000	9,692,000	10,417,000	1,641,000	2,128,000	1,841,000	1,428,000	1,981,000
	France.....	14,239,000	17,393,000	17,278,000	16,411,000	16,264,000	1,611,000	1,579,000	1,160,000	658,000	1,026,000
	Germany.....	207,336,000	233,622,000	257,837,000	238,475,000	256,033,000	128,054,000	124,385,000	129,392,000	121,895,000	133,051,000
	Greece and Turkey.....	2,000	4,000	29,000	35,000	249,000		26,000	25,000	48,000	100,000
	Greenland and Faroe Isles.....	1,357,000	1,622,000	1,803,000	1,830,000	2,216,000	1,304,000	1,377,000	1,531,000	1,553,000	1,297,000
	Holland.....	16,395,000	18,454,000	22,918,000	17,982,000	22,094,000	786,000	716,000	1,010,000	2,587,000	2,099,000
	Iceland.....	4,332,000	5,322,000	6,096,000	3,329,000	6,013,000	3,848,000	4,762,000	5,140,000	4,038,000	3,507,000
	Italy.....	1,395,000	1,355,000	1,833,000	2,372,000	2,175,000	31,000	250,000	43,000	25,000	149,000
	North America:—										
	Canada.....	100,118,000	128,613,000	124,128,000	112,910,000	86,196,000	20,630,000	25,544,000	27,398,000	24,780,000	31,987,000
	United States.....	223,000	22,000	22,000							
	Other (Mexico).....	9,899,000	12,168,000	13,653,000	10,717,000	10,674,000	15,447,000	14,280,000	18,500,000	22,079,000	18,600,000
	Norway.....	2,177,000	2,042,000	3,058,000	3,315,000	3,241,000	10,000	50,000	3,000	4,000	53,000
	Portugal (includes Madeira).....	61,340,000	77,347,000	76,469,000	66,673,000	83,248,000	29,788,000	32,391,000	33,390,000	40,129,000	29,838,000
	Russia.....										
	South America:—										
	Brazil.....	276,000	6,000		11,658,000	8,939,000	13,000				88,000
	Other.....	2,433,000	2,253,000	3,154,000	2,319,000	2,925,000		21,000	731,000	195,000	
	Spain.....	58,981,000	62,628,000	67,173,000	58,030,000	58,274,000	228,000	15,000	19,000	4,000	274,000
	Sweden.....	356,000	428,000	472,000	425,000	654,000	41,573,000	48,385,000	53,071,000	46,130,000	39,542,000
	Switzerland.....	2,000	3,000	24,000	1,000	40,000			3,000		
	West Indies, Danish.....	224,000	4,000	145,000	617,000	361,000		25,000	30,000	32,000	4,000
	Other.....	23,528,000	30,523,000	32,952,000	29,088,000	28,316,000	1,102,000	526,000	519,000	673,000	287,000
	Totals.....	622,526,000	725,626,000	788,866,000	711,608,000	725,037,000	533,548,000	559,508,000	604,922,000	616,943,000	608,081,000

DENMARK.

TOTAL Quantities and Values of the Principal Articles Imported (Merchandise only) during the Years ended December 31, 1905 to 1909, inclusive.

NOTE:—Krone = 26·8 cents. Pound = 1·102 lbs. Ton = 2,204 lbs. Pot = 2126 galls.

ARTICLES.	1905.		1906.		1907.		1908.		1909.		
	Quantity.	Value.	Quantity.	Value.	Quantity.	Value.	Quantity.	Value.	Quantity.	Value.	
		Kroner.		Kroner.		Kroner.		Kroner.		Kroner.	
Animals:—											
Horses.....	No.										
Cattle.....	"	9,743	3,655,000	24,034	7,614,000	24,195	7,883,000	17,022	5,524,000	10,862	3,367,000
Sheep, goats and swine.....	"	12,651	2,348,000	10,655	1,951,000	4,120	577,000	1,696	290,000	2,952	390,000
Bran.....	Pund.	2,988	53,000	1,358	32,000	361	6,000	453	16,900	1,159	69,000
Butter.....	"	172,207,000	8,107,000	184,975,000	8,551,000	165,614,356	8,286,000	114,285,812	5,643,000	157,004,200	7,370,000
Cheese.....	"	37,989,000	32,072,000	37,623,000	32,589,000	36,876,656	30,872,000	29,742,620	27,538,000	32,042,800	29,098,000
Cocoa.....	Tons.	2,504,000	34,495,000	1,690,000	1,201,000	1,666,000	1,167,000	1,563,346	1,092,000	1,593,800	1,111,000
Cocoa and chocolate.....	Pund.			2,808,000	41,606,000	3,606,076	51,987,000	3,116,172	49,764,000	3,259,492	47,724,000
Coffee, raw, not roasted.....	"	34,075,000	13,457,000	35,484,000	14,004,000	36,584,614	13,124,000	35,857,634	12,550,000	48,053,200	16,350,000
Cordage.....	"			5,979,000	1,997,000	7,113,000	2,388,000	6,177,873	1,869,000	9,372,400	2,508,000
Cotton raw.....	"			22,860,000	11,547,000	19,360,000	10,646,000	21,460,891	10,408,000	15,577,600	8,100,000
" yarn.....	"	4,997,000	4,801,000	4,400,000	4,271,000	4,007,032	4,510,000	2,728,476	2,876,000	3,699,300	4,133,000
" flax and hemp manu- factures.....	"	17,843,000	19,039,000	19,530,000	21,584,000	20,436,464	22,689,000	17,647,371	17,717,000	19,378,104	19,495,000
Faerthenware and chinaware.....	"				4,940,000		4,990,000		3,381,000		3,355,000
Figs.....	"				5,282,000		3,625,000		2,613,000		2,709,000
Fish, fresh.....	Pund.	16,235,000	1,590,000	24,902,000	2,300,000	25,806,520	2,262,000	42,950,130	3,282,000	47,024,000	3,490,000
" preserved.....	"	33,067,000	5,130,000	41,408,000	6,542,000	48,906,971	6,763,000	45,592,187	6,280,000	55,796,766	6,535,000
Fruits.....	"			41,430,000	8,246,000	45,530,000	10,433,000		12,032,000		9,233,000
Glass and glassware.....	"			17,320,000	3,252,000	18,490,000	3,498,000		3,254,000		2,430,000
Grain:—											
Barley.....	"	209,805,000	9,378,000	133,847,000	6,277,000	50,386,231	2,912,000	95,554,108	5,253,000	234,287,000	12,417,000
Buckwheat.....	"			3,450,000	200,000	2,800,000	218,000	2,653,200	208,000	2,526,600	164,000
Maize.....	"	583,922,000	26,393,000	1,625,884,000	45,638,000	911,655,171	43,759,000	536,460,202	28,701,000	473,182,000	26,107,000
Malt.....	"			4,950,000	545,000	5,370,000	591,000	4,666,034	560,000	1,712,000	197,000
Oats.....	"	71,119,000	3,748,000	69,616,000	3,759,000	46,332,658	2,729,000	102,567,368	5,436,000	128,910,600	7,477,000
Peas and beans.....	"			9,210,000	745,000	10,496,000	826,000	13,501,366	1,216,000	15,639,200	1,269,000
Rice.....	"			21,350,000	2,135,000	20,856,000	2,397,000	19,440,422	2,333,000	24,260,100	2,863,000
Rye.....	"	256,106,000	13,266,000	249,447,000	13,096,000	216,177,498	14,419,000	237,120,311	15,579,000	295,779,400	17,984,000
Wheat.....	"	187,943,000	12,046,000	264,027,000	16,238,000	204,406,905	14,554,000	246,509,642	18,168,000	220,588,000	17,647,000

DENMARK.

TOTAL Quantities and Values of the Principal Articles of Domestic Produce Exported (Merchandise only) during the Years ended December 31, 1905 to 1909, inclusive.

NOTE:—Krone=26·8 cents. Pund=1·102 lbs. Pot. = 2126 galls.

ARTICLES.	1905.		1906.		1907.		1908.		1909.	
	Quantity.	Value. Kroner.	Quantity.	Value. Kroner.	Quantity.	Value. Kroner.	Quantity.	Value. Kroner.	Quantity.	Value. Kroner.
Animals:—Horses..... No.	29,421	19,149,000	25,411	17,410,000	19,716	13,654,000	18,631	12,366,000	22,653	15,000,000
" Cattle..... " "	123,679	27,827,000	105,102	24,579,000	98,640	23,091,000	121,635	27,260,000	124,903	27,021,000
" Sheep and goats " "	1,736	61,000	1,139	46,000	756	30,000	711	28,000	511	20,000
" Swine..... " "	36	2,100	57	4,000	86	5,000	14	1,000	43	4,000
Beer..... Pottier.	3,382,000	815,000	8,979,000	726,000	3,993,215	754,000	4,018,577	744,000	3,688,300	661,000
Butter..... Pund.	153,362,000	150,390,000	154,357,000	156,363,000	166,313,889	162,988,000	174,077,811	178,450,000	174,119,700	174,989,000
" in boxes hermetically sealed..... " "	4,377,000	5,193,000	4,440,000	5,417,000	4,989,472	6,087,000	3,785,891	4,649,000	4,318,800	5,312,000
Cement..... " "	905,000	1,254,000	1,709,000	2,243,000
Earthenware and glassware..... " "	1,238,000	1,351,000	1,360,000	1,421,000
Eggs..... Score.	20,733,000	24,775,000	19,765,000	25,496,000	20,106,106	26,540,000	21,254,325	27,418,000	19,206,987	26,121,000
Fish, fresh..... Pund.	42,214,000	6,787,000	44,000,000	7,000,000	50,931,929	7,800,000	46,153,863	7,378,000	43,079,100	6,900,000
" preserved and salted..... " "	120,000	46,000	149,000	40,000	180,224	47,000	121,461	31,000	325,850	53,000
Grain and flour:—										
Barley..... " "	92,743,000	5,750,000	76,143,000	4,721,000	78,061,243	5,191,000	91,184,004	6,291,000	60,274,100	3,978,000
Wheat..... " "	13,263,000	862,000	11,221,000	696,000	18,394,060	1,324,000	23,320,929	1,633,000	11,613,000	929,000
Wheat flour..... " "	4,691,000	405,000	3,173,000	301,000	3,613,396	3,862,000	4,110,518	423,000	2,201,510	248,000
" prepared and manu- factured..... " "	17,530,000	12,100,000	16,731,000	12,700,000	14,977,487	11,233,000	17,525,390	12,267,000	18,589,700	14,310,000
Iron and steel manufactures..... " "	76,000	102,000	210,000	295,000	211,556	438,000	106,000	245,000	111,236	249,000
Lard and fat..... " "	10,773,000	4,956,000	13,300,000	5,532,000	14,599,456	5,705,000	10,038,260	5,644,000	7,818,668	5,680,000
Meat:—Hams, sausages, &c..... " "	5,612,000	2,460,000	6,078,000	2,737,000	6,757,594	3,033,000	8,634,071	3,871,000	7,103,300	3,290,000
Milk and cream..... " "	220,936,000	94,819,000	213,651,000	93,995,000	246,652,118	107,227,000	281,385,563	112,755,000	258,029,300	119,134,000
Oils..... " "	38,569,000	5,985,000	38,446,767	6,061,000	44,587,040	8,262,000
Ores..... " "	9,650,000	3,300,000	9,500,000	3,250,000	9,455,063	2,930,000	9,463,740	3,113,000
Paper..... " "	36,490,000	1,870,000	37,250,000	1,937,000	39,738,870	1,987,000	43,091,700	1,950,000
Seeds, other than oleaginous..... " "	1,650,000	166,000	2,080,000	188,000	253,000	152,000
Ships..... " "	1,420,000	575,000	950,000	530,000	835,000	585,000	710,000	550,000	1,634,200	595,000
.....	2,869,000	9,624,000	6,587,000	3,900,000

SESSIONAL PAPER No. 10f

Spirits.....	Potter.	423,000	107,000	291,000	111,000	336,584	111,000	245,823	77,000	403,820	134,000
Stone and manufactures of.....		56,000	957,000	27,000	955,000	1,223,000	958,000	996,000
Sugar.....	Pund.	395,000	7,000	414,000	3,000	30,992	4,000	39,131	6,000	1,911,700	169,000
Tobacco, manufactures of.....	"	718,000	783,000	426,323	850,000	495,862	901,000	403,662	913,000
Wood and manufactures of.....	Pund.	2,119,000	413,000	498,000	477,000	573,000	902,000
Wool, raw.....	"	37,000	2,013,000	2,241,000	2,100,000	1,736,084	1,600,000	1,754,238	1,415,000	1,703,000	1,380,000
" manufactures.....	"	200,000	23,000	195,000	18,464	64,000	19,670	87,000	23,352	92,000
Total value of principal and other articles exported.....		390,916,000	393,512,000	416,863,000	616,943,000	608,081,000

SESSIONAL PAPER No. 10f

EGYPT.
Total Quantities and Values of the Principal Articles Imported for Consumption (Merchandise only) during the Years ended
December 31, 1905 to 1909, inclusive.

NOTE:—£ Egyptian = \$4.94. Kilog = 2.204 lbs. Hectol = 21.99 galls. Metre = 39.37 inches.

ARTICLES.	1905.		1906.		1907.		1908.		1909.	
	Quantity.	Value.	Quantity.	Value.	Quantity.	Value.	Quantity.	Value.	Quantity.	Value.
		£ Egyptian.		£ Egyptian.		£ Egyptian.		£ Egyptian.		£ Egyptian.
Butter, fresh and salted... Kilogs.	1,391,145	103,129	1,342,082	104,358	1,597,131	130,175	1,947,403	112,514	1,125,058	98,339
Cheese... "	4,314,740	156,866	4,565,367	172,760	3,923,963	423,650	4,115,344	159,524	4,058,386	184,343
Clothing, ready-made... Tons (a)	1,132,635	852,687	1,409,754	353,397	1,576,334	1,389,861	1,483,843	1,476,391	1,403,125	1,135,790
Coal... Kilogs.	6,348,870	244,599	8,346,970	334,300	6,793,258	261,739	9,691,797	343,825	8,616,040	321,672
Coffee... Hectols.	429,185	201,878	278,158	125,111	226,269	112,838	249,759	145,509	67,550	41,309
Corn:—Wheat... Kilogs.	2,743,091	203,100	2,506,199	198,106	2,912,474	229,749	3,024,910	228,942	2,459,473	180,992
Cotton yarn... Kilogs.			42,607	45,009		56,982		63,494		68,335
Cotton thread for sewing... "	23,743,823	2,999,131	23,686,381	3,109,715	33,102,394	3,168,088	36,144,811	3,276,232	43,647,865	3,046,766
Cotton piece goods... "	121,422,087	989,465	149,737,413	1,236,200	140,630,720	1,927,086	170,975,118	1,753,270	170,281,459	1,792,214
Flour of wheat and maize... Kilogs.	791,182	136,969	867,237	143,859	819,801	133,897	781,153	117,768	656,407	96,085
Indigo... "										
Iron and steel manufactures... "		1,028,414		1,568,875		1,868,180		1,165,842		884,737
Linon, manufactures of... "		124,030		139,971		154,265		128,928		115,797
... hosiery, drapery, &c... "		456,573		498,290		669,629		453,412		493,829
Machinery and locomotives... "		855,826		1,205,301		1,069,537		796,843		531,898
Petroleum... Casks	784,319	270,178	551,846	202,479	372,920	297,000	72,173	358,915	11,581	379,018
Rice... Kilogs.	40,814,206	315,386	46,182,307	372,107	43,306,473	385,669	46,480,795	406,370	53,777,220	446,697
Sacks, empty... "	11,228,449	235,591	9,740,923	211,950	9,308,485	252,836	11,282,626	250,651	12,054,241	235,806
Silks, thrown or in yarn... "	185,868	127,584	197,051	132,521	231,657	172,600	243,572	173,283	161,144	102,792
Soap, common... "	4,988,710	86,651	6,962,386	144,425	5,617,417	124,794	8,929,432	212,932	5,836,283	147,662
Tobacco, raw and man'f'd... "	8,078,215	687,387	8,377,923	695,452	8,632,956	716,207	8,791,760	860,542	8,641,788	839,185
Wine... Doz. bottles.	41,359	171,601	46,337	177,786	50,047	196,047	35,794	163,015	36,500	157,565
Wood for building... "		1,311,039		1,307,493		1,307,493		1,424,593		1,100,893
... for fuel... 1,000 kilogms.	32,027	29,765	39,283	35,981	28,945	27,351	32,588	30,170	27,829	26,722
Woolen and silk manufactures (including also mixed tissues)...		818,892		789,738		1,108,904		874,450		741,637
Total value of principal and other articles imported...		21,564,000		24,011,000		26,121,000		25,100,000		22,230,000

(a) English tons of 1,016 kilogrammes.

EGYPT.

TOTAL Quantities and Values of the Principal Articles of Domestic Produce Exported (Merchandise only) during the Years ended December 31, 1905 to 1909, inclusive.

NOTE :—£ Egyptian = \$4.94. Kilog = 2.204 lbs. Cantar = 99 65 lbs. Hectol = 21.99 galls.

ARTICLES.	1905.		1906.		1907.		1908.		1909.	
	Quantity.	Value. £ Egyptian.	Quantity.	Value. £ Egyptian.	Quantity.	Value. £ Egyptian.	Quantity.	Value. £ Egyptian.	Quantity.	Value. £ Egyptian.
Beans	418,559	159,842	23,089	11,462	41,249	19,645	19,553	11,947	6,505	
Corn :—Wheat	49,908	24,106	46,237	23,165	49,207	23,524	44,689	8,780	5,113	
" Maize	10,081	3,434	7,500	3,022	32,605	11,861	19,455	22,029	10,387	
Cotton	6,527,082	15,806,440	6,696,567	20,523,002	6,859,220	23,597,844	6,348,489	6,952,478	21,477,739	
Cotton-seed	6,899,460	1,714,011	7,312,397	2,180,632	7,818,699	2,655,067	7,408,478	6,550,650	2,432,930	
Hides and skins, untanned	2,062,628	103,782	2,607,424	154,821	2,242,565	126,636	2,282,162	3,953,725	189,453	
" " tanned	290,299	23,914	268,651	20,728	214,241	16,534	234,405	348,927	291,779	
Oilcake	67,114	214,764	74,454	238,293	66,015	211,251	67,426	215,765	75,004	
Onions	112,384	393,349	80,597	217,030	64,999	162,555	79,574	198,962	73,837	
Rags	1,737	4,084	2,270	5,431	1,434	3,093	1,571	3,285	
Sugar (from the cane)	30,756,000	399,996	4,760,840	43,199	4,176,058	37,071	3,918,575	50,016	4,530,270	
Tobacco :—Cigarettes	702,813	554,372	590,047	465,863	491,894	393,509	436,258	364,997	457,232	
Wool, raw	1,728,056	129,369	2,144,483	120,314	1,857,233	103,976	1,193,056	53,646	1,808,999	
Total value of principal and other articles exported	20,300,283	24,877,000	28,013,000	21,316,000	26,076,000

SESSIONAL PAPER No. 10f

FIG.

VALUE OF the Total Imports and Exports from and to each Principal Country during the Years ended December 31, 1905 to 1909, inclusive.

IMPORTS.						EXPORTS.					
COUNTRIES.						COUNTRIES.					
1905.	1906.	1907.	1908.	1909.		1905.	1906.	1907.	1908.	1909.	
\$	\$	\$	\$	\$		\$	\$	\$	\$	\$	\$
57,241	208,823	280,320	156,575	108,289	<i>British Empire.</i>	119,802	98,487	5,937	2,521		
90,800	84,923	88,048	132,461	101,781	United Kingdom	250,577	960,695	1,326,556	1,346,704	170,992	
1,652,229	76,313	115,237	2,518,748	2,409,638	Canada	380,169	1,801,557	2,110,182	2,659,097	2,187,388	
293,606	1,836,442	2,160,639	333,863	336,177	India	2,213,630	704	375	663	36,492	
20,909	531,882	417,706	11,637	8,682	New South Wales	3,016	2,861,443	4,166,271	4,274,087	4,608,451	
	30,335	20,602	11,637	3,039	New Zealand						
2,114,785	2,768,808	3,082,552	3,153,284	3,017,606	Victoria						
					Other British Possessions						
					Totals, British Empire	2,967,254	2,861,443	4,166,271	4,274,087	4,608,451	
					<i>Foreign Countries.</i>						
175	73	1,100	1,119	3,747	Azores	251,214	75,141	121,667			
32,383	192,058	19,710	47,090	61,598	France	53	4	83	58	231	
7,869	5,275	23,939	23,423	13,466	Hawaii	219,000	306	1,985	706	713	
40,427	197,406	46,749	71,632	78,811	United States						
2,114,785	2,768,808	3,082,552	3,153,284	3,017,606	Other Foreign Countries						
					Totals Foreign Countries	470,573	75,150	123,635	761	944	
					Totals, British Empire	2,967,254	2,861,443	4,166,271	4,274,087	4,608,451	
2,155,212	2,966,214	3,120,301	3,224,916	3,096,417	Grand totals	3,437,827	2,936,593	4,289,306	4,274,851	4,609,395	

F. J. I.

TOTAL Quantities and Values of the Principal Articles of Merchandise Imported during the Years ended December 31, 1905
to 1909, inclusive.

ARTICLES.	1905.		1906.		1907.		1908.		1909.	
	Quantity.	Value. \$	Quantity.	Value. \$	Quantity.	Value. \$	Quantity.	Value. \$	Quantity.	Value. \$
Bacon and hams		9,885		10,488		12,950		13,549		13,159
Bags and sugar mats		71,686		61,325		97,091		123,915		100,058
Books and stationery		32,168		32,538		36,724		40,997		43,590
Bran and pollard		16,395		19,057		24,167		31,526		20,715
Breadstuffs and biscuits		152,953		190,102		198,916		248,273		276,003
Butter		42,484		52,374		59,947		70,387		59,088
Cement		15,083		20,527		17,389		34,996		13,271
Coal		113,164		86,567		124,377		96,311		115,641
Confectionery		7,411		6,224		7,592		9,008		9,300
Cordage		14,123		15,172		21,428		17,822		18,805
Dholl and gram		12,789		11,540		15,317		15,179		13,933
Drapery		368,732		489,318		573,308		572,155		555,663
Drugs		24,201		23,700		29,019		31,920		28,136
Fish		28,888		29,906		44,215		52,598		58,608
Furniture		14,575		17,638		18,474		20,892		21,020
Galvanized iron and goods		52,350		73,598		64,814		86,033		91,926
Glassware and crockery		13,208		13,694		16,007		16,965		16,745
Grain		4,477		7,300		18,630		2,487		11,353
Grease		12,492		14,220		18,110		19,345		18,279
Hardware and cutlery		148,331		233,658		241,587		245,139		216,430
Iron rails and fish plates		24,460		79,733		136,500		26,392		50,392
Jewellery		12,079		15,032		18,210		17,822		19,315
Leather and manufactures of		42,145		46,885		61,320		61,198		64,576
Liquors		64,308		71,803		82,942		84,391		79,287
Live stock		83,107		197,489		35,089		55,399		56,446
Machinery		135,094		312,921		220,674		242,224		132,331
Manures		20,609		63,232		34,164		21,787		33,697
Meats		46,666		71,472		71,404		74,494		89,405
Nails		5,995		11,573		11,933		10,935		8,356
Oils		64,945		72,800		106,784		97,031		104,322
Pannts		15,102		13,685		21,837		19,004		19,029

SESSIONAL PAPER No. 10f

Rice.....	36,737	71,802	55,732	54,584	58,896
Sewing machines.....	4,864	4,690	6,134	7,980	7,310
Sugar.....	25,696	24,318	18,810	20,303	22,986
Timber.....	87,040	129,239	136,305	190,330	156,536
Tobacco.....	36,358	38,194	48,316	52,078	50,273
Umbrellas and parasols.....	6,214	6,570	12,488	8,097	8,565
Vegetables and fruits—Dried.....	9,188	9,504	12,863	13,320	12,296
Green.....	33,755	32,743	24,294	36,918	34,222
All other articles, including goods re-exported.....	245,693	283,518	370,840	380,512	383,451
Total imports.....	2,155,212	2,466,214	3,129,301	3,224,916	3,096,417

FIG. I.
 Total Quantities and Values of the Principal Articles of Merchandise Exported during the Years ended December 31, 1905 to 1909, inclusive.

ARTICLES.	1905.		1906.		1907.		1908.		1909.	
	Quantity.	Value. \$	Quantity.	Value. \$	Quantity.	Value. \$	Quantity.	Value. \$	Quantity.	Value. \$
Cocoanuts Sacks	2,744	3,587	4,577	7,464	4,184	5,529	6,896	8,959	3,309	4,146
Copra Tons.	10,511	632,335	10,119	723,740	11,531	907,716	13,018	757,005	15,990	1,104,364
Fruits, green Bush.	1,274	141,113	3,306	475,365	704	388,705	10,261	302,785	6,775	479,323
Maize Tons.	55	764	28	2,131	22	501	1,411	7,400	12	4,536
Peanuts Tons.	6	3,864	11	3,382	6	1,411	29	2,068	6	940
Pearl shell "	15	968	11	1,265	14	1,856	1	102	16	1,066
Shell, tortoise Cwt.	58,488	6,467	20	10,300	14	7,835	14	8,492	16	11,587
Sugar Tons.		2,626,024	38,523	1,639,696	66,597	2,933,728	66,149	3,150,222	60,825	2,958,781
All other articles		22,705		23,160		43,025		37,818		44,652
Total exports		3,437,827		2,936,593		4,289,306		4,274,851		4,609,395

FRANCE.

VALUE of the Total Imports for Consumption and Exports of Domestic Produce (Merchandise only) from and to each Principal Country during the Years ended December 31, 1905 to 1909, inclusive.

NOTE:—Franc = 19·3 cents

IMPORTS.		COUNTRIES.					EXPORTS.				
1905.	1906.	1907.	1908.	1909.		1905.	1906.	1907.	1908.	1909.	
Francs.	Francs.	Francs.	Francs.	Francs.		Francs.	Francs.	Francs.	Francs.	Francs.	
592,500,000	750,500,000	883,200,000	792,900,000	886,500,000	United Kingdom.....	1,256,200,000	1,294,200,000	1,368,800,000	1,179,600,000	1,261,300,000	
216,300,000	243,700,000	290,600,000	273,100,000	272,000,000	Algeria.....	326,800,000	353,400,000	392,700,000	399,000,000	597,100,000	
253,700,000	281,800,000	257,800,000	257,800,000	301,700,000	Argentine Republic.....	87,700,000	114,800,000	110,800,000	111,600,000	128,300,000	
108,300,000	150,600,000	179,000,000	128,200,000	183,700,000	Australia.....	7,900,000	7,800,000	8,100,000	7,900,000	7,600,000	
72,300,000	75,700,000	81,700,000	70,300,000	71,500,000	Austria-Hungary.....	30,600,000	36,700,000	45,000,000	42,400,000	43,800,000	
312,900,000	377,000,000	426,600,000	409,500,000	439,100,000	Belgium.....	763,700,000	803,600,000	860,900,000	749,200,000	903,600,000	
103,200,000	124,500,000	110,300,000	114,500,000	134,400,000	Brazil.....	42,800,000	54,000,000	63,800,000	48,100,000	55,700,000	
					British Colonies in America:—						
					Canada.....	6,856,000	9,110,000	13,381,000	11,916,000	13,812,000	
					Other.....	1,414,000	1,490,000	1,219,000	697,000	1,416,000	
					British India.....	26,900,000	21,300,000	25,800,000	18,000,000	17,400,000	
					British Possessions in Africa.....	5,900,000	9,200,000	7,600,000	7,900,000	8,600,000	
					Br. Possessions in Mediterranean.....	4,000,000	4,300,000	4,100,000	3,700,000	4,500,000	
					Bulgaria.....	5,100,000	2,100,000	7,300,000	4,100,000	6,700,000	
					Chile.....	23,900,000	28,700,000	31,200,000	20,400,000	22,800,000	
					China.....	14,200,000	27,700,000	19,700,000	9,700,000	13,700,000	
					Colombia.....	14,000,000	12,500,000	15,700,000	13,700,000	13,600,000	
					Congo—French.....	2,695,000	2,695,000	5,135,000	2,693,000	2,469,000	
					Cuba.....	8,500,000	8,500,000	10,600,000	8,498,000	9,277,000	
					Denmark.....	18,400,000	13,100,000	20,200,000	20,400,000	20,300,000	
					Egypt.....	44,600,000	62,200,000	65,100,000	52,600,000	50,600,000	
					French Indo-China.....	73,600,000	60,700,000	81,300,000	70,100,000	71,700,000	
					Free Zones.....	42,400,000	48,300,000	54,000,000	55,500,000	57,400,000	
					French Guinea.....	9,500,000	9,000,000	10,300,000	9,000,000	9,700,000	
					Guadeloupe.....	8,100,000	9,200,000	9,600,000	9,900,000	8,900,000	
					Germany.....	628,800,000	640,300,000	649,700,000	617,100,000	723,300,000	
					Greece.....	13,600,000	15,600,000	13,200,000	14,300,000	18,000,000	
					Hayi.....	4,600,000	6,100,000	5,700,000	4,651,000	5,839,000	
					Holland.....	54,400,000	52,700,000	58,500,000	56,000,000	64,200,000	
					Italy.....	212,500,000	247,100,000	254,000,000	242,100,000	292,900,000	
					Japan.....	3,200,000	8,200,000	6,300,000	7,100,000	10,000,000	
					Madagascar.....	30,680,000	26,711,000	22,827,000	22,924,000	23,353,000	

SESSIONAL PAPER No. 10f

FRANCE.

TOTAL Quantities and Values of the Principal Articles Imported for Consumption (Merchandise only) during the Years ended December 31, 1905 to 1909, inclusive.

NOTE: — Franc = 19·3 cents. Kilog = 2·204 lbs. Hectolitre = 21·99 galls.

ARTICLES.	1905.		1906.		1907.		1908.		1909.	
	Quantity.	Value.	Quantity.	Value.	Quantity.	Value.	Quantity.	Value.	Quantity.	Value.
Animals—		Francs.		Francs.		Francs.		Francs.		Francs.
Cattle..... No.	27,684	7,435,881	21,009	4,846,426	31,891	5,654,526	69,309	12,935,070	44,171	8,392,212
Horses..... "	17,444	11,354,135	14,529	9,566,250	11,244	7,241,360	12,367	7,055,730	12,420	7,601,710
Sheep..... "	459,724	24,188,644	1,045,245	25,662,387	1,184,441	31,121,919	1,372,760	36,810,145	1,211,589	34,929,418
Pigs..... "	9,263	704,244	10,507	996,492	430,116	41,742,280	262,596	27,139,432	19,348	1,959,882
Swine..... "		1,790,336		2,117,713		10,590,899		2,954,773		2,502,215
Arms, powder and ammunition..... Kilogs.	17,931,741	6,276,110	17,944,657	6,280,630	16,802,262	5,712,769	16,255,582	5,526,898	15,409,700	5,239,298
Beer..... "	4,566,157	13,211,658	5,172,228	15,963,516	6,554,926	19,885,175	5,613,000	16,804,125	4,875,690	14,363,920
Butter..... "	54,621	60,083	65,663	72,229	27,379	30,777	23,700	24,405	8,600	9,460
" margarine..... "	637,022	3,540,886	770,633	6,116,654	929,143	8,367,290	457,597	2,870,368	810,900	5,364,800
Campflor..... "		12,257,837		20,759,462		49,724,072		34,000,171		29,952,067
Carriages..... Kilogs.	19,619,766	33,460,798	20,282,376	40,455,932	20,927,715	45,420,142	22,684,700	45,556,318	21,509,760	45,357,655
Cheese..... "		4,581,622		5,656,828		5,808,272		6,718,927		3,859,048
Chemical products:										
Derived from tar and oils..... "	76,360,360	4,581,622	94,280,465	5,656,828	96,804,540	5,808,272	111,467,115	6,718,927	96,476,200	3,859,048
Nitrate of soda..... "	25,610,365	9,724,012	30,270,910	13,115,187	32,252,888	13,587,792	39,204,939	11,623,430	55,093,600	14,253,681
Salts of ammonia..... "	242,628,453	55,804,514	244,190,749	68,373,410	246,920,125	69,137,635	293,389,854	83,829,159	298,732,800	56,923,416
Sulphate of copper..... "	10,433,108	3,935,108	18,011,387	6,089,603	27,099,297	8,600,510	29,900,078	9,339,101	23,839,400	6,959,481
Sulphate of lime..... "	19,582,035	12,728,323	13,931,152	11,284,233	9,290,836	6,968,127	15,965,966	9,100,601	10,714,100	5,249,409
Superphosphate of lime..... "	29,135,385	1,457,669	42,877,568	3,430,205	66,287,359	5,303,037	118,213,833	7,062,830	123,447,800	6,789,629
Other..... "		6,769,530		49,774,483		55,348,213		56,382,956		59,478,707
C sal tar..... Kilogs.	17,409,700	8,426,958	217,437,200	9,132,363	223,829,100	8,933,164	245,876,300	7,868,042	229,247,000	8,940,633
Coal and coke..... 100 kilogs.	125,383,072	217,839,926	171,133,229	361,222,665	177,896,037	429,103,628	175,614,816	391,215,232	183,777,120	442,086,492
Cocoa, raw..... Kilogs.	21,738,340	37,389,945	23,402,755	40,486,766	23,180,414	40,797,529	20,452,132	34,870,885	23,254,900	39,649,665
Coffee, raw..... "	90,985,491	94,624,911	97,843,065	101,756,788	101,570,992	103,602,413	102,761,921	104,303,319	107,942,000	112,259,680
Colours and paints..... Kilogs.	239,517,146	311,358,967	243,815,300	368,854,811	272,791,100	440,685,619	286,625,500	389,006,402	318,689,100	494,682,901
Wool..... Kilogs.		9,324,263		14,825,731		26,118,618		17,412,692		15,808,631
Yarn..... Kilogs.		55,525,979		63,080,315		67,151,475		58,602,296		50,853,493
Manufactures..... Kilogs.		10,981,541		12,502,256		11,008,521		8,867,561		10,309,020
Dyes, prepared..... Kilogs.		24,399,206		26,006,228		31,477,917		34,608,746		31,235,007
Earthenware..... Kilogs.		24,986,591		18,169,308		24,073,943		29,148,900		29,450,960
Eggs..... Kilogs.		16,769,524		28,162,427		37,555,351		31,432,286		19,124,000

SESSIONAL PAPER No. 10f

Hides and skins:—	185,626,626	68,242,200	144,546,739	57,571,300	144,083,331	60,137,200	188,524,317	67,734,700	172,013,439	63,625,663	477,245	7,500,927	53,716,465	57,749,274	59,209,802	7,251,101	50,906,745	56,629,872	8,275,200	185,626,626
Raw..... Kilogs.	11,908,830	1,016,235	11,169,870	744,638	10,138,758	724,197	8,818,530	587,902	10,741,513	5,726,940	Boots and shoes..... Pairs									15,248,525
Prepared..... " "	6,492,250	2,597,100	11,351,135	2,226,200	11,731,982	1,943,500	13,282,732	1,989,300	10,741,513	5,726,940	Other..... " "									11,908,830
Manufactured—	9,352,990	7,189,900	8,944,867	8,057,300	5,653,530	5,703,500	5,973,500	7,133,633	5,102,939	7,500,927	Hops..... Kilogs.									6,492,250
Horns of cattle..... Kilogs.	48,114,430	37,011,100	39,297,589	31,438,100	43,548,870	34,839,096	36,630,499	29,304,399	32,974,336	28,673,336	Machinery..... Kilogs.									48,114,430
Horns of sheep..... Kilogs.	8,427,000	3,370,800	9,829,525	3,931,800	10,134,264	4,053,706	4,588,353	1,835,341	5,327,002	2,130,801	Dynamo-electric..... " "									8,427,000
Machinery..... Kilogs.	11,844,000	789,600	12,803,680	893,700	13,198,545	879,903	927,855	61,857	5,327,002	14,598,520	Electrical apparatus..... " "									11,844,000
Locomotives and traction engines..... Kilogs.	26,333,686	7,745,200	27,225,160	8,007,400	31,742,920	34,593,300	34,593,300	7,687,400	31,651,256	79,487,800	Locomotives and traction engines..... Kilogs.									26,333,686
Machine tools..... Kilogs.	32,569,830	120,629,000	35,851,530	137,890,500	34,469,700	34,593,300	37,207,100	106,306,600	104,767,131	104,767,131	Machine tools..... Kilogs.									32,569,830
Sewing machines..... Kilogs.	16,775,101	29,923,400	18,975,368	37,206,694	18,376,439	18,333,232	30,627,399	20,360,635	16,060,156	24,707,933	Sewing machines..... Kilogs.									16,775,101
Stationary engines..... Kilogs.	2,147,569	2,244,233	2,244,233	2,147,569	2,008,381	1,794,157	1,794,157	1,703,750	1,703,750	1,703,750	Musical instruments..... Kilogs.									2,147,569
General (milling, hoisting, weighing, transmission)..... Kilogs.	19,876,576	124,228,600	14,626,013	90,844,800	17,982,608	17,932,049	17,932,049	107,830,600	22,025,492	5,759,977	Oil cake..... Kilogs.									19,876,576
Other..... Kilogs.	7,391,135	8,051,700	6,978,286	7,613,900	7,663,800	6,441,810	8,000,678	6,322,279	7,503,725	5,759,977	Oils: Fish..... Kilogs.									7,391,135
Meats, fresh, salted or preserved..... Kilogs.	19,300,497	138,202,300	16,049,258	102,538,900	15,693,866	101,069,100	13,138,171	84,444,200	10,539,074	79,487,800	Heavy, and residue of petroleum..... Kilogs.									19,300,497
Metals:—	99,449,276	86,982,473	86,982,473	99,449,276	70,883,860	52,979,371	52,979,371		61,398,511		Petroleum..... Kilogs.									99,449,276
Copper: Ore..... Kilogs.	16,450,920	27,418,200	9,170,280	15,283,800	10,856,790	12,063,100	11,889,800	11,889,800	9,945,400	14,297,700	Copper: Ore..... Kilogs.									16,450,920
Old and scrap..... Kilogs.	14,247,580	12,889,200	12,799,440	10,666,200	18,943,360	11,839,600	19,308,350	12,457,000	12,500,427	11,364,000	Old and scrap..... Kilogs.									14,247,580
Wares, bars, &c..... Kilogs.	103,351,070	71,276,000	113,124,176	74,423,800	131,950,770	62,833,700	142,099,540	61,399,700	94,311,143	55,477,200	Pigs, bars, &c..... Kilogs.									103,351,070
Gold and platinum in leaves..... Kilogs.	3,177,600	10,222,262	2,465,920	14,543,130	5,590,720	19,992,948	5,359,919	20,150,619	1,004,573	1,004,573	Gold and platinum in leaves..... Kilogs.									3,177,600
Iron: Ore..... Kilogs.	10,222,262	30,878,900	12,361,661	56,806,800	4,193,443	36,106,000	5,359,919	45,326,739	3,256,585	24,036,406	Iron: Ore..... Kilogs.									10,222,262
Pig..... Kilogs.	3,631,269	13,611,700	5,472,174	15,397,400	5,973,640	14,934,100	5,925,160	14,812,900	6,151,500	6,151,500	Pig..... Kilogs.									3,631,269
Tinned plates..... Kilogs.	22,933,673	22,933,673	26,197,150	15,397,400	22,482,755	16,596,000	16,596,000	12,767,846	12,767,846	12,767,846	Tinned plates..... Kilogs.									22,933,673
Wares..... Kilogs.	7,590,261	38,431,700	8,144,560	40,722,800	11,432,367	42,342,200	9,814,744	42,672,800	6,224,234	6,224,234	Wares..... Kilogs.									7,590,261
Lead: Ore..... Kilogs.	12,966,536	29,469,400	11,696,432	26,582,800	14,093,271	23,886,900	14,595,829	27,539,300	13,543,554	31,579,100	Lead: Ore..... Kilogs.									12,966,536
Crude, pigs, bars, &c..... Kilogs.	12,819,675	17,173,700	14,900,738	43,825,700	17,820,320	182,448,000	15,268,306	24,973,400	9,088,098	30,046,800	Crude, pigs, bars, &c..... Kilogs.									12,819,675
Argentiferous..... Kilogs.	14,185,096	13,611,700	15,341,193	17,313,700	17,820,320	182,448,000	15,268,306	24,973,400	9,088,098	30,046,800	Argentiferous..... Kilogs.									14,185,096
Non-Argentiferous..... Kilogs.	8,447,916	7,284,200	9,528,297	8,447,916	8,588,538	7,478,425	7,478,425		25,356,712	140,870,600	Non-Argentiferous..... Kilogs.									8,447,916
Manganese..... Kilogs.	7,284,200	24,901,800	6,281,832	40,722,800	20,557,330	29,112,866	29,112,866		13,687,900		Manganese..... Kilogs.									7,284,200
Nickel: Wrought and unwrought..... Kilogs.	24,901,800	7,745,200	27,225,160	8,007,400	31,742,920	34,593,300	34,593,300	7,687,400	31,651,256	79,487,800	Nickel: Wrought and unwrought..... Kilogs.									24,901,800
Wares..... Kilogs.	26,333,686	120,629,000	35,851,530	137,890,500	34,469,700	34,593,300	37,207,100	106,306,600	104,767,131	104,767,131	Wares..... Kilogs.									26,333,686
Platinum, crude, bars, &c..... Kilogs.	32,569,830	29,923,400	18,975,368	37,206,694	18,376,439	18,333,232	30,627,399	20,360,635	16,060,156	24,707,933	Platinum, crude, bars, &c..... Kilogs.									32,569,830
Tin, crude, in ingots, bars, pigs..... Kilogs.	2,147,569	2,244,233	2,244,233	2,147,569	2,008,381	1,794,157	1,794,157	1,703,750	1,703,750	1,703,750	Tin, crude, in ingots, bars, pigs..... Kilogs.									2,147,569
Zinc: Ore..... Kilogs.	146,886,616	22,025,492	146,886,616	22,025,492	22,025,492	22,025,492	22,025,492	22,025,492	22,025,492	22,025,492	Zinc: Ore..... Kilogs.									146,886,616
Pigs, bars, slabs..... Kilogs.	5,759,977	5,759,977	5,759,977	5,759,977	5,759,977	5,759,977	5,759,977	5,759,977	5,759,977	5,759,977	Pigs, bars, slabs..... Kilogs.									5,759,977
Musical instruments..... Kilogs.	19,876,576	124,228,600	14,626,013	90,844,800	17,982,608	17,932,049	17,932,049	107,830,600	22,025,492	5,759,977	Musical instruments..... Kilogs.									19,876,576
Oil cake..... Kilogs.	7,391,135	8,051,700	6,978,286	7,613,900	7,663,800	6,441,810	8,000,678	6,322,279	7,503,725	5,759,977	Oil cake..... Kilogs.									7,391,135
Oils: Fish..... Kilogs.	19,300,497	138,202,300	16,049,258	102,538,900	15,693,866	101,069,100	13,138,171	84,444,200	10,539,074	79,487,800	Heavy, and residue of petroleum..... Kilogs.									19,300,497
Heavy, and residue of petroleum..... Kilogs.	99,449,276	86,982,473	86,982,473	99,449,276	70,883,860	52,979,371	52,979,371		61,398,511		Heavy, and residue of petroleum..... Kilogs.									99,449,276

SESSIONAL PAPER No. 10f

Wines.....Hectols.	5,302,195	108,834,074	5,907,040	102,455,903	6,100,320	101,353,870	7,028,703	116,510,705	6,256,924	123,846,170
Wood: Common.....		166,935,756		172,573,676		183,519,905		187,702,056		183,218,636
Exotic and box.....		15,166,770		17,150,460		18,753,985		18,641,230		14,731,235
Manufactured—										
Pulp.....Kilogs.	222,713,411	36,875,266	255,747,600	44,769,039	286,203,500	53,596,477	314,294,200	54,354,096	290,705,900	45,200,652
Furniture.....		8,612,398		9,346,886		11,123,078		11,200,968		12,009,800
Other.....		4,964,815		5,073,079		5,365,717		5,208,618		5,826,616
Wood: Raw.....Kilogs.	217,485,802	446,145,599	243,464,636	533,690,447	251,375,297	580,389,788	228,679,115	458,963,287	282,024,500	634,445,482
Yarn.....	1,571,257	8,807,405	1,807,307	11,385,816	1,542,883	9,941,120	1,148,370	6,547,102	1,477,500	9,435,820
Manufactures.....		38,802,653		41,823,310		44,219,846		38,998,402		42,014,020
Total value of principal and other articles imported for consumption (merchandise only).....		4,778,907,814		5,627,251,000		6,222,957,000		5,640,513,000		6,246,115,000
Value of total imports.....		6,061,522,702		7,030,415,000		7,874,610,000		7,180,367,000		7,836,505,000

FRANCE.
 TOTAL Quantities and Values of the Principal Articles of Domestic Produce Exported (Merchandise only) during the Years ended
 December 31, 1905 to 1909, inclusive.

NOTE:—Franc=19·3 cents. Kilog.=2·204 lbs. Litre=21·99 galls. Hectolitre=21·99 galls.

ARTICLES.	1905.			1906.			1907.			1908.			1909.		
	Quantity.	Value.		Quantity.	Value.		Quantity.	Value.		Quantity.	Value.		Quantity.	Value.	
		Francs.	Franco.		Francs.	Franco.		Francs.	Franco.		Francs.	Franco.		Francs.	Franco.
Animals—															
Cattle.....	No.	11,680,000	79,888	18,704,000	52,293	13,307,125	56,768	13,335,841	49,292	12,048,815	2,551,920				
Horses.....	"	22,979,000	28,314	28,702,000	30,213	29,487,900	25,662	26,085,560	25,491	27,110,900	145,472,278				
Sheep.....	"	21,666	500,000	34,268	782,000	872,793	36,771	958,578	33,822	1,759,980	27,967,725				
Swine.....	"	57,695	3,986,000	59,367	4,970,000	27,839	2,448,356	27,812	2,302,204	34,528	11,322,328				
Animal substances, raw, used in medicines or perfumery.....		2,154,674	145,178,000	2,759,327	2,986,852	2,190,904	2,551,920					
Apparel.....		22,653,833	4,098,404	10,291,822	36,638,086	150,378,000	122,975,430	145,472,278					
Arms, powder and ammunition.....		10,246,010	45,838,100	30,549,400	41,216,729	4,128,761	10,321,902	4,139,040	10,444,700	4,177,880					
Beer.....	Kilogs.	1,267,606	6,654,932	1,308,675	6,870,544	1,374,063	7,213,841	1,296,987	6,809,182	5,958,036					
Brandy and other spirits.....	Litres	22,580,553	62,946,553	17,829,508	53,972,000	15,716,313	45,095,939	19,936,000	58,430,610	23,252,900					
Brushmakers' wares.....	Kilogs.	5,933,265	6,527,000	6,368,930	7,005,000	1,807,569	5,285,025	5,844,700	6,136,935	7,823,200					
Butter.....	"	1,169,614	9,284,912	1,220,401	10,739,529	4,137,527	10,010,238	9,566,046	8,413,205	10,661,200					
Buttons.....	"	3,347,463	3,849,582	3,622,254	5,071,156	3,473,686	5,213,523	3,133,300	4,292,621	3,274,500					
Candles.....	"	10,052,106	18,710,730	13,785,444	137,854,440	14,435,161	144,331,610	12,729,873	127,298,730	14,661,400					
Carriages—Automobiles.....	"	70,140,202	13,993,969	93,979,719	20,647,398	17,047,126	16,292,337					
Other.....	"	2,703,459	8,941,214	3,094,019	18,696,900	93,142,990	18,525,010	97,693,100	19,435,150	76,206,200					
Casks, empty.....	Kilogs.	10,035,803	17,562,655	10,005,564	20,011,128	11,604,953	23,790,154	11,009,800	20,918,620	11,840,300					
Cement.....	"	186,792,897	11,207,574	215,147,192	12,908,832	231,760,043	13,905,601	238,715,300	14,322,918	253,395,900					
Cheese.....	"	4,600,318	8,280,572	4,101,660	7,382,988	4,299,279	7,738,702	4,937,900	8,888,220	5,467,200					
Chemical products—		49,179,623	9,835,925	55,564,034	11,112,807	58,872,499	11,774,509	66,343,000	13,298,600	73,236,400					
Creann tartar.....	"	7,274,655	5,819,794	5,628,274	5,065,447	7,092,808	6,738,168	6,827,600	6,486,220	7,139,400					
Extracts for tanning.....	"	52,184,074	9,218,407	46,417,771	6,034,310	65,131,995	8,467,160	62,125,000	8,076,250	46,694,000					
Glycerine.....	"	189,629,358	11,377,581	189,204,408	17,028,397	198,162,138	17,834,592	200,611,900	14,042,833	227,839,000					
Salts of soda.....	"	7,313,506	9,138,614	7,197,458	10,436,314	7,827,198	11,349,437	5,282,000	6,223,442	5,914,400					
Superphosphate of lime.....	"	20,029,641	32,339,657	16,888,605	32,387,647	14,369,934	34,178,674	13,658,187	29,893,666	14,933,080					
Tartar, crude.....	"					
Clocks and parts of.....	"					
Coal, coke, &c.....	100 kilogs.					

FRANCE.

TOTAL Quantities and Values of the Principal Articles of Domestic Produce Exported (Merchandise only), &c.—*Concluded.*

ARTICLES.	1905.		1906.		1907.		1908.		1909.	
	Quantity.	Value.	Quantity.	Value.	Quantity.	Value.	Quantity.	Value.	Quantity.	Value.
		Francs.		Francs.		Francs.		Francs.		Francs.
Metals—<i>Con.</i>										
Copper— <i>Con.</i>										
Old and scrap.....	2,359,100	2,595,074	4,755,400	7,370,870	5,522,400	5,811,960	1,731,100	2,077,320	1,443,100	1,639,565
Pigs, bars, &c.....	6,648,500	11,302,450	6,130,400	13,486,880	4,896,700	8,288,070	3,288,600	8,088,672	4,649,400	6,741,630
Hammered, rolled and drawn.....	2,174,400	4,674,986	2,954,200	7,385,500	2,866,100	7,222,570	3,672,900	6,978,510	3,731,000	6,902,350
Wire.....	17,884,962	17,884,962	8,240,900	19,799,700	7,273,800	17,457,120	8,717,900	16,128,115	8,855,500	15,939,900
Wares.....		31,050,422		25,664,694		37,637,159		31,437,673		28,718,795
Iron and steel—										
Ore.....	13,555,909	10,844,727	17,589,531	14,951,100	21,472,653	17,178,122	23,838,776	16,687,143	39,073,380	27,351,366
Bar, angle and T.....	322,167	4,226,477	294,852	5,044,054	330,219	5,618,598	354,136	5,700,778	330,370	4,985,141
Pig.....	2,196,962	16,306,033	1,470,301	13,171,132	2,565,228	21,992,477	1,788,642	14,524,889	1,539,277	11,884,828
Rails.....	551,859	7,174,163	638,263	10,850,471	695,507	11,823,619	763,049	11,445,735	868,421	12,592,105
Steel ingots, blooms, billets.....	2,042,256	22,464,816	1,339,259	20,043,885	1,799,163	26,987,445	2,263,659	31,691,100	1,691,863	21,148,288
Structural, bridge, &c.....	55,311,273	20,787,824	36,850,012	15,989,691	43,528,775	18,336,491	39,166,300	15,742,454	37,040,600	15,234,193
Cutlery.....	663,542	3,593,559	732,357	6,806,013	873,682	7,827,966	663,561	5,872,047	654,800	5,962,100
Platinum, crude, bars, &c.....		4,209,549		4,062,619		2,831,750		1,311,240		1,096,200
Tin and manufactures.....		9,187,974		9,017,948		7,778,299		5,746,840		5,838,195
Zinc—Ore.....	722,236	23,833,794	672,580	23,540,300	543,164	16,294,920	577,589	15,017,314	690,570	16,215,390
Bars, slabs, &c.....	9,188,232	5,972,350	11,194,923	7,612,548	10,577,614	6,346,568	8,739,500	4,457,145	12,993,000	7,276,080
Rolled.....	6,821,558	5,457,407	8,413,684	6,383,358	11,086,349	8,314,762	11,353,100	7,493,046	10,602,800	7,421,960
Meters, electric, gas, water.....	725,487	7,617,614	698,476	8,032,474	686,643	7,896,395	653,240	9,012,120	562,700	7,315,100
Milhuery.....		83,254,734		89,021,999		113,096,859		111,112,969		98,627,773
Musical instruments.....		9,559,690		9,110,780		10,045,972		8,631,429		9,283,065
Oilcake.....	154,007,987	23,101,198	146,729,100	24,210,302	141,673,100	23,376,062	149,546,300	23,927,408	186,129,200	29,730,672
Oils, vegetable.....		34,633,505		38,666,169		42,961,979		40,323,469		58,246,110
" volatile and essences.....		17,195,355		18,896,715		19,639,565		21,934,840		24,284,370
Optical instruments.....	516,549	7,748,235	576,100	6,641,500	555,244	8,328,660	614,423	9,216,345	650,700	9,700,500
Paper and mfrs. of.....		74,491,690		77,578,115		83,155,086		91,379,177		93,445,064
Pearls, fine.....		5,369,160		5,125,440		5,187,480		4,030,980		20,694,000
Peltries:—Raw.....	3,354,706	11,910,493	3,478,700	12,518,152	2,834,800	9,271,405	2,591,500	7,685,990	3,379,100	10,883,550
Prepared.....	917,305	23,686,937	898,156	21,434,183	783,718	19,148,781	718,713	20,926,999	1,257,900	38,635,400
Perfumery.....		3,314,883		3,691,620		4,218,774		3,903,000		4,982,670
Soap, perfumed.....	1,104,961		1,230,540		1,406,258		1,301,000		1,561,800	

SESSIONAL PAPER No. 10f

Other perfumery	14,492,111	15,518,375	17,036,889	14,695,420	392,837,000	17,457,636
Potatoes	25,384,361	28,120,980	30,459,182	43,394,606	79,639,500	8,464,725
Rags	59,489,431	61,500,856	49,081,020	32,937,212	7,626,300	164,915,580
Seed grain (including jar- osse, a kind of pea)	11,704,092	13,766,750	15,321,375	13,370,800	14,135,200	316,860,002
Ships	15,096,522	13,350,094	11,273,720	19,193,062	14,135,500	56,405,890
Silk : Raw, waste, cocoons. Kilogs.	7,519,313	17,236,381	19,734,980	6,954,241	7,626,300	18,373,551
Manufactures	275,007,339	307,755,597	355,580,965	271,525,001	1,653,500	32,234,300
Small-wares	31,896,385	40,729,628	55,915,964	1,353,732	50,494,635	16,186,060
Soap, other than perfumed	3,749,295	13,918,427	14,570,868	29,429,200	16,186,060	1,614,230
Stone, building, rough. 100 Kilogs.	1,594,074	3,853,593	4,203,487	1,391,943	3,440,663	3,874,132
Sugar : Raw	44,696,965	29,258,218	42,855,680	89,652,000	87,853,000	26,397,070
Other	144,902,423	50,036,795	50,670,522	155,180,100	155,869,200	56,802,838
Syrup, bombons and can- died fruits	4,110,604	7,312,760	8,318,253	4,231,400	6,770,240	7,138,560
Tallow, hard, &c.	30,603,072	23,796,525	20,867,501	29,269,900	36,239,000	29,106,214
Tobacco	3,102,299	6,217,039	6,428,971	6,272,227	6,721,100	6,837,926
Tobacco pipes of wood	729,342	12,349,960	932,215	994,163	21,854,075	16,130,400
Tools	7,997,952	8,040,597	8,519,511	10,775,120	10,775,120	9,955,180
Turpentine, essence of	10,382,530	12,459,036	11,657,225	7,830,600	7,838,900	5,665,619
Toys, games, &c.	10,293,019	87,398,949	10,885,875	8,078,793	71,091,862	67,158,800
Vegetables : Fresh	32,704,187	13,175,297	13,199,732	74,873,400	72,508,000	18,127,000
Preserved	13,765,937	14,274,000	13,867,680	13,266,100	12,557,810	13,122,645
Vegetable substances of a medi- cinal character	14,443,193	15,106,124	17,701,467	14,277,745	14,922,330	2,047,645
Watches	2,787,817	4,177,685	3,848,881	2,509,361	2,280,049	214,396,380
Wines	2,605,316	196,876,945	228,024,855	2,273,328	196,788,870	1,834,000
Wood : Exotic and boxwood	1,601,211	1,913,785	2,059,800	1,453,500	1,834,000	51,984,575
Common	53,906,519	58,367,850	67,692,667	62,350,579	62,350,579	337,793,988
Wool : Raw, including combed and waste Kilogs.	71,486,647	273,019,859	266,242,411	74,796,300	92,921,800	64,982,665
Yarn	41,474,018	53,339,880	70,149,131	47,628,478	196,106,161	212,092,321
Manufactures	193,433,862	223,960,230	245,503,302	196,106,161
Total value of principal and other articles of domestic produce ex- ported (merchandise only)	4,866,900,000	5,265,500,000	5,596,100,000	5,050,731,000	5,718,054,000	7,482,287,000
Value of total exports	6,302,300,000	6,828,200,000	7,256,100,000	6,620,313,000

GERMANY (Wirtschaftsgebiet. See Foot Note).

VALUE of the Total Imports for Consumption and Exports of Domestic Produce (Merchandise only) from and to each Principal Country during the Years ended December 31, 1905 to 1909, inclusive.

NOTE:—Mark = 23.8 cents

	IMPORTS.					EXPORTS.				
	1905.	1906.	1907.	1908.	1909.	1905.	1906.	1907.	1908.	1909.
	Marks.	Marks.	Marks.	Marks.	Marks.	Marks.	Marks.	Marks.	Marks.	Marks.
COUNTRIES.										
<i>British Empire.</i>										
United Kingdom.....	718,367,000	824,352,000	976,588,000	696,984,000	720,753,000	1,012,435,000	1,067,239,000	1,660,376,000	997,445,000	1,014,988,000
Australasia—										
Australia.....	156,415,000	175,302,000	227,979,000	185,869,000	233,097,000	46,032,000	58,230,000	61,096,000	57,434,000	58,372,000
New Zealand.....	1,534,000	1,772,000	1,921,000	1,568,000	2,116,000	4,624,000	4,954,000	5,340,000	5,911,000	5,025,000
Other (British).....	2,160,000	2,514,000	3,457,000	2,877,000	4,562,000	644,000	1,197,000	899,000	602,000	515,000
British East Africa.....	3,487,000	3,825,000	4,061,000	3,332,000	4,883,000	2,126,000	2,185,000	2,608,000	1,407,000	1,934,000
" India.....	277,776,000	322,212,000	407,059,000	306,901,000	316,955,000	85,457,000	101,926,000	99,002,000	95,446,000	78,818,000
" South Africa.....	35,977,000	35,922,000	45,925,000	43,833,000	61,557,000	34,318,000	32,676,000	28,917,000	32,019,000	38,051,000
" West Africa.....	52,111,000	55,539,000	75,248,000	58,919,000	87,382,000	6,357,000	9,394,000	13,861,000	11,689,000	11,681,000
" West Indies *.....	7,706,000	11,977,000	15,243,000	13,181,000	13,053,000	1,845,000	2,234,000	2,376,000	2,238,000	2,473,000
Canada.....	9,779,000	9,423,000	9,826,000	7,076,000	8,389,000	21,775,000	24,466,000	29,609,000	20,302,000	24,821,000
Ceylon.....	12,022,000	12,540,000	15,158,000	17,459,000	19,266,000	2,221,000	2,225,000	2,161,000	1,878,000	2,886,000
Gibraltar, Malta and Cyprus.....	1,953,000	1,076,000	1,633,000	1,766,000	1,393,000	2,878,000	2,964,000	2,866,000	2,482,000	2,811,000
Hong Kong.....	177,000	164,000	108,000	108,000	34,000	8,065,000	6,777,000	5,019,000	4,258,000	4,923,000
Straits Settlements (Malacca).....	21,347,000	22,904,000	23,699,000	17,848,000	27,104,000	10,488,000	10,238,000	11,991,000	8,293,000	7,803,000
Other British Possessions.....	1,050,000	936,000	339,000	305,000	1,069,000	111,000	277,000	378,000	112,000	155,000
Totals, British Empire.....	1,301,461,000	1,480,948,000	1,806,215,000	1,357,976,000	1,502,179,000	1,270,466,000	1,327,042,000	1,326,502,000	1,242,016,000	1,255,255,000
<i>Foreign Countries.</i>										
Algeria.....	12,349,000	15,778,000	22,316,000	19,204,000	20,337,000	1,122,000	1,069,000	1,516,000	1,686,000	4,137,000
Argentina.....	369,162,000	372,255,000	442,497,000	445,973,000	437,697,000	131,452,000	170,181,000	179,190,000	146,979,000	175,371,000
Austria-Hungary.....	752,015,000	809,178,000	812,317,000	751,397,000	753,674,000	580,186,000	649,338,000	716,367,000	736,730,000	767,253,000
Belgium.....	273,327,000	291,144,000	296,670,000	262,100,000	289,529,000	312,483,000	356,121,000	342,930,000	322,850,000	348,733,000
Belgian Congo.....	11,283,000	14,320,000	13,508,000	11,238,000	16,427,000	762,000	1,246,000	1,583,000	953,000	1,331,000
Bolivia.....	15,284,000	23,304,000	21,523,000	15,692,000	21,467,000	4,775,000	5,486,000	8,793,000	6,436,000	5,512,000
Brazil.....	171,944,000	188,033,000	195,906,000	198,606,000	234,291,000	71,690,000	88,762,000	104,100,000	86,447,000	91,822,000
Bulgaria **.....	15,233,000	13,336,000	15,133,000	6,294,000	8,401,000	12,391,000	17,015,000	14,400,000	16,245,000	18,749,000
Chile.....	132,357,000	143,036,000	143,878,000	133,049,000	143,516,000	53,335,000	72,428,000	84,752,000	52,443,000	57,669,000

SESSIONAL PAPER No. 10f

35,282,000	57,004,000	56,567,000	70,665,000	65,190,000	75,811,000	67,751,000	63,157,000	50,711,000	56,763,000
9,541,000	9,953,000	11,112,000	10,368,000	10,218,000	7,181,000	6,122,000	6,809,000	7,182,000	6,091,000
5,081,000	5,273,000	5,424,000	4,654,000	3,637,000	1,661,000	2,053,000	2,627,000	1,957,000	2,045,000
17,405,000	11,617,000	9,632,000	9,632,000	10,364,000	17,716,000	18,300,000	18,300,000	20,210,000	20,210,000
121,740,000	123,655,000	120,333,000	120,333,000	135,288,000	176,304,000	197,252,000	207,064,000	200,641,000	195,729,000
5,522,000	7,881,000	5,624,000	5,917,000	7,786,000	7,786,000	7,786,000	7,786,000	7,528,000	11,680,000
118,925,000	142,423,000	184,849,000	173,170,000	184,300,000	30,195,000	32,303,000	42,628,000	40,682,000	39,515,000
209,000	275,000	195,000	1,014,000	1,283,000	719,000	358,000	646,000	1,225,000	1,348,000
400,000	1,232,000	2,367,000	2,367,000	3,310,000	18,189,000	22,291,000	17,914,000	14,290,000	13,811,000
11,603,000	13,964,000	10,367,000	10,367,000	11,067,000	3,680,000	3,591,000	5,053,000	4,957,000	5,231,000
60,603,000	65,455,000	80,428,000	63,051,000	47,727,000	30,302,000	36,752,000	39,469,000	30,905,000	32,292,000
402,133,000	433,336,000	453,607,000	419,954,000	484,971,000	293,294,000	382,685,000	449,080,000	437,903,000	454,738,000
6,372,000	7,279,000	7,390,000	8,743,000	12,370,000	2,407,000	3,205,000	3,455,000	2,563,000	3,196,000
2,345,000	981,000	4,580,000	5,161,000	3,454,000	613,000	835,000	1,085,000	1,690,000	1,790,000
3,250,000	5,735,000	4,543,000	2,600,000	2,685,000	56,000	84,000	135,000	129,000	129,000
13,632,000	17,229,000	22,208,000	18,446,000	18,161,000	8,471,000	11,093,000	11,363,000	11,952,000	11,277,000
22,008,000	24,254,000	24,541,000	21,432,000	24,935,000	2,411,000	2,411,000	3,102,000	2,416,000	2,563,000
468,000	471,000	535,000	421,000	895,000	751,000	955,000	1,143,000	849,000	1,243,000
28,240,000	5,486,000
241,297,000	227,525,000	230,775,000	230,775,000	253,375,000	483,121,000	443,372,000	452,186,000	453,708,000	453,524,000
210,512,000	241,031,000	285,362,000	255,897,000	287,731,000	163,618,000	330,329,000	302,910,000	311,298,000	288,942,000
20,386,000	23,878,000	29,207,000	19,008,000	29,228,000	84,564,000	88,021,000	102,437,000	91,622,000	77,616,000
9,029,000	9,428,000	10,513,000	8,522,000	11,108,000	4,140,000	4,796,000	6,365,000	6,489,000	7,029,000
21,000	176,000	338,000	110,000	95,000	7,863,000	3,911,000	3,443,000	3,499,000	3,262,000
1,119,000	1,693,000	1,856,000	1,856,000	2,282,000	515,000	1,073,000	1,316,000	1,177,000	1,095,000
5,445,000	5,695,000	6,292,000	4,337,000	6,455,000	197,000	254,000	229,000	137,000	215,000
17,582,000	18,940,000	21,641,000	13,839,000	21,508,000	43,493,000	48,564,000	58,681,000	36,918,000	38,136,000
5,865,000	5,460,000	8,478,000	9,527,000	7,762,000	1,444,000	1,817,000	1,245,000	1,735,000	3,472,000
.....	886,000	1,269,000	1,559,000	1,614,000
23,959,000	31,882,000	31,251,000	29,133,000	36,759,000	70,105,000	72,672,000	85,651,000	96,965,000	104,452,000
219,000	139,000	85,000	149,000	560,000
1,705,000	2,560,000	2,876,000	2,295,000	3,635,000	1,167,000	1,907,000	3,693,000	2,540,000	2,078,000
1,437,000	1,792,000	3,485,000	3,581,000	2,670,000	1,377,000	2,636,000	2,756,000	1,679,000	825,000
11,271,000	14,253,000	14,818,000	12,178,000	12,851,000	13,628,000	14,632,000	17,682,000	13,410,000	11,555,000
2,627,000	2,940,000	3,999,000	3,138,000	3,719,000	5,270,000	5,000,000	7,374,000	5,672,000	5,766,000
16,553,000	18,448,000	15,144,000	13,607,000	12,956,000	27,815,000	32,671,000	34,810,000	29,768,000	29,282,000
5,627,000	4,137,000	2,620,000	2,054,000	4,374,000	4,563,000	4,176,000	3,924,000	4,937,000	5,820,000
8,132,000	9,862,000	14,913,000	10,570,000	12,617,000	2,229,000	3,669,000	4,042,000	3,542,000	3,193,000
92,901,000	117,428,000	149,800,000	73,746,000	64,540,000	43,662,000	63,858,000	68,574,000	70,826,000	57,241,000
493,843,000	1,089,629,000	1,150,153,000	963,502,000	1,386,022,000	389,801,000	457,065,000	500,566,000	521,158,000	506,661,000
5,013,000	2,886,000	2,657,000	2,794,000	3,839,000	3,214,000	1,627,000	1,451,000	1,456,000	1,456,000
811,000	663,000	1,002,000	1,123,000	1,896,000	260,000	323,000	261,000	210,000	409,000
9,054,000	10,516,000	11,047,000	9,598,000	7,132,000	1,523,000	2,117,000	2,705,000	2,914,000	3,037,000
15,432,000	15,852,000	25,296,000	15,435,000	15,387,000	5,700,000	7,961,000	13,674,000	16,189,000	16,546,000
6,875,000	9,259,000	6,628,000	16,806,000	12,318,000	5,371,000	5,173,000	6,545,000	5,971,000	5,442,000
116,789,000	150,716,000	139,876,000	113,018,000	123,712,000	53,060,000	57,728,000	65,650,000	65,857,000	69,145,000
118,726,000	149,672,000	172,004,000	145,087,000	141,061,000	155,894,000	176,443,000	186,641,000	174,071,000	156,240,000
182,648,000	216,801,000	210,831,000	177,164,000	162,440,000	358,963,000	373,557,000	446,409,000	401,051,000	413,211,000
1,839,000	1,773,000	3,432,000	3,695,000	3,760,000	2,625,000	2,389,000	2,262,000	2,257,000	3,411,000
1,580,000	1,560,000	1,343,000	2,430,000	3,734,000	954,000	991,000	1,208,000	2,353,000	1,759,000

GERMANY (Wirtschaftsgebiet. See Foot Note).

VALUE OF THE Total Imports for Consumption and Exports of Domestic Produce (Merchandise only) from and to each Principal Country &c.—Concluded.

IMPORTS.					EXPORTS.				
COUNTRIES.					COUNTRIES.				
1905.	1906.	1907.	1908.	1909.	1905.	1906.	1907.	1908.	1909.
Marks.	Marks.	Marks.	Marks.	Marks.	Marks.	Marks.	Marks.	Marks.	Marks.
51,489,000	55,050,000	55,225,000	47,556,000	57,291,000	71,072,000	68,559,000	81,729,000	61,073,000	78,921,000
17,508,000	18,715,000	22,643,000	26,096,000	34,020,000	21,788,000	25,636,000	33,368,000	23,667,000	23,274,000
991,942,000	1,236,351,000	1,319,268,000	1,282,610,000	1,262,081,000	542,243,000	636,231,000	652,266,000	507,325,000	604,782,000
14,894,000	11,151,000	15,694,000	11,802,000	15,063,000	5,449,000	5,879,000	5,839,000	5,482,000	3,290,000
8,845,000	7,486,000	12,579,000	10,190,000	10,419,000	16,717,000	11,562,000	17,686,000	11,469,000	23,864,000
5,827,364,000	6,540,982,000	6,937,761,000	6,306,045,000	7,017,946,000	4,461,176,000	5,031,987,000	5,518,722,000	5,156,556,000	5,336,987,000
1,301,461,000	1,480,908,000	1,806,215,000	1,357,976,000	1,502,179,000	1,270,466,000	1,327,042,000	1,326,502,000	1,242,016,000	1,255,255,000
7,128,825,000	8,021,890,000	8,743,976,000	7,664,621,000	8,520,125,000	5,731,642,000	6,359,029,000	6,845,224,000	6,398,572,000	6,592,242,000
307,438,000	416,663,000	256,645,000	413,072,000	340,285,000	110,175,000	119,579,000	249,693,000	82,926,000	266,451,000
7,436,263,000	8,438,553,000	9,000,621,000	8,077,093,000	8,860,410,000	5,841,817,000	6,478,608,000	7,094,917,000	6,481,498,000	6,858,693,000
..... Grand totals.....				 Grand totals.....				
..... Totals, Foreign Countries.....				 Totals, Foreign Countries.....				
..... Totals, British Empire.....				 Totals, British Empire.....				
..... Totals, Merchandise.....				 Totals, Merchandise.....				
..... Coin and bullion.....				 Coin and bullion.....				
..... Grand totals.....				 Grand totals.....				

† Including British Guiana and British Honduras. ** Including Eastern Roumelia. * Including Azores and Madeira. † Including Canary Islands. (α) Two months, January and February, 1906, only.
 NOTE.—The statistics which prior to March 1, 1906, related to the "Zollgebiet" or Customs Union now covers the trade of an enlarged area, known as the "Wirtschaftsgebiet" or Economic Union in which the Free Ports of Hamburg, Cuxhaven, Bremerhaven and Geestemünde are included. The trade with these ports accordingly disappears from the statistics from that date.

SESSIONAL PAPER No. 10f

GERMANY (Wirtschaftsgebiet. See Foot Note.)

TOTAL Quantities and Values of the Principal Articles Imported for Consumption (Merchandise only) during the Years ended December 31, 1905 to 1909, inclusive.

Note:—Mark=23·8 cents. Kilog.=2·204 lbs.

Articles.	1905.		1906.		1907.		1908.		1909.	
	Quantity.	Value. Marks.	Quantity.	Value. Marks.	Quantity.	Value. Marks.	Quantity.	Value. Marks.	Quantity.	Value. Marks.
Ammunition, explosives and inflammable substances, 100 kilogs					14,633	1,761,000	11,613	4,458,000	74,982	6,827,000
Animal fats—										
Fish greases					203,814	7,662,000	180,054	6,474,000	218,143	8,035,000
Lard					1,018,051	94,207,000	1,087,019	98,964,000	987,856	111,410,000
Oleomargarine					315,303	30,047,000	231,994	24,768,000	230,201	27,095,000
Tallow					216,638	13,648,000	163,558	3,486,000	174,248	10,803,000
Animals, living—										
Cattle					205,872	77,623,000	217,470	77,987,000	209,540	72,777,000
Horses	134,732	101,360,000	155,924	110,397,000	127,639	92,787,000	119,000	84,847,000	121,341	88,201,000
Poultry										
Swine					80,631	12,703,000	97,638	16,303,000	123,503	21,456,000
Animal materials for tanning										
Beverages—										
Beer										
Spirits										
Wines		44,537,000		47,841,000	45,921	18,368,000	47,223	18,889,000	46,491	18,596,000
Books, printed or written, 100 kilogs										
Book-binders and tracing cloth, water-proof tissues, tissues covered with grinding or polishing substances, linoleum and similar materials										
Brooms, brushes and sieves										
Chemicals, simple, acids, salts and combinations of—										
Ammonia					335,223	8,381,000	472,652	11,344,000	581,319	18,452,000
Calcium carbide					258,312	6,200,000	290,212	6,385,000	269,563	4,313,000
Nitrate of soda					5,911,313	127,211,000	6,044,568	116,660,000	6,654,504	119,781,000
All other simple chemicals						45,848,000		41,997,000		48,072,000
						1,019,000		925,000		1,071,000
						2,141,000		2,013,000		1,430,000

GERMANY.

TOTAL Quantities and Values of the Principal Articles Imported for Consumption (Merchandise only), &c.—Continued.

ARTICLES.	1905.		1906.		1907.		1908.		1909.	
	Quantity.	Value.	Quantity.	Value.	Quantity.	Value.	Quantity.	Value.	Quantity.	Value.
Chemical and pharmaceutical products, N. E. S.—		Marks.		Marks.		Marks.		Marks.		Marks.
Alkaloids, salts and combinations of.....100 kilograms					545	7,146,000	452	5,867,000	435	5,746,000
Tanning extracts....."			347,138			8,735,000	397,256	9,610,000	411,101	9,763,000
All other....."			168,211			11,808,000	160,147	9,772,000		10,354,000
Chicory.....100 kilograms						2,271,000		2,162,000	112,788	1,635,000
Clocks and watches....."						28,114,000		23,448,000		22,470,000
Clothing, millinery and other sewn articles....."						7,865,000		6,481,000		7,487,000
Coal, coke, &c.—										
Coal.....100 kilograms	93,906,932	133,667,000	92,537,106	126,496,000	137,215,494	241,779,000	116,615,630	170,725,000	121,986,342	166,250,000
Coke....."					5,386,947	12,457,000	5,750,912	11,819,000	6,730,120	12,848,000
Lignite....."					89,631,033	85,149,000	85,819,664	85,820,000	81,664,786	77,582,000
Coal tar, coal tar oils and coal tar products....."						10,283,000		6,994,000		5,873,000
Cocoa, raw.....100 kilograms	296,331	33,018,000	356,819	41,155,000	345,154	52,174,000	343,519	45,436,000	407,248	42,054,000
Coffee, raw....."	1,801,661	170,308,000	1,865,287	170,067,000	1,896,246	162,275,000	1,927,909	163,401,000	2,134,884	187,743,000
Colours and dye-stuffs....."						19,341,000		17,444,000		17,464,000
Cotton—										
Raw.....100 kilograms	4,580,222	134,072,000	4,221,773	463,575,000	5,038,147	563,485,000	4,746,582	485,727,000	4,846,745	543,722,000
Worked (carded, combed, dyed, bleached, &c)."					330,079	19,942,000	320,576	16,761,000	462,468	24,290,000
Yarn....."	198,138	65,271,000	222,749	82,416,000	400,967	140,101,000	259,645	87,498,000	247,745	89,584,000
Manufactures....."						57,844,000		46,901,000		53,485,000
Earths and stones—										
Asbestos.....100 kilograms					110,957	5,563,000	100,337	3,903,000	119,283	4,023,000
Cement....."					2,414,154	7,789,000	1,685,042	4,737,000	2,241,783	6,460,000
China clay....."					2,551,902	9,442,000	2,612,127	9,665,000	2,487,395	9,203,000
Graphite....."					293,981	5,776,000	314,912	3,340,000	291,309	7,063,000
Iron....."					6,093,036	11,101,000	6,202,670	12,406,000	7,198,374	13,042,900
Marble, rough....."					548,080	8,941,000	582,462	8,488,000	481,981	7,442,000
Mica....."					8,511	4,681,000	7,043	3,874,000	8,672	4,440,000
Phosphate of lime (natural)....."					5,795,052	34,770,000	7,351,273	51,529,000	6,633,998	39,804,000
Other earths and stones....."						44,945,000		41,409,000		41,496,000

SESSIONAL PAPER No. 10f

Earthenware				9,492,000			7,268,000		6,997,000
Electrical apparatus				8,956,000			8,242,000		7,735,000
Ether, alcohols N. E. S., volatile									
oils, perfumery and cosmetics				40,247,000			32,940,000		38,756,000
Farm animal products—									
Beeswax				4,928,000			4,755,000		4,887,000
Butter				82,083,000			74,099,000		98,116,000
Cheese				28,591,000			29,147,000		28,956,000
Eggs				1,494,522			136,990,000		156,559,000
Milk and cream, fresh, even sterilized or pep- tonized.				505,434			19,570,000		22,725,000
Fish—									
Fresh							39,711,000		43,588,000
Salted—									
Herrings				35,083,000			27,232,000		32,482,000
Other				2,084,000			10,413,000		10,057,000
Caviar				3,812			8,545,000		9,415,000
Lobsters				11,713			3,563,000		3,924,000
Firearms							1,721,000		1,506,000
Flax, hemp, jute, ramie, &c.—									
Raw				3,015,153			138,800,000		141,492,000
Worked				41,104			3,521,000		3,291,000
Yarn				43,507,000			35,491,000		31,051,000
Manufactures				276,711			8,679,000		8,331,000
Fodder, green and raw, 100 kilograms				10,711,000			7,192,000		13,289,000
Fruits—									
Fresh—									
Apples				1,871,590			18,808,000		25,092,000
Apricots and peaches				66,678			2,217,000		4,221,000
Bananas				53,698			2,064,000		4,172,000
Crapes				376,716			11,489,000		11,742,000
Oranges				1,015,890			17,832,000		17,691,000
Pears and quinces				431,995			4,088,000		11,447,000
Dried—									
Almonds				111,249			16,899,000		16,207,000
Apples				140,833			8,632,000		7,946,000
Apricots and peaches				7,059			2,493,000		2,236,000
Currants				190,745			4,784,000		5,393,000
Raisins				181,748			7,277,000		7,136,000
Prunes				337,791			13,942,000		13,412,000
Fruit and plant juices				2,534,000			2,279,000		3,525,000
Furriers' wares—									
Skins wholly or partially dressed				21,916			35,574,000		56,370,000
Manufactures							22,715,000		7,035,000
Glass and glassware				13,198,000			14,731,000		17,561,000
Grain—									
Barley				21,146,743			255,849,600		303,016,000
Beans				378,468			5,812,000		7,659,000
				29,981,915			25,698,001		351,809
				16,206,476			309,352		
				258,403,000			19,856,288		
				7,469,000			309,352		

GERMANY.
TOTAL Quantities and Values of the Principal Articles Imported, &c.—Continued.

ARTICLES.	1905.		1906.		1907.		1908.		1909.	
	Quantity.	Value.	Quantity.	Value.	Quantity.	Value.	Quantity.	Value.	Quantity.	Value.
		Marks.		Marks.		Marks.		Marks.		Marks.
Grain— <i>Con.</i>										
Buckwheat.....100 kilograms.	336,485	4,578,000	223,846	3,032,000	244,713	3,797,000	232,282	3,491,000	246,032	3,488,000
Corn.....	31,281,176	97,989,000	11,400,825	112,605,000	12,521,011	136,383,000	6,698,871	81,388,000	7,070,214	87,930,000
Malt.....	997,792	23,426,000	850,225	19,937,000	865,385	21,633,000	762,519	19,444,000	577,496	14,091,000
Oats.....	9,652,502	107,105,000	6,445,481	75,412,000	3,231,763	41,420,000	2,998,036	34,497,000	5,279,410	65,681,000
Pease.....					944,654	17,158,000	818,939	13,604,000	1,012,489	18,637,000
Rice.....	5,721,856	68,013,000	6,484,717	75,367,000	2,675,015	45,718,000	3,988,606	70,822,000	2,842,529	39,894,000
Rye.....	22,875,868	329,369,000	20,080,820	281,700,000	6,082,674	89,171,000	3,472,636	52,318,000	2,747,215	38,551,000
Wheat.....					24,548,455	384,631,000	20,905,443	349,263,000	24,330,978	456,457,000
Grain products—										
Bran.....	11,194,292	103,180,000	13,392,405	127,623,000	14,169,357	148,864,000	13,626,473	132,778,000	13,463,856	139,834,000
Rice, pearled.....					729,658	16,337,000	1,169,101	27,004,000	851,935	19,293,000
Wheat flour.....	213,868	4,972,000	215,251	4,885,000	196,746	5,008,000	169,702	4,735,000	125,616	3,767,000
Gutta percha, India rubber—										
Crude.....					233,485	121,476,000	219,885	99,381,000	272,013	153,778,000
Manufactures.....						14,110,000		14,069,000		19,805,000
Hair, feathers and bristles—										
Bristles.....					35,175	22,757,000	30,546	18,656,000	31,550	19,762,000
Feathers.....					110,975	41,208,000	98,629	40,475,000	95,077	42,226,000
Hair, all sorts.....					107,475	19,267,000	95,396	16,135,000	98,956	19,227,000
Hats.....						20,853,000		13,457,000		14,768,000
Hides and skins other than fur.....					1,850,953	344,132,000	1,948,831	377,051,000	2,070,539	492,489,000
Hops.....					30,238	5,396,000	27,918	3,894,000	36,363	13,651,000
Leather—										
Unmanufactured.....					72,909	54,051,000	73,055	53,382,000	78,089	57,412,000
Manufactures.....						27,108,000		23,650,000		29,760,000
Machinery—										
Reaping.....					279,100	18,142,000	253,866	16,497,000	223,948	14,557,000
Sewing and knitting.....					29,079	7,793,000	25,496	12,543,000	25,024	6,378,000
Other machinery.....						57,259,000		46,556,000		42,546,000
Manufactures of vegetable carving materials, other than wood and cork.....						5,073,000		4,188,000		4,776,000

SESSIONAL PAPER No. 10f

Shellac.....	100 kilograms.	36,329	11,989,000	46,750	10,285,000	55,556	10,000,000
Silk—									
Raw, artificial and									
floss.....	" "	65,710	161,142,000	63,239	194,125,000	63,229	157,109,000	76,164	193,931,000
Yarn and twist.....	" "		34,204,000	19,191	32,373,000	16,883	28,684,000	17,000	27,035,000
Manufactures.....	" "			{	46,459,000	35,868,000	42,512,000
Spices.....	100 kilograms.			113,506	14,139,000	133,164	13,157,000	127,390	13,192,000
Starches and starch pro-									
ducts.....	" "			40,435	1,538,000	51,907	1,813,000	55,222	1,791,000
Stone, manufactures of, or other									
mineral substances except									
earthenware—									
Paving stone.....	100 kilograms.			6,040,125	11,753,000	5,526,746	10,803,000	4,270,322	8,336,000
Precious stones.....	" "				15,825,000	13,386,000	12,488,000
Stone-cutters' wares, plainly									
wrought.....	100 kilograms.			461,088	5,683,000	422,545	5,165,000	425,535	5,220,000
Sugar.....	" "			41,232	1,199,000	159,842	4,000,000	81,257	2,068,000
Tanning materials.....	" "			39,376	33,187,000	40,044	28,080,000	49,612	31,244,000
Tea.....	100 kilograms.				7,315,000		7,033,000		8,572,000
Tobacco—									
Unmanufactured.....	100 kilograms.	843,506	146,069,000	690,164	132,016,000	752,416	125,535,000	762,447	132,088,000
Manufactured.....	" "			44,692	18,725,000	143,209	27,084,000	136,262	26,680,000
Turpentine.....	" "			1,123,213	25,893,000	1,293,263	28,212,000	983,427	24,175,000
Varnishes, lacrs and									
celerents.....	" "			28,568	3,837,000	24,110	3,195,000	23,591	3,474,000
Vegetables—									
Potatoes.....	" "			3,367,118	16,718,000	3,294,172	15,257,000	3,466,172	21,538,000
Kitchen vegetables.....	" "			1,881,440	29,563,000	2,328,450	36,465,000	2,353,458	42,385,000
Vegetable products for industrial									
or medicinal use.....	" "				42,344,000		33,065,000		31,523,000
Vehicles.....	" "				20,064,000		12,731,000		11,532,000
Vessels.....	" "				32,040,000		16,976,000		18,605,000
Vinegar and yeasts.....	" "				1,973,000		2,759,000		3,452,000
Wood—									
Cork and cork bark.....	100 kilograms.			278,042	8,099,000	335,066	8,917,000	279,410	6,612,000
Cork wares.....	" "			16,981	5,400,000	15,471	4,733,000	15,750	3,984,000
Railway sleepers.....	" "			4,341,004	19,263,000	4,051,267	13,075,000	2,271,681	9,387,000
Staves and headings.....	" "			482,882	6,639,000	424,061	5,863,000	438,285	6,177,000
Timber for building and indus-									
trial purposes—									
Rough, merely cut into									
lengths.....	100 kilograms.	53,108,566	266,867,000	62,478,113	286,839,000	34,550,277	108,569,000	34,236,585	108,817,000
Heaven longitudi-									
nally.....	" "			4,337,501	25,007,000	3,839,212	30,550,000	4,417,226	23,181,000
Sawn longitudi-									
nally.....	" "			19,883,077	138,729,000	16,826,640	115,157,000	17,405,911	120,575,000
Wood blocks for pulp.....	" "			7,450,546	20,862,000	8,334,813	19,170,000	10,652,501	23,438,000
Wooden wares.....	" "				17,479,000		16,182,000		18,384,000

GERMANY.
TOTAL Quantities and Values of the Principal Articles Imported, &c.—*Concluded.*

ARTICLES.	1905.		1906.		1907.		1908.		1909.	
	Quantity.	Value. Marks.	Quantity.	Value. Marks.	Quantity.	Value. Marks.	Quantity.	Value. Marks.	Quantity.	Value. Marks.
Wool:—										
Raw.....100 kilogs.	1,651,525	327,209,000	1,748,400	372,346,000	1,853,064	393,999,000	1,800,451	311,518,000	1,939,095	356,745,000
Worked (combed or carded)....."	296,681	94,077,000	304,975	79,163,000	308,450	109,751,000
Yarn....."	210,376	93,393,000	245,864	122,653,000	260,319	138,990,000	294,492	97,478,000	296,775	119,654,000
Manufactures....."	25,227,000	32,979,000	35,144,000	33,071,000	34,947,000
Total value of the principal and other articles imported (mdse).	7,128,825,000	8,021,890,000	8,743,976,000	7,664,021,000	8,520,125,000
Coin and bullion.....	307,438,000	416,663,000	256,645,000	413,072,000	340,285,000
Total imports.....	7,436,263,000	8,438,553,000	9,000,621,000	8,077,093,000	8,860,410,000

NOTE:—The statistics which prior to the March 1, 1906, related to the "Zollgebiet" or Customs Union, now cover the trade of an enlarged area known as the "Wirtschaftsgebiet" or Economic Union, in which the Free Ports of Hamburg, Cuxhaven, Bremerhaven and Geestemünde are included. The trade with these ports accordingly disappears from the statistics from that date.

GERMANY.

TOTAL Quantities and Values of the Principal Articles of Domestic Produce Exported, &c.—Continued.

ARTICLES.	1905.		1906.		1907.		1908.		1909.	
	Quantity.	Value.	Quantity.	Value.	Quantity.	Value.	Quantity.	Value.	Quantity.	Value.
Chemicals, simple, &c.— <i>Contd.</i>		Marks.		Marks.		Marks.		Marks.		Marks.
Soda			396,021	3,279,000	606,803	5,326,000	574,618	5,067,000		
Subphate of potash			461,376	7,616,000	488,069	8,053,000	630,648	10,406,000		
Zinc oxide			11,370	3,471,000	7,576	2,046,000	8,472	737,000		
All other				102,487,000		97,837,600		118,879,000		
Chemical and pharmaceutical products, N. E. S.—										
Alkaloids, salts and combinations of			11,774	5,917,000	2,409	17,213,000	2,289	15,557,000		
Gelatine			10,224	2,556,000	9,999	2,500,000	9,901	2,277,000		
Glue			54,722	3,311,000	50,291	3,043,000	52,575	3,181,000		
Tanning extracts			7,045	204,000	114,400	3,436,000	141,157	4,243,000		
All other				40,603,000		32,199,000		36,622,000		
Clocks and watches				26,371,000		21,970,000		22,053,000		
Clothing, millinery and other sewn articles				125,101,000		122,700,000		56,783,000		
Coal, coke, &c.—										
Coal	181,569,977	230,984,000	200,565,031	279,628,000	211,907,772	287,478,000	233,507,049	312,971,000		
Coal briquettes			8,793,013	17,793,000	10,701,991	20,940,000	11,439,175	21,977,000		
Coke	27,610,804	56,634,000	37,911,349	90,326,000	35,774,961	82,768,000	34,447,911	70,404,000		
Coal-tar, coal-tar oils, and coal-tar products—										
Aniline and aniline salts			87,038	8,051,000	70,452	6,517,000	78,819	7,496,000		
All other				22,586,000		22,446,000		23,635,000		
Colours and dye-stuffs—										
Aniline dyes			437,159	112,447,000	390,132	99,087,000	477,841	117,677,000		
Aizarine dyes			104,422	23,435,000	88,436	20,972,000	97,495	22,873,000		
Bronze colours			16,985	6,454,000	15,119	4,536,000	17,173	4,980,000		
Indigo			164,284	42,793,000	153,670	38,876,000	164,001	40,061,000		
Whitelead	111,648	23,721,000	230,329	9,674,000	233,347	7,653,000	196,413	6,134,000		
Zinc, white and gray			187,346	9,307,000	177,367	8,159,000	184,385	8,666,000		
All other				32,368,600		29,371,000		30,923,000		

GERMANY.

TOTAL Quantities and Values of the Principal Articles of Domestic Produce Exported (Merchandise only) &c.—Continued.

ARTICLES.	1905.		1906.		1907.		1908.		1909.	
	Quantity.	Value.	Quantity.	Value.	Quantity.	Value.	Quantity.	Value.	Quantity.	Value.
		Marks.		Marks.		Marks.		Marks.		Marks.
Farm animal products— <i>Continued.</i>										
Milk.....100 kilogs.										
Fish, fresh....."										
Pheasants....."										
Flax, hemp, jute, ramie, &c.—										
Raw.....100 kilogs.										
Worked....."										
Yarn....."										
Manufactures....."										
Podder, green or raw.....100 kilogs.										
Fruits....."										
Fruit and plant juices....."										
Furs:—										
Skins, wholly or partially dressed.....100 kilogs.										
Manufactures....."										
Glass and glassware....."										
Grain:—										
Malt.....100 kilogs.										
Oats....."										
Pease....."										
Rice....."										
Rye....."										
Wheat....."										
Grain products:—										
Bran.....100 kilogs.										
Rice, pearled....."										
Rye flour....."										
Wheat flour....."										
Gutta percha, India rubber:—										
Crude.....100 kilogs.										
Manufactures....."										
Hair, feathers and bristles:—										
Bristles.....100 kilogs.	17,882	19,181,000	20,028	21,164,000	19,452	20,796,000	17,584	18,246,000	18,770	19,917,000

GERMANY.
Total Quantities and Values of the Principal Articles of Domestic Produce Exported, &c.—Continued.

ARTICLES.	1905.		1906.		1907.		1908.		1909.	
	Quantity.	Value.	Quantity.	Value.	Quantity.	Value.	Quantity.	Value.	Quantity.	Value.
Metals—<i>Con.</i>		Marks.		Marks.		Marks.		Marks.		Marks.
Iron—<i>Con.</i>										
Malleable iron bars, 100 kilograms.	3,253,492	32,700,000	5,325,980	61,913,000	6,078,059	77,315,000	6,496,900	72,294,000	6,335,829	66,895,000
Needles and pins. "					32,968	21,157,000	28,183	17,574,000	38,823	18,185,000
Pig iron	3,808,237	20,128,000	4,797,720	30,462,000	2,751,701	19,641,000	2,578,488	16,212,000	4,710,458	28,516,000
Rails.	2,848,155	27,171,000	3,692,687	38,402,000	4,176,931	50,626,000	3,313,252	37,913,000	3,646,619	38,532,000
Sheets and plates.	2,977,519	35,996,000	2,985,000	44,990,000	3,007,858	52,078,000	3,507,368	51,086,000	3,766,278	51,628,000
Tubing.					1,185,222	40,779,000	1,165,498	34,951,000	1,283,977	36,157,000
Wire.	3,116,722	39,642,000	3,273,720	50,545,000	3,076,802	54,260,000	3,522,998	52,533,000	3,494,079	52,771,000
All other.						742,383,000		369,937,000		312,464,000
Lead—										
Unwrought.					277,080	10,676,000	299,670	8,284,000	316,743	8,390,000
Wrought.					105,510	8,543,000	105,069	7,421,000	110,006	7,610,000
Nickle.					12,654	5,002,000	16,044	5,883,000	19,488	7,454,000
Silver.					4,431	31,015,000	4,697	51,447,000	5,082	50,441,000
Tin.										
Unwrought.					42,442	16,001,000	37,065	10,008,000	54,250	14,756,000
Wrought.					26,038	12,070,000	24,145	9,248,000	25,045	9,618,000
Zinc—										
Unwrought.					689,007	33,169,000	752,902	31,607,000	822,258	36,485,000
Wrought.					274,484	16,328,000	217,058	13,083,000	221,569	13,749,000
Unenumerated metals						99,186,000		86,439,000		68,860,000
Mineral oils and other raw mineral materials.						11,359,000		35,221,000		13,637,000
Mineral water.						11,211,000		10,205,000		8,185,000
Musical instruments—										
Pianos.						36,117,000		32,735,000		33,274,000
Piano mechanisms and key-boards for.						4,202,000		3,921,000		3,853,000
Stringed instruments.						4,355,000		3,825,000		3,902,000
All other.						19,807,000		16,056,000		14,228,000
Oilcake and oilcake-meal, 100 kilograms.					1,797,111	23,748,000	1,881,754	25,255,000	1,953,185	27,579,000
Ores, slag, ashes:—										
Iron ore.					39,044,077	20,073,000	30,677,365	14,244,000	28,250,060	13,669,000
Zinc ore.					348,629	3,906,000	394,502	3,929,000	519,936	5,027,000
All other.						4,629,000		3,141,000		4,305,000

SESSIONAL PAPER No. 10f

GOLD COAST.

VALUE of the Total Imports and Exports from and to each Principal Country during the Years ended December 31, 1905 to 1909, inclusive. (*Including Coin and Bullion.*)

IMPORTS.				EXPORTS.				
1905.	1906.	1907.	1908.	1909.	1906.	1907.	1908.	1909.
£	£	£	£	£	£	£	£	£
5,084,002	7,740,243	8,557,133	7,183,838	8,667,543	5,729,852	9,512,514	9,501,654	8,737,141
14,246	67,451	4,818	1	2,745	23,365	9,840	22,386	39
212,780	268,840	586,312	18,896	12,379	52,541	24,659	290	107,963
397	83	243	640	62,270	643,620	854,047	623,016	1,008,563
5,311,425	8,076,617	9,148,506	7,457,490	8,962,877	6,449,378	10,397,546	10,148,349	9,913,706
<i>COUNTRIES.</i>								
<i>British Empire.</i>								
United Kingdom.....								
Gambia.....								
Sierra Leone.....								
*Southern Nigeria.....								
Other British Possessions.....								
Totals, British Empire.....								
<i>Foreign Countries.</i>								
Africa (Foreign).....								
France.....								
Germany.....								
Holland.....								
Lome.....								
Spanish Colony.....								
Togoland.....								
United States.....								
Other Foreign Countries.....								
Totals, Foreign Countries.....								
Totals, British Empire.....								
Grand totals.....								
403,402	401,388	329,487	511,839	11,363	1,486	16,990
74,971	52,219	56,166	42,092	50,900	267,758	429,221	491,923	618,893
1,002,543	1,011,381	1,135,077	1,178,721	1,192,542	1,282,230	1,893,946	1,295,840	1,964,624
266,463	269,672	565,428	470,967	769,796	277	3,332	84	569
26,297	48,720	113,846	71,800	163,145	8,693	6,375
146,123	159,533	37,103	25,487	484,662	193,651	190,399
966	637	1,364	837	13,214	1,415	2,787	159,682	231,471
1,920,771	1,943,550	2,306,976	2,419,151	2,689,928	1,561,859	2,458,600	2,140,814	3,010,082
5,311,425	8,076,617	9,148,506	7,457,490	8,962,877	6,449,378	10,397,546	10,148,349	9,913,706
7,232,196	10,020,167	11,515,482	9,876,641	11,652,805	8,011,237	12,856,146	12,289,163	12,923,788

* Lagos prior to 1907.

1 GEORGE V., A. 1911

GOLD COAST.

TOTAL Quantities and Values of the Principal Articles of Merchandise Imported during the Years ended December 31, 1905 to 1909, inclusive.

ARTICLES.	1905.		1906.		1907.		1908.		1909.	
	Quantity.	Value.	Quantity.	Value.	Quantity.	Value.	Quantity.	Value.	Quantity.	Value.
		\$		\$		\$		\$		\$
Agricultural implements.....		33,108		31,989		38,037		40,043		59,218
Ale, beer and porter.....	39,223	29,912	47,247	36,056	50,085	66,154	48,657	70,166	51,975	
Animals, living.....		17,316		16,377		9,129		2,716		5,912
Apparatus and structural materials for telegraphs, telephones and electric lighting.....		9,850		8,390		19,797		15,991		32,008
Apparel wearing.....		253,884		295,421		399,407		387,027		368,966
Bags and sacks.....		34,173		48,836		68,654		64,280		78,504
Beads.....		87,857		79,959		109,846		157,577		114,177
Beef and pork.....		45,698		46,944		55,387		43,011		49,474
Blue, indigo.....	166,057	17,394	263,372	26,820	257,740	30,435	226,337	25,063	304,816	528,134
Books, printed.....		26,752		27,020		28,222		25,447		28,012
Brass and copperware.....		24,504		17,175		19,131		28,986		28,596
Bread and biscuits.....	12,017	66,882	10,091	55,348	9,789	53,222	6,741	40,558	6,891	41,887
Building materials.....		108,029		144,170		158,264		137,527		238,413
Candles.....	468,191	46,321	729,204	67,321	750,785	83,054	791,974	81,867	859,745	84,159
Carriages and carts.....		22,021		87,936		12,488		14,637		27,141
Cartridges (filled).....	333,374	8,361	373,630	21,447	825,887	18,795	305,563	22,265	659,297	15,174
Clocks and watches.....		10,337		9,907		13,213		13,111		12,863
Coal.....	9,582	104,448	21,376	186,359	24,334	173,691	18,868	125,901	15,049	133,074
Coopers' stores.....		47,717		70,839		127,180		76,007		93,070
Cordage.....		103,639		93,727		108,108		119,136		119,593
Cotton goods, including twist and yarn.....		1,752,117		1,828,656		2,608,455		2,149,793		2,108,397
Drugs and chemicals.....		88,403		128,358		139,386		119,827		83,531
Earthenware.....		32,222		29,463		37,478		47,664		45,586
Firearms.....		18,326		22,601		22,435		31,273		24,464
Flour.....	22,851	177,895	21,924	147,582	21,156	138,700	25,930	181,595	23,971	181,983
Furniture.....		70,902		80,762		100,760		99,221		102,730
Galvanized iron and slates.....		59,252		95,747		128,047		151,152		142,939
Glassware.....		14,902		14,449		13,349		15,203		17,272
Gunpowder.....	92,379	7,041	212,887	20,089	309,401	28,971	336,182	32,957	27,438	
Hardware and cutlery.....		189,422		213,651		263,350		269,711		313,710
Lumber.....	2,242,920	89,235	2,299,932	95,387	3,508,913	150,365	2,010,810	83,833	2,505,253	110,346

GOLD COAST.

Total Quantities and Values of the Principal Articles of Merchandise Exported during the Years ended December 31, 1905 to 1909, inclusive.

ARTICLES.	1905.		1906.		1907.		1908.		1909.	
	Quantity.	Value.	Quantity.	Value.	Quantity.	Value.	Quantity.	Value.	Quantity.	Value.
		£		£		£		£		£
Cocoa.....	11,407,608	909,137	20,104,504	1,636,509	20,956,400	2,506,766	28,545,910	2,631,906	45,277,606	3,676,022
Coffee.....	5,282	380	2,769	238	516	48	436	53	346	15
Copra.....	251	15,369	327	20,878	386	30,158	613	31,584	809	50,861
Concentrates.....						164,016		146,360		123,681
Cotton, raw.....	29,124	2,511	92,886	4,973	56,088	4,701	51,480	5,700	31,290	3,845
Cotton manufactures.....		8,590		5,879		19,593		1,445		1,518
Gum, copal.....	29,212	1,976	194,162	10,784	398,363	24,985	380,451	23,161	62,042	3,708
Kola nuts.....		292,335		368,342		383,985		410,562		456,737
Lumber.....	8,363,362	410,883	7,807,151	389,854	18,528,348	824,695	19,010,493	770,451	9,838,959	403,626
Monkey skins.....	1,001	204	776	175	285	58	54	17	230	24
Palm kernels.....	9,780	382,642	9,355	363,392	9,753	495,533	8,956	378,729	11,598	547,134
" oil.....	1,598,272	430,013	2,143,118	698,372	1,897,945	581,411	2,255,371	630,403	2,007,296	588,760
Rubber (African).....	3,687,778	1,575,700	3,649,668	1,627,924	3,549,548	1,621,184	1,773,248	818,300	2,764,190	1,283,310
All other articles.....		37,575		228,019		73,378		43,841		46,096
Totals (mdse).....		4,067,515		5,285,339		6,730,658		5,892,602		7,183,337
Coin and bullion :—										
Bullion, gold and silver.....	158,736	2,903,370	217,288	4,000,522	292,125	5,504,078	288,546	5,459,767	254,304	4,781,917
Coin, gold and silver.....		1,040,352		430,009		621,410		336,734		956,304
Total exports.....		8,011,237		9,715,870		12,856,146		12,289,163		12,923,788

SESSIONAL PAPER No. 10f

GREECE.

VALUE of the Total Imports for Consumption and Exports of Domestic Produce from and to each Principal Country during the Years ended December 31, 1904 to 1908, inclusive. (Including Coin and Bullion.)

NOTE:—Drachma = 19·3 cents.

IMPORTS.					EXPORTS.				
COUNTRIES.					COUNTRIES.				
1904.	1905.	1906.	1907.	1908.	1904.	1905.	1906.	1907.	1908.
Drachmas.	Drachmas.	Drachmas.	Drachmas.	Drachmas.	Drachmas.	Drachmas.	Drachmas.	Drachmas.	Drachmas.
29,832,000	27,517,000	27,876,417	31,655,947	36,028,087	21,659,000	24,437,000	37,613,757	32,666,235	26,602,861
1,517,000	2,657,000	4,034,054	7,360,596	7,188,598	4,196,000	6,441,000	8,776,715	11,290,037	6,051,852
26,138,000	19,444,000	16,920,959	19,261,298	17,714,084	10,550,000	7,877,000	11,452,270	11,414,079	12,675,978
2,176,000	2,276,000	2,226,902	2,534,838	4,293,734	7,907,000	2,068,000	3,221,208	3,887,164	4,107,742
663,000	5,136,000	12,438,210	11,386,592	9,245,808	133,000	52,469	127,248	90,549
10,298,000	634,000	578,728	780,428	764,957	6,229,000	5,929,000	8,184,955	8,325,717	7,450,926
13,078,000	10,101,000	10,198,205	10,802,934	10,781,198	8,624,000	7,978,000	8,125,889	7,525,474	11,246,335
1,167,000	13,897,000	14,585,943	13,791,677	14,747,474	6,919,000	7,514,000	10,893,081	10,813,312	10,152,161
7,006,000	1,922,000	1,480,690	1,871,619	2,734,135	6,094,000	7,180,000	11,786,480	16,639,595	9,425,828
2,203,000	6,190,000	6,776,684	6,192,560	6,023,566	3,663,000	4,266,000	5,073,336	8,319,981	9,180,743
27,223,000	3,815,000	2,068,442	1,610,757	1,897,601	1,712,000	1,152,000	648,503	457,507	755,868
7,463,000	348,000	405,630	444,226	322,041	2,691,000	811,000	4,888,037	1,915,013	2,241,492
16,396,000	15,538,000	14,008,468	12,783,661	14,202,553	6,581,000	4,516,000	7,116,493	6,168,085	5,730,967
4,945,000	4,556,000	4,394,810	4,542,367	6,531,898	4,285,000	4,289,000	5,691,324	4,130,750	4,919,994
137,016,000	141,756,000	144,636,162	149,067,753	154,633,041	90,570,000	83,691,000	123,525,906	117,620,197	110,713,003
Totals.....					Totals.....				

GREECE.

Total Quantities and Values of the Principal Articles Imported for Consumption during the Years ended December 31, 1904 to 1908, inclusive.

NOTE:—Drachma=19·3 cents. Oeque=2·84 lbs. Cub. metre=35·31 cub. ft.

ARTICLES.	1904.		1905.		1906.		1907.		1908.	
	Quantity.	Value.	Quantity.	Value.	Quantity.	Value.	Quantity.	Value.	Quantity.	Value.
		Drachmas.		Drachmas.		Drachmas.		Drachmas.		Drachmas.
Agricultural implements.....		35,807		43,502		111,535		158,400		145,981
Animals:—										
Horned cattle.....	13,734	2,610,750	8,479	1,509,900	14,449	2,101,170	6,164	1,286,960	5,496	1,096,950
Horses.....	4,633	3,011,450	3,185	2,070,250	2,864	1,864,600	1,991	1,294,150	1,489	967,850
Sheep.....	102,501	1,230,012	106,627	1,279,524	108,111	1,297,332	85,967	1,031,604	108,477	1,301,724
Other.....		428,571		584,049		724,013		657,949		818,542
Butter.....	87,608	248,092	55,707	159,989	81,773	267,025	134,514	436,087	82,608	270,739
Charcoal.....	6,349,768	507,981	5,521,348	441,707	3,878,940	310,315	2,196,567	175,725	2,584,169	202,733
Cheese.....	71,366	174,888	73,345	179,285	96,527	266,245	79,167	289,950	84,370	244,001
Clothing, cotton, silk and woollen.....		129,560		128,365		182,657		178,424		140,951
Coal.....	163,052,000	6,522,000	126,846,000	5,074,000	118,647,014	4,745,880	197,853,408	7,514,376	340,661,430	13,626,457
Coffee, raw and roasted.....	1,344,000	2,958,000	1,391,000	3,061,000	1,318,688	2,769,244	1,385,640	2,909,844	1,447,384	3,039,506
Colours.....	725,785	2,218,929	683,792	1,670,957	719,872	1,934,420	701,222	1,878,568	901,776	2,338,646
Copper sulphate.....	910,812	485,406	1,129,341	564,671	1,474,362	1,106,221	1,703,091	1,277,318	1,348,267	1,011,200
Cordage.....	463,018	486,133	453,744	463,547	431,625	502,776	238,622	335,210	284,063	346,412
Cotton:—Raw.....	1,463,000	1,914,000	1,631,000	2,158,000	2,080,098	2,698,523	1,568,431	2,045,278	1,898,245	2,502,339
Thread for sewing.....	96,905	256,798	109,305	289,649	113,589	301,010	120,657	319,741	115,526	306,143
Yarn.....	599,000	1,304,000	718,000	1,494,000	486,624	1,067,572	398,917	912,118	449,066	985,620
Manufactures, except clothing.....	2,243,000	11,358,000	2,071,000	10,282,000	2,111,984	10,495,494	2,090,268	10,757,323	1,985,684	9,950,012
Eggs.....	4,318,484	86,370	4,793,703	95,874	7,541,297	226,238	8,396,931	251,907	7,751,801	232,534
Firearms.....	5,336	246,305	8,507	326,265	24,524	1,107,305	29,693	1,439,185	16,421	822,795
Fish, fresh and preserved.....	4,900,000	4,993,000	5,806,000	5,667,000	5,299,671	5,845,819	6,397,912	6,841,371	7,858,969	7,995,519
Fruits:—Fresh.....	138,035	55,214	514,641	205,856	652,619	359,126	527,308	210,923	374,754	142,501
Other.....	231,982	502,512	222,892	617,905	182,519	516,779	180,215	544,585	149,766	442,303
Glass and earthenware.....		2,073,000		2,546,000		2,119,135		1,961,934		2,148,378
Grain and grain products:—										
Wheat.....	109,130,588	27,282,647	121,902,973	30,475,743	157,889,034	34,735,587	158,491,571	34,868,146	141,150,049	31,053,010
Other grain.....	2,665,658	453,161	11,976,711	2,036,041	17,132,416	2,912,510	18,611,652	3,163,980	18,787,608	3,193,893

TRADE OF FOREIGN COUNTRIES

SESSIONAL PAPER No. 10f

Wheat flour	1,151,814	460,725	2,010,172	804,069	7,750,196	3,100,978	4,231,348	1,692,539	1,733,123	693,249
Other flour	106,082	31,825	3,820	1,146	80,385	24,115	7,876	2,364	5,731	1,719
Hats in general		181,959		170,388		243,213		304,496		229,539
Hides and skins, raw, fresh or dried, salted or not	2,482,000	4,528,000	2,146,000	3,910,000	1,965,101	3,429,170	1,979,942	3,429,427	1,961,716	3,463,650
Indigo	26,129	522,580	15,097	301,940	14,378	291,660	14,713	294,260	12,635	252,700
Machinery	1,460,395	1,795,547	1,508,550	1,556,032	2,418,522	2,461,409	2,639,966	2,861,683	2,813,512	2,900,539
Medicinal oils	61,228	527,952	84,965	737,341	64,498	558,082	64,655	566,741	60,881	529,115
Metals										
Brass and bronze	55,597	161,821	68,727	290,863	106,035	311,191	88,436	249,962	141,672	408,623
Copper, ore, scrap, sheets, etc.	180,121	373,917	149,529	277,591	146,050	272,343	109,932	292,789	156,940	288,469
Iron and steel in bars, plates, sheets, &c.	7,209,820	2,343,405	7,537,145	2,330,310	6,791,892	1,959,226	9,322,193	2,592,703	8,479,485	2,358,982
Iron pipes, girders, &c.	2,014,285	1,007,143	2,389,325	1,194,662	2,533,905	1,013,562	2,169,330	2,486,720	994,688	2,486,720
Lead in pigs, bars, &c.	541,898	352,231	793,344	515,674	581,695	378,102	872,184	566,919	879,306	571,548
Nails, screws, &c.	718,108	333,540	759,263	861,081	662,370	861,081	677,215	880,379	759,664	982,363
Wrought iron-ware, not polished	598,147	1,495,897	553,664	1,384,160	644,688	1,611,720	659,478	1,626,195	782,488	1,956,220
Oil—Lansed	194,947	292,421	201,955	302,933	219,954	329,931	177,257	265,886	216,719	325,078
Olive kernels and all oleaginous substances suitable for the extraction of oil										
Paper and mfrs. of	10,374,536	2,074,907	14,925,926	2,984,785	7,642,103	1,528,420	10,681,112	2,136,222	13,846,750	2,769,350
Perfumes	12,279	3,327,000	11,227	3,320,000	10,638	3,172,783	10,967	3,769,430	12,197	4,157,662
Petroleum and mineral oils		429,765		392,945		372,330		383,845		436,895
Potash, soda, caustic soda and saltpetre	2,897,000	875,000	2,867,000	1,041,000	3,017,065	1,046,296	2,508,488	929,195	3,271,673	1,137,623
Pulse	1,217,858	365,357	1,466,816	440,045	1,936,278	580,883	2,663,348	799,004	2,789,058	836,717
Quinine	3,952	316,160	5,660	452,800	10,676	533,800	3,522	176,100	4,138	206,900
Rice	4,395,322	1,977,894	4,225,925	1,901,486	4,070,639	1,831,787	4,312,911	1,940,809	4,579,363	2,060,713
Seeds, oleaginous	387,437	147,039	276,695	98,867	587,633	233,145	442,742	171,659	848,577	313,026
Silk manufactures except clothing	13,542	918,000	14,670	1,077,000	13,267	1,151,615	14,922	1,312,535	15,144	1,131,950
Sponges	10,294	308,820	19,641	589,230	33,007	660,140	29,433	588,660	17,442	348,840
Sugar	5,793,000	2,607,000	6,417,000	2,888,000	6,264,824	2,505,929	6,355,698	2,542,279	6,320,453	2,528,181
Sulphur ore, powder, &c.	8,663,133	1,299,470	7,893,077	1,183,962	9,293,846	1,394,976	8,164,413	1,224,661	7,804,303	1,170,645
Wire of all kinds	939,000	312,000	1,320,000	578,000	1,485,101	1,017,354	1,282,872	494,253	1,561,721	585,833
Wood—For building. Cuts, metres	54,671	1,702,000	70,881	6,096,000	895,377	5,871,825	131,146	7,657,829	298,333	7,144,624
Staves	7,396,636	1,035,532	4,556,116	637,855	4,908,139	981,627	6,415,915	1,283,183	6,446,677	1,289,335
Woolen manufactures except clothing	803,000	5,437,000	527,000	3,839,000	642,934	4,863,511	751,290	5,496,542	709,458	5,638,957
Total value of principal and other articles imported	137,616,000			141,756,000		144,636,162		149,067,753		154,633,041

GREECE.
Total Quantities and Values of the Principal Articles of Domestic Produce Exported during the Years ended December 31, 1904
to 1908, inclusive.

Note:—Drachma = 19·3 cents. Livre = 1·1 lb. Oeque = 2·84 lbs. Quintal = 123·2 lbs. Kilog = 2·204 lbs.

ARTICLES.	1904.		1905.		1906.		1907.		1908.	
	Quantity.	Value.	Quantity.	Value.	Quantity.	Value.	Quantity.	Value.	Quantity.	Value.
Animals, living	Drachmas, 238,188	Drachmas, 266,288	Drachmas, 419,750	Drachmas, 351,300	Drachmas, 112,290
Cheese	272,387	435,842	647,270	577,319	407,209
Fruits—
Currants (Raisins de Corinthe)
Figs
Fresh fruits
Oranges, citrons, cedrats, &c.
Raisins, other, dry
Hides, raw, fresh or dried
Marble—Rough
Wrought
Mineral ores—
Argentiferous lead, 1,000 kilogs
Galena
Hematite
Manganiferous iron
Zinc (Calamine)
(Blende)
Oil—
Olive mt.
Olives
Pulse
Resin
Silk, raw
Spirits—Alcohol
Cognac
Sponges
Tobacco leaf
Valonia
Wine in the cask
Total value of principal and other articles exported	90,570,000	83,691,000	123,525,906	117,620,197	110,713,003

SESSIONAL PAPER No. 10f

GRENADA.

VALUE of the Total Imports and Exports from and to each Principal Country during the Years ended December 31, 1905 to 1909, inclusive. (Including Coin and Bullion.)

IMPORTS.				EXPORTS.				
1905.	1906.	1907.	1908.	1909.	1906.	1907.	1908.	1909.
£	£	£	£	£	£	£	£	£
487,066	421,604	604,259	661,986	540,516	585,592	876,428	1,024,740	1,012,169
104,551	117,101	167,710	149,851	160,142	5,173	10,623	13,412	7,085
103,918	74,251	58,375	101,747	38,661	3,918	284	214	24
1,937	1,100	2,151	1,462	944	59	58	25	..
1,820	2,789	5,499	6,848	6,278	692	2,545	2,711	3,485
21,706	22,557	19,000	23,710	15,160	3,700	5,387	11,232	5,713
78,951	98,135	117,958	77,419	104,049	20,449	12,663	13,568	23,039
1,294	11,311	10,031	20,572	22,338	313	2,955	22,187	2,435
801,243	748,849	984,983	1,046,615	888,088	919,896	910,893	1,088,089	1,053,550
5,623	4,555	2,915	4,871	5,042	195	657	642	253
1,869	3,368	2,487	6,175	599	164,391	650,648	494,783	185,949
1,898	1,845	1,742	647	861	20	715
..	599	948	2,341	4,292	9,460	4,151	10,502	..
338,360	325,365	407,476	411,744	403,773	287,108	462,640	156,570	145,236
4,541	1,723	2,531	1,840	1,158	701	1,119	1,533	1,192
1,112	948	1,703	4,173	1,602	146	31	201	..
338,403	338,603	419,852	431,794	417,327	462,021	1,119,961	660,231	332,700
801,243	748,849	984,983	1,046,615	888,088	919,896	910,893	1,088,089	1,053,550
1,151,646	1,087,452	1,404,835	1,478,409	1,305,415	1,381,917	2,030,854	1,743,320	1,386,250

COUNTRIES.

British Empire.

United Kingdom

Barbados

Canada

Jamaica

St. Lucia

St. Vincent

Trinidad

Other British Possessions

Totals, British Empire

Foreign Countries.

Dutch West Indies

France

Germany

Holland

United States

Venezuela

Other Foreign Countries

Totals, Foreign Countries

Totals, British Empire

Grand totals

GRENADA.

Total Quantities and Values of the Principal Articles of Merchandise Imported during the Years ended December 31, 1905 to 1909, inclusive.

ARTICLES.	1905.		1906.		1907.		1908.		1909.	
	Quantity.	Value. \$	Quantity.	Value. \$	Quantity.	Value. \$	Quantity.	Value. \$	Quantity.	Value. \$
Animals, living.....	No.	184	12,711	3,961	188	8,122	182	9,178	215	9,344
Boots and shoes.....			16,420	21,380		26,309		29,190		26,002
Bread.....	Lbs.	478,220	18,771	15,393	514,341	19,748	451,473	19,899	386,326	22,567
Butter.....	"	32,406	9,747	31,886	40,326	11,470	36,916	11,470	36,812	12,166
Carriages and other vehicles on springs.....			4,609	3,169		7,811		5,182		6,102
Cement.....	Bris.	2,743	4,234	4,203	2,515	4,244	1,848	2,701	4,001	4,974
Cheese.....			5,416	4,618		5,309		4,847		4,390
Coal.....	Tons	979	4,098	1,645	1,026	12,069	1,650	13,641	1,425	9,524
Cordage and rope.....			5,258	8,848		9,587		8,141		7,767
Earthenware and glassware.....			11,899	11,023		14,975		15,340		14,493
Fish.....			77,219	60,162		68,848		62,133		65,997
Flour, wheaten.....	Bris.	26,316	153,581	29,387	140,783	33,669	165,457	32,396	187,065	165,690
Furniture.....			12,220	9,417		16,109		18,094		15,729
Lard.....	Lbs.	96,960	6,735	102,329	93,670	9,281	87,865	7,840	77,864	8,717
Leather, manufactured.....			11,670	11,398		13,271		13,169		11,164
Malt liquor.....			6,978	6,492		8,006		9,752		5,587
Meal.....			4,180	5,314		4,764		4,998		3,489
Manures.....			18,474	12,708		15,413		28,041		39,021
Medicinal extracts and preparations.....			16,679	13,300		15,646		16,157		14,137
Meats.....	Lbs.	604,204	44,442	518,747	616,580	52,253	504,069	45,975	391,620	45,460
Metal manufactures—										
Hardware.....			63,797	3,148		2,647		1,801		2,346
Other.....			234	64,941		76,869		109,183		75,584
Molasses.....	Galls.	978	284	433	41,540	8,643	3,665	1,173		1,173
Oats.....	Bush.	26,922	18,001	26,865	23,502	24,858	22,186	21,515	23,931	27,433
Oils.....	Galls.	106,675	31,258	108,209	34,713	112,539	110,644	39,074	107,451	45,250
Oleomargarine and butterine.....	Lbs.	163,149	17,390	162,977	16,875	192,767	158,264	16,766	163,971	18,610
Paints and varnishes.....			4,093	3,315		4,628		4,059		5,373
Paper.....			1,922	3,378		3,776		4,185		4,098
Pease.....	Bush.	4,060	6,229	4,155	4,627	6,696	4,346	7,158	2,948	5,144
Potatoes.....			4,375	4,628		3,650		5,504		3,611
Rice.....	Lbs.	1,341,361	30,713	1,159,095	31,696	34,446	1,072,165	35,881	892,051	28,591

SESSIONAL PAPER No. 10f

Shingles.....	No.	5,790	813,550	2,482	623,050	3,041	1,645,150	11,174	600,100	3,665
Soap.....		18,814	7,858	15,447	12,779	19,048	20,251	24,630	10,433	18,819
Spices.....	Galls.	21,086	4,024	17,432	6,170	24,253	6,065	24,814	7,139	25,540
Stationery.....		8,176	1,180,697	7,417	1,895,560	9,061	1,550,651	9,129	1,428,011	6,804
Stockfeed.....	Lbs.	38,514	217,335	34,514	189,883	53,921	248,930	51,003	282,484	57,558
Sugar.....		46,764	1,227,784	37,337	1,205,917	39,342	2,732,850	97,786	987,168	190,559
Textiles.....	Feet	13,797	109,215	13,481	129,802	17,827	86,109	43,165	92,203	35,581
Timber, sawn.....	Lbs.	31,594	6,253	51,426	4,897	54,647	8,511	67,213	8,754	21,530
Tobacco.....		87,195		83,598		95,563		61,077		65,457
Wearing apparel and haberdashery.....										8,308
Wines.....										102,528
All other articles.....										
Totals (mdso).....		1,123,275		1,052,772		1,294,926		1,453,632		1,296,958
Coin and bullion.....		31,371		34,680		109,099		24,727		48,457
Total imports.....		1,154,646		1,087,452		1,404,835		1,478,409		1,305,415

GRENADA.

Total Quantities and Values of the Principal Articles of Merchandise Exported during the Years ended December 31, 1905 to 1909, inclusive.

ARTICLES.	1905.		1906.		1907.		1908.		1909.	
	Quantity.	Value. \$	Quantity.	Value. \$	Quantity.	Value. \$	Quantity.	Value. \$	Quantity.	Value. \$
Animals, living.....	11,086	6,418	8,017	8,774	7,552	10,517	6,971	9,923	5,496	9,344
Cocoa.....	103,092	1,186,444	73,752	810,485	102,484	1,757,523	101,566	1,516,064	107,128	1,208,870
Cotton, raw.....	1,899	13,237	2,779	32,616	2,545	30,913	2,086	56,876	2,888	34,782
Firewood.....	515	1,076	385	760	496	1,090	542	1,187	271	579
Fruits.....	1,475	1,290	745	1,893	2,550
Spices:—
Nutmegs.....	7,947	115,787	7,263	100,350	10,478	123,180	9,570	62,108	8,707	58,380
Other.....	914	20,439	904	21,029	2,683	51,735	1,965	35,078	1,359	29,876
Timber.....	1,051	5,086	9,874	8,248	3,450
All other articles.....	31,367	31,016	29,613	27,651	30,364
Totals (mdse).....	1,377,294	1,011,406	2,015,250	1,719,028	1,378,195
Coin and bullion.....	4,623	11,324	15,004	29,292	8,055
Total exports.....	1,381,917	1,022,730	2,030,854	1,748,320	1,386,250

HOLLAND (Netherlands).

VALUE of the Total Imports for Consumption and Exports of Domestic Produce from and to each Principal Country during the Years ended December 31, 1905 to 1909, inclusive. (Including Coin and Bullion.)

Note:—(Gulden = 40-2 cents.

IMPORTS.			COUNTRIES.					EXPORTS.		
1905.	1906.	1907.	1908.	1909.	1905.	1906.	1907.	1908.	1909.	
Gulden.	Gulden.	Gulden.	Gulden.	Gulden.	Gulden.	Gulden.	Gulden.	Gulden.	Gulden.	
263,851,000	308,471,231	324,519,748	295,884,973	292,455,030	409,668,000	465,897,327	445,781,112	489,948,571	499,986,260	
298,000	336,130	530,670	770,170	665,045	1,917,000	1,086,728	1,169,238	4,078,473	4,090,760	
5,540,000	5,509,225	6,334,523	6,831,008	10,660,344	6,588,000	5,475,101	6,290,459	6,870,283	8,867,096	
3,577,000	4,763,348	4,353,862	4,273,573	4,824,175	272,000	215,171	644,231	392,866	756,390	
75,793,000	77,574,273	85,323,353	85,323,353	53,851,756	8,380,000	14,602,584	14,312,185	9,564,197	12,875,694	
4,172,000	5,560,424	5,211,885	2,687,585	2,527,828	1,404,000	923,808	1,711,728	1,767,509	2,049,531	
8,843,000	5,800,865	5,176,476	4,829,454	3,977,116	836,000	933,920	1,782,333	1,782,333	2,564,869	
253,956,000	264,095,444	285,582,249	270,889,286	289,936,062	227,191,000	260,063,425	284,992,456	280,594,926	288,646,100	
17,010,000	26,375,893	28,382,010	44,609,524	40,123,135	1,703,000	65,984	1,319,142	1,386,252	2,971,907	
64,822,000	58,784,727	61,736,379	73,641,311	102,655,595	2,664,000	2,467,677	2,612,784	1,511,543	2,967,363	
784,000	1,148,494	409,244	2,898,090	4,451,508	448,000	324,064	664,743	679,816	1,278,359	
	9,750	316,990	2,898,090	4,451,508	448,000	324,064	664,743	679,816	1,278,359	
14,160,000	18,869,806	18,671,974	18,908,471	15,579,648	515,000	568,283	910,799	178,325	101,492	
294,000	1,787,175	4,741,109	3,626,044	7,762,028	3,496,000	3,746,154	1,652,882	1,710,615	4,367,251	
1,967,000	1,628,042			2,419,800	1,000					
1,065,900	1,480,652	1,208,793	1,479,476	4,303,849	879,000	932,451	958,925	654,161	866,085	
2,612,000	2,610,186	2,536,540	2,063,908	1,821,684	30,000	35,380	45,655	79,537	127,976	
2,547,000	3,144,272	4,246,694	4,118,407	5,223,962	1,221,000	5,388,667	3,354,726	3,084,980	3,387,397	
889,000	459,077	986,713	1,621,062	1,515,299	12,182,000	13,616,850	13,020,433	11,157,136	14,111,060	
1,147,000	827,580	949,172	1,006,975	1,149,378	4,368,889	4,368,889	4,368,889	4,983,460	4,793,671	
29,347,000	35,464,971	33,978,819	34,551,472	28,730,289	4,129,000	14,990,065	14,127,899	15,918,104	18,879,833	
639,617,000	615,536,335	600,614,646	694,675,720	745,760,069	1,065,273,000	1,058,944,235	1,160,000,907	1,082,106,850	1,280,588,817	
16,784,000	21,636,818	24,331,340	24,353,537	21,081,913	2,343,000	1,859,139	1,964,977	2,583,212	3,437,669	
5,862,000	6,234,931	7,170,767	8,098,350	9,950,108	11,413,000	12,247,265	15,274,858	17,424,530	23,137,374	
1,296,000	687,107	326,216	837,752	1,758,905	379,000	864,516	339,894	595,211	614,621	
399,650,000	337,158,223	436,872,895	405,333,798	425,288,292	70,477,000	67,582,201	82,158,504	89,192,594	87,940,421	
15,169,000	20,361,961	22,819,706	19,490,240	33,366,550	10,324,000	9,442,361	10,601,675	11,037,969	13,262,746	
21,000	31,156	506,439	470,329	470,329	1,000	1,115,169	71,299	20,014	8,727	
8,757,000	7,233,619	5,963,708	7,334,135	8,666,350	4,940,000	5,540,875	4,894,246	6,330,511	5,910,931	

SESSIONAL PAPER No. 10f

70,123,000	70,645,694	71,735,556	59,231,046	39,162,635	4,214,000	2,216,410	3,416,508	4,686,974	7,312,059
318,959,000	216,187,363	209,031,819	280,161,416	557,614,263	12,044,000	10,084,912	12,086,536	13,138,388	13,790,314
61,984,000	71,337,964	81,274,415	70,465,309	78,097,442	6,648,000	6,868,470	6,474,839	6,134,888	5,822,009
36,813,000	42,054,696	37,242,087	45,758,990	34,706,919	12,317,000	11,918,419	12,489,959	11,816,198	15,688,758
5,974,000	5,997,824	8,415,356	7,184,767	9,500,002	10,269,000	11,246,707	13,635,359	15,230,819	19,336,312
240,665,000	314,386,014	294,379,792	322,268,837	290,613,064	81,347,000	86,180,891	86,538,591	81,176,757	99,527,496
3,205,000	4,223,150	3,266,082	17,309,752	6,263,020	4,980,000	2,629,411	2,456,402	2,631,586	3,286,184
2,583,323,000	2,623,468,092	2,671,638,408	2,823,740,015	3,137,401,022	1,963,764,000	2,083,945,696	2,212,111,016	2,181,056,860	2,454,751,366

Note—A large quantity of goods which are free of import duty are entered for *Home Consumption* although *really in transit*. Such goods when leaving the country are included in the statistics of Exports of Domestic Produce.

HOLLAND (Netherlands).

TOTAL Quantities and Values of the Principal Articles Imported for Consumption (see foot note, page 171) during the Years ended December 31, 1905 to 1909, inclusive.

NOTE: —Gulden = 40·2 cents. Kilog. = 2·204 lbs. Litre = 2199 galls.

ARTICLES.	1905.		1906.		1907.		1908.		1909.	
	Quantity.	Value. Gulden.	Quantity.	Value. Gulden.	Quantity.	Value. Gulden.	Quantity.	Value. Gulden.	Quantity.	Value. Gulden.
Apparel, wearing				11,491,318		11,428,980		12,291,235		14,226,871
Ashes, pot, pearl, soda, &c.. Kilogs	36,232,000	9,284,000	39,135,355	9,968,575	43,138,178	10,876,999	40,170,187	10,322,820	40,986,169	9,920,655
Books				3,727,787		4,105,392		4,250,650		4,258,827
Borax			3,813,683	3,805,318	4,284,394	4,226,838	4,863,799	4,793,418	4,529,987	4,378,675
Carpets				4,588,243		4,451,999		3,676,533		4,643,246
Chemicals				9,313,438		9,716,460		10,702,010		11,107,842
Coal	8,122,000	81,225,000	8,119,416	81,194,163	9,145,737	91,457,368	8,134,967	81,349,670	9,403,306	94,053,059
Coke			222,563,481	1,112,817	201,085,556	1,005,427	226,909,207	1,134,546	245,700,627	1,254,903
Cocoa			22,454,688	12,922,245	22,856,800	12,785,658	26,881,319	15,383,796	32,394,797	18,837,487
Coffee, raw	93,532,000	41,163,000	115,997,790	51,039,028	117,856,960	51,857,063	119,058,719	52,385,828	130,765,151	57,536,666
Copra			47,689,436	17,168,197	52,632,618	18,947,742	71,432,066	25,715,556	61,941,487	22,298,935
Cordage, rope, &c.			7,101,073	4,260,764	7,199,180	4,319,508	6,098,111	3,658,920	7,454,938	4,472,963
Cotton: Raw	45,537,000	27,322,000	45,236,330	27,141,798	53,188,544	31,918,126	52,726,381	31,635,840	51,603,589	30,962,153
Yarn		33,764,000		37,147,844		43,520,077		39,015,999		39,521,716
Manufactures		17,250,000		18,836,827		16,889,523		16,446,052		17,284,693
Drugs, &c.: Caoutchouc.. Kilogs			3,714,900	7,429,800	3,693,547	7,387,084	2,958,641	5,917,200	2,886,828	5,773,656
"			7,629,188	3,814,594	7,393,487	3,696,743	10,465,374	5,232,800	12,380,780	6,190,390
Cocoanut oil		315,460,000	6,384,249	255,369,960	8,414,298	336,571,920	7,578,524	303,140,990	7,938,861	317,554,440
Peruvian bark			1,375,319	434,570	4,245,328	993,972	7,989,934	1,757,778	20,117,939	4,423,946
Sago, raw			9,125,489	2,737,647	18,144,066	5,443,220	16,552,797	4,965,810	26,674,143	8,002,243
Tapioca				11,056,841		13,601,103		12,800,624		13,077,829
All other		17,523,000		21,199,208		25,580,613		23,423,623		23,065,489
Dye stuffs				5,539,048		5,341,745		4,759,869		5,825,253
Earthenware				3,649,017		3,126,980		2,815,190		3,226,855
Fish				3,693,794		3,939,094		4,133,755		4,273,226
Fruits				3,337,676		3,247,982		2,903,600		3,181,375
Furniture				5,275,437		5,163,149		4,771,698		3,804,764
Glass and glassware				969,576		1,754,632		2,164,680		2,506,801
Glycerine			2,132,391		3,897,849		4,810,371		5,570,669	

HOLLAND (Netherlands).

TOTAL Quantities and Values of the Principal Articles Imported for Consumption, &c.—*Concluded.*

ARTICLES.	1905.		1906.		1907.		1908.		1909.	
	Quantity.	Value. Gulden.	Quantity.	Value. Gulden.	Quantity.	Value. Gulden.	Quantity.	Value. Gulden.	Quantity.	Value. Gulden.
<i>Metals—Copper.</i>										
Tin—Unwrought.... Kilogs	17,266,000	17,266,000	16,008,965	16,008,965	17,956,531	17,956,531	18,491,554	18,491,554	19,674,252	19,674,252
Plates and sheets. "			32,610,851	16,305,426	35,721,338	17,860,669	36,129,693	18,064,845	45,263,139	22,631,569
Zinc and mfrs of. "				18,069,000		19,274,585		17,701,059		20,123,479
Millinery				4,467,288		4,566,056		4,205,128		4,407,853
Oilcake....				27,481,677		31,096,457		34,083,093		30,568,565
Oil of vitrol.... Kilogs			67,087,488	8,050,499	70,682,114	8,481,854	55,691,907	6,683,028	65,726,010	7,887,121
Oils—Cotton seed.... "			18,926,567	5,677,970	20,784,040	6,235,392	20,900,197	6,270,059	15,079,306	4,523,792
Mineral.... "	188,629,000	13,565,000	200,003,676	14,545,043	199,189,552	14,502,496	196,553,941	14,385,286	197,486,124	14,527,597
Palm.... "	28,410,000	14,205,000	25,878,926	12,939,463	22,796,942	11,398,471	21,444,870	10,722,400	37,303,471	13,651,735
Train or whale.... "			6,355,099	1,715,877	6,218,523	1,679,901	7,136,214	1,926,801	7,574,457	2,043,103
<i>Paints and colours—</i>										
White lead.... "			10,363,186	2,590,796	10,424,050	2,606,013	10,118,115	2,529,500	8,087,676	2,021,919
Zinc, white.... "			9,051,622	2,262,906	9,695,888	2,423,897	8,961,449	2,240,400	9,589,118	2,395,029
Palm kernels.... "			23,241,765	2,789,012	37,501,178	4,500,141	35,543,139	4,255,784	39,711,722	4,765,406
Paper				7,856,969		8,224,104		8,052,788		8,261,351
Potato meal.... Kilogs			26,876,288	8,062,886	23,449,101	7,634,730	23,014,715	6,904,410	25,109,360	7,532,808
<i>Provisions—</i>										
Butter			2,554,118	2,553,068	1,511,918	1,511,814	1,063,399	1,090,911	1,922,377	1,922,377
Cheese.... "			290,451	97,158	307,066	100,912	278,275	91,193	296,840	96,783
Eggs.... "			9,043,177	4,069,429	7,101,597	3,195,719	8,912,461	4,010,625	9,249,698	4,162,364
Lard.... "			38,407,611	15,399,044	35,034,578	14,013,531	41,653,937	16,651,560	28,671,300	11,468,520
Margarine.... "	52,047,000	23,421,000	56,210,124	25,497,724	41,993,375	19,015,441	33,373,530	15,268,445	29,154,642	13,420,329
Meats.... "				4,396,294		2,352,638		2,002,327		890,889
Rags.... "				11,828,627		13,733,323		15,328,104		54,063,332
Resin.... Kilogs			36,509,199	2,920,736	41,240,899	3,299,272	44,819,290	3,585,636	28,857,698	2,308,615
<i>Seeds—</i>										
Linseed.... "			28,168,058	28,168,058	252,300,913	30,276,110	294,932,553	35,391,888	247,267,465	29,672,095
Other.... "			20,427,574	20,427,574		11,822,678		16,123,354		16,958,362
Spirits including liquors.... Litres			10,199,773	4,079,909	8,930,343	3,572,137	7,987,179	3,194,871	12,982,863	5,193,195
Starch.... Kilogs			14,381,805	4,314,542	14,014,084	4,204,225	13,657,549	4,097,280	12,033,213	3,609,963
Stone.... "										
Paving.... "	169,427,000	67,771,000	182,658,118	73,063,247	156,511,115	62,604,446	197,009,081	78,803,640	145,533,465	58,233,386

SESSIONAL PAPER No. 10f

Other.....	10,435,792	9,562,286	9,174,717	62,501,070	10,065,370
Sugar—					
Raw..... Kilogs	16,247,755	27,771,851	19,244,922	62,501,070	21,875,375
Other.....	6,630,454	6,813,612	7,061,005		9,895,824
Tallow..... Kilogs	15,140,314	15,690,192	14,444,722	60,264,603	18,682,027
Tea..... "	10,839,960	10,435,815	11,605,278	4,671,620	1,679,050
Tobacco—					
Leaf.....	10,521,545	11,337,283	10,823,233	23,539,335	11,769,666
Other.....	507,992	632,910	622,745		801,078
Tools and implements.....	4,683,328	4,621,278	4,066,412		4,463,172
Turpentine..... Kilogs	4,423,182	4,957,628	6,421,250	8,880,251	4,444,625
Vinegar.....	8,896,364	2,578,863	3,046,863		4,877,888
Wax..... Kilogs	1,821,892	4,173,848	3,439,470	1,629,050	3,048,395
Wine..... Litres	2,203,487	4,107,843	3,780,780	9,950,517	3,980,207
Wood.....	10,492,953	89,225,008	109,322,610		86,236,786
Wool—					
Raw, combed and carded... Kilogs	19,154,294	14,519,093	17,859,490	13,178,306	16,073,609
Wool.....	4,867,000	5,659,057	4,918,286		6,229,375
Manufactures.....	11,180,000	11,553,140	10,332,636		11,725,692
Total value of principal and other articles imported.....	2,583,523,000	2,671,698,498	2,823,740,015		3,137,401,022

HOLLAND (Netherlands).

TOTAL Quantities and Values of the Principal Articles of Domestic Produce Exported (see foot note, page 171) during the Years ended December 31, 1905 to 1909, inclusive.

NOTE:—Gulden = 40 2 cents. Kilog = 2 204 lbs. Litre = 2199 galls.

ARTICLES.	1905.		1906.		1907.		1908.		1909.	
	Quantity.	Value. Gulden.	Quantity.	Value. Gulden.	Quantity.	Value. Gulden.	Quantity.	Value. Gulden.	Quantity.	Value. Gulden.
Animals:—										
Cattle.....	No.		54,355	9,062,510	66,051	9,851,055	91,274	13,044,085	109,042	16,806,680
Pigs.....	"		4,968	149,040	452,164	13,564,920	272,704	8,181,120	20,829	624,870
Sheep.....	"		70,159	1,893,750	55,473	1,101,945	73,805	1,456,865	153,900	3,322,470
Apparel, wearing.....				1,440,832		1,582,685		1,619,169		1,467,095
Ashes, pot, pearl, soda, &c. Kilogs.....			20,873,046	5,044,257	23,258,801	4,977,719	17,667,445	3,584,644	15,041,279	3,246,545
Books.....				4,081,493		3,804,055		3,374,000		4,311,717
Borax.....			3,250,473	2,854,060	2,851,797	2,511,062	3,713,630	3,363,402	2,394,461	2,141,721
Candles.....		5,333,000	5,355,325	5,325,392	2,731,734	2,708,313	2,913,878	2,891,089	3,613,998	3,584,181
Chemicals.....				5,251,483		5,818,137		5,706,976		8,171,769
Chocolate.....			5,309,336	5,309,336	6,791,985	6,791,985	6,351,068	6,351,068	7,015,254	7,015,254
Coal.....			2,108,295	21,082,948	3,096,820	30,968,301	2,138,791	21,387,890	3,246,857	32,468,373
Cocoa.....			10,285,733	6,057,597	9,946,067	3,287,398	10,648,983	5,856,320	12,238,901	7,193,999
Cocoa butter.....			2,629,949	3,418,934	2,921,735	3,798,256	2,977,859	3,871,010	3,263,743	4,242,866
Coffee.....		29,686,000	73,308,522	32,255,750	80,291,337	35,328,188	81,394,868	35,813,668	38,539,138	38,539,138
Copra.....			49,038,652	17,653,915	43,368,407	15,612,627	65,828,751	23,698,332	57,250,504	20,610,182
Cordage, rope, &c.....			3,754,930	2,252,958	4,962,568	2,977,541	4,564,715	2,738,880	4,927,279	2,956,367
Cotton—Raw.....		12,860,000	22,945,027	13,767,016	24,067,755	14,440,653	23,473,143	14,083,980	29,269,353	17,561,612
Yarn.....		5,002,000		5,172,935		11,027,897		8,569,770		5,671,799
Manufactures.....		49,949,000		52,175,752		52,608,446		53,380,600		58,163,792
Drugs, &c.—Caoutchouc.....			2,542,562	5,085,124	1,869,303	3,738,606	1,711,577	3,424,000	1,792,941	3,585,582
Peruvian bark.....		4,461,000	5,972,845	238,913,800	5,753,796	230,150,640	4,703,707	188,148,280	5,365,291	214,611,614
Tapioca.....			6,114,206	1,834,262	16,033,461	4,810,047	15,394,885	4,618,410	31,842,547	9,552,764
All other.....			10,743,106	11,037,563		11,037,563		11,025,737		10,963,840
Dye stuffs.....		14,709,000		18,364,216		23,537,389		20,036,875		19,861,633
Earthenware.....			8,294,212	9,054,840		9,054,840		7,453,661		7,782,063
Fish.....		23,915,000		27,191,012		26,206,213		27,354,597		28,603,037
Fruits.....			2,300,381	3,647,763		3,647,763		3,524,173		3,453,571
Furniture.....			2,207,213	2,482,605		2,482,605		2,367,840		2,132,901
Glass.....			13,794,284	15,447,999		15,447,999		17,631,445		21,779,002
Glue.....			3,411,292	1,703,646	3,943,709	1,971,853	2,915,878	1,437,900	3,110,693	1,555,346

SESSIONAL PAPER No. 10f

Glycerine..... Kilogs.	4,080,969	1,836,436	4,610,229	2,088,104	5,445,794	2,451,610	6,131,767	2,894,295
Grain, &c.—								
Barley..... 1,000 Kilogs.	408,029	32,642,311	433,769	34,696,742	461,854	36,949,080	186,732	38,338,599
Beans..... "	21,868	1,858,757	23,165	1,969,018	24,242	2,060,555	26,472	2,250,135
Bran..... "	52,504	15,751,979	58,890	17,667,137	51,831	15,549,180	51,943	15,312,950
Corn..... "	122,666	3,923,261	208,694	3,566,131	176,729	11,487,410	185,656	12,067,631
Flour—Rice..... "	11,342	3,402,574	10,394	3,280,205	12,145	3,643,560	12,760	3,827,911
Wheat..... "	9,867	11,360,486	29,179	8,753,762	35,383	10,614,030	46,247	13,874,239
Other..... "	4,198	1,259,344	14,222	4,266,587	12,931	3,879,060	25,994	7,794,015
Oats..... "	317,489	25,899,087	257,967	19,666,421	6,669	2,000,730	4,978	4,493,525
Pease..... "	39,635	3,963,493	41,595	4,159,457	41,324	4,132,358	337,310	26,984,789
Rice..... "	36,859,249	36,859,249	132,068	39,620,280	158,207	47,462,160	161,821	48,546,282
Rye..... "	301,647	27,418,207	271,188	24,406,337	210,229	18,920,610	269,172	24,225,460
Wheat..... "	901,566	117,263,534	1,217,014	198,211,884	814,129	105,836,705	1,291,925	167,950,295
Wheat..... "		4,825,724		4,262,728		3,166,552		3,821,252
Gutta-percha..... "		8,941,799		9,448,662		9,773,580		12,915,117
Haberdashery..... "		7,247,672		10,483,137		9,524,740		7,044,064
Hair..... "		9,124,000						
Hemp and flax:—								
Flax, raw..... Kilogs.	35,941,209	25,158,847	44,495,372	31,146,760	43,525,419	30,407,780	35,620,309	24,434,217
Hemp, raw..... "	21,488,892	8,595,520	21,095,053	8,438,021	23,877,015	9,536,800	21,455,159	8,582,064
Yarn..... "		2,147,603		2,163,107		1,929,485		1,888,293
Manufactures..... "		2,721,243		3,420,834		4,458,110		4,236,342
Hides and skins, raw..... "		23,402,341		21,710,812		23,000,266		27,104,250
Indigo..... Kilogs.	1,289,231	7,735,386	1,903,395	11,429,370	2,415,563	1,493,378	1,365,490	8,192,940
Instrument, optical, musical, &c..... "		1,192,147		1,078,711		1,041,683		1,465,943
Leather and mfrs..... "		8,186,082		10,392,029		13,612,483		16,118,112
Machinery and locomotives of all kinds..... "		12,393,439		16,332,708		18,150,657		15,143,528
Manures..... "		26,477,595		27,728,146		27,219,313		21,535,919
Metals:—								
Copper—Ore..... Kilogs.	247,525,000	237,577,006	336,717,667	53,874,827	278,827,280	44,612,352	293,619,372	46,979,099
Copper—Ore..... "	64,352,000	69,898,489	74,569,136	74,569,136	88,155,892	88,455,492	83,304,500	83,304,500
Wrought..... "		5,232,245		6,258,932		9,890,887		9,088,776
Wrought..... "		6,512,860		13,756,748		10,046,901		6,482,738
Gold and silver..... 1,000 Kilogs.	5,777,578	34,663,471	5,865,252	35,191,512	5,018,408	30,110,447	5,601,278	33,625,666
Iron—Ore..... Kilogs.	409,461,965	36,851,577	338,484,617	30,463,616	287,320,675	25,868,854	203,883,339	18,349,500
Pig iron..... Kilogs.								
Bars, bands, hoops, &c..... "		233,333,144		34,003,131		45,197,640		51,622,063
Nails and spikes..... "		22,726,013		6,657,227		21,524,722		6,405,599
Pipes..... "		5,968,715		1,083,653		1,082,075		3,445,073
Rails..... "		14,261,427		2,814,945		3,689,440		861,268
Wire..... "		52,943,363		11,259,778		14,677,757		23,966,551
Other..... "		18,530,177		44,026,797		15,663,335		5,991,638
Lead and mfrs. of..... Kilogs.		22,409,466		26,552,112		26,337,167		18,205,520
Manganese..... Kilogs.		4,705,505		4,700,159		4,287,052		28,393,814
Steel:—								
Bars, hoops, plates, &c..... "		7,203,222		88,858,425		13,142,025		3,919,825
Rails..... "		53,454,397		46,188,619		100,000,540		35,252,343
Other..... "		32,449,609		48,961,110		13,416,830		21,621,229
Other..... "		3,876,127		3,098,931		3,586,650		1,967,144

ITALY.

VALUE of the Total Imports for Consumption and Exports of Domestic Produce (Merchandise and Silver Bullion) from and to each Principal Country during the Years ended December 31, 1905 to 1909, inclusive.

NOTE:—Lira=19·3 cents.

	IMPORTS.					EXPORTS.												
	1905.		1906.		1907.		1908.		1909.									
	Lira.	£.	Lira.	£.	Lira.	£.	Lira.	£.	Lira.	£.								
	347,832,000	1,198,000	450,292,000	1,556,000	500,893,000	1,656,000	490,643,000	1,599,000	130,883,000	437,000	132,299,000	426,000	152,989,000	485,000	131,854,000	417,000	167,923,000	512,000
	5,896,000	2,343,000	6,024,000	2,433,000	7,267,000	2,807,000	2,332,000	2,016,000	2,332,000	907,000	2,016,000	777,000	1,256,000	492,000	1,587,000	587,000	2,309,000	751,000
	43,817,000	376,000	46,917,000	1,665,000	37,879,000	1,106,000	104,142,000	377,533,000	5,489,000	9,073,000	3,273,000	143,855,000	4,668,000	149,705,000	5,414,000	156,849,000	4,743,000	2,113,000
	2,116,000	10,668,000	2,374,000	9,433,000	5,311,000	16,065,000	16,065,000	18,998,000	5,637,000	13,956,000	4,828,000	158,942,000	5,311,000	144,877,000	5,414,000	156,087,000	5,554,000	5,326,000
	194,853,000	668,000	226,287,000	857,000	249,433,000	857,000	309,682,000	993,000	144,341,000	483,000	139,986,000	47,927,000	36,489,000	144,877,000	5,414,000	38,781,000	16,701,000	3,631,000
	48,456,000	10,668,000	69,173,000	26,951,000	91,658,000	75,254,000	73,345,000	73,345,000	41,356,000	71,051,000	71,051,000	47,927,000	36,489,000	144,877,000	5,414,000	38,781,000	16,701,000	3,631,000
	20,868,000	376,000	22,844,000	90,951,000	20,951,000	25,022,000	24,335,000	24,335,000	16,508,000	19,215,000	19,215,000	21,634,000	18,008,000	18,008,000	18,008,000	16,701,000	16,701,000	3,631,000
	85,273,000	376,000	118,460,000	135,738,000	107,049,000	107,049,000	97,466,000	97,466,000	25,904,000	22,590,000	22,590,000	18,902,000	18,944,000	18,944,000	18,944,000	23,008,000	23,008,000	3,631,000
	5,000	5,000	5,000	5,000	5,000	5,000	5,000	5,000	5,000	5,000	5,000	5,000	5,000	5,000	5,000	5,000	5,000	5,000
	1,198,000	376,000	356,000	1,885,000	1,856,000	1,856,000	2,074,000	2,074,000	1,150,000	527,000	527,000	817,000	874,000	663,000	663,000	2,294,000	2,294,000	751,000
	2,343,000	1,665,000	1,665,000	3,674,000	3,674,000	3,674,000	6,811,000	6,811,000	907,000	1,042,000	1,042,000	1,468,000	2,538,000	2,538,000	2,538,000	2,113,000	2,113,000	751,000
	376,000	1,066,000	1,066,000	1,066,000	1,066,000	1,066,000	742,000	742,000	6,209,000	7,407,000	7,407,000	13,426,000	13,426,000	13,426,000	13,426,000	11,344,000	11,344,000	3,631,000
	668,000	1,790,000	1,790,000	4,185,000	4,185,000	4,185,000	3,543,000	3,543,000	3,369,000	3,093,000	3,093,000	4,581,000	4,581,000	4,581,000	4,581,000	5,063,000	5,063,000	751,000
	10,668,000	6,878,000	74,961,000	75,248,000	72,179,000	72,179,000	60,717,000	60,717,000	6,209,000	7,407,000	7,407,000	13,426,000	13,426,000	13,426,000	13,426,000	11,344,000	11,344,000	3,631,000
	53,680,000	74,961,000	74,961,000	1,437,000	1,437,000	1,437,000	1,351,000	1,351,000	3,369,000	3,093,000	3,093,000	4,581,000	4,581,000	4,581,000	4,581,000	5,063,000	5,063,000	751,000
	293,000	439,000	439,000	779,000	779,000	779,000	737,000	737,000	2,735,000	2,351,000	2,351,000	3,228,000	3,228,000	3,228,000	3,228,000	3,209,000	3,209,000	751,000
	522,000	478,000	478,000	478,000	478,000	478,000	672,000	672,000	1,659,000	2,147,000	2,147,000	3,273,000	3,273,000	3,273,000	3,273,000	3,631,000	3,631,000	751,000
	763,000	1,195,000	1,195,000	3,537,000	4,571,000	4,571,000	6,664,000	6,664,000	15,706,000	62,395,000	62,395,000	63,149,000	63,149,000	63,149,000	63,149,000	40,409,000	40,409,000	3,631,000
	10,749,000	15,670,000	15,670,000	16,946,000	24,904,000	24,904,000	22,116,000	22,116,000	4,020,000	6,694,000	6,694,000	6,746,000	6,746,000	6,746,000	4,384,000	7,665,000	7,665,000	3,631,000
	2,778,000	4,322,000	4,322,000	3,816,000	3,816,000	3,816,000	3,620,000	3,620,000	181,081,000	212,629,000	212,629,000	198,159,000	198,159,000	203,801,000	198,717,000	198,717,000	307,202,000	307,202,000
	203,484,000	227,425,000	227,425,000	255,672,000	276,265,000	276,265,000	329,106,000	329,106,000	222,317,000	251,501,000	251,501,000	300,631,000	300,631,000	300,631,000	245,430,000	307,202,000	307,202,000	751,000
	287,094,000	393,916,000	393,916,000	526,647,000	529,975,000	529,975,000	503,404,000	503,404,000	10,243,000	8,436,000	8,436,000	9,708,000	9,708,000	8,520,000	8,520,000	8,086,000	8,086,000	751,000
	2,569,000	3,622,000	3,622,000	7,842,000	7,842,000	7,842,000	6,422,000	6,422,000	14,063,000	15,469,000	15,469,000	16,383,000	16,383,000	16,808,000	16,808,000	15,063,000	15,063,000	751,000
	13,558,000	17,493,000	17,493,000	20,984,000	24,904,000	24,904,000	29,770,000	29,770,000	14,063,000	15,469,000	15,469,000	16,383,000	16,383,000	16,808,000	16,808,000	15,063,000	15,063,000	751,000
	16,253,000	22,923,000	22,923,000	28,708,000	21,873,000	21,873,000	25,620,000	25,620,000	860,000	1,723,000	1,723,000	797,000	797,000	1,470,000	1,470,000	1,163,000	1,163,000	751,000
	883,000	1,069,000	1,069,000	1,017,000	816,000	816,000	1,295,000	1,295,000	10,841,000	9,739,000	9,739,000	9,203,000	9,203,000	8,178,000	8,178,000	7,010,000	7,010,000	751,000
	3,000	49,000	49,000	569,000	454,000	454,000	497,000	497,000	20,143,000	3,814,000	3,814,000	3,080,000	3,080,000	3,922,000	3,922,000	4,471,000	4,471,000	751,000
	2,026,000	2,691,000	2,691,000	894,000	618,000	618,000	2,209,000	2,209,000	2,779,000	1,971,000	1,971,000	325,000	325,000	655,000	655,000	743,000	743,000	751,000
	7,862,000	8,895,000	8,895,000	12,311,000	16,657,000	16,657,000	21,085,000	21,085,000	3,521,000	3,023,000	3,023,000	2,637,000	2,637,000	2,752,000	2,752,000	2,377,000	2,377,000	751,000
	132,000	869,000	869,000	244,000	244,000	244,000	5,000	5,000	4,012,000	3,172,000	3,172,000	2,809,000	2,809,000	3,878,000	3,878,000	2,019,000	2,019,000	751,000
	674,000	931,000	931,000	1,104,000	6,399,000	6,399,000	6,759,000	6,759,000	6,344,000	5,720,000	5,720,000	8,007,000	8,007,000	6,846,000	6,846,000	7,049,000	7,049,000	751,000

COUNTRIES.

IMPORTS.

EXPORTS.

SESSIONAL PAPER No. 10f

35,947,000	86,394,000	43,773,000	34,673,000	55,180,000	5,399,000	6,082,000	6,124,000	4,126,000	8,518,000
204,967,000	193,365,000	157,101,000	127,711,000	209,600,000	11,768,000	10,444,000	11,087,000	11,850,000	33,597,000
243,000	408,000	1,055,000	3,900,000	12,658,000	76,000	119,000	103,000	448,000	1,040,000
32,979,000	30,543,000	42,073,000	33,043,000	32,984,000	13,598,000	12,145,000	13,404,000	11,152,000	10,947,000
12,384,000	16,191,000	11,831,000	13,593,000	13,092,000	4,317,000	2,226,000	2,105,000	984,000	1,708,000
*	883,000	2,142,000	2,787,000	3,294,000	*	1,414,000	2,076,000	2,667,000	2,751,000
49,510,000	65,242,000	72,829,000	80,468,000	80,498,000	319,899,000	365,579,000	349,210,000	297,400,000	216,753,000
634,000	502,000	1,054,000	676,000	1,606,000	3,088,000	3,951,000	3,526,000	3,221,000	2,924,000
11,583,000	17,171,000	28,111,000	28,383,000	29,094,000	8,260,000	6,674,000	7,319,000	7,810,000	6,975,000
22,293,000	16,776,000	14,228,000	14,305,000	24,910,000	14,387,000	13,852,000	8,663,000	7,910,000	21,445,000
28,624,000	37,867,000	46,099,000	40,479,000	46,516,000	52,802,000	69,828,000	64,593,000	59,257,000	57,618,000
237,886,000	310,866,000	392,947,000	404,994,000	390,193,000	225,804,000	240,393,000	236,113,000	203,826,000	272,374,000
821,000	1,246,000	2,318,000	1,121,000	2,280,000	5,700,000	8,113,000	9,455,000	8,687,000	8,286,000
2,590,000	5,679,000	11,622,000	17,720,000	21,258,000	19,395,000	20,545,000	19,692,000	19,191,000	23,336,000
2,015,775,000	2,514,352,000	2,880,663,000	2,913,275,000	3,111,710,000	1,705,318,000	1,905,950,000	1,948,868,000	1,729,263,000	1,806,890,000
						Totals			

(a) Includes Sweden prior to 1906.

* Included with Norway prior to 1906.

ITALY.

TOTAL Quantities and Values of the Principal Articles Imported for Consumption (Merchandise and Silver Bullion) during the Years ended December 31, 1905 to 1909, inclusive.

NOTE:—Lira = 19·3 cents. Kilog = 2·204 lbs.

ARTICLES.	1905.		1906.		1907.		1908.		1909.	
	Quantity.	Value. Lira.	Quantity.	Value. Lira.	Quantity.	Value. Lira.	Quantity.	Value. Lira.	Quantity.	Value. Lira.
Animals, products and waste of animals not comprised in other categories.....										
Animals, living:—										
Cattle..... No.	17,766	5,027,160	24,907	7,143,035	12,011	3,833,030	138,295	48,403,190	118,584	43,258,950
Horses..... "	42,467	29,736,900	21,136	17,380,300	16,389	13,813,800	42,550	35,825,750	45,676	39,572,450
Sheep and goats..... "	11,003	181,549	6,915	117,355	7,130	121,210	13,023	272,460	14,991	290,820
Swine..... "	1,004	36,706	1,036	38,323	10,818	485,253	18,473	688,483	30,472	3,747,175
Butter..... 100 kilogs.	1,543	271,800	1,562	383,800	1,390	375,300	1,067	293,425	869	238,975
Cheese..... "	45,005	6,372,551	47,169	9,991,890	46,693	10,367,610	76,899	16,412,490	79,102	16,968,260
Coral..... "		6,984,520		5,487,440		4,848,330		5,854,930		4,914,460
Eggs, poultry..... "		1,654,650		2,093,700		1,669,675		4,412,200		7,847,200
Feathers..... "		6,179,560		6,795,960		8,943,000		14,175,750		16,151,370
Fish.....										
Dried or smoked... 100 kilogs.	438,441	31,296,921	437,376	32,661,228	524,327	45,295,694	668,437	59,673,470	694,743	62,693,830
Fresh..... "	14,957	1,794,840	16,146	1,937,520	17,093	2,393,020	25,558	3,578,120	31,981	4,477,340
In brine..... "	98,598	7,401,475	74,696	5,602,200	82,312	6,173,400	103,463	7,759,725	108,080	8,106,000
Marinated or in oil..... "	55,435	8,310,970	58,127	9,014,645	66,210	12,166,395	66,293	12,631,365	23,771	3,823,135
Greases, other..... "	261,981	17,028,765	254,019	17,273,292	197,142	14,785,650	284,268	17,570,100	273,307	20,948,025
Lard..... "	11,469	1,376,280	9,934	1,341,090	17,519	2,452,660	21,694	3,294,100	23,843	3,576,450
Meat—Fresh, salted or smoked..... "	17,209	2,680,766	22,410	3,374,880	60,252	8,589,715	78,622	12,785,060	62,548	10,503,320
Mother-of-Pearl, ivory and tortoise shell.....		11,330,460		16,759,815		20,605,275		16,478,035		20,711,415
Poultry, alive and dead.....		288,020		307,598		482,320		649,410		906,270
Beverages, spirits and oils—										
Beer.....		3,983,225		4,370,887		4,181,100		3,885,154		3,810,700
Mineral water..... 100 kilogs.	29,799	952,928	30,053	961,696	32,049	1,025,568	33,043	1,057,376	35,932	1,149,824
Oils.....										
Cocoon..... "	15,748	992,124	10,680	1,068,000	26,008	2,470,760	13,839	1,107,120	17,031	1,396,542
Cotton seed..... "	119,798	7,187,880	27,472	1,048,320	31,528	2,049,320	108,117	8,108,775	306,257	25,113,074
Fish..... "	16,908	896,124	31,168	1,404,110	55,936	2,869,400	55,747	2,801,550	62,535	3,139,850

SESSIONAL PAPER No. 10f

Mineral—Benzene, 100 kilograms.	33,902	1,017,069	29,525	1,036,359	49,130	1,773,920	75,077	2,462,541	102,480	2,977,611
Petroleum. "	631,024	11,358,432	615,883	9,854,128	727,145	13,088,610	823,732	13,179,712	869,293	13,359,395
Turpentine. "	22,446	2,020,140	30,966	3,096,600	30,088	3,008,800	33,316	3,331,600	26,952	21,630,200
Other. "	292,437	8,189,916	331,951	9,291,628	385,689	10,915,852	419,513	10,935,544	534,787	11,560,567
Olive. "	140,359	13,334,105	23,436	2,273,920	1,932	190,785	36,455	4,720,350	52,465	5,860,370
Palm. "	9,330	653,100	29,020	2,031,400	78,460	5,178,360	70,201	4,633,266
Spirits. "	1,305,118	1,280,054	1,526,210	1,252,965	1,176,705
Wines. "	2,098,230	2,636,950	2,813,057	2,140,388	2,095,930
Cereals, flour, paste and vegetable products, not comprised in other categories—
Feulæe. "	207,615	6,228,450	228,160	7,301,120	211,134	8,586,984	209,600	8,324,228	225,754	8,797,672
Fruits and nuts. 100 kilograms.	5,623,031	5,722,910	8,933,706	7,689,288	6,108,511
Grain and grain products—
Barley. 1000 kilograms.	7,566	1,286,220	9,344	1,588,480	10,431	1,773,270	12,394	2,230,920	17,570	3,162,600
Maize. "	149,959	20,994,330	220,271	29,736,639	71,450	9,645,730	75,735	10,981,575	214,892	33,307,825
Oats. "	39,487	6,910,225	69,312	12,476,160	50,327	9,562,130	65,138	12,050,530	88,414	16,356,590
Pulse, beans, peas, &c.	295,480	350,680	609,910	440,120	462,180
Wheat. 1000 kilograms.	1,171,572	211,542,340	1,373,666	246,742,060	932,998	178,440,800	789,980	176,863,400	1,332,373	299,605,470
Wheat flour. 100 kilograms.	11,492	333,268	13,665	396,285	16,541	512,771	16,021	544,714	10,548	369,180
Hay. "	16,044	128,352	13,487	107,896	29,302	293,020	94,293	942,930	86,323	863,230
Seeds—Oleaginous—
Linseed. "	358,101	11,817,333	346,188	10,385,640	419,308	13,010,820	438,899	14,484,233	468,040	17,307,798
Sesame & earthnuts. "	179,274	5,916,042	123,104	4,677,952	167,591	6,703,640	174,222	6,988,880	309,093	12,363,720
Non-oleaginous. "	148,551	6,684,795	111,318	5,009,310	103,496	4,603,560	170,320	7,651,035	163,581	7,361,145
Starch. "	21,960	1,251,455	30,448	1,695,790	41,639	2,197,245	39,341	2,068,340	36,873	1,933,675
Chemical products, medicinal goods, resins and perfumery—
Alkaloids. Kilograms.	33,837	3,589,524	43,894	4,391,705	57,181	5,410,690	93,010	5,457,125	41,667	4,160,715
Carbonate of soda. 100 kilograms.	290,664	3,633,300	311,703	3,896,287	355,382	4,442,275	382,680	4,783,500	382,515	4,590,180
Caustic potash. "	169,494	4,102,824	157,497	3,803,364	7,583	3,916,000	7,959	1,591,800	7,232	3,001,760
" soda. "	35,186	862,057	40,356	988,722	145,237	3,957,012	142,908	4,128,625	148,710	4,200,414
Chlorides of potassium. "	53,439	1,309,255	58,118	1,278,596	63,285	1,360,627
Gums, resins and res- inous gums. "	151,923	5,132,198	183,130	6,099,697	193,332	6,200,300	216,560	6,835,229	144,669	5,736,537
Mannures. 1000 kilograms.	97,412	4,817,988	105,633	6,166,695	176,096	11,268,285	166,736	10,472,950	131,387	8,074,700
Nitrate of soda. Kilograms.	465,172	11,164,128	323,075	8,451,950	414,574	10,778,324	607,844	14,588,256	436,680	10,477,920
Oxide of zinc. 100 kilograms.	12,458	784,854	19,198	1,305,464	19,621	1,334,228	20,255	1,317,340	15,705	1,020,826
Paraffine, solid. "	28,780	5,238,020	100,975	6,260,450	147,027	10,291,890	119,321	7,159,260	174,073	9,061,795
Sulphate of ammonia. "	52,014	1,690,455	97,381	3,603,097	149,428	5,229,680	167,107	5,430,977	189,152	5,863,712
" of copper. "	306,837	16,876,035	200,604	16,289,260	159,794	10,386,610	250,310	13,767,325	90,405	4,530,260
" of potassium. "	18,038	523,102	15,341	444,889	38,660	1,121,140	48,910	1,271,660	53,326	1,333,160
Colonial goods, groceries and tobacco
Cocoa and chocolate. . . 100 kilograms.	20,753	4,241,020	26,823	5,243,500	29,668	8,352,910	29,216	7,053,320	33,937	7,951,890
Coffee. "	187,276	20,226,696	204,326	22,068,355	214,807	21,482,638	227,657	22,767,562	240,357	25,302,885
Pepper and pimento. "	16,967	2,204,140	19,990	2,596,340	19,622	2,352,300	23,221	2,089,665	20,884	1,983,960
Sugar. "	51,037	1,482,265	144,389	3,796,943	237,378	5,803,079	48,907	1,341,911	118,449	3,749,780
Tobacco, unni f'd. "	127,585	14,799,860	208,284	23,618,932	139,190	26,890,650	203,632	27,490,320	225,287	31,490,754

SESSIONAL PAPER No. 10f

Thrown single, double or twisted. 100 kilograms.	69,047	113,411,230	85,541	119,899,693	105,439	128,607,230	96,199	110,690,018	120,259	112,314,643
Waste. "	5,482	2,480,840	6,564	3,241,250	8,413	4,436,550	6,292	3,618,420	4,570	3,281,680
Manufactures.		74,074,519		36,633,533		42,433,821		34,927,882		43,163,691
Stones, earthen, pottery, glass and crystal:—										
Asbestos. 100 kilograms.	18,055	1,173,575	21,714	1,411,410	31,096	2,021,240	25,481	1,656,265	22,854	1,599,780
Bricks, tiles, &c.		1,335,740		2,153,465		4,189,631		3,195,080		3,080,046
Cement. 1,000 kilograms.	15,737	702,095	18,497	839,615	29,024	1,289,470	28,935	1,154,411	25,250	1,007,426
Coal and coke.	6,437,539	164,157,245	7,073,435	214,856,180	8,300,439	257,313,609	8,452,320	240,891,120	9,303,506	200,498,168
Earthenware, porcelain, &c.		4,265,950		5,794,285		7,501,492		8,977,314		8,448,144
Glass and glassware.		6,310,075		8,594,419		11,069,602		13,929,903		13,811,020
Phosphate. 1,000 kilograms.	240,144	10,806,480	307,762	15,388,100	384,806	18,475,068	531,921	25,632,208	478,199	21,518,956
Precious stones.		32,815,421		36,640,807		27,532,795		17,435,497		22,752,657
Vehicles:—										
Motor cars for ordinary roads.		6,536,550		9,957,316		8,266,335		4,354,472		3,912,540
Railway carriages.		4,743,105		16,590,520		41,273,005		25,306,790		12,536,495
Ships and boats.		6,468,077		11,728,932		10,005,795		13,708,819		5,395,285
Other.		857,820		1,660,010		5,499,439		7,309,420		9,654,430
Wood and straw:—										
Charcoal. 1,000 kilograms.	27,841	1,921,029	43,708	3,228,832	37,637	2,800,412	47,115	3,627,855	67,696	4,738,720
Firewood. "	84,650	1,862,300	98,110	2,354,640	103,100	2,680,600	99,484	2,086,068	113,977	3,077,379
Furniture.		3,157,800		3,877,420		5,166,076		5,948,125		5,674,490
Wood-Cabinet-makers'.		1,083,154		1,361,328		1,554,364		1,925,036		3,003,096
Common—Rough, or simply rough-hewn with axe. 1,000 kilograms.	69,810	4,118,790	89,924	5,485,364	93,108	5,865,894	117,493	7,402,059	121,698	7,666,974
Squared, sawn in length.		71,617,433		87,556,012		104,339,514		120,049,362		139,614,784
Other. 1,000 kilograms.	776,871	877,050	904,202	550,689	1,065,586	592,204	1,205,040	662,987	1,402,388	1,359,901
Other wood and straw.		22,635,206		9,761,078		13,074,079		14,496,143		17,871,908
Wool, horsehair and other hair:—										
Horsehair and other hair. 100 kilograms.	14,968	8,958,430	17,910	11,363,300	21,320	14,328,140	21,165	12,834,750	15,775	11,572,830
Wool—Raw, including waste and flock wool. 100 kilograms.	148,610	61,491,355	162,827	69,085,470	184,590	79,963,225	211,492	79,964,200	219,876	90,739,015
Wool—Yarn. "	3,871	2,981,975	4,448	3,701,735	4,864	4,268,370	6,396	5,040,680	6,013	5,017,790
Manufactures.		35,456,360		42,083,963		47,358,750		44,828,610		52,764,816
Miscellaneous articles:—										
Artificial flowers.		831,110		887,320		1,096,130		1,164,940		1,474,970
Musical instruments:—										
Pianos.		1,608,150		1,853,700		2,256,050		2,596,450		2,851,450
Other musical instruments.		481,924		410,203		451,858		487,177		532,848
Parts of.		130,000		152,160		146,900		246,350		187,200
Small wares.		13,011,893		15,675,223		20,488,923		22,373,160		24,550,433
Total value of principal and other articles imported (mdsc).		2,015,775,246		2,514,351,985		2,880,669,312		2,913,274,509		3,111,710,447
Precious metals.		169,570,100		141,708,000		168,143,500		28,052,400		18,000,800
Total imports.		2,185,345,346		2,656,059,985		3,048,812,812		2,941,326,909		3,129,711,247

ITALY.

Total Quantities and Values of the Principal Articles of Domestic Produce Exported (Merchandise and Silver Bullion) during the Years ended December 31, 1905 to 1909, inclusive.

NOTE:—Lira=19 3 cents. Kilog=2.204 lbs.

ARTICLES.	1905.		1906.		1907.		1908.		1909.	
	Quantity.	Value. Lire.	Quantity.	Value. Lire.	Quantity.	Value. Lire.	Quantity.	Value. Lire.	Quantity.	Value. Lire.
Animals, products and waste of animals not comprised in other categories:—										
Animals, living—Cattle... No.	32,876	14,021,369	13,458	6,042,465	39,700	17,246,880	12,254	5,870,750	10,293	5,008,540
Horses... "	1,962	981,000	1,354	783,800	1,653	976,650	826	558,550	799	526,600
Sheep... "	33,574	533,971	32,411	560,987	36,161	613,737	30,568	611,360	27,638	553,960
Swine... "	9,595	9,535,871	86,325	8,317,396	21,371	2,260,641	4,170	378,910	1,736	172,520
Butter... 100 kilograms.	60,599	14,600,620	48,695	11,983,840	35,539	9,595,530	39,021	10,730,775	36,415	10,014,125
Cheese... "	170,989	26,393,621	191,936	38,502,475	211,406	44,409,760	198,272	44,070,730	199,831	44,739,330
Coral... "		25,342,070		17,926,790		14,881,550		11,498,940		11,092,180
Figs, poultry... 100 kilogs.	331,428	56,342,760	322,651	56,463,925	228,579	40,001,825	296,346	53,269,200	216,915	43,383,000
Eggs of all sorts... "		5,831,668		5,719,731		7,242,281		4,491,177		4,576,430
Hair... 100 kilograms.	78,450	4,842,630	81,081	5,135,670	88,563	6,430,300	149,234	11,654,580	172,770	22,388,810
Horn, bone and similar substances... "		4,032,580		3,154,410		3,193,210		2,315,160		2,110,090
Meat, fresh, salted or smoked... 100 kilograms.	39,235	7,976,233	38,616	6,211,040	38,189	6,387,755	38,136	6,926,070	35,798	6,634,450
Milk, condensed... "	8,605	817,475	12,362	1,236,200	10,329	1,136,190	13,618	1,634,160	15,421	1,890,520
Mother-of-Pearl, ivory and tortoise shell... "		4,220,190		4,158,025		1,841,080		4,693,140		3,265,645
Poultry—Living... 100 kilograms.	57,503	8,050,420	59,997	8,519,574	51,470	8,492,550	49,450	8,901,000	38,250	6,886,080
Dead... "	35,292	5,646,720	29,162	4,724,244	43,446	8,254,740	31,254	6,563,340	27,684	5,813,640
Beverages, spirits and oils:—										
Mineral water... 100 kilograms.	26,142	627,408	31,184	748,416	35,426	850,224	42,314	1,015,536	44,023	1,056,552
Oils, olive... "	354,759	40,402,610	665,754	71,703,070	513,308	58,612,775	447,030	60,795,140	240,149	38,582,425
Spirits... "		5,169,072		5,677,676		6,978,215		9,925,075		11,085,600
Volatile oils and essences... "		11,875,940		10,070,065		14,526,135		13,653,948		10,571,243
Wine in bottles... "		10,973,889		13,310,318		16,214,075		16,185,595		18,427,900
" in casks... "		25,683,351		22,739,860		24,830,357		26,440,252		26,128,923
Cereals, flour, paste and vegetable products not comprised in other categories:—										
Chestnuts... 1,000 kilograms.	18,694	3,177,980	22,542	3,832,140	25,100	4,267,000	26,354	4,348,510	25,651	4,360,670

ITALY.

TOTAL QUANTITIES AND VALUES OF THE PRINCIPAL ARTICLES OF DOMESTIC PRODUCE EXPORTED, &c.—Continued.

ARTICLES.	1905.		1906.		1907.		1908.		1909.	
	Quantity.	Value. Lire.	Quantity.	Value. Lire.	Quantity.	Value. Lire.	Quantity.	Value. Lire.	Quantity.	Value. Lire.
Colours, &c.— <i>Com.</i>										
Wood, roots, barks, leaves, lichens, flowers, herbs and fruits for dyeing and tanning.										
Cotton:—Raw.....100 kilogs.	84,352	6,491,768	81,897	7,489,348	71,054	5,161,985	68,403	5,980,194	87,892	6,583,806
"....."....."....."	101,791	21,884,995	103,738	5,518,305	84,917	5,064,832	69,578	4,180,611	93,042	3,390,700
"....."....."....."		97,246,572		24,643,970		22,714,370		15,587,100		19,493,890
"....."....."....."				107,718,396		115,375,984		91,447,100		111,666,258
(Gutta percha, India-rubber and manufactures of.....)		7,794,875		9,195,470		7,114,002		10,040,370		21,410,055
Hemp, flax, jute and other fibrous plants (except cotton):—										
Raw and combed.....		48,650,687		53,239,162		53,227,116		44,867,150		56,260,774
Cordage, rope and twine, even tarred.....		7,309,300		8,519,440		7,933,643		7,494,780		7,585,080
Yarn.....		6,336,086		6,943,358		8,240,965		5,645,490		6,652,353
"....."....."....."		8,955,098		9,026,316		8,824,180		6,930,490		8,750,673
Hides and skins:—										
Raw, green or dry.....100 kilogs.	121,227	24,143,920	141,947	28,968,550	136,849	27,196,505	188,797	34,595,390	220,186	45,539,275
Tanned with the hair " " "	118	80,800	146	96,610	778	832,800	198	448,500	1,154	1,131,660
Tanned without the hair.....	10,677	6,971,290	10,204	6,737,405	8,955	5,786,860	6,027	3,996,385	5,801	3,853,300
Furriers' articles of all kinds.....		519,970		1,108,380		2,197,920		603,282		460,242
Gloves of all kinds of skins.....100 pairs	8,167	1,674,235	8,265	1,818,300	8,616	2,584,800	20,874	5,844,720	22,270	5,567,500
Leather boots and shoes....Paris	240,400	2,054,520	167,600	1,464,280	123,269	1,116,652	112,695	1,013,588	59,440	571,409
Minerals, metals and articles manufactured therefrom:—										
Copper, brass and bronze.....		2,166,470		3,707,270		3,447,597		2,769,410		3,302,700
Guns, pistols and revolvers and parts of.....		1,539,395		7,977,520		449,444		105,455		33,651
Instruments, optical, mathematical, precision, astronomical, chemical, physical, surgical, &c.....		2,561,000		2,919,470		4,027,540		5,361,620		9,831,540

1 GEORGE V., A. 1911

SESSIONAL PAPER No. 10f

Iron and steel, of second manu- facture.....	2,131,901	2,082,234	2,212,713	2,433,885	2,450,258
Iron and steel sheets.....	1,815,742	1,145,778	395,761	389,943	424,429
Lead and its alloys with antimony.....	1,698,505	2,736,814	2,941,151	2,458,311	1,901,745
Machinery.....	3,170,370	3,597,765	4,712,610	5,461,655	4,018,008
Mercury.....	1,152,825	1,340,025	1,681,140	3,049,380	4,072,080
Tin and its alloys with lead and antimony.....	1,833,140	2,556,070	2,879,870	1,238,370	752,440
Zinc ore.....	16,493,400	21,636,600	19,917,800	14,694,720	15,368,064
Paper and books:—			142,270		123,936
Books printed and not printed.....	3,308,230	4,312,640	5,906,390	5,548,460	6,584,760
Paper.....	7,446,890	8,309,022	7,692,453	6,898,465	6,320,086
Paste-board.....	294,025	411,102	554,054	597,353	298,038
Paper and paste-board, manufac- tures of.....	618,200	751,400	748,140	884,400	1,078,600
Prints, lithographs and adver- tisement cards.....	7,935,200	9,407,800	10,277,300	11,739,000	10,584,600
Silk:—					
Cocoons (except double coccons).....	472,010	295,200	657,900	420,120	625,950
Thrown, single, double or twisted.....	471,334,087	565,978,943	536,537,134	406,548,544	463,144,635
Waste silk.....	38,492,190	39,572,775	43,292,375	32,488,320	36,498,675
Sewing thread, whether of silk or waste silk.....	1,677,420	2,342,496	2,995,650	1,926,450	2,444,220
Manufactures.....	78,453,865	87,291,721	89,880,953	86,881,869	85,552,553
Stone, earthen, pottery, glass and glassware:—					
Alabaster, unwrought, 100 kilograms, Earthens, solid.....	121,485	122,499	155,311	100,893	106,613
Porcelain, earthenware, porcelain, &c.....	1,899,208	2,174,018	2,082,912	3,623,670	3,516,528
Glass and glassware.....	2,816,357	2,836,439	3,905,227	2,891,087	1,978,607
Marble, unwrought, 100 kilograms, Marble, unwrought.....	4,474,499	4,414,793	3,057,513	3,997,421	4,201,930
Marble and alabaster, wrought.....	8,629,725	9,657,635	10,694,125	10,100,870	10,200,450
Stone for building, 1,000 kilograms, Sulphur—Raw.....	15,439,788	15,734,961	17,465,065	15,827,451	14,523,572
Refined.....	4,219,480	3,195,250	3,114,925	2,739,850	2,559,810
Vehicles:—	116,110	82,971	77,298	62,948	62,948
Motor cars for ordinary roads.....	2,602,398	18,322,208	19,048,581	19,198,579	19,231,123
Wood and straw:—	1,308,886	14,053,372	14,315,697	13,816,526	14,494,499
Casks.....	3,646,000	11,847,700	20,185,310	28,236,745	22,941,435
Charcoal.....	5,788,173	2,482,936	2,402,327	2,634,115	2,456,102
Cork.....	1,704,840	1,329,228	1,773,576	1,725,290	1,576,800
Furniture.....	1,222,866	1,554,820	1,873,455	1,688,320	1,334,005
Small wares.....	9,815,700	12,343,060	13,571,715	9,102,615	8,427,175
Straw plait.....	2,160,500	2,164,265	5,252,040	4,983,600	6,006,020
Utensils and divers articles of common wood.....	8,952,335	9,908,350	12,811,720	6,505,160	9,948,380
	2,367,070	3,684,638	2,573,88	1,910,390	2,425,720

ITALY.

TOTAL Quantities and Values of the Principal Articles of Domestic Produce Exported, &c. —*Concluded.*

ARTICLES.	1905.		1906.		1907.		1908.		1909.	
	Quantity.	Value.	Quantity.	Value.	Quantity.	Value.	Quantity.	Value.	Quantity.	Value.
Wood and straw— <i>Coil.</i>		Lire.		Lire.		Lire.		Lire.		Lire.
Wood—Cabinet-makers		151,392		105,839		1,096,774		1,048,512		1,086,741
Common		6,582,534		6,700,793		6,731,980		7,481,519		5,434,972
Wood, horsehair and other hair :—										
Horsehair		5,061,550		6,320,010		4,433,570		4,017,140		3,843,650
Wool, raw, including waste and flockwood	43,238	13,509,795	35,453	11,680,710	26,296	8,444,200	18,306	5,420,150	26,702	7,983,810
Wool, raw, including waste and flockwood	3,573	2,442,830	4,330	3,362,520	3,474	2,833,500	2,409	1,740,750	1,788	1,360,840
Wool, raw, including waste and flockwood		14,838,120		13,383,750		16,136,430		12,069,780		19,368,460
Manufactures										
Miscellaneous articles :—										
Articles for collection and works of art		10,829,053		9,289,249		9,610,294		8,751,797		10,361,936
Electric wires and cables, insulated		2,481,880		2,254,130		3,143,505		2,134,800		3,430,800
Hats and caps		22,807,715		24,735,250		29,539,068		24,517,296		23,711,941
Musical instruments		1,619,847		1,947,323		1,848,633		2,149,078		2,022,412
Small wares		4,618,452		3,575,451		4,982,626		5,316,365		4,981,803
Umbrellas and parasols		753,900		758,000		1,051,734		1,459,023		390,264
Total value of principal and other articles exported (mdse)		1,705,317,643		1,905,949,811		1,948,868,310		1,729,263,357		1,866,889,562
Precious metals		8,251,900		8,275,400		5,810,900		21,012,200		34,067,700
Total exports		1,713,569,143		1,914,225,211		1,954,679,210		1,750,275,557		1,920,957,262

JAMAICA.

VALUE of the Total Imports and Exports from and to each Principal Country during the Years ended March 31, 1906 to 1909, and Year ended December 31, 1909, inclusive. (Including Coin and Bullion.)

IMPORTS.					EXPORTS.				
1905-6.	1906-7.	1907-8.	1908-9.	1909.	1905-6.	1906-7.	1907-8.	1908-9.	1909.
\$	\$	\$	\$	\$	\$	\$	\$	\$	\$
4,624,949	5,477,828	6,724,171	4,882,429	5,482,066	1,736,436	2,091,197	2,481,624	2,381,294	2,709,876
550	282	448	102		9,216	20,129	9,096	2,098	
50	202	282			24,572	12,298	4,239	2,779	5,470
3,913	19,175	30,616	36,091	5,621	34,753	56,438	39,606	149,932	4,774
113,310	137,609	142,622	150,365	75,686	92				827
771,191	597,681	789,125	843,875	849,637	110,059	114,318	121,696	157,889	178,305
1,211	2,694	2,151	4,532		543,641	723,912	613,906	482,963	601,666
					989	1,202	33	111	
5,515,174	6,535,471	7,689,415	5,919,394	6,416,004	2,459,758	3,019,491	3,270,194	3,177,066	3,506,768
<i>Foreign Countries.</i>									
1,893	1,225	1,362	993		40,120	26,106	95,444	91,021	75,117
1,627	10,215	31,685	12,315		42,896	31,853	33,103	28,067	44,073
7,471	17,831	16,838	28,657		158,870	202,810	206,507	225,161	
9,869	19,033	22,654	15,392	23,637	106,132	48,185	8,624	21,539	11,445
11,222	11,023	11,352	11,796	9,884	686,964	525,683	685,559	561,486	575,453
216,586	200,871	225,083	270,868	286,320	201,300	176,168	257,430	344,219	255,460
525	1,875	740	1,830		20,468	27,511	72,610	57,027	81,978
98	44				45,266	53,673	40,091	57,791	52,204
1,256	1,465	428	311		50,881	34,175	62,177	72,631	49,644
3,678,163	4,204,347	6,170,831	5,506,736	5,701,660	594		8,687	4,445	
6,880	2,395	10,642	10,071		5,148,763	5,543,503	6,819,090	6,387,110	7,870,344
					8,128	5,372	4,651	11,867	
3,933,590	4,470,344	6,492,115	5,859,569	6,088,161	<i>British Empire</i>				
5,515,174	6,535,471	7,689,415	5,919,394	6,416,004	United Kingdom				
9,450,764	11,005,815	14,181,530	11,778,963	12,504,165	Australia				
					British West Indies				
					Canada				
					Other British Possessions				
					Totals, British Empire				
					<i>Foreign Countries.</i>				
					Austria-Hungary				
					Belgium				
					Foreign States				
					Foreign West Indies				
					France				
					Germany				
					Holland				
					Italy				
					Russia				
					Spain				
					United States				
					Other Foreign Countries				
					Totals, Foreign Countries				
					Totals, British Empire				
					Grand totals				
					8,970,140	9,694,433	11,564,187	11,038,830	12,791,092
					6,510,382	6,674,939	8,293,993	7,861,764	9,284,324
					2,459,758	3,019,491	3,270,194	3,177,066	3,506,768

JAMAICA.

TOTAL Quantities and Values of the Principal Articles of Merchandise Imported during the Years ended March 31, 1906 to 1909, and Year ended December 31, 1909 inclusive.

ARTICLES.	1905-6.		1906-7.		1907-8.		1908-9.		1909.	
	Quantity.	Value.	Quantity.	Value.	Quantity.	Value.	Quantity.	Value.	Quantity.	Value.
		\$		\$		\$		\$		\$
Ale and beer.....		148,017	174,582	148,686	279,460	238,009	230,242	196,087	254,006	204,074
Agricultural implements.....		40,432	4,065	43,713	3,820	37,030	42,432	42,237		
Animals, living.....	3,759	294,700	4,065	386,243	3,820	534,384	2,818	330,913		363,656
Apparel and slops.....		47,275	75,857	75,857		74,587		50,662		
Bags and sacks.....		6,122	4,122	6,662		16,133		16,853		
Bicycles and parts of.....		64,664		66,756		71,613		63,924		
Books.....										
Breadstuffs.....										
Bread and biscuits.....	30,028	136,398	32,624	148,175	44,155	200,551	41,677	189,308	38,612	151,051
Cornmeal.....	31,403	103,164	21,176	82,660	59,845	218,435	46,609	181,463	34,570	134,533
Farinaceous substances.....		22,537		24,864		31,117		31,040		
Indian corn.....	201,183	146,866	223,914	167,997	277,703	277,771	228,400	229,132	225,703	219,676
Oats.....	61,814	37,604	59,385	40,943	59,280	45,080	71,626	56,643		
Pease and beans.....	15,845	26,990	15,867	27,993	21,943	44,053	19,176	43,551		
Rice.....	9,841,923	215,544	9,928,728	217,438	12,739,711	326,008	9,585,872	246,326	11,570,439	281,546
Wheatflour.....	160,604	703,447	175,696	770,038	248,435	1,209,050	223,360	1,195,720	200,955	1,185,827
Brooms and brushes.....		7,917		8,823		12,497		10,648		
Carriages.....		39,619		43,624		71,642		82,398		
Cement.....	19,498	40,330	77,471	57,388	74,693	149,947	95,133	150,740		
Coal and coke.....	77,204	399,723	69,911	363,788	72,238	364,741	54,294	232,758	48,923	247,543
Cordage, cables, ropes, &c.....		32,417		41,367		44,807		36,013		
Cotton mfrs.....		1,469,027		1,660,419		2,000,388		1,697,665		1,759,456
Drugs and medicines of all kinds.....		121,010		126,295		127,435		127,117		149,747
Earthenware and chinaware.....		31,429		38,914		52,974		39,663		
Electric apparatus.....		18,187		38,817		70,790		44,442		
Fish.....										
Dried or salted.....	72,762	485,839	85,119	568,349	82,269	560,528	90,711	561,802	105,836	605,719
Pickled.....	54,871	322,034	52,156	322,115	49,166	279,658	53,691	279,726	52,195	284,232
Preserved.....		55,215		67,166		116,911		41,201		
Other.....		8,190		6,775		11,739		10,955		
Fruits.....		41,775		45,547		53,810		54,389		
Furniture of wood.....		38,043		48,729		59,884		71,867		

SESSIONAL PAPER No. 10f

Glass.....	32,543	36,120	53,913	50,000	301,450
Haberdashery and millinery.....	206,444	243,129	452,746	245,659	296,477
Hardware and cutlery.....	199,353	207,489	327,461	268,951	141,163
Hats of all kinds.....	116,579	155,524	167,574	115,525	
Hay.....	5,199	4,248	10,969	4,511	
Iron and steel—					
Bar, not fit for railway purposes.....	5,047	6,201	16,722	15,004	
Bars of steel, all kinds.....	312	192	14,775	8,249	
Galvanized iron for roofing.....	45,046	51,046	74,363	79,361	
Nails, screws and rivets.....	30,130	37,930	51,567	35,804	
Railroad materials.....	50,400	40,890	60,856	36,845	
Tin plates.....	14,503	23,987	15,651	15,106	
Tubes and pipes.....	7,665	18,780	21,073	21,914	40,111
Wire.....	37,176	35,750	54,086	42,888	
Leather—					
Unwrought.....	33,915	39,011	52,516	35,757	
Wrought—					
Boots and shoes.....	257,189	360,766	458,279	307,140	402,580
Saddlery and harness.....	35,880	43,805	54,545	47,873	
Other kinds.....	15,341	24,007	24,104	18,742	
Linen mfrs.....	25,618	33,419	36,106	26,781	30,407
Machinery.....	360,454	284,853	406,853	307,544	
Manures.....	15,300	19,087	21,456	25,744	
Milk, condensed.....	139,137	128,621	174,318	177,414	167,549
Musical instruments.....	21,189	23,778	23,022	35,157	
Oils.....					
Cotton seed..... (Galls.)	141,797	102,249	63,111	141,276	
Petroleum..... "	759,993	149,850	149,441	149,501	161,160
Other.....	36,890	37,206	48,472	45,464	
Paints and colours.....	33,697	35,697	71,559	55,158	
Paper.....	128,422	128,606	170,552	139,722	
Parfumery.....	55,110	61,393	86,344	66,406	
Pickles, vinegar, sauces, &c.....	68,195	71,493	100,041	93,500	
Printing presses, &c.....	6,445	20,400	25,793	27,263	
Provisions—					
Butter..... Lbs.	75,210	68,018	86,310	88,179	155,115
Butter substitutes..... "	34,494	43,447	57,066	58,928	
Cheese..... "	190,111	35,580	44,530	38,220	
Lard..... "	26,985	243,991	205,833	16,692	
Meats—Bacon and hams..... "	11,627	13,514	15,476	14,530	45,192
Meats—Beef, wet or salted..... Brls.	243,671	31,555	37,944	40,278	98,793
Beef, wet or salted..... Brls.	6,827	91,430	111,611	102,078	6,151
Pork..... "	92,919	107,149	121,126	136,685	141,421
Pork..... "	6,260	7,111	39,502	59,690	
Salt..... Lbs.	43,870	43,785	136,738	190,934
Soap..... Lbs.	3,765,052	158,945	210,172	4,897,905	
Spirits—					
Whisky..... (Galls.)	43,420	53,339	43,372	53,698	
Other.....	20,887	26,124	39,152	23,990	
Silk mfrs.....	66,104	78,670	108,594	72,507	
Stationery, other than paper.....	24,493	37,667	34,679	36,159	
Tobacco..... Lbs.	67,237	84,062	108,637	139,882	123,939
					189,404

JAMAICA.

TOTAL Quantities and Values of the Principal Articles of Merchandise Imported &c.—Concluded.

ARTICLES.	1905-6.		1906-7.		1907-8.		1908-9.		1909	
	Quantity.	Value.	Quantity.	Value.	Quantity.	Value.	Quantity.	Value.	Quantity.	Value.
		\$		\$		\$		\$		\$
Vegetables—										
Potatoes.....	7,261	17,228	6,021	14,285	8,516	23,311	8,426	25,628		
Other.....		7,553		7,446		8,979		9,270		
Wines.....		42,914		88,733		72,469		66,844		
Wood—										
Lumber.....	7,216,325	163,948	10,141,073	310,625	15,987,089	516,835	13,849,509	474,227	11,879,017	408,464
Shingles.....	1,159,314	9,904	2,208,704	21,618	1,952,176	23,024	3,052,081	36,519		
Shooks.....		139,016		125,399		187,434		199,174		165,656
Other.....		46,112		45,148		63,043		59,480		
Woollen mfrs.....		163,880		226,222		314,633		163,437		193,917
All other articles.....		646,997		780,945		969,049		814,290		
Totals (mdse).....		9,343,560		10,556,680		13,917,308		11,750,849		12,460,333
Coin and bullion.....		107,204		449,135		264,222		28,114		43,882
Total imports.....		9,450,764		11,005,815		14,181,530		11,778,963		12,504,165

SESSIONAL PAPER No. 10f

JAMAICA.

TOTAL Quantities and Values of the Principal Articles of Merchandise Exported during the Years ended March 31, 1906 to 1909, and Year ended December 31, 1909, inclusive.

ARTICLES.	1905-6.		1906-7.		1907-8.		1908-9.		1909.	
	Quantity.	Value. \$	Quantity.	Value. \$	Quantity.	Value. \$	Quantity.	Value. \$	Quantity.	Value. \$
Animals, living.....	No.	5,539	3,764	69,783	2,663	46,637	1,965	31,443
Anatto.....	Lbs.	457,248	501,754	25,437	554,111	33,707	824,682	50,166
Beeswax.....	Cwt.	31,066	74,569	21,152	104,166	28,514	92,960	24,985	97,864	26,951
Cocoa.....	"	80,772	47,564	535,294	47,469	739,261	49,142	442,448	59,485	539,367
Coffee.....	"	54,861	435,557	94,206	689,874	70,403	565,341	73,693	618,654
Fruit:—										
Bananas.....	Bunches	14,981,145	16,009,662	4,286,214	13,942,567	5,055,127	14,612,861	5,084,810	16,712,216	6,831,968
Cocoanuts.....	No.	7,092,298	11,063,983	215,374	13,744,245	277,589	11,130,850	216,678	13,400,530	267,380
Grape fruit.....	Pkgs.	25,761	44,335	32,991	50,190	95,347	34,277	65,048
Oranges.....	"	74,503,551	440,278	55,184,145	64,768,670	375,244	35,909,600	187,240	33,136,600	155,504
Ginger, unground.....	Lbs.	2,217,779	134,914	2,017,008	1,718,864	224,077	19,809	212,095
Hats.....	"	35,906	61,412	30,095	4,370
Hides.....	Lbs.	375,324	41,858	404,349	49,196	456,445	50,905	416,556	42,233	64,152
Honey.....	(Galls.)	135,808	49,570	129,863	47,401	199,962	85,152	69,703	506,191	93,834
Line juice.....	"	79,822	86,344	96,817	23,132
Logwood, extract of.....	"	332,296	413,272	520,067	557,039	551,169
Old metal.....	Lbs.	252,246	15,950	594,774	29,552	2,664,412	36,849	805,235
Pimento.....	Cwt.	91,735	390,637	85,294	383,961	73,430	341,904	219,420	698,965	332,641
Run.....	Galls.	1,130,549	431,425	1,463,070	652,688	1,312,169	851,482	1,245,355	909,108	1,139,535
Skins, goat.....	Lbs.	111,076	47,300	103,373	50,310	112,368	46,141	118,110	44,306
Sugar, raw.....	Cwt.	238,689	555,329	278,927	576,914	212,460	534,258	123,275	374,962	577,833
Tobacco—Cigars.....	Lbs.	40,325	98,852	45,984	126,771	61,342	162,824	62,613	145,912	211,191
Other.....	"	9,723	10,575	18,435	30,519
Tortoise shell.....	Lbs.	3,641	15,363	4,513	23,800	5,213	19,014	23,385	5,387
Vegetables.....	"	36,470	30,013	14,887	15,997
Wood—Bitter.....	Tons	1,501	11,690	2,642	19,608	2,703	19,729	867	6,755
Fustic.....	"	4,680	51,349	4,031	49,081	3,883	40,150	2,332	25,754	24,036
Logwood.....	"	29,517	339,372	29,970	357,344	30,295	353,855	21,582	225,818	253,840
All other articles.....	"	220,773	225,897	224,769	228,835
Totals (mdse).....		8,732,150	9,301,493	10,989,322	10,320,403	12,408,968
Coin and bullion.....		237,990	392,940	624,865	718,427	382,124
Total exports.....		8,970,140	9,694,433	11,564,187	11,038,830	12,791,092

JAPAN.

VALUE of the Total Imports and Exports of Merchandise from and to each Principal Country during the Years ended December 31, 1905 to 1909, inclusive.

NOTE :—Gold Yen = 49 ¹/₁₀ cents.

		IMPORTS.					EXPORTS.								
		COUNTRIES.													
1905.	1906.	1907.	1908.	1909.						1905.	1906.	1907.	1908.	1909.	
(Gold Yen.	Gold Yen.	Gold Yen.	Gold Yen.	Gold Yen.						Gold Yen.	Gold Yen.	Gold Yen.	Gold Yen.	Gold Yen.	
115,380,000	101,311,000	116,245,070	107,794,569	86,227,750	United Kingdom	13,039,000	22,553,000	22,443,305	25,521,404	27,092,677	United Kingdom	13,039,000	22,553,000	22,443,305	25,521,404
6,001,000	4,128,000	7,818,753	2,993,705	3,365,780	Australasia	4,073,000	4,226,000	4,798,903	5,285,322	5,811,892	Australasia	4,073,000	4,226,000	4,798,903	5,285,322
2,266,000	2,765,000	2,551,852	2,053,342	2,874,213	Austria-Hungary	414,000	1,226,000	1,148,716	1,125,814	1,084,966	Austria-Hungary	414,000	1,226,000	1,148,716	1,125,814
11,002,000	10,551,000	13,398,299	7,300,449	6,529,514	Belgium	666,000	1,308,000	2,094,397	2,385,953	1,923,968	Belgium	666,000	1,308,000	2,094,397	2,385,953
90,227,000	60,315,000	74,593,284	49,328,437	65,157,095	British India	7,998,000	10,352,000	13,088,089	13,631,541	14,425,973	British India	7,998,000	10,352,000	13,088,089	14,425,973
732,000	1,002,000	1,217,140	1,119,671	1,083,264	British North America	3,240,000	3,953,000	3,863,657	3,130,681	3,855,470	British North America	3,240,000	3,953,000	3,863,657	3,855,470
3,398,000	2,468,000	3,062,258	2,702,114	2,972,195	British Straits Settlements	4,424,000	4,084,000	5,767,563	5,344,126	5,661,589	British Straits Settlements	4,424,000	4,084,000	5,767,563	5,344,126
52,618,000	57,397,000	67,992,044	63,783,961	65,050,926	China	38,682,000	117,780,000	106,013,926	77,745,792	89,284,821	China	38,682,000	117,780,000	106,013,926	77,745,792
6,151,000	8,206,000	16,371,512	13,718,419	14,139,067	Corea	26,619,000	25,210,000	32,792,476	30,273,171	26,997,842	Corea	26,619,000	25,210,000	32,792,476	30,273,171
14,830,000	23,520,000	22,039,470	23,965,360	18,631,783	Dutch India	1,233,000	1,394,000	2,261,312	2,123,577	3,071,539	Dutch India	1,233,000	1,394,000	2,261,312	2,123,577
2,999,000	1,670,000	3,457,204	5,073,380	5,463,691	Egypt	284,000	379,000	386,300	616,329	840,633	Egypt	284,000	379,000	386,300	616,329
5,129,000	4,397,000	7,024,957	5,246,442	5,558,694	France	27,227,000	40,289,000	42,532,655	33,745,755	41,520,475	France	27,227,000	40,289,000	42,532,655	33,745,755
42,580,000	42,500,000	47,697,742	46,278,616	40,217,536	Germany	4,360,000	8,396,000	8,758,000	7,975,815	7,955,060	Germany	4,360,000	8,396,000	8,758,000	7,975,815
14,000	14,000	19,320	12,938	14,209	Hawaii	1,876,000	2,226,000	2,468,677	3,468,677	3,572,239	Hawaii	1,876,000	2,226,000	2,468,677	3,468,677
874,000	1,233,000	1,204,396	1,019,837	840,000	Holland	162,000	226,000	266,805	431,032	664,759	Holland	162,000	226,000	266,805	431,032
1,129,000	685,000	820,610	1,115,530	628,404	Hong Kong	20,215,000	27,061,000	24,384,762	18,538,739	21,675,636	Hong Kong	20,215,000	27,061,000	24,384,762	18,538,739
502,000	636,000	942,874	663,485	518,856	Italy	8,065,000	11,808,000	13,770,735	11,387,429	11,999,518	Italy	8,065,000	11,808,000	13,770,735	11,387,429
1,269,000	268,000	847,730	500,950	495,020	Norway	12,000	4,000	4,214	5,790	5,038	Norway	12,000	4,000	4,214	5,790
1,368,000	1,143,000	2,193,178	1,623,147	1,003,700	Philippine Islands	1,864,000	1,375,000	1,795,726	2,358,713	3,162,846	Philippine Islands	1,864,000	1,375,000	1,795,726	2,358,713
2,756,000	1,448,000	1,830,536	997,505	382,261	Russia	1,720,000	10,572,000	5,609,283	5,743,157	5,245,010	Russia	1,720,000	10,572,000	5,609,283	5,743,157
4,587,000	3,191,000	2,738,695	2,687,796	2,595,295	Siam	103,000	235,000	338,390	2,308,895	480,551	Siam	103,000	235,000	338,390	2,308,895
1,002,000	1,056,000	1,323,453	1,373,433	2,023,297	Sweden	12,000	2,000	7,594	5,794	93,575	Sweden	12,000	2,000	7,594	5,794
2,974,000	4,480,000	3,116,866	2,688,818	2,179,222	Switzerland	94,009,000	125,964,000	131,101,015	121,996,586	131,547,139	Switzerland	94,009,000	125,964,000	131,101,015	121,996,586
104,287,000	69,949,000	80,697,362	77,636,556	54,043,172	United States	1,707,000	2,637,000	3,293,574	3,338,182	3,516,973	United States	1,707,000	2,637,000	3,293,574	3,338,182
14,473,000	13,851,000	15,326,681	14,490,002	12,203,423	Other Countries	321,534,000	423,755,000	432,412,873	378,245,673	413,112,511	Other Countries	321,534,000	423,755,000	432,412,873	378,245,673
488,538,000	418,784,000	494,467,346	436,257,462	394,198,843	Totals, mdse	16,355,000	25,784,000	18,760,285	37,772,502	41,966,838	Totals, mdse	16,355,000	25,784,000	18,760,285	37,772,502
31,507,000	47,211,000	8,256,503	17,544,486	79,587,502	Coin and bullion	337,889,000	449,539,000	451,172,158	382,018,175	419,696,838	Coin and bullion	337,889,000	449,539,000	451,172,158	382,018,175
520,045,000	465,995,000	502,723,849	453,801,948	473,786,345	Grand totals						Grand totals				

JAPAN.

TOTAL Quantities and Values of the Principal Articles Imported for Consumption (Merchandise only) during the Years ended December 31, 1905 to 1909, inclusive.

NOTE:—Gold Yen = 49⁵/₁₆ cents. Kin = 1.3228 lbs. Picul = 133.3 lbs. Yard and Ton, same as Canadian.

ARTICLES.	1905.		1906.		1907.		1908.		1909.	
	Quantity.	Value. Gold Yen.	Quantity.	Value. Gold Yen.	Quantity.	Value. Gold Yen.	Quantity.	Value. Gold Yen.	Quantity.	Value. Gold Yen.
Alcohol and alcoholic liquors.....		1,332,561		1,612,343		1,023,471		902,910		689,918
Beverages and comestibles:—										
Eggs, fresh..... Kin	5,282,397	953,358	6,350,801	1,176,932	5,365,488	958,521	7,548,364	1,291,970	9,116,999	1,601,193
Fish, salmon and trout, salted..... Picols	10,538,744	721,693	32,381,905	1,893,052	7,259,366	540,510	5,548,187	384,642	6,999,023	324,882
Flour of wheat..... Doz.	1,841,582	9,951,367	1,691,526	8,190,982	1,232,803	6,212,238	518,229	2,829,178	253,082	1,431,137
Milk, condensed..... Doz.	677,001	1,603,379	622,441	1,508,774	834,761	2,062,211	969,160	2,389,296	884,216	2,342,082
Clothing and accessories.....		1,856,363		2,491,741		2,486,566		2,248,550		1,738,073
Drugs, chemicals and medicines—										
Ammonia, sulphate of, crude..... Kin	43,352,697	3,528,226	66,296,366	5,296,689	104,415,833	8,227,472	110,627,601	8,796,790	77,003,342	5,923,509
Soda, caustic..... "	17,068,490	1,137,264	14,521,619	976,375	17,082,191	1,171,180	15,766,780	1,121,190	17,954,574	1,309,131
" nitrate of, crude..... "	20,077,076	1,317,472	8,241,504	531,469	9,898,659	637,213	9,890,877	609,419	10,781,619	698,423
Dyes, pigments and paints:—										
Aniline dyes..... "	3,118,639	1,679,892	5,587,322	2,496,582	5,423,843	2,471,856	4,615,771	2,030,784	7,734,037	3,202,767
Indigo, dry..... "	1,401,546	2,829,739	2,039,356	4,446,872	2,655,546	5,876,705	2,469,157	5,420,604	2,215,024	4,646,303
Paints..... "	2,866,173	390,828	2,830,878	415,611	2,620,258	412,503	2,229,206	338,001	2,263,449	351,465
Earthenware, porcelain and glass.		2,302,298		3,749,527		3,028,075		2,411,212		3,221,412
Grains and seeds:—										
Barley..... Picols	556,431	1,839,156	10,137	46,159	14,881	47,913	37,714	104,508	29,262	88,224
Beans, peas and pulse..... "	3,160,158	10,593,112	2,868,016	9,718,290	2,903,533	10,404,902	3,527,757	11,574,185	4,294,267	12,643,267
Rice..... "	11,595,913	47,981,265	6,101,086	26,172,079	6,770,264	30,931,068	4,853,542	22,688,539	3,313,107	13,588,817
Wheat..... "	1,026,460	4,012,092	355,293	1,371,748	904,049	3,669,277	593,786	2,509,745	350,336	1,375,782
Metals:—										
Iron and steel—										
Bars and rods..... Kin	195,040,739	9,261,667	151,653,511	7,038,855	191,337,494	9,805,878	174,814,491	7,533,892	117,549,413	4,521,432
Galvanized sheets..... "	40,060,705	3,367,870	35,986,693	3,406,116	56,371,947	5,692,014	46,769,061	4,619,473	55,591,085	5,334,073
Galvanized wire..... "	29,116,021	1,206,068	16,483,291	1,137,987	18,679,113	1,426,921	27,341,054	1,738,100	21,431,721	1,333,719
Pigs, ingots, slabs and blooms..... "	248,098,206	5,674,674	171,419,919	3,977,570	166,728,179	4,107,944	104,206,173	3,839,075	199,457,310	3,911,685

JAPAN.
TOTAL Quantities and Values of the Principal Articles Imported for Consumption (Merchandise only), &c.—*Concluded*.

ARTICLES.	1905.		1906.		1907.		1908.		1909.	
	Quantity.	Value.	Quantity.	Value.	Quantity.	Value.	Quantity.	Value.	Quantity.	Value.
		Gold Yen.		Gold Yen.		Gold Yen.		Gold Yen.		Gold Yen.
Metals—<i>Con.</i>										
Iron and steel— <i>Con.</i>										
Pipes and tubes.....	32,387,181	2,158,299	29,518,758	2,150,312	39,417,080	3,457,699	37,211,480	3,266,478	40,446,625	2,793,394
Plates and sheets.....	131,844,934	5,739,561	121,225,788	5,430,632	157,241,546	7,544,558	104,495,072	4,853,873	44,688,005	2,120,889
"	"	"	"	"	"	"	"	"	"	"
Tinned plates and sheets "	50,380,044	4,639,215	5,917,912	542,091	12,688,695	1,290,987	27,427,780	2,513,747	37,848,070	3,278,003
Other metals—										
Aluminum.....	1,263,033	1,096,398	770,184	788,963	1,849,776	1,863,217	763,793	421,913	590,392	257,895
Copper-pigs, ingots and slabs "	5,332,618	1,900,476	483,660	109,702	238,738	60,460	329,476	78,270	162,081	38,355
Lead-pigs, ingots and slabs "	16,295,638	1,295,670	14,839,091	1,455,807	7,362,528	853,098	11,276,799	977,127	13,327,261	1,075,955
Nickel	1,267,958	1,177,642	716,631	666,466	431,973	444,476	887,722	844,615	393,293	398,582
Zinc or spelter—										
Blocks, ingots and slabs "	13,797,989	2,178,414	3,663,301	619,877	2,477,510	423,640	3,682,469	528,653	2,787,100	391,480
Plates and sheets... "	9,741,372	1,753,472	6,954,296	1,386,948	7,825,660	1,577,172	7,222,285	1,298,661	6,876,119	1,108,366
Metal manufactures:										
Insulated electric wire.. "	42,813,263	3,356,471	1,164,806	6,554,037	2,462,712	5,419,235	1,867,129	6,518,586	1,875,634
Iron nails.....	2,609,431	41,512,963	2,620,914	49,842,628	3,548,357	49,823,643	3,122,213	47,351,783	2,686,703
Materials for buildings, bridges, &c.....	7,158,046	577,899	9,582,103	904,423	24,594,463	2,178,887	47,805,247	3,868,167	11,037,621	941,284
Oils, fats and waxes:—										
Oil, kerosene or petroleum Galls.	58,703,309	12,061,261	59,428,008	12,326,893	70,165,626	14,324,800	72,207,833	15,105,200	57,426,916	11,657,299
Paraffine wax.....	7,960,050	1,108,344	10,501,773	1,635,736	9,731,077	1,494,321	12,858,454	2,004,927	11,804,829	1,410,757
Ores and minerals:—										
Coal and coke.....	329,495	6,193,005	34,525	523,343	35,289	682,673	62,404	1,288,536	131,652	1,376,122
Iron ore.....	1,618,297	683,034	2,006,943	880,272	2,044,236	909,557	3,174,168	1,531,351	3,130,262	1,164,926
Phosphorite.....	1,482,198	2,436,830	1,938,544	3,889,834	2,138,003	3,900,251	2,002,212	3,350,968	1,184,420	2,220,161
Paper and manufactures:—										
Books.....	19,499,981	435,407	1,178,975	587,248	516,902	541,375
Printing paper.....	1,866,163	24,881,392	2,271,353	36,057,299	3,407,111	26,453,233	2,549,675	32,289,924	2,969,982
Paper, other.....	5,187,996	4,354,518	4,508,089	3,312,953	5,202,757
Skins, hair, bone, horn, tusk, shell, &c.:—										
Furs.....	873,586	1,165,438	97,712	55,236	93,873	74,981	84,716	48,479	190,887	80,461
Hides and skins.....	6,182,172	2,201,326	5,189,392	1,599,956	7,917,462	2,563,159	5,375,869	1,659,211	7,090,311	2,018,941

SESSIONAL PAPER No. 10f

Leather, sole.....	Kin	11,790,876	1,487,176	1,198,109	2,186,624	1,669,738	1,266,099	1,716,945	1,250,916
" " all other.....	"	5,722,835	1,379,949	1,824,802	1,746,996	1,252,281	1,609,168	1,078,001	1,566,376
Sugar.....	Piculs	2,168,473	3,786,127	23,725,974	13,864,956	3,323,641	13,604,038	2,241,967	13,367,287
Textile fabrics and mfrs. of:—									
Cotton tissues.....		17,877,282	18,845,712	17,499,149	17,899,510	13,928,331
Linen and hemp tissues.....		3,013,207	442,136	1,269,803	848,789	1,016,742
Silk tissues.....		471,724	483,574	484,409	529,617	510,847
Woolen tissues.....		20,984,078	20,025,797	12,304,887	8,564,077	9,080,018
Other textile fabrics.....		7,538,170	4,168,215	6,047,381	4,022,880	3,201,275
Vessels, scientific instruments and machinery:—									
Machinery.....		20,661,054	18,287,693	27,699,012	34,271,634	20,301,988
Scientific instruments.....		3,590,150	5,492,629	4,151,913	3,424,825	2,630,511
Vehicles and vessels.....		13,909,569	7,040,324	9,099,415	9,231,824	5,307,101
Yarns, threads, twine, cordage and materials of:—									
Cotton, raw, ginned.....	Piculs	4,182,554	2,956,974	81,293,860	114,034,725	3,114,690	88,713,480	3,770,901	106,783,734
Cotton, threads.....	Kin	632,960	354,783	815,579	361,950	356,964	423,912	323,588	379,091
" yarns.....	"	2,235,025	5,652,999	4,656,342	2,020,304	1,365,332	1,395,760	961,478	868,789
Hemp, jute and manilla.....	"	3,117,043	19,827,619	2,336,001	3,293,996	16,129,475	2,218,339	15,141,333	1,930,011
Woolen yarns.....	"	5,156,399	1,521,776	2,439,588	3,053,229	3,072,659	4,822,810	3,182,618	5,041,110
Wool, raw.....	"	10,569,105	9,845,959	9,174,328	14,353,457	6,914,454	6,850,177	9,966,249	9,022,008
Miscellaneous:—									
Cement.....	"	1,202,198	713,635	9,905	1,337,253	27,513,679	427,070	1,333,559	21,493
Explosives.....	"	377,154	607,320	845,886	546,694	789,744
Manures and fertilizers.....	"	14,517,494	18,908,776	25,823,812	28,357,137	26,089,000
Soap.....	"	483,191	558,288	761,255	682,993	887,841
Wood.....	"	1,281,375	1,325,859	2,306,398	1,384,477	1,040,611
Total value of principal and other articles imported.....		488,538,017	418,784,108	494,467,346	436,257,462	394,198,843

J A P A N.

TOTAL Quantities and Values of the Principal Articles of Domestic Produce Exported (Merchandise only) during the Years ended December 31, 1905 to 1909, inclusive.

NOTE :—Gold Yen = 49⁵/₁₆ cents. Kin = 1 3228 lbs. Picul = 133·3 lbs. Sho = 1 5881 quarts. Ton same as Canadian.

ARTICLES.	1905.		1906.		1907.		1908.		1909.	
	Quantity.	Value. Gold Yen.	Quantity.	Value. Gold Yen.	Quantity.	Value. Gold Yen.	Quantity.	Value. Gold Yen.	Quantity.	Value. Gold Yen.
Alcoholic liquors :—										
Beer		1,377,447		1,503,658		1,329,866		1,207,727		972,182
Sake		4,982,365		3,122,897		3,388,586		3,329,262		3,434,970
Beverages and comestibles :—										
Tea	29,155,221	10,584,322	30,021,278	10,767,090	30,684,472	12,618,244	26,662,971	11,153,379	30,741,570	13,156,539
Marine productions :—										
Bêche de mer, dried ..	1,080,354	549,237	1,071,887	593,285	973,230	540,422	831,170	438,864	883,031	447,846
Fish, dried	15,953,742	2,581,088	17,596,513	2,759,861	18,557,806	2,913,112	11,980,201	2,051,087	18,227,049	2,776,788
Seaweed	49,818,253	1,549,397	55,221,444	1,834,484	53,273,759	1,709,338	46,456,206	1,356,933	38,464,533	1,093,627
Shell-fish, dried	3,074,900	1,101,606	3,722,734	1,449,306	3,890,109	1,444,347	2,106,757	840,960	3,140,700	1,402,323
Other beverages & comestibles :—										
Comestibles in tins and bottles		1,144,709		1,116,229		1,062,807		998,415		1,337,097
Fruits and nuts		496,938		1,251,946		1,510,398		1,149,265		1,374,388
Soy	4,168,965	882,152	4,141,789	952,340	4,403,581	1,082,851	4,155,091	1,054,433	4,271,560	1,088,010
Vegetables		1,946,947		2,820,913		2,577,193		2,450,120		2,887,538
Clothing and accessories ..		5,727,173		9,943,195		11,181,227		8,988,918		10,079,036
Drugs, medicines, dyes and paints.										
Camphor	2,284,794	2,566,233	2,656,581	3,632,785	3,057,657	5,026,858	1,807,565	2,063,410	4,050,782	3,469,398
Sulphur	48,991,654	971,921	62,860,740	1,231,911	52,306,424	1,091,389	50,885,719	1,037,496	69,018,066	1,513,414
Other drugs, &c		3,775,245		3,826,029		3,589,493		3,022,470		3,918,170
Earthenware, porcelain and glass.		7,517,180		11,111,334		9,331,908		6,657,143		7,151,893
Grain and seeds :—										
Rice	520,185	3,126,959	561,158	3,687,083	502,788	3,664,344	540,087	3,810,243	1,005,983	5,867,290
Machinery		3,230,648		3,923,658		8,585,218		6,864,014		3,515,065
Metals :—										
Copper, ingots and slabs..	34,040,107	16,048,452	56,670,864	25,104,955	53,450,776	29,262,693	60,078,734	21,255,013	60,121,441	21,071,383
Metal manufactures		3,306,451		3,948,443		3,885,869		3,508,727		3,174,215
Oils and waxes		1,839,322		2,627,276		4,967,809		5,811,029		4,704,387
Ores and minerals :—										
Coal and coke	2,512,494	14,347,115	2,407,379	15,359,735	2,924,959	19,093,225	2,867,958	18,317,240	2,845,834	17,323,491
Zinc ore	208,468	264,915	236,120	477,896	328,647	598,918	248,530	490,271	305,862	642,756

SESSIONAL PAPER No. 10f

Paper and mfrs. of.....	4,043,469	6,166,566	5,294,397	4,783,671	4,961,273
Skins, hair, horns, tusks, &c.....	1,319,993	2,211,816	2,231,346	1,818,669	2,117,026
Sugar.....	4,440,893	11,317,288	2,829,047	3,716,876	5,279,913
Textiles.....					
Cotton tissues.....	11,492,136	15,619,198	16,344,097	14,611,374	17,672,986
Silk.....	30,259,135	35,679,427	31,639,787	30,370,913	28,923,551
Tissues, mfrs. of.....	8,702,423	11,487,994	13,920,326	9,414,260	9,850,689
Tobacco:—					
Cigarettes.....	3,092,133	1,773,419	2,055,225	1,640,354	1,475,858
Other.....	430,951	204,397	336,252	271,818	286,544
Yarns, threads, twines, cordage:—					
Cotton yarns.....	80,215,088	35,303,526	30,342,914	20,723,904	31,656,780
Silk waste.....	6,504,536	5,815,149	6,243,305	7,891,257	6,938,607
" raw.....	7,279,465	110,499,375	116,888,927	108,609,052	124,243,239
Miscellaneous:—					
Rumboo manufactures.....	900,555	1,072,224	1,084,475	867,273	882,030
Brands.....	5,453,981	4,716,538	5,061,830	3,948,217	6,374,166
Brushes.....	897,847	1,193,718	1,217,134	1,125,499	1,204,666
Fans.....	917,157	32,818,834	1,248,453	833,442	837,591
Matches.....	10,360,762	10,915,965	9,446,532	20,099,874	11,625,185
Mats and matting.....	5,086,937	5,829,643	5,743,279	5,765,053	4,602,021
Soap.....	676,129	821,653	652,525	596,980	677,482
Timber, lumber, &c.....	5,197,230	9,329,339	13,334,811	8,822,497	6,154,894
Umbrellas and parasols... No.	1,582,798	1,792,412	1,613,252	1,517,649	1,662,217
Total value of principal and other articles exported.....	321,533,610	423,754,892	432,412,873	378,245,673	413,112,511

SESSIONAL PAPER No. 10f

LEEWARD ISLANDS.

TOTAL Quantities and Values of the Principal Articles of Merchandise Imported during the Years ended December 31, 1905 to 1909, inclusive.

ARTICLES.	1905.		1906.		1907.		1908.		1909.	
	Quantity.	Value.	Quantity.	Value.	Quantity.	Value.	Quantity.	Value.	Quantity.	Value.
Animals, living.....	No.	\$		\$		\$		\$		\$
Bacon and hams.....	49,910	11,811	63	7,091	117	16,011	132	21,671
Beef.....	Lbs.	8,161	39,378	7,197	9,281	9,198	9,281	9,281
Books.....	192,919	11,607	204,225	12,419	230,986	16,790	171,707	14,936
Boots and shoes.....	7,080	7,329	7,110	11,957
Bread and biscuits.....	20,259	32,845	15,794	44,253	17,823	61,359	20,610	53,942
Butter.....	82,688	62,931	44,418	19,982	83,929	58,984	70,090	59,164
Carnages and carts.....	20,109	76,703	19,982	22,104	21,228
Cement.....	2,359	4,575	1,563	3,470	2,688	4,488	4,531
Cheese.....	Lbs.	48,236	7,961	4,806	9,198	2,322	7,480
Coal.....	Tons	719	5,840	44,739	7,781	45,953	46,064	7,845
Coffee.....	Lbs.	23,978	2,832	661	5,965	14,620	1,209	9,894
Cordage, rope and twine.....	10,137	3,003	30,997	3,003	35,092	29,707	2,453
Commeal.....	Brls	23,733	86,300	19,635	11,952	13,402	13,583
Corn and wheat.....	Bush.	33,681	28,798	32,279	66,152	19,746	74,579	89,517
Cottons, woollens, linens, &c.....	285,376	270,382	27,083	32,300	336,618	35,540	37,079
Drugs, chemicals, &c.....	20,338	27,355	27,083	26,382	32,300	35,540	37,079
Earthenware and glassware.....	12,994	15,111	27,355	26,382	32,300	35,540	37,079
Fancy goods.....	16,892	15,111	20,162	19,311	19,311	31,113
Fish.....	105,913	114,536	114,536	113,925	22,946	24,304
Flour of wheat.....	Brls.	257,334	227,521	45,693	113,925	113,925	122,937
Fruits and vegetables.....	6,151	5,393	45,693	227,521	47,751	58,068	302,750
Furniture.....	8,141	7,659	6,779	6,825
Government imports of manufactured articles.....	26,114	5,966	13,198	11,626
Haberdashery and millinery.....	134,043	135,970	10,405	9,738
Hardware.....	81,507	75,117	185,769	194,511
Jewellery.....	4,117	5,640	115,758	126,028
Lard.....	Lbs.	148,174	10,283	156,127	5,640	7,643	9,095
Leather and saddlery.....	13,797	12,171	15,773	17,301
Lumber, pine.....	Ft.	46,375	14,761	18,970	14,300
Machinery.....	51,343	57,383	1,948,444	92,369	2,227,475	2,562,332	101,149
Malt liquor.....	Galls.	11,305	7,878	11,398	7,446	11,954	17,740	77,623
										11,816

Details not to hand.

LEEWARD ISLANDS.
TOTAL Quantities and Values of the Principal Articles of Merchandise Imported, &c.—*Concluded.*

ARTICLES.	1905.		1906.		1907.		1908.		1909.	
	Quantity.	Value. \$	Quantity.	Value. \$	Quantity.	Value. \$	Quantity.	Value. \$	Quantity.	Value. \$
Manures.....		62,089		60,327		60,697		59,052		
Matches.....	10,089	4,847		5,061		5,139		4,550		
Musical instruments.....		2,798		3,407		3,880		4,112		
Oats.....	2,359	1,922		2,151		2,871		3,397		
Oils—Castor and fish.....		209		33,784		20,182		88,904		
Kerosene.....		25,954		23,223		28,844		28,684		
Olive.....	13,503	6,968		13,791		14,400		9,738		
Oilmeal.....	1,541,326	28,486		1,412,989		1,322,870		30,465		
Oleomargarine.....	180,457	17,968		19,821		20,313		17,890		
Packages.....		47,236		54,638		65,831		70,878		
Paints.....		5,446		6,944		8,863		6,613		
Paris green and insecticides.....		3,903		4,823		12,561		277		
Peas, beans, barley, &c.....	2,447	4,054		2,656		4,939		4,531		
Perfumery.....	620,807	47,659		54,399		634,537		5,509		
Pork.....	1,330	3,290		947		1,015		1,237		
Potatoes.....		7,456		14,561		28,806		9,149		
Rails and tramways.....	1,785,926	42,792		1,585,041		1,799,470		49,699		
Rice.....	3,045,825	11,388		14,210		3,916,366		15,573		
Shingles.....	4,123	8,093		3,180		4,277		3,816		
Shoos.....	478,694	20,717		520,985		518,995		23,471		
Soap.....		39,288		42,004		36,709		59,320		
Spirits.....		18,158		17,213		21,924		21,530		
Stationery and paper.....		26,207		21,637		33,989		38,334		
Sugar.....	364,226	12,264		414,870		683,198		789,663		
Tallow and grease.....		4,395		12,411		14,171		14,590		
Tea.....	15,509	16,951		15,634		15,933		4,750		
Tobacco.....	108,077	6,602		118,541		120,046		25,024		
Wines.....		3,543		11,879		8,488		11,884		
All other articles.....		80,879		86,083		88,532		106,831		
Totals (mdse).....		1,957,280		1,976,114		2,373,035		2,597,712		
Coin and bullion.....		6,327		5,840		65,102		63,138		
Total imports.....		1,963,607		1,981,954		2,438,137		2,660,850		2,362,246

Details not to hand.

SESSIONAL PAPER No. 10f

LEEWARD ISLANDS.

Total Quantities and Values of the Principal Articles of Merchandise Exported during the Years ended December 31, 1905 to 1909, inclusive.

Articles.	1905.		1906.		1907.		1908.		1909.	
	Quantity.	Value. \$	Quantity.	Value. \$	Quantity.	Value. \$	Quantity.	Value.	Quantity.	Value. \$
Animals, living.....		27,292		30,013						
Cocoa.....	1,299,579	121,940	1,263,350	169,681	1,288,048	32,383				30,446
Lbs.....										144,296
Brls.....	1,654	5,961	1,148	3,587	1,207	4,890	1,075,584			3,460
Cotton, raw.....		99,693	433,856	152,209		338,793	1,074,547			337,868
Lbs.....										22,402
Brls.....	4,550	27,112	3,773	17,223	4,152	25,341	3,790			33,974
Fruits and vegetables, fresh.....		19,209		26,883		23,981				
Hides and skins.....		21,617		20,683		22,333				
Limes and lime juice.....		216,844		287,751		335,333				14,692
Metal, old.....		2,472		3,290		9,008				281,435
Molasses.....		136,573		86,193		134,783				2,468
Oils, essential and essences.....	4,546	11,028		15,885	5,085	22,493				152,074
Galls.....				4,978						24,615
Sugar.....	20,365	1,078,682	25,571	872,111	28,420	1,180,992	23,574			1,156,666
Tons.....										193,741
All other articles.....		77,090		100,085		30,532				
Totals (mdse).....		1,845,513		1,735,594		2,468,554				2,389,127
Coin and bullion.....		138,894		59,884		46,835				120,213
Total exports.....		1,984,407		1,845,478		2,515,389				2,518,340
										2,149,743

Details not to hand.

MAURITIUS.

VALUE of the Total Imports and Exports from and to each Principal Country during the Years ended December 31, 1905 to 1909, inclusive. (*Including Coin and Bullion.*)

NOTE :—Rs. = Rupees. Rupee = 32.4 cents

IMPORTS.				EXPORTS.					
COUNTRIES.				COUNTRIES.					
1905.	1906.	1907.	1908.	1909.	1905.	1906.	1907.	1908.	1909.
Rs.	Rs.	Rs.	Rs.	Rs.	Rs.	Rs.	Rs.	Rs.	Rs.
7,357,174	8,971,262	7,960,799	6,649,562	7,476,451	2,564,944	3,098,753	6,668,964	3,653,901	4,063,524
1,258,972	1,624,660	622,260	607,299	857,627	695,776	963,241	893,377	434,484	628,159
11,752,154	12,527,210	14,700,531	14,617,263	12,070,133	19,253,313	22,320,509	27,599,685	22,926,944	20,340,263
10,487	3,363	9,736	3,083	7,220	2,097,648	5,798,316	5,078,168	1,953,706	2,673,803
8,982	62,753	192,572	488,311	295,012	6,142,956	263,080	416,338	3,129,695	2,068,709
54,889	38,834	55,905	39,821	43,605	153,190	3,077,187	285,119	85,269	13,339
14,691	3,738	9,256	1,475	1,969	1,233,647	934,821	589,343	18,331	542,876
905	16,918	414,645	986,827	471,599	1,485,641	183,940	255,945	325,154	236,491
148,868	96,003	82,784	109,801	37,642	108,663	6,837	8,245	113,656	83,405
261,567	353,456	532,591	219,512	54,248	7,911	110,975	93,942	3,367	3,195
30,493	102,501	51,641	57,539	217,977	85,527	36,758,759	41,889,126	55,144	1,121,614
20,898,828	23,800,698	24,632,720	23,730,433	21,533,483	33,829,216	36,758,759	41,889,126	32,701,651	31,771,318
<i>Foreign Countries.</i>									
571,757	332,844	189,652	902,038	2
23,863	17,744	39,816	15,786	21,682	5
137,837	165,878	156,437	108,324	286,013	2,975	10,763	27,386
22,318	9,727	30,660	6,640	46,074
218,753	246,793	269,411
184,669	191,933	182,495	61,041	153,150	59
40	256,620	40,788	1,060,265	1,756,409	1,200	26
.....	207	130	2	542,985	959,233	533,810	188,543	92,442
55,760	3,326	98,732	38,386	58,180
2,603,305	2,358,929	2,661,135	2,053,506	2,504,874	212,617	173,021	270,368	217,944	203,743

SESSIONAL PAPER No. 10f

349,669	458,214	133,800	203,204	530,001	Germany.....	11,529	6,549	44,573	4,872	11,254
63,780	44,804	41,368	38,587	59,115	Holland.....				7,018	78
1,796	27,168	30,287	3,153	8,839	Java.....					
757,650	887,839	1,141,849	1,134,086	659,844	Madagascar.....	56,839	71,075	137,563	137,492	196,591
224	1,238	16,320	4,889	7,188	Norway.....					1
37,562	37,744	42,455	29,907	36,781	Portugal.....					5
73,184	48,065	49,542	59,468	20,448	Poucherry.....	176	759		2,174	
137,987	210,567	205,488	233,912	236,661	Rennion.....	21,149	74,384	35,288	159,002	81,959
36,098	250	815	7,600	Russia.....					
32,939	37,251	57,011	32,211	31,681	Spain.....					3
4,844	52,100	19,478	57,402	48,069	Sweden.....					
44,676	27,790	64,650	51,653	92,239	Switzerland.....				1,457	649
429,431	532,147	634,670	540,743	732,423	United States.....		711,719	151	52	251
172,429	171,493	227,710	312,360	106,310	Other Foreign Countries.....	50,586	4,327	16,346	19,115	8,680
6,045,571	5,787,557	6,528,375	6,489,531	7,403,583 Totals, Foreign Countries..	898,806	2,001,067	1,940,153	762,612	622,135
20,898,828	23,800,698	24,632,720	23,730,433	21,533,483 Totals, British Empire...	33,829,216	36,758,759	41,889,126	32,701,651	31,771,318
26,944,399	29,588,255	31,161,095	30,219,964	28,937,066 Grand totals.....	34,728,022	38,759,826	43,829,279	33,464,263	32,393,453

MAURITIUS.

TOTAL Quantities and Values of the Principal Articles of Merchandise Imported during the Years ended December 31, 1905 to 1909, inclusive.

NOTE:—Rs. = Rupees. Rupee = 32-4 cents. Kilog. = 2-204 lbs. Metre = 39-37 inches. Litre = 2199 galls.

ARTICLES.	1905.		1906.		1907.		1908.		1909.	
	Quantity.	Value.	Quantity.	Value.	Quantity.	Value.	Quantity.	Value.	Quantity.	Value.
Ale and beer.....		Rs.		Rs.		Rs.		Rs.		Rs.
Ammonia, sulphate of.....	4,677,256	199,312	4,300,071	783,107	11,598	1,076,914	5,581	505,814	5,827	507,794
Animals, living:—										
Cattle.....		2,736		84,689	326	123,962	76	26,924	42	26,348
Horses.....	3	534,506		66,157		142,651		65,739		1,401
Other.....		181,211		177,775		155,907		169,188		175,772
Apothecaries' wares.....		150,839		138,386		131,479		95,975		173,731
Apparel.....		488,692	3,400,979	1,125,258	2,515,008	889,126	3,353,171	906,448	3,784,907	990,293
Bags.....	44,903,493	1,247,563	48,945,018	1,788,351	45,373,727	1,655,615	49,361,876	1,371,681	44,006,979	1,734,469
Coal.....	329,524	169,392	262,485	129,511	422,517	250,531	135,464	66,782	272,232	159,953
Coffee.....		73,808	185,809	76,285	154,950	65,477	137,751	53,094	105,274	31,524
Cordage and twine.....	217,645									
Corn, gram and meal:—										
Bran.....	2,096,015	189,322	2,018,323	191,915	1,655,756	154,352	1,764,378	174,372	1,315,870	123,925
Dholl.....	4,409,738	480,164	3,917,360	439,314	4,198,910	482,448	3,480,006	367,287	3,467,782	385,753
Gram.....	4,141,263	382,102	3,166,407	297,837	2,611,660	243,447	3,173,475	191,036	1,748,988	169,079
Oats.....	3,496,263	340,577	2,922,696	262,696	2,634,431	264,765	3,172,257	466,736	1,336,559	164,707
Rice.....	51,715,636	5,883,677	60,787,183	6,865,624	59,439,743	7,497,693	59,540,013	8,031,512	58,912,106	7,671,017
Wheat.....	432,000	46,382	410,689	46,643	32,092	4,745	31,086	3,611	24,135	1,893
Wheat flour.....	5,901,727	783,762	9,807,878	1,360,375	7,691,675	1,172,812	6,025,070	892,530	6,648,914	946,117
Other.....		202,369		176,404		130,339		129,488		147,872
Cottons:—										
Coloured.....	3,729,454	703,842	5,454,329	831,121	2,131,792	2,049,082	2,346,732	436,039	3,804,377	645,454
Plain.....	5,252,590	704,561	4,937,394	862,577	3,764,911	501,830	4,497,471	588,518	5,927,383	824,971
Other.....		78,819		65,630		56,157		46,604		64,254
Earthenware.....	825,168	97,438	475,367	61,886	323,188	56,690	174,534	53,000	364,809	64,891
Fish:—Dried or salted.....	650,109	152,751	600,222	186,448	642,367	230,499	1,228,578	396,815	1,064,495	333,348
Other.....	95,584	27,699	111,534	29,894	64,061	11,238	51,416	12,838	15,000	3,352
Fruits.....		42,784		37,334		44,226		30,480		28,813
Glass.....		93,785		73,202		55,412		56,992		56,583
Hardware.....		535,828		613,311		557,489		444,552		397,458
Hardware and cutlery.....		564,804		1,021,629		744,119		686,155		772,969
Hats and caps.....	71,355	63,154	66,950	71,143	75,658	71,357	41,502	49,282	61,084	63,173

MAURITIUS.

TOTAL Quantities and Values of the Principal Articles of Merchandise Exported during the Years ended December 31, 1905 to 1909, inclusive.

NOTE:—Rs.=Rupees. Rupee=32.4 cents. Kilog.=2.204 lbs. Litre=2199 galls.

ARTICLES.	1905.		1906.		1907.		1908.		1909.	
	Quantity.	Value. Rs.	Quantity.	Value. Rs.	Quantity.	Value. Rs.	Quantity.	Value. Rs.	Quantity.	Value. Rs.
Aloe fibre	1,673,922	543,035	1,949,878	709,233	2,879,685	948,465	2,141,901	599,491	1,878,599	508,450
Coal	5,180	390	4,500	140
Grain, rice	41,775	7,952	54,286	4,342	45,455	4,861
Oil, coconut	556,813	132,453	677,953	164,913	184,495	39,692	355,624	75,656	8,719	121,310
Rum	268,523	38,312	50,421	10,987	201,179	30,420	655,140	72,409	239,677	35,195
Sugar, raw	164,194,858	32,588,335	186,389,239	35,626,267	195,746,036	38,884,536	196,969,667	29,622,884	179,249,741	30,472,456
Vanilla	5,268	86,658	4,128	28,605	2,634	43,936	3,648	57,666	3,321	57,340
All other articles	1,123,996	1,206,502	1,193,295	937,309	995,553
Totals (indse.)	34,521,131	37,750,849	41,145,344	31,365,417	32,190,304
Coin and bullion	205,891	1,008,977	2,683,935	2,098,846	203,149
Total exports	34,728,022	38,759,826	43,829,279	33,464,263	32,393,453

MEXICO.

VALUE of the Total Imports and Exports from and to each Principal Country during the Years ended June 30, 1906, to 1910, inclusive. (Including Coin and Bullion.)

NOTE:—Peso = 10.8 cents.

IMPORTS.						EXPORTS.					
COUNTRIES.						COUNTRIES.					
1905-6.	1906-7.	1907-8.	1908-9.	1909-10.		1905-6.	1906-7.	1907-8.	1908-9.	1909-10.	
Pesos.	Pesos.	Pesos.	Pesos.	Pesos.		Pesos.	Pesos.	Pesos.	Pesos.	Pesos.	Pesos.
20,181,153	23,451,273	32,744,972	19,794,409	22,251,755	United Kingdom.....	41,672,873	31,874,024	26,214,939	24,132,109	28,534,501	
23,662	49,577	349,621	32,248	1,695,653	Argentina Republic.....	4,450	750	925	2,300	990	
1,100,250	1,315,688	1,600,288	1,218,994	1,414,792	Austria-Hungary.....	7,268,821	3,308,501	19,064	6,689	9,758	
2,538,380	3,127,630	3,242,747	1,904,881	2,462,321	Belgium.....	208,835	456,679	6,036,676	5,806,947	7,649,081	
278,400	447,676	821,745	1,436,429	2,296,755	Canada.....	5,060	1,200	187,013	528,175	1,036,361	
5,843	160,532	119,250	297,556	156,384	Chile.....	796	796	27,108	1,487	12,585	
298,212	288,138	207,409	191,256	481,824	China.....			1,090		4,750	
29,565	16,405	31,314	32,943	45,133	Colombia.....						
242,205	177,562	136,732	126,183	151,047	Cuba.....	4,028,996	2,372,180	2,061,102	1,610,571	1,705,310	
94,864	95,976	144,979	131,776	96,067	Ecuador.....	50	50		500		
16,171,928	17,317,663	19,780,208	12,357,391	17,494,255	France.....	8,010,280	8,054,973	12,393,830	11,009,370	12,283,647	
20,668,732	24,036,958	28,390,773	17,137,530	20,165,324	Germany.....	20,523,196	20,109,604	22,380,241	12,859,012	8,445,090	
38,978	8,955	8,850	19,182	42,905	Guatemala.....	528,378	482,471	457,581	479,667	562,784	
607,959	563,779	547,014	441,954	545,898	Holland.....	49,426	51,850	44,510	15,760	10,300	
1,262,831	1,197,536	1,022,690	983,196	1,532,325	India.....						
1,291,553	1,876,439	1,921,671	1,806,940	1,934,116	Italy.....						
142,807	723,803	936,236	582,309	458,972	Japan.....	53,224	37,966	48,956	23,719	63,848	
245,456	355,580	351,775	390,433	496,232	Norway.....						
7,592,987	7,937,986	7,592,317	5,177,343	5,279,683	Spain.....		20	1,000	5,987	42,212	
173,547	571,562	576,213	328,408	371,195	Sweden.....	2,201,295	2,988,411	2,331,667	1,229,008	1,933,840	
911,980	365,875	1,411,304	839,527	1,146,655	Switzerland.....		450			51,295	
145,541,633	146,392,884	118,001,986	90,561,550	112,878,362	United States.....	186,010,652	175,809,124	170,123,587	172,914,687	196,378,639	
49,618	26,811	17,816	52,534	85,033	Venezuela.....				50		
601,542	1,143,832	1,939,554	691,055	1,375,461	Other Countries.....	565,753	465,193	41,462	443,566	760,187	
220,004,755	232,229,378	221,757,464	156,533,027	194,857,547	Totals.....	271,138,809	248,018,010	242,740,201	231,100,619	260,636,228	

SESSIONAL PAPER No. 10f

Yarn.....	1,089,491	2,116,411	2,251,875	2,720,286	2,252,198
Manufactures:					
Piece goods.....	3,449,811	7,336,909	8,836,748	10,771,132	1,866,511
Other mfrs.....	1,623,671	3,173,198	3,353,560	4,171,961	2,224,463
Crystals, glass, crockery, porcelain.....	1,749,070	4,138,155	4,504,551	1,509,023	2,879,225
Flax, hemp, jute, &c.:					
Jute, abaca, manila, hemp, pita, ixtle, sisal, raw.....Kilogs.	261,090	1,024,626	1,087,270	1,047,854	700,677
Yarn.....	256,646	391,231	401,724	413,695	301,250
Manufactures:					
Piece goods.....	315,924	683,857	807,827	765,119	489,281
Other mfrs.....	85,111	206,786	247,435	252,806	125,393
Fruits and vegetables.....Kilogs.	806,408	1,577,765	1,816,719	1,758,192	1,330,910
Globes for incandescent electric lights, switches, &c.....	316,820	373,558	579,360	763,461	480,090
Grain and seeds:					
Alimentary seeds and grains (includes wheat)Kilogs.	531,084	5,432,580	3,449,532	960,171	4,577,021
Corn and maize.....	274,893	1,780,402	2,496,210	972,457	103,665
Flour of wheat and other cereals and meals.....	256,273	648,376	534,912	606,584	640,122
Caraway seeds and cocoa ".....	276,758	673,074	555,489	616,633	463,320
Gutta percha: Articles of gutta percha and celluloid.....	353,057	810,582	965,337	1,301,126	741,398
Rubber belts for machin- ery.....	128,620	344,104	385,008	369,535	361,658
Rubber hose.....	99,092	201,136	251,680	280,459	245,788
Hides and skins, raw.....Kilogs.	137,182	161,799	297,553	210,981	95,504
Leather: Boots and shoes.....Pairs	1,293,112	3,315,794	3,432,957	3,440,861	2,550,330
Calf-skins, kid, cheamois, patent leather, &c.....	281,708	546,653	635,450	690,135	713,364
Leather belting for mach- inery.....	155,531	335,022	415,499	362,374	279,782
Leather gloves.....	52,254	90,337	135,532	111,198	72,797
Machinery of all kinds.....Kilogs.	8,652,780	19,051,580	26,260,552	26,819,483	18,877,094
Metals:					
Copper and alloys of: Articles of copper, brass, bronze, white metal.....	821,257	2,040,801	2,063,579	2,057,681	1,374,006
Cables with or without copper &c. cores.....	465,977	378,316	1,127,719	856,872	671,302
Copper, brass, bronze, white metal wire.....	317,610	700,773	859,806	1,374,753	161,832
Copper, ore, matte, pigs and granulated.....Kilogs.	1,151,816	3,360,750	2,661,566	2,606,195	2,193,214
	15,015,575	14,654,251	9,562,009	8,498,854	7,352,851

1 GEORGE V., A. 1911

MEXICO.

TOTAL Quantities and Values of the Principal Articles of Merchandise Imported, &c.—*Concluded.*

ARTICLES.	1904-5.		1905-6.		1906-7.		1907-8.		1908-9.	
	Quantity.	Value.	Quantity.	Value.	Quantity.	Value.	Quantity.	Value.	Quantity.	Value.
Metals—<i>Cont.</i>		Pesos.		Pesos.		Pesos.		Pesos.		Pesos.
Gold, silver, platinum :										
Coin, gold and silver of any country.		3,588,369		42,212,842		23,863,487		3,364,049		923,154
Gold, silver, platinum ore, ingots, dust.		9,514		32,493		1,022,159		38,183		40,453
Jewellery.		966,441		606,035		739,415		826,195		385,322
Iron and steel :										
Articles of iron and steel, tinned, nicked, covered with copper, brass, painted or galvanized Kilogs.	4,847,350									
Beams, joists, columns, frames, brackets &c. "	11,094,303	1,403,969	7,148,446	3,963,905	8,339,155	4,829,021	7,004,888	4,787,519	5,343,954	3,361,629
Bars, rounds, squares, flat, channel, angle, T-iron "	7,679,959	476,091	5,392,217	682,883	7,711,875	940,070	9,229,251	1,309,245	7,030,948	833,326
Piping and tubing "	19,302,376	1,314,870	20,560,884	2,535,968	29,038,705	3,483,119	31,650,268	4,064,658	27,069,273	3,443,633
Smooth sheets, corrugated roofing, even if painted, &c. "										
Wire "	13,572,439	753,980	16,927,767	2,025,239	18,873,575	2,481,222	15,617,756	2,631,421	13,977,076	1,027,929
Rails, points, bolts, &c. for railways "	12,545,752	622,018	14,298,492	1,469,985	15,885,284	1,726,212	18,202,903	1,966,781	14,724,552	1,440,170
Nails, screws, tacks, bolts, nuts, rivets "	53,756,311	1,805,046	94,072,679	5,324,261	91,918,200	5,655,252	96,915,283	7,008,866	88,527,773	4,252,234
Plows, spades and other agricultural tools "	6,318,175	550,932	5,361,646	981,656	6,759,092	1,276,251	6,616,024	1,291,905	5,646,050	882,412
Tin plate in sheets "	2,439,140	327,562	3,786,831	1,096,067	3,899,807	1,282,237	3,266,086	1,039,818	2,450,922	760,569
Tin lead and zinc :	5,321,033	317,850	4,446,211	546,626	5,492,202	761,829	5,539,677	810,331	4,333,808	556,725
Ores and metals "		124,226		291,067		445,966		426,937		392,404
Manufactured articles "		256,087		665,090		845,443		907,904		745,701
Musical instruments "		510,965		1,127,578		1,417,462		1,587,853		993,059

MEXICO.
 Total Quantities and Values of the Principal Articles Exported during the Years ended June 30, 1905 to 1909, inclusive.
 NOTE:—Peso (exports)=2s. or 48.6 cents prior to 1905-6. Peso=49.8 cents subsequent to 1904-5. Kilog = 2 204 lbs.

Articles.	1904-5.		1905-6.		1906-7.		1907-8.		1908-9.	
	Quantity.	Value. Pesos.	Quantity.	Value. Pesos.	Quantity.	Value. Pesos.	Quantity.	Value. Pesos.	Quantity.	Value. Pesos.
Animals, living:—										
Horses, mules and asses.....No.	29,478	791,000	22,967	691,333	6,828	275,315	3,454	190,348	3,398	217,606
Cattle.....	99,182	2,343,257	117,763	2,523,988	45,990	1,201,693	84,169	1,854,480	136,051	3,635,967
Beaus, kidney (frijol).....Kilogs.	7,089,720	6,333,019	7,16,134	6,113,094	6,113,094	862,695	4,279,909	588,183	3,964,718	548,725
Broom root (raiz de zacaton). "	4,297,957	2,009,251	3,870,181	1,872,757	3,733,739	1,831,217	4,735,166	2,347,699	4,152,146	2,630,681
Cacahoune.....	497,804	719,104	1,450,248	2,390,425	4,691,476	6,678,926	5,623,746	8,891,978	6,045,173	8,719,426
Chicle gum.....	1,853,084	1,623,466	2,181,934	1,696,523	2,166,652	2,144,724	2,295,228	2,251,529	2,623,860	2,447,041
Coffee.....	18,985,282	9,288,523	19,257,946	9,288,523	14,139,948	7,357,529	21,498,968	10,592,486	26,692,014	12,544,327
Cotton, raw.....	260,016	59,672	73,717	142,588	11,277,382	4,423,144	3,831,372	1,806,495	581,979	162,005
Cotton-seed meal and cake. "	13,314,257	562,802	16,210,053	565,700	21,929,443	846,280	22,396,604	843,666	14,155,314	627,511
Dye-woods.....	26,052,683	757,565	22,273,748	884,335	28,113,367	329,990	30,101,532	696,396	16,441,834	340,743
Fruits, fresh.....	3,704,684	222,774	5,446,136	295,334	5,131,680	3,291,990	7,238,957	9,359,616	482,965	482,965
Henequen, raw.....	97,141,138	29,389,128	97,408,162	29,437,318	110,030,016	31,440,246	110,746,654	27,019,340	107,808,385	23,882,701
Hides and skins, raw:—										
Cattle hides.....	5,952,456	2,701,056	7,117,080	3,059,539	8,942,820	4,140,558	7,754,338	3,123,758	11,039,564	4,702,087
Goat skins.....	2,691,917	3,635,080	3,219,886	4,535,539	3,495,138	4,023,573	2,491,536	3,051,164	3,710,888	3,665,290
Other sorts.....	373,849	403,475	463,533	487,051	793,548	710,960	570,725	612,531	645,780	649,100
Textile raw.....	19,273,806	3,495,669	20,291,061	3,667,845	21,347,348	3,813,176	17,298,494	2,900,727	17,987,986	2,871,911
Metals:—										
Antimony, unwrought.....	1,023,420	779,247	2,071,344	1,024,297	3,479,299	1,382,802	4,465,847	1,672,847	4,095,417	2,047,711
Copper ore.....	82,169,360	5,838,477	73,475,457	5,466,144	105,607,387	7,077,575	80,536,418	6,396,096	87,070,796	5,533,020
" unwrought.....	55,574,079	23,964,943	50,913,660	23,189,754	51,637,130	21,715,104	38,012,169	18,437,165	30,413,092	14,890,225
(Gold bullion.....		12,846,260		28,123,379		19,529,068		23,916,701		36,987,312
" ore and dust.....		724,823		3,557,323		4,304,585		2,958,001		2,190,379
Lead, unwrought..... Kilogs.	97,576,226	5,504,645	92,348,768	4,967,796	69,065,652	3,604,077	104,631,217	3,343,225	122,307,070	6,396,386
Silver bullion.....		54,533,017		67,031,906		64,369,076		70,269,116		64,665,698
" coin.....		1,977,863		49,794,478		24,683,750		10,820,111		100,280
" ore and dust..... Kilogs.		9,012,763		8,573,700		10,817,963		11,923,538		9,135,614
Zinc..... Kilogs.	6,047,757	90,171	16,642,510	336,235	95,566,793	2,010,408	43,339,038	888,474	41,267,484	1,042,681
Pease (chick pease)..... Kilogs.	11,309,225	2,253,508	15,542,220	2,960,822	2,669,718	4,084,521	18,604,839	3,418,258	11,692,822	2,107,600
Sugar..... Kilogs.	38,701,985	5,717,446	5,672,155	674,235	7,049,386	1,164,339	3,685,854	689,612	4,212,234	512,128
Tobacco, raw..... Kilogs.	2,168,745	2,725,362	1,623,843	2,216,282	1,494,722	1,894,830	2,645,551	2,818,133	1,408,743	1,707,299
manufactured.....	148,947	465,445	183,296	373,331	200,253	493,229	183,751	501,634	347,489	347,489
Vanilla.....	120,653	224,710	224,710	4,157,395	163,744	2,662,266	108,071	1,907,061	141,531	1,641,733
Wood, fine cabinet.....		1,951,263		1,691,798		1,977,553		2,029,943		2,063,220
Total values of principal and other articles exported.....		198,854,717		271,138,809		248,018,010		242,740,201		231,100,619

NEWFOUNDLAND (including Labrador).

Total Quantities and Values of the Principal Articles of Merchandise Imported during the Years ended June 30, 1905 to 1909, inclusive.

ARTICLES.	1904-5.		1905-6.		1906-7.		1907-8.		1908-9.	
	Quantity.	Value. \$	Quantity.	Value. \$	Quantity.	Value. \$	Quantity.	Value. \$	Quantity.	Value. \$
Ale, beer and porter.....										
Animals, living.....	12,384	8,742	11,950	9,582	11,702	9,144	10,790	8,221	10,204	9,519
Articles for religious purposes.....	6,761	132,476	6,052	134,243	5,629	135,339	5,855	130,107	5,496	178,090
Bread and biscuits.....		23,561		36,619		18,404		18,438		31,653
Cabinet wares.....		7,063		10,355		10,355		9,805		9,956
Coal.....		51,122		65,588		62,246		47,275		47,025
Explosives.....	168,817	515,915	173,420	526,627	179,542	565,208	198,040	648,391	196,295	605,997
Fruits:—										
Apples, green.....		9,084		7,397		7,547		5,695		14,024
Oranges, lemons, grapes, &c.....	18,506	31,796	12,024	32,774	17,305	38,799	15,132	40,804	16,271	35,580
Fruit, dried, including apples.....	1,503,656	39,633	1,484,007	38,979	1,337,227	48,152	1,761,349	47,264	1,676,560	47,942
Grain:—										
Oats.....	378,496	159,985	320,548	135,700	325,173	158,917	256,447	164,584	325,096	97,607
Pease.....		30,075		35,565		32,269		37,504		36,325
Grain products:—										
Flour.....	371,407	1,844,847	411,781	1,822,271	365,427	1,529,025	366,237	1,750,664	340,876	1,776,038
Meal, Indian.....	2,416	7,178	2,289	6,626	2,375	6,657	2,062	7,043	1,285	4,910
Oatmeal.....	804,500	20,355	697,195	17,244	721,546	17,104	711,285	20,866	886,000	24,182
Hay.....	6,853	79,633	8,748	40,552	2,086	29,414	2,182	35,730	2,966	37,747
Hardware.....		320,300		305,686		300,207		293,582		256,342
India rubber goods.....		80,687		67,479		83,990		83,071		84,713
Leather.....		190,992		220,296		248,754		102,740		226,680
Leatherware.....		126,347		115,168		130,655		126,740		126,860
Lumber and timber.....		105,237		56,618		60,697		72,611		59,045
Machinery.....		342,455		370,556		370,556		414,246		351,078
Medicines.....		77,784		84,969		86,719		86,829		89,660
Molasses.....	1,137,143	372,480	1,058,036	224,237	1,239,969	273,127	1,262,356	268,463	1,186,175	322,966
Oiled clothes.....		16,832		19,053		18,941		32,271		28,467
Oils:—										
Kerosene.....	844,400	102,643	907,356	106,307	945,014	113,194	1,074,616	136,747	951,912	118,317
Oleum oil.....		146,637		200,752		169,431		205,034		252,953
Other oils.....		63,933		73,239		88,436		95,012		77,409
Paints.....		77,080		91,326		103,140		103,131		81,128
Provisions:—										
Butter, including butter substitutes.....	649,309	116,788	713,599	140,031	541,376	115,847	488,785	111,137	485,377	106,770
Cheese.....	377,426	36,915	329,046	39,688	377,296	47,810	396,223	50,009	316,508	40,074

SESSIONAL PAPER No. 10f

Lard.....	48,319	68,838	91,681	98,552	149,937
Meats:—Bacon, hams and tongues.....	44,327	44,427	69,548	58,667	61,640
Beef, salted.....	240,843	319,143	305,041	389,330	388,873
Fresh meat and poultry.....	38,491	58,589	55,495	60,564	48,953
Pork.....	362,960	460,231	431,432	627,483	452,121
Ready-made clothing.....	215,210	209,360	206,381	183,518	181,155
Salt, coarse.....	148,037	136,693	100,373	141,474	109,616
Soap.....	30,633	37,023	40,560	45,862	49,407
Spirits:—Rum.....	15,301	17,833	20,425	21,469	27,874
Whiskey.....	36,726	34,667	37,232	34,109	35,121
Sugar.....	180,530	213,309	147,502	198,511	185,206
Tea.....	165,432	172,144	139,746	187,898	177,120
Tinware.....	23,139	20,121	23,255	20,118	22,384
Tobacco.....	111,666	105,445	137,536	132,702	117,210
Vegetables:—Potatoes.....	23,745	31,362	20,454	35,691	35,083
Woollens, cottons, silks and linens.....	1,247,152	1,613,532	1,612,612	1,570,112	1,437,938
All other articles.....	1,891,185	1,653,628	1,712,429	1,906,749	2,506,375
Totals (mdse).....	10,021,192	10,322,853	10,125,190	11,073,401	11,240,715
Coin and bullion.....	258,102	31,421	300,850	442,710	161,622
Total imports.....	10,279,294	10,414,274	10,426,040	11,516,111	11,402,337

NEWFOUNDLAND (including Labrador).
 TOTAL Quantities and Values of the Principal Articles of Merchandise Exported during the Years ended June 30, 1905
 to 1909, inclusive.

ARTICLES.	1904 5.		1905 6.		1906 7.		1907 8.		1908 9.	
	Quantity.	Value. \$	Quantity.	Value. \$	Quantity.	Value. \$	Quantity.	Value. \$	Quantity.	Value. \$
Coal.....										
Fish:—										
Cod, dry salted.....	Tons									
Cod, dry salted.....		6,108,814								
Herrings, frozen.....	QDs.	1,196,814	1,481,025	7,864,719	1,422,445	7,873,172	1,509,269	7,829,092	1,732,387	7,398,536
" pickled.....	Bbls.	29,582	32,909	74,477	22,817	76,851	39,211	121,871	25,433	57,876
" pickled.....	"	80,113	66,716	208,264	66,732	222,977	60,598	181,314	43,756	127,887
Lobsters, canned.....	Cases	43,522	512,662	376,490	26,999	383,767	26,060	418,605	25,826	343,619
Salmon, pickled.....	"		70,283	88,005		73,660		41,354		34,345
Furs.....	"		81,891	92,373		137,850		102,132		45,292
Lumber.....	M.		14,750	197,347		176,157		236,914		81,750
Oil, cod, unreined.....	Tons		2,057	168,184		4,769		353,902		6,026
Oil, cod liver.....	"		114,506	137,265		59,781		26,280		5,195
Oil, seal.....	Galls.		3,783	374,974		34,995		48,015		93,780
Oil, whale.....	"		6,306	384,062		297,430		308,997		252,262
Ores:—	"					222,761		173,011		1,796
Copper.....	Tons		81,492	448,400		375,520		278,950		54,067
Iron.....	"		635,350	768,430		809,670		1,037,806		40,279
Iron pyrites.....	"		68,970	410,514		334,075		184,140		880,120
Skins, seal.....	No.		315,685	370,261		314,048		194,300		371,968
All other articles.....	"			471,764		503,892		444,313		1,349,842
Totals (mdsc).....		10,667,164		12,086,276		12,099,457		11,815,259		11,848,363
Coin and bullion.....						1,704		510		610
Total exports.....		10,669,342		12,086,276		12,101,161		11,815,769		10,848,913

NEW ZEALAND.

VALUE OF THE Total Imports and Exports from and to each Principal Country during the Years ended December 31, 1905 to 1909, inclusive. (*Including Coin and Bullion.*)

IMPORTS.					EXPORTS.				
COUNTRIES.					COUNTRIES.				
1905.	1906.	1907.	1908.	1909.	1905.	1906.	1907.	1908.	1909.
£	£	£	£	£	£	£	£	£	£
37,937,049	43,815,715	50,019,692	50,816,940	45,200,538	58,827,381	68,362,923	80,462,998	63,966,396	78,806,849
8,836,488	13,506,517	15,250,755	13,828,273	13,206,381	11,168,857	14,028,273	10,810,125	10,235,383	9,231,200
1,487,123	1,490,110	1,869,369	1,758,628	1,873,482	21,141	24,396	27,769	4,453	17,486
1,917	1,382	4,662	24,747	29,487	1,294	61,850	79,180	153,641	293,114
873,970	921,202	1,071,163	1,025,285	1,121,761	303,699	303,699	545,182	516,391	651,907
467,779	764,495	1,047,462	1,305,528	965,469	249,801	277,434	379,673	117,048	880,744
2,222,261	1,839,843	3,044,801	2,714,184	2,872,374	228,266	296,628	279,945	351,972	335,902
.....	131	375	5
71,462	83,040	73,964	84,651	82,637	66,133	58,546	31,697	62,060	40,191
46,983	95,450	125,526	41,026	82,630	2,701	691	56,541	34,976	49,217
.....	5	243	3,490	1,173	2,487
282	350	257	1,806	574	550,235	369,069	230,105	266,119	299,354
170,956	208,868	221,623	263,540	29	2,828	17,627	657	185	92
2,887	4,309	18,967	65,820	534,423	18,481	8,178	12,909	8,463	117,125
52,120,257	62,731,412	72,718,621	71,930,676	65,967,482	71,440,817	83,650,715	92,919,871	75,717,065	90,728,678
<i>Foreign Countries.</i>					<i>Foreign Countries.</i>				
37,356	39,279	69,350	58,614	44,272	8,439	6,555	23,228	3,801	321
380,335	566,280	552,367	509,282	373,312	29	1,737	92	1,460	740
21,442	16,060	16,191	34,091	36,509	42,043	46,842	74,173	59,475	53,290
18,518	5,105	6,765	20,182	25,856	487	336	1,679	448	6,249
329,420	386,179	426,685	502,259	431,994	30,465	38,133	31,200	92	2,380
1,350,339	1,639,872	1,711,285	1,895,717	1,595,522	238,287	255,619	154,473	51,611	230,942
82,826	105,563	190,861	91,336	135,244	189,595	267,433	323,579	195,596	379,449
89,649	149,713	174,177	214,216	227,307	2,268	200	1,299	39	2,248
385,732	484,978	458,917	429,293	422,743	17,247	22,863	7,139	720	633
44,661	363,710	80,601	472,354	335,522
101,660	113,641	128,124	109,894	111,689	574	326	92
Totals, British Empire					Totals, British Empire				

NEW ZEALAND.

VALUE of the Total Imports and Exports from and to each Principal Country, &c.—*Concluded.*

IMPORTS.					EXPORTS.				
COUNTRIES.					COUNTRIES.				
1905.	1906.	1907.	1908.	1909.	1905.	1906.	1907.	1908.	1909.
£	£	£	£	£	£	£	£	£	£
27,088	28,845	30,070	58,059	94,632	587,081	613,842	617,789	631,562	907,648
201,850	184,110	211,471	242,530	189,936	273	3,407	15	18,289	7,909
35,449	73,905	80,096	62,999	62,678	818	774	63	1,080
50,798	63,111	80,889	71,773	172,888	535	129	131	307
34,193	53,747	72,741	75,467	49,927	3,485,998	3,128,254	3,475,106	1,588,553	3,332,742
7,000,705	6,841,467	6,937,869	8,000,493	5,674,840	39,600	11,953	26,986	1,125,680	21,296
.....	229	107,719	14,922	11,064	16,771	12,201
121,493	181,851	260,107	247,056	331,050
10,313,514	11,297,416	11,488,635	13,096,239	10,316,150	4,751,458	4,412,285	4,749,053	3,694,739	4,959,678
52,120,257	62,731,412	72,718,621	71,930,676	65,967,482	71,440,817	83,650,715	92,919,871	75,717,065	90,728,678
62,433,771	74,028,828	84,207,256	85,026,915	76,283,632	76,192,275	88,063,000	97,668,924	79,411,804	95,688,356
					<i>Foreign Countries—Concluded.</i> Norway..... Pacific Islands..... Philippine Islands..... Sweden..... Switzerland..... United States..... Uruguay..... Other Foreign Countries..... Totals, Foreign Countries..... Totals, British Empire..... Grand totals.....				

SESSIONAL PAPER No. 10f

NEW ZEALAND.

Total Quantities and Values of the Principal Articles of Merchandise Imported during the Years ended December 31, 1905 to 1909, inclusive.

ARTICLES.	1905.		1906.		1907.		1908.		1909.	
	Quantity.	Value.	Quantity.	Value.	Quantity.	Value.	Quantity.	Value.	Quantity.	Value.
		£		£		£		£		£
Acids and alkalis.....		178,699		184,962		243,937		248,555		246,372
Ale and beer.....	215,825	194,350	250,802	222,583	296,029	296,713	288,397	297,496	296,514	
Apparel and staps.....		2,992,314		3,331,635		3,746,452		3,770,830		3,622,257
Arms, ammunition and explosives.....		596,896		469,352		667,052		692,511		709,740
Bags and sacks (includes wool-packs and wool-pockets).....	559,033	864,583	496,513	864,091	555,405	1,135,734	599,555	1,054,933	734,108	1,115,572
Belting, leather.....	383,248	19,311	28,896	18,231	32,251	117,112	31,886	23,705	39,553	27,973
" other than leather.....		117,228		100,690		92,043		94,510		99,111
Beverages, non-alcoholic.....	12,172	342,749	13,910	348,901	12,466	250,909	8,486	165,870	6,589	111,355
Bicycles and tricycles.....		586,628		622,524		621,911		729,678		627,221
" fittings.....		73,506		100,409		97,223		103,285		113,456
Blacking.....		893,325		863,877		896,075		1,008,772		913,425
Books, printed.....	129,174	1,373,427	126,274	1,460,652		1,415,159		1,345,283		1,206,345
Boots and shoes.....		120,834		114,493		82,612		41,770		35,902
Brass.....		153,918		162,090		232,125		276,134		241,622
Brushware and brooms.....		202,872		2,865,476		292,103		1,989,065		214,571
Candles.....		214,576		295,713		323,950		319,248		287,459
Canvas.....		270,051		344,044		375,917		342,978		390,045
Carpeting and druggery.....		238,043		321,453		625		967,800		699,379
Automobiles, motor cars and motor cycles.....	357	17,471		67,009	410	725,581		211,372	1,145	172,654
" materials for.....		49,095		45,474		300		76,786		31,770
Carriages, carts, drays and wagons.....	518	292,204	310	265,720	300	355,616		268,172		214,264
Materials for carriages, &c.....		340,642		156,571		259,978		333,240		228,520
Cement.....	158,469	152,516	99,367	169,803	114,311	202,468	152,543	217,588	111,869	127,901
Clocks and watches.....	84,061	753,159	207,567	949,686	220,749	1,038,435	287,808	1,339,410	258,543	1,217,029
Coal.....	169,046	18,892	3,506	32,986	4,391	43,090	3,896	33,956	3,552	31,327
Coke.....	2,053	241,854	502,069	249,349	637,749	315,065	549,490	285,931	453,684	226,159
Cocoa and chocolate.....	493,499	212,464		251,733		110,318		388,646		319,579
Confectionery.....		131,780		131,502		187,926		196,547		198,110
Copper.....	16,910	201,465	17,730	209,169	20,137	242,223	24,799	304,356	17,086	194,978
Cordage (includes iron and steel cordage).....										

NEW ZEALAND.

TOTAL Quantities and Values of the Principal Articles of Merchandise Imported, &c.—*Concluded.*

ARTICLES.	1905.		1906.		1907.		1908.		1909.	
	Quantity.	Value.	Quantity.	Value.	Quantity.	Value.	Quantity.	Value.	Quantity.	Value.
		£		£		£		£		£
Cotton piece goods		2,525,089		2,980,094		3,523,243		3,918,793		3,623,817
Drapery		2,353,914		2,474,915		2,989,988		2,589,309		2,550,264
Drugs, chemicals and druggists' wares (excluding acids)		1,544,018		1,813,456		1,868,241		1,918,294		1,818,654
Earthenware, chinaware, &c.		497,889		509,027		732,703		762,281		573,605
Fancy goods		739,597		829,908		983,628		1,218,739		1,023,260
Pharmaceuticals		170,494		193,401		293,616		276,475		286,695
Fish, ported and preserved		231,507		2,244,507		301,514		356,634		287,585
Floor-cloth and oilcloth	2,107,574		427,220		469,857		542,066		601,816	479,400
Fruits, bottled and preserved		141,002		99,400		173,871		180,183		126,163
Fruits, fresh and dried		1,161,016		32,801,063		1,741,425		33,456,769		1,401,833
Furniture, cabinetware and upholstery		327,434		383,591		467,692		575,410		302,152
Pens		37,206		58,137		104,799		70,858		57,266
Glass and glassware		675,771		835,739		936,814		1,073,291		788,585
Grain and pulse		32,349		19,042		116,228		62,537		245
Oats		254,298		79,598		66,719		218,459		33,100
Rice		82,557		255,227		95,667		49,054		74,408
Other unprepared		16,590		46,757		168,966		108,872		212,149
Flour		6,367		12,371		19,697		36,106		257,012
Other prepared		31,434		32,942		50,886		662,149		105,562
Haberdashery		565,876		589,251		670,967		725,493		585,601
Hats and caps		404,603		461,141		454,109		532,252		439,406
India-rubber goods		74,723		69,720		106,507		76,066		48,263
Instruments, surgical and dental		148,390		162,761		228,769		162,394		141,162
Iron—Bar, bolt and rod		628,607		878,117		21,791		953,784		712,613
Cutlery, hardware and ironmongery		1,488,080		1,703,454		2,066,741		2,202,682		1,597,459
Galvanized, all kinds		1,321,261		1,544,151		1,781,706		1,405,381		1,354,938
Pipe and fittings		450,554		749,360		915,707		1,919,099		758,178
Tools and implements		805,725		862,660		880,356		1,136,142		711,321
Wire, barbed and fencing		13,085		629,391		786,167		872,252		593,840
Jams, jellies and preserves		545,208		614,694		94,000		77,779		58,921
Jewellery		50,059		59,539		88,734		93,610		53,347
Lamps, lanterns and lamp wick		168,411		198,453		210,955		267,617		290,248

SESSIONAL PAPER No. 10f

Lead	138,291	198,507	236,067	201,222	158,780
Leather (not manufactured)	428,179	504,459	572,369	685,329	656,902
Machines (includes sewing machines and parts thereof)	3,474,372	3,936,301	4,467,486	4,378,861	3,708,726
Manures of all kinds	845,505	1,021,211	1,142,396	1,236,396	1,306,472
Machines and vests	38,590	144,472	97,201	109,660	84,373
Metals, manufactures of	548,604	850,343	1,201,658	1,517,470	1,232,328
Millinery, silks, linens and hosiery	1,951,699	1,951,699	2,309,360	2,215,934	1,927,005
Musical instruments	615,366	653,165	664,100	643,383	517,220
Nails	218,908	256,327	292,808	336,707	222,042
Oils	1,241,964	1,417,310	1,515,747	1,397,813	1,602,539
Paints and colours	65,291	487,781	580,773	573,269	520,465
Paper	157,436	647,310	738,784	825,401	743,018
Printing	21,097	198,682	272,066	256,618	194,161
Writing	334,286	339,470	335,426	389,839	342,371
Other	90,063	115,598	116,888	127,749	112,371
Perfumery	179,507	177,775	158,799	164,956	210,372
Photographic goods	351,125	435,547	455,136	442,652	306,925
Plate and plated ware	102,658	472,232	236,375	35,628	9,869
Potatoes	3,376	1,633,123	1,116,627	459,368	258,206
Railway materials	973,480	94,222	109,106	106,220	82,149
Ropes	284,749	304,585	358,109	360,201	318,401
Saddlery and harness	175,438	172,290	210,630	213,524	216,552
Salt	438,025	469,060	982,069	707,856	604,187
Seeds	216,245	237,768	278,884	302,190	282,403
Soap	68,384	164,815	180,079	188,525	161,286
Spirits	465,597	820,591	1,047,009	1,080,819	1,022,652
Whiskey	182,463	218,294	220,908	312,853	268,907
Other kinds (including methylated)	773,431	851,516	904,402	1,001,842	861,088
Stationery	841,287	2,195,868	2,771,430	2,890,065	2,987,890
Sugar	165,107	1,072,571	1,711,311	1,97,537	224,169
Tanning materials	5,906,653	1,116,748	1,306,972	1,228,079	1,362,180
Tea	399,988	410,815	816,753	1,888,783	1,779,720
Textile piece goods, other than cotton, linen, silk and woollen	648,610	961,580	1,317,747	2,160,497	1,515,830
Timber	402,176	423,400	508,892	512,873	483,116
Tin and tinware	1,370,156	1,698,209	2,752,462	1,811,967	1,719,911
Tobacco, cigarettes and snuff	97,290	106,921	103,383	178,422	172,140
Twine	113,130	137,479	142,515	122,386	99,367
Umbrellas and parasols	104,629	124,815	131,451	115,397	92,851
Varnish and gold size	56,847	38,311	119,126	122,426	126,105
Wax	252,215	316,469	359,792	370,022	344,066
Wines	283,396	332,058	316,747	151,826	164,966
Woodenware	2,049,714	2,241,834	2,198,687	1,91,985	124,417
Woolens	5,646,714	6,761,489	7,836,589	8,688,599	7,086,992
All other articles	60,741,732	69,608,762	80,493,240	83,936,188	72,111,648
Totals (mdse)	1,692,639	4,420,066	3,714,016	1,090,727	4,171,984
Coin and bullion	62,433,771	74,028,828	84,207,256	85,026,915	76,283,632
Total imports					

NEW ZEALAND

TOTAL Quantities and Values of the Principal Articles of Merchandise Exported during the Years ended December 31, 1905 to 1909, inclusive.

ARTICLES.	1905.		1906.		1907.		1908.		1909.	
	Quantity.	Value. %	Quantity.	Value. %	Quantity.	Value. %	Quantity.	Value. %	Quantity.	Value. %
Animals—Cattle.....	595	23,375	477	20,270	322	16,809	183	9,178	299	16,805
Horses.....	383	84,607	557	124,699	641	111,335	404	190,841	1,607	270,641
Sheep.....	11,729	149,382	13,324	194,433	13,762	214,357	6,317	87,205	6,987	61,401
Apparel and slops.....	29,419	33,711	25,701	28,358	38,773
Arms, ammunition and explosives	7,881	4,088	7,881	57,227	4,253
Books, printed	45,606	37,361	52,993	41,420	45,815
Butter.....	305,722	6,854,977	320,225	7,593,144	328,441	7,861,335	229,971	5,699,752	321,108	7,979,290
Carrriages.....	7,582	17,024	81,122	33,852	47,533
Cheese.....	88,562	998,499	131,101	1,659,543	236,833	3,223,471	280,798	3,812,688	400,607	5,379,563
Coal.....	122,817	521,035	142,7	593,072	129,030	558,766	100,502	417,783	201,790	895,811
Copra.....	138	6,025	53	44,438	677	67,792	395	27,132	800	65,461
Cotton piece goods	39,424	24,372	232,666	73,035	32,427
Fish.....	209,130	102,582	112,873	113,646	137,225
Flax—Phorumium.....	27,877	3,389,473	27,779	3,777,048	28,547	4,049,397	17,403	1,928,602	17,403	1,493,985
Tow.....	3,283	75,302	3,320	178,149	6,885	319,497	3,846	117,330	2,974	85,093
Fruits.....	12,605	6,750	49,133	17,092	6,531
Fungus.....	36,028	4,989	49,430	33,701	56,599
Grain—	55,524	94,955	69,740	89,284	200,437
Barley.....	49,215	187,829	78,682	157,553	120,908	144,350	90,751	164,220	181,766	154,659
Beans and peas.....	1,076,916	485,031	734,997	374,640	36,633	22,659	973,141	530,651	5,138,473	2,206,123
Oats.....	967,151	702,620	61,199	48,253	1,374	1,586	1,885	1,674	1,419,217	1,488,722
Wheat.....	1,017	23,764	996	33,726	855	25,340	397	29,468	1,094	33,614
Hair.....	101,378	480,953	134,467	699,252	182,681	910,450	178,865	814,962	189,115	1,054,295
Hides.....	3,302	97,708	4,405	88,841	2,573	53,681	1,518	30,791	3,107	57,971
Hops.....	10,883	2,732,361	9,151	2,512,765	8,708	2,822,122	5,530	1,814,284	8,259	2,689,796
Leather (manufactured).....	9,841	298,205	6,485	317,804	7,426	230,022	6,117	196,452	5,638	171,214
Linen piece goods.....	2,399	3,212	32,816	4,560	632
Machinery.....	169,321	190,082	173,861	128,110	132,875
Meats—Bacon and ham.....	1,252	21,438	1,268	21,701	1,642	29,833	1,986	37,243	1,364	24,440
Frozen.....	1,690,684	13,112,902	2,025,507	14,001,550	2,354,808	16,647,232	2,120,363	15,517,439	2,532,604	17,528,432
Preserved.....	28,539	362,328	40,192	459,856	47,244	437,761	32,341	339,272	58,452	612,600

NORWAY.

VALUE of the Total Imports and Exports from and to each Principal Country during the Years ended December 31, 1905 to 1909, inclusive.

NOTE:—Krone = 26·8 cents.

IMPORTS.					EXPORTS.				
1905.	1906.	1907.	1908.	1909.	1905.	1906.	1907.	1908.	1909.
Kroner.	Kroner.	Kroner.	Kroner.	Kroner.	Kroner.	Kroner.	Kroner.	Kroner.	Kroner.
77,748,000	95,669,500	104,778,800	94,400,200	89,321,600	82,107,000	95,428,800	95,051,500	91,730,200	85,144,900
170,100	202,900	448,300	501,200	428,500	1,716,400	1,670,800	1,399,000	1,034,500	2,884,500
210,600	1,066,200	411,100	502,800	1,904,600	434,400	806,600	543,600	524,700	1,159,200
.....	100	400	400	1,360,700	2,171,900	3,839,000	4,630,800	4,861,200	6,328,200
12,360,900	13,639,700	15,016,600	14,713,900	12,092,700	8,361,500	10,517,200	10,725,600	11,089,700	9,211,600
101,900	132,300	146,100	300	457,200	89,100	221,400	221,400	112,600	421,800
20,545,800	19,945,200	25,180,800	27,324,400	19,738,500	9,723,900	11,280,400	12,400,700	9,606,100	5,979,700
2,100	122,100	52,200	165,300	809,200	1,874,400	335,900	314,300	434,300	4,101,500
248,400	88,100	140,400	240,700	680,000	103,300	163,700	129,300	357,800	9,967,800
4,512,100	6,010,400	6,641,900	7,270,800	9,472,300	9,925,600	10,017,100	10,256,100	11,109,900	12,401,200
87,189,600	88,163,100	101,386,700	111,582,900	117,222,700	35,412,700	36,387,200	39,852,300	37,432,300	46,565,100
90,400	110,000	106,100	134,800	232,700	500	37,000
13,574,800	15,120,800	17,652,700	16,689,600	12,878,100	20,223,700	24,367,700	23,602,300	21,477,400	8,390,500
6,041,900	5,625,500	3,801,300	1,686,600	1,984,900	1,276,700	1,763,700	1,561,100	1,687,300	1,353,100
1,660,400	2,100,300	2,111,700	2,020,000	2,951,700	3,744,100	4,695,200	6,341,800	7,047,500	9,218,800
2,300	1,400	1,300	2,300	22,400	2,418,100	643,800	636,800	46,100	477,300
100	20,900	936,400	1,238,400	2,418,100	338,200	282,300	470,400	1,480,600
659,900	564,800	809,200	762,100	895,000	157,100	388,200	157,100	3,041,300	4,606,300
2,145,900	2,277,200	3,493,300	1,244,500	1,204,200	1,763,900	2,446,000	3,558,000	3,041,300	20,200
31,900,200	31,146,300	33,909,900	26,673,600	27,803,600	5,300,600	5,428,400	6,692,100	6,510,100	8,857,400
516,400	1,299,100	1,132,500	2,477,600	3,238,300	153,200	15,000	231,200	420,600	1,470,100
29,200	177,000	2,700	1,781,900	1,600	29,200	40,200	528,900
663,700	824,700	1,849,700	1,735,100	905,900	100,300	82,800	75,700	10,000	1,586,500
2,307,100	2,645,000	2,745,600	2,929,900	3,141,200	13,225,500	13,239,800	11,878,700	11,444,200	9,253,900
38,469,600	40,932,100	46,946,100	41,467,600	41,687,100	15,229,100	16,066,500	15,192,200	12,361,300	16,816,700
287,800	553,600	674,600	1,247,700	1,247,700	91,900
53,200	41,300	35,500	127,400	191,100	400	226,700
8,050,000	14,352,600	14,545,300	18,103,800	28,306,500	4,563,900	5,447,200	7,089,400	6,161,500	18,986,200
200	600	24,500	63,300	12,600	141,000	162,800	3,718,900
2,793,700	712,400	1,844,700	1,691,000	3,354,600	1,854,700	988,300	263,600	825,700	2,820,500
312,336,300	343,524,300	385,707,800	376,129,200	386,616,600	217,960,100	245,922,700	253,100,900	240,076,600	264,326,000
					Totals.				

NORWAY.

TOTAL Quantities and Values of the Principal Articles Imported (Merchandise only) during the Years ended December 31, 1905 to 1909, inclusive.

NOTE:—Krone = 26.8 cents. Kilog. = 2.204 lbs. Litro = 21.99 galls.

ARTICLES.	1905.		1906.		1907.		1908.		1909.	
	Quantity.	Value.	Quantity.	Value.	Quantity.	Value.	Quantity.	Value.	Quantity.	Value.
Animals:—										
Cattle.....	2,297,000	10,710	1,770,800	9,718	1,561,100	13,482	2,171,800	13,500	2,060,300
Horses.....	82,000	206	100,000	222	108,300	283	139,700	292	142,700
Other.....	38,400	41,300	43,300	43,300
Butter.....	155,000	218,000	300,000	428,000	543,550	817,100	161,260	261,200	335,610	536,600
Cement.....	13,797,000	393,000	11,675,860	356,100	16,646,780	566,000	41,990,660	1,629,700	57,768,020	1,646,000
Cheese.....	292,000	314,000	263,370	342,400	276,490	387,100	267,850	348,200	258,720	336,300
Clocks and watches.....	1,513,000	20,300,000	1,544,000	889,600	1,749,416	1,997,200	1,152,100	1,152,100	1,053,300
Coal, coke and cinders, 1,000 kilogs.	615,000	806,000	718,049	1,088,300	718,256	30,281,700	615,082	842,400	900,455	1,007,700
Cocoa.....	1,357,900
Coffee.....	11,475,000	9,180,000	12,814,000	9,995,000	13,080,960	8,764,300	12,331,520	9,125,300	14,647,340	11,425,000
Cotton:—										
Raw.....	3,025,000	2,653,000	3,311,000	3,311,000	3,512,800	3,864,100	3,837,750	3,837,800	3,672,220	4,039,400
Yarn.....	1,583,000	2,602,000	1,545,000	2,828,000	1,719,668	3,442,900	1,533,323	2,879,200	1,711,944	2,991,800
Manufactures.....	2,775,000	8,985,000	2,829,600	9,517,000	3,151,658	11,068,800	2,846,657	10,315,300	3,654,352	11,163,900
Dyes and paints.....	2,327,600	2,504,800	2,754,200	2,912,300
Earthenware and stoneware.....	1,252,400	1,604,900	1,568,900	1,590,200
Fish.....	25,533,284	5,775,200	24,458,602	4,995,300	12,127,877	3,290,700	10,290,606	2,257,200
Flax, hemp and jute:—										
Raw.....	4,606,000	2,377,000	5,902,000	3,617,000	5,321,390	3,488,200	5,709,890	3,463,300	4,573,250	2,574,400
Yarn.....	1,106,183	1,954,900	1,193,163	2,239,200	1,107,164	1,833,700	824,431	1,418,800
Manufactures.....	1,636,000	1,703,000	1,594,000	1,773,000	1,645,161	1,852,000	2,123,230	2,003,100	1,901,901	1,821,500
Fruits.....	10,481,265	3,261,500	12,481,029	4,343,700	13,344,845	4,315,600	14,859,517	5,141,100
Glass and glassware.....	766,300	885,700	944,000	1,160,000
Grain and grain products:—										
Barley.....	124,825,000	11,979,000	107,392,000	10,769,000	101,136,790	12,194,100	109,264,850	13,393,600	119,319,150	13,839,500
Corn or maize.....	13,703,000	1,329,000	18,120,800	1,667,100	48,331,860	5,137,800	20,363,450	2,271,000	24,329,870	2,700,000
Oats.....	11,704,000	1,171,000	933,940	102,100	16,111,710	1,949,570	16,261,540	1,951,400	12,724,140	1,361,500
Rye.....	224,406,000	24,637,000	232,648,000	24,223,000	190,993,720	25,335,720	204,087,500	27,177,300	182,224,780	22,883,700
Rye meal.....	44,775,000	5,769,000	20,479,000	2,630,000	4,229,500	4,229,500	28,662,360	4,561,300	40,778,790	6,039,700
Wheat.....	19,902,000	2,657,000	20,844,000	2,731,000	15,002,280	2,280,300	22,553,440	3,608,900	21,886,190	3,611,200

NORWAY.

TOTAL Quantities and Values of the Principal Articles of Merchandise Imported, &c.—Continued.

ARTICLES.	1905.		1906.		1907.		1908.		1909.	
	Quantity.	Value.	Quantity.	Value.	Quantity.	Value.	Quantity.	Value.	Quantity.	Value.
		Kroner.		Kroner.		Kroner.		Kroner.		Kroner.
Grain and grain products.— <i>Gen.</i>										
Wheat and meal..... Kilogs.	38,314,000	6,667,000	42,051,000	7,023,000	50,196,750	9,738,100	56,250,690	11,250,200	48,780,930	10,751,700
Grease, tallow, &c..... Kilogs.	10,645,000	7,981,000	11,721,790	9,182,900	10,825,670	8,504,000	10,888,000	9,956,200	10,463,310	10,066,100
Gutta percha, crude..... "	166,569	699,600	227,316	954,700	229,247	917,000	246,460	2,461,600
..... manufactures..... "	1,622,200	1,674,400	1,945,400	2,019,000
Hides and skins..... Kilogs.	4,869,000	8,504,000	5,650,000	10,727,000	5,273,383	9,721,600	5,781,187	10,618,100	7,501,126	13,739,100
Lard..... "	3,578,000	2,004,000	3,730,510	3,032,400	3,007,510	2,466,200	3,127,880	2,940,200	2,572,420	2,649,600
Machinery and locomotives..... "	7,683,000	8,793,000	13,622,200	15,322,300	14,443,400
Manures..... Kilogs.	33,533,000	1,327,000	40,072,669	1,547,700	45,681,972	1,917,800	41,996,870	1,905,700	41,367,650	1,697,900
Meats.—Bacon and hams..... "	4,475,000	3,151,000	5,220,270	4,188,400	4,768,670	3,829,000	4,009,490	3,138,900	1,585,700	1,561,100
Other meats..... "	5,692,000	2,641,000	5,424,476	2,768,800	4,871,893	2,573,400	5,871,687	2,901,600	6,726,207	3,372,700
Metals:—										
Unwrought—										
Iron and steel..... Kilogs.	92,208,000	10,289,000	97,199,000	12,311,500	105,458,990	13,956,800	109,150,890	13,079,800	102,488,730	13,672,600
Other metals..... "	5,441,664	4,268,200	7,510,519	4,942,800	5,106,039	3,317,800	4,372,944	2,889,300
Wrought and wares—										
Copper..... "	17,118,000	2,565,800	3,116,300	3,185,700	2,962,900
Iron and steel..... "	18,002,200	18,355,700	17,393,500	17,152,100
Other metals..... "	990,500	1,217,300	1,608,000	124,900
Musical instruments..... "	433,600	605,800	667,700	762,200
Oilcake and oilcake meal..... Kilogs.	20,274,000	2,484,000	17,379,900	2,259,400	18,707,820	2,619,100	20,582,670	2,881,600	17,423,060	2,474,100
Oils:—Cotton seed..... "	628,000	1,807,500	821,700	4,204,130	2,102,100	5,230,450	2,615,200	5,074,520	2,892,500
..... Fish..... "	2,615,000	3,780,280	3,750,280	1,250,500	3,115,480	1,246,200	2,993,710	958,000	6,637,420	1,924,800
..... Olive..... "	629,000	566,000	1,203,670	1,143,500	1,281,860	1,217,800	1,878,460	1,784,600	1,976,300	1,576,300
Petroleum..... "	43,860,000	3,202,000	41,560,910	3,430,100	44,230,810	3,669,000	64,680,080	5,977,800	63,042,180	5,474,700
Paper..... "	4,019,400	2,544,600	2,209,900	2,275,200
Rice and sago..... Kilogs.	5,965,340	984,000	7,275,590	1,114,200	7,768,654	1,225,500	8,141,610	1,317,000
Salt:—Cooking..... "	1,723,000	2,057,800	163,458,400	2,124,900	177,348,700	173,280,000	2,128,200	164,195,300	2,086,100
..... Other sorts..... "	12,753,861	1,548,200	16,884,675	2,123,100	19,461,983	2,104,400	22,229,000	2,229,000
Seeds..... "	9,452,012	2,119,200	11,637,824	2,608,900	12,989,654	2,843,800	10,971,044	2,699,800
Ships..... "	14,045,000	25,279,200	20,055,500	9,845,500	11,159,900
Silk manufactures..... "	2,019,600	2,592,800	2,608,400	2,884,600
Spirits, brandy..... Litres	1,269,000	1,797,000	1,367,000	1,945,000	1,463,357	2,071,200	1,641,099	2,306,200	2,903,011	2,754,300
Sugar:—Raw..... Kilogs	25,314,000	6,582,000	25,630,000	5,382,000	27,325,950	5,738,400	28,128,210	6,469,500	30,886,360	7,412,700

SESSIONAL PAPER No. 10f

Refined..... Kilogs.	10,063,000	3,019,000	10,822,000	2,706,000	12,178,520	3,044,600	11,367,970	3,069,400	13,873,320	3,884,500
Subpur and flours of sulphur.....	10,240,000	10,024,000	11,465,110	4,146,500	11,411,740	1,027,000	12,281,020	1,105,300	10,292,670	926,300
Syrup.....	12,045,000	1,445,000	13,637,483	1,636,700	13,954,194	815,800	11,030,812	1,546,500	14,049,424	2,116,900
Tobacco—Unmanuf'ed.....	1,341,000	1,610,000	1,582,010	1,898,400	1,758,020	2,198,300	1,654,926	2,118,300	1,478,390	2,098,000
Manufactured.....	140,525	1,182,500	1,54,957	1,313,800	150,237	1,306,700	161,883	1,400,800
Vegetables.....	688,200	497,400	669,500	561,900
Wines.....	1,940,000	1,954,000	2,389,000	2,553,000	2,533,036	2,352,700	2,505,393	2,879,300	2,806,965	3,225,100
Wood and manufactures of wood.....	11,575,500	8,336,700	6,356,800	7,395,300
Wool:.....
Raw..... Kilogs.	1,399,000	3,639,000	1,547,000	4,333,000	1,546,070	4,174,400	1,740,140	3,828,300	1,611,570	4,834,800
Yarn.....	925,000	3,707,000	964,000	4,388,000	953,279	4,433,000	938,568	3,738,400	931,088	3,948,600
Manufactures.....	1,169,000	8,509,000	1,264,000	9,528,000	1,330,670	10,493,100	1,290,430	9,879,500	1,399,117	11,228,500
Total value of principal and other articles imported.....	312,336,300	313,524,300	385,707,800	376,129,200	386,616,600

NORWAY.

TOTAL Quantities and Values of the Principal Articles of Domestic Produce Exported (Merchandise only) during the Years ended December 31, 1905 to 1909, inclusive.

NOTE:—Kroner=26·8 cents. Kilog.=2·204 lbs. Hectolitre=21·99 galls. Cub. metre=35·34 cub. feet.

ARTICLES.	1905.		1906.		1907.		1908.		1909.	
	Quantity.	Value. Kroner.	Quantity.	Value. Kroner.	Quantity.	Value. Kroner.	Quantity.	Value. Kroner.	Quantity.	Value. Kroner.
Animals—										
Horses No.	758	341,000	896	358,400	622	248,800	448	179,200	202	101,000
Other Kilogs.										
Bran Kilogs.	27,071,000	2,166,000	28,228,840	2,258,300	32,455,070	3,164,400	30,674,040	2,852,700	29,551,730	2,777,900
Butter "	2,456,000	3,849,000	2,243,000	3,337,000	2,033,580	3,060,900	2,293,120	3,850,100	2,167,430	3,736,600
Calcium carbide "	8,320,000	1,498,000	11,340,000	1,815,000	22,591,000	4,056,300	36,895,150	5,903,200	48,351,640	5,802,200
Cotton manufactures "		445,000		624,000		578,300		607,400		403,400
Earthenware and glassware "				762,600		739,400		433,700		424,300
Fish—										
Anchovies Hectols.	25,368	725,000	31,232	889,000	24,788	780,100	29,328	954,400	24,238	683,100
Cod, dried or split Kilogs.	46,521,000	26,061,000	53,637	31,108,000	51,831,160	29,117,800	61,427,640	30,438,000	69,498,550	30,591,600
Fish roes "	4,908,000	2,434,000	5,391,000	1,505,000	5,602,320	1,237,200	7,733,040	1,739,300	5,701,080	2,280,400
Fresh fish "		5,090,000		6,275,000		7,714,500		5,114,200		7,214,200
Lobsters No.	788,000	828,000	914,000	914,000	1,313,398	1,313,400	986,259	986,300	976,464	976,500
Salted fish, herring Hectols.	612,433	9,871,000	659,638	9,988,000	801,118	8,741,900	637,288	5,418,000	954,302	12,151,600
" other "		5,067,000		5,156,000		5,454,000		6,103,500		7,990,600
Hides and skins—										
Calf Kilogs.	489,000	1,363,000	121,000	1,304,600	852,550	2,301,900	940,740	2,131,600	1,673,000	3,599,000
Seal "	232,000	140,000	156,000	132,800	183,626	183,600	268,556	214,800	349,732	314,800
Other Kilogs.		769,000		4,068,400		3,376,600		2,998,500		5,079,200
Machinery Kilogs.		757,000		1,507,000		610,500		1,004,800		588,300
Manures Kilogs.	8,581,000	832,000	11,218,990	649,200	9,739,860	607,000	512,015,700	2,097,500	495,039,700	872,600
Matches, lucifer "	3,207,000	1,219,000	3,027,000	1,218,300	3,749,870	1,188,800	16,034,430	2,039,200	22,757,030	2,909,000
Metals—										
Unwrought "				4,072,000		1,462,400		1,648,200		1,943,200
Wrought and wares—				24,484,269		5,799,300		3,123,500		25,227,000
Iron—Nails "	8,725,000	2,010,000	6,787,000	1,503,900	5,878,740	1,270,900	4,839,490	1,046,900	5,186,800	1,012,500
Other "		421,900		421,900		547,900		657,300		702,500
Other metals "		31,600		31,600		12,500		44,600		26,200
Milk, condensed Kilogs.	11,961,000	6,521,000	11,719,770	6,279,800	11,194,350	6,018,900	12,183,120	7,102,300	14,095,480	7,316,300

SESSIONAL PAPER No. 10f

NYASALAND PROTECTORATE (BRITISH CENTRAL AFRICA PROTECTORATE).

Total Quantities and Values of the Principal Articles of Merchandise Imported into and Exported from during the Years ended March 31, 1906 to 1910, inclusive.

ARTICLES.	1905-6.		1906-7.		1907-8.		1908-9.		1909-10.	
	Quantity.	Value.	Quantity.	Value.	Quantity.	Value.	Quantity.	Value.	Quantity.	Value.
PRINCIPAL ARTICLES IMPORTED.										
Alcohol.....		13,495		13,135		12,361		11,529		8,565
Arms and ammunition.....		13,515		12,726		8,711		10,278		8,736
Hardware, &c.....		145,353		78,232		64,030		79,151		50,720
Provisions.....		146,063		113,539		103,757		94,982		77,891
Soft goods.....		516,928		678,565		389,717		367,000		323,500
Coin and bullion—										
Specie.....		24,333		44,287				10,731		4,117
All other articles.....		372,461		437,712		339,553		181,138		143,349
Total imports.....		1,232,148		1,378,196		918,139		754,809		621,678
PRINCIPAL ARTICLES EXPORTED.										
Coffee.....	773,952		454,111		780,133		79,092		94,788	
Cotton raw.....	776,640		74,679		403,485		68,123		137,934	
Ivory.....	16,197		9,500		8,369		20,221		31,220	
Rubber.....	29,152		18,218		16,119		15,663		17,519	
Tobacco.....	139,920		413,316		551,305		570,102		69,364	
Coin and bullion.....										
All other articles.....		210,431		159,600		148,163		198,818		173,556
Total exports.....		425,268		440,458		446,492		695,652		638,628

PHILIPPINE ISLANDS.

VALUE of the Total Imports and Exports (Merchandise only) from and to each Principal Country during the Years ended June 30, 1906 to 1910, inclusive.

		IMPORTS.					EXPORTS.				
		1906-6.	1907-8.	1908-9.	1909-10.	COUNTRIES.	1905-6.	1906-7.	1907-8.	1908-9.	1909-10.
₱	₱	₱	₱	₱	₱		₱	₱	₱	₱	₱
5,224,029	6,437,910	6,109,388	5,637,151	5,408,819	5,637,151	United Kingdom	7,499,627	8,749,214	8,870,923	5,846,890	5,849,419
88,788	170,534	123,942	114,543	91,321	114,543	Argentine Republic	8,437	11,226	5,875	2,594	342,029
1,523,668	1,612,138	2,046,136	2,303,174	2,498,949	2,303,174	Austria-Hungary	379,021	340,145	386,671	364,917	477,859
259,521	293,055	342,365	378,322	299,941	378,322	Australasia	462,062	486,617	528,208	458,730	407,275
72	9	9	1,726	1,726	1,726	Belgium	182,861	244,759	516,336	1,114,333	407,275
1,515,042	1,626,091	1,238,998	971,177	745,037	971,177	British Africa	8,760	7,760	11,314	6,664	10,333
9,831	24,720	21,400	70,932	24,602	70,932	British East Indies	663,487	799,161	911,767	779,742	886,925
2,634,214	2,760,145	2,499,439	2,700,399	2,262,037	2,700,399	Canada	10,941	13,978	13,425	5,968	6,243
70,592	262,650	185,002	372,336	422,780	372,336	China	1,705,980	2,035,475	1,527,604	1,968,842	819,379
1,955	2,570	3,751	2,946	4,172	2,946	Dutch East Indies	35,044	24,594	35,002	40,249	57,298
833,838	831,365	2,133	1,082,278	947,064	1,082,278	Egypt	623	397	1,337	1,188	827
3,834,217	3,474,236	5,746,432	5,454,674	4,275,398	5,454,674	France	2,703,328	2,689,593	3,905,878	4,261,382	6,485,249
1,360,961	1,653,288	1,933,808	1,978,352	1,731,071	1,978,352	French East Indies	6,335	56,250	12,345	10,007	10,007
304,291	305,503	463,970	75	148	75	Germany	459,426	788,018	602,685	491,986	896,738
197,865	298,855	249,489	136,314	163,706	136,314	Gibraltar	22,369	18,107	8,480	8,026	7,160
657,386	1,009,944	1,111,863	1,441,063	1,441,063	1,441,063	Hong Kong	3,658,781	2,351,902	2,436,188	2,208,701	1,494,892
150,165	221,896	166,604	229,982	229,982	229,982	Italy	71,200	155,284	248,013	491,608	723,708
43,928	5,602	2,632	197,175	75,397	197,175	Japan	532,245	477,070	491,684	328,029	330,919
1,787,310	1,756,667	1,054,480	1,340,101	1,340,101	1,340,101	Netherlands	65,852	313,056	198,759	297,069	170,320
592,954	605,198	580,466	543,164	580,466	543,164	Russia	8,385	8,385	1,061	1,069	1,069
4,333,893	5,155,359	5,079,487	10,775,301	4,691,770	10,775,301	Spain	1,803,055	1,789,640	1,719,612	1,989,931	1,974,110
334,735	276,129	366,250	231,927	269,241	231,927	Switzerland	3,214	2,429	3,420	5,934	35,693
						United States	11,579,411	12,079,204	10,323,233	10,215,331	18,741,771
						Uruguay	18,432	14,533	9,919	3,685	9,792
						Other Countries	36,583	55,970	52,408	49,736	125,932
25,740,266	28,785,855	30,918,357	37,067,630	27,792,397	37,067,630	Totals	31,917,134	33,713,357	32,816,567	30,993,563	39,864,169

PHILIPPINE ISLANDS.

TOTAL Quantities and Values of the Principal Articles of Merchandise Imported, &c.—*Continued.*

ARTICLES.	1905-6.		1906-7.		1907-8.		1908-9.		1909-10.	
	Quantity.	Value. \$	Quantity.	Value. \$	Quantity.	Value. \$	Quantity.	Value. \$	Quantity.	Value. \$
Metals—<i>Cont.</i>										
Iron and steel, mfrs. of.....		1,790,650		2,544,983		2,164,707		1,633,475		3,305,701
Lead and mfrs. of.....		21,479		23,645		16,964		16,964		49,086
Tin.....		46,133		57,777		49,631		53,784		70,330
Zinc.....		19,319		16,440		130,078		116,375		178,317
Miscellaneous.....		61,363		100,919		60,461		108,392		101,279
Musical instruments.....		36,716		68,165		1,023,901		831,686		1,501,244
Oils.....		553,333		1,002,099		1,255,224		130,941		217,039
Paints, pigments and colours Lbs.		138,959		1,29,477		526,434		457,643		638,828
Paper and mfrs. of.....		409,977		508,754						
Provisions:—										
Meats:—										
Beef products..... Lbs.	8,241,644	438,635	4,480,442	239,660	6,860,747	479,557	11,460,292	852,461	10,815,027	808,546
Hog "..... "	4,708,668	350,835	4,195,987	353,646	3,570,631	336,212	4,969,107	445,763	6,205,014	512,254
Other..... "	1,267,811	159,849	1,128,833	134,356		175,319		245,677		302,082
Dairy products—										
Butter..... Lbs.	310,244	70,630	404,148	94,658	334,781	81,357	492,151	129,270	691,086	173,686
Cheese..... "	376,105	42,884	358,093	41,530	354,947	41,990	425,521	49,482	363,474	55,552
Condensed milk..... "	3,776,761	284,495	3,646,264	289,789	4,147,413	349,307	4,732,733	406,607	6,371,128	473,882
Other (milk fresh)..... Galls.	34,879	11,425	69,030	27,433	81,669	36,627	113,397	47,233	126,625	49,314
Silk and mfrs. of.....		372,097		421,995		534,611		497,555		390,482
Soap..... Lbs.	652,525	47,642	743,046	51,594	1,154,674	70,296	1,073,651	68,174	2,027,194	115,753
Spirits..... Pt. galls.	127,956	199,525	150,049	218,967		240,226		277,521		248,699
Sugar and molasses.....		133,414		146,768		134,975		163,607		257,677
Tobacco and mfrs. of.....		23,657		29,733		34,871		38,294		208,475
Vegetables.....		438,628		637,027		502,306		567,015		664,727
Wines.....		173,580		195,898		195,211		188,528		173,345
Wood and mfrs. of.....		492,297		418,970		393,974		349,210		488,677
Wood.....		179,767		150,184		170,968		143,351		184,697
All other articles.....		1,849,367		1,961,333		2,110,765		2,172,708		3,667,441
Total imports (indse).....		25,799,266		28,785,855		30,918,357		27,792,397		37,067,630

SESSIONAL PAPER No. 10f

PHILIPPINE ISLANDS.

TOTAL Quantities and Values of the Principal Articles of Merchandise Exported during the Years ended June 30, 1906 to 1910.

ARTICLES.	1905-6.		1906-7.		1907-8.		1908-9.		1909-10.	
	Quantity.	Value.	Quantity.	Value.	Quantity.	Value.	Quantity.	Value.	Quantity.	Value.
Fibres, vegetable and mfrs. of:—		\$		\$		\$		\$		\$
Hemp, Manila.....Tons	110,399	19,446,769	112,895	21,085,081	114,003	17,311,758	147,621	15,833,577	168,090	17,404,922
Other.....Tons		38,744		84,338		108,047		47,818		296,027
Fish.....Lbs.	792,976	80,524	518,049	38,800	736,172	62,330	460,460	47,145	525,723	46,762
Fruits and nuts:—										
Copra.....Lbs.	145,851,913	4,043,115	108,206,130	4,053,193	168,473,499	5,461,680	232,728,116	6,657,740	254,156,982	9,153,951
Gums and resins.....Tons		80,697		129,448		120,671		88,381		107,271
Hats.....No.	412,681	175,592	645,651	205,960	472,730	170,050	483,058	168,522	621,476	290,356
Hides and skin, not fur.....Tons		14,920		15,168		15,168				
Magney.....Tons	2,277	219,054	2,810	293,977	1,922	194,107	3,215	223,863	2,942	231,688
Metals.....Tons		79,651		109,152		39,357		37,629		30,621
Oils.....Tons		132,755		168,648		451,114		245,938		58,359
Shells.....Tons		106,436		147,147		154,897		147,997		164,464
Sugar and molasses:—										
Sugar, raw or brown.....Lbs.	277,289,222	4,863,865	265,205,684	3,934,460	334,482,990	5,664,666	247,752,186	4,373,388	281,564,991	7,040,690
Other.....Tons		4,398		238						
Tobacco:—										
Unmanufactured.....Lbs.	21,359,892	1,458,658	29,910,788	1,957,488	23,187,254	1,581,623	23,561,853	1,662,269	21,790,008	1,619,744
Manufactured:—										
Cigars.....Tons		904,250		1,051,621		1,084,196		1,083,703		2,973,630
Other.....Tons		26,982		120,085		48,727		46,282		44,121
All other articles.....Tons		240,924		318,553		363,344		329,471		401,563
Total exports (mdse).....Tons		31,917,134		33,713,357		32,816,567		30,993,563		39,864,169

SESSIONAL PAPER No. 10f

ROUMANIA.

VALUE of the Total Imports and Exports (Merchandise only) from and to each Principal Country during the Years ended December 31, 1904 to 1908, inclusive.

Note:—Leu=19·3 cents.

IMPORTS.						EXPORTS.								
1904.			1905.			1906.			1907.			1908.		
Lei.	Lei.	Lei.	Lei.	Lei.	Lei.	Lei.	Lei.	Lei.	Lei.	Lei.	Lei.	Lei.	Lei.	
45,064,000	50,837,000	62,681,000	69,880,640	66,770,416	25,619,000	31,488,000	52,553,000	86,386,559	40,379,521	45,064,000	50,837,000	62,681,000	69,880,640	66,770,416
92,946,000	96,098,000	119,388,000	105,272,097	94,967,719	52,764,000	41,053,000	31,878,000	32,730,331	25,989,703	92,946,000	96,098,000	119,388,000	105,272,097	94,967,719
7,181,000	7,498,000	10,732,000	14,096,162	12,021,976	79,499,000	146,864,000	152,465,000	134,060,790	105,770,889	7,181,000	7,498,000	10,732,000	14,096,162	12,021,976
3,875,000	3,418,000	2,530,000	1,468,390	1,800,737	5,554,000	6,614,000	3,927,000	3,010,563	3,569,281	3,875,000	3,418,000	2,530,000	1,468,390	1,800,737
17,810,000	16,748,000	19,413,000	20,374,514	23,288,168	8,659,000	18,551,000	28,175,000	32,423,813	27,789,383	17,810,000	16,748,000	19,413,000	20,374,514	23,288,168
91,785,000	91,473,000	142,264,000	147,532,629	140,810,339	19,695,000	34,675,000	23,780,000	56,078,360	24,566,838	91,785,000	91,473,000	142,264,000	147,532,629	140,810,339
2,838,000	1,654,000	945,000	612,622	1,469,435	1,457,000	2,411,000	1,656,000	497,706	631,334	2,838,000	1,654,000	945,000	612,622	1,469,435
5,651,000	5,121,000	3,597,000	5,534,297	5,650,082	34,815,000	83,400,000	54,840,000	91,728,582	60,019,960	5,651,000	5,121,000	3,597,000	5,534,297	5,650,082
16,204,000	14,524,000	18,212,000	20,548,058	21,540,130	21,615,000	47,193,000	91,274,000	44,366,079	34,378,705	16,204,000	14,524,000	18,212,000	20,548,058	21,540,130
8,139,000	8,037,000	10,336,000	9,439,308	12,738,898	6,036,000	3,897,000	2,723,000	5,703,378	7,891,147	8,139,000	8,037,000	10,336,000	9,439,308	12,738,898
442,000	310,000	328,000	665,927	311,776	1,004,000	847,000	724,000	898,136	829,048	442,000	310,000	328,000	665,927	311,776
6,456,000	6,236,000	7,493,000	6,491,925	7,655,527	78,000	35,000	214,000	49,630	158,276	6,456,000	6,236,000	7,493,000	6,491,925	7,655,527
9,230,000	12,902,000	15,861,000	18,610,753	14,342,215	7,828,000	15,097,000	30,781,000	35,246,516	24,336,164	9,230,000	12,902,000	15,861,000	18,610,753	14,342,215
3,753,000	21,782,000	8,334,000	9,984,153	9,791,000	6,356,000	25,004,000	16,940,000	30,838,188	19,120,622	3,753,000	21,782,000	8,334,000	9,984,153	9,791,000
311,372,000	337,538,000	422,114,000	480,569,115	414,058,479	261,872,000	457,101,000	491,360,000	554,018,631	379,430,871	311,372,000	337,538,000	422,114,000	480,569,115	414,058,479
												Totals		379,430,871

ROUMANIA.

TOTAL Quantities and Values of the Principal Articles Imported (Merchandise only) during the Years ended December 31, 1904 to 1908, inclusive

NOTE:—Leu=19·3 cents. Kilog=2·204 lbs.

ARTICLES.	1904.		1905.		1906.		1907.		1908.	
	Quantity.	Value.	Quantity.	Value.	Quantity.	Value.	Quantity.	Value.	Quantity.	Value.
		Lei.		Lei.		Lei.		Lei.		Lei.
Animals, living—										
Horses.....					9,511	4,760,100	6,045	3,005,300	7,510	3,774,000
Other.....						176,505		200,384		201,894
Animal products, alimentary—										
Cheese.....					236,508	641,464	248,473	583,181	242,350	557,405
Fish.....					10,047,167	5,694,884	7,476,645	4,428,871	6,911,935	4,200,167
Meats.....					77,001	217,302	94,425	293,971	87,942	276,740
Animal products, other—										
Fish greases, tallow and animal fat for industrial purposes.....					1,857,984	1,337,881	1,523,384	1,079,494	1,449,827	952,241
Wax, pure, white or yellow.....					162,171	594,102	551,751	1,836,349	483,595	1,626,000
Animal wastes and other animal substances.....						2,257,278		2,157,518		2,613,327
Beverages.....						1,104,428		1,379,323		1,383,356
Celuloid.....						369,426		286,934		389,586
Chemical and medicinal products.....						8,013,781		6,529,179		7,640,135
Clocks, watches, &c.....						1,729,555		2,077,117		2,700,231
Coal.....					163,577,348	4,907,320	320,212,366	9,696,370	239,460,080	7,183,802
Coke.....					20,438,470	776,662	25,511,009	969,418	41,173,624	1,564,598
Colours and varnishes.....						2,411,712		1,834,371		2,082,286
Copper and its alloys.....						4,764,144		4,556,598		5,694,226
Cordage and twine.....					1,262,287	1,695,027	1,203,670	1,968,440	1,322,047	1,113,644
Cottons—										
Raw carded or combed.....										
Yarns.....					1,103,015	963,769	1,295,615	1,202,925	1,271,777	1,162,917
Piece goods.....					8,860,290	20,716,930	9,485,089	22,811,287	10,993,114	26,392,398
Earths, stones, mfrs. thereof.....						40,403,309		35,496,863		31,358,132
Embroideries.....						4,347,731		4,592,477		5,446,326
Explosives.....						1,688,150		1,699,940		2,178,360
Fruits, colonial—						4,886,492		8,957,300		1,496,336
Cocoanuts, crushed (coprah).....					1,241,065	558,479	793,183	329,932	1,000,977	450,440
Coffee.....					2,586,369	2,586,369	2,279,799	2,279,799	2,582,754	2,582,754

SESSIONAL PAPER No. 10f

Fruits, fresh.....Kilogs.	746,886	206,880	4,050,231	1,214,693	1,207,886	359,973
Lemons, oranges and pomegranates	6,158,087	1,064,431	4,958,525	1,200,096	8,148,283	1,396,943
Olives, salted in brine....."	8,805,718	2,346,287	5,130,913	2,052,365	5,282,963	2,043,185
Raisins, dried....."	3,910,515	838,747	3,036,504	690,142	3,039,160	684,258
Furs....."		2,282,969		1,977,005		2,721,694
Glass and glassware....."		3,062,178		3,479,104		3,600,176
Grain.....Kilogs.						
Barley....."	3,170,662	334,651	1,300,971	184,859	2,490,988	341,443
Corn....."	10,382,708	1,131,715	4,641,924	557,031	4,300,761	576,302
Oats....."	1,536,710	173,648	724,212	99,941	1,943,386	236,121
Rice....."	10,505,831	2,135,739	3,690,738	759,519	19,529,998	3,731,891
Wheat....."	815,946	90,118	185,608	29,637	164,737	26,383
Gutta percha, India-rubber and mfrs. thereof....."	13,028,543	1,740,823	1,038,284	178,018	4,456,573	871,038
Hides and skins....."		3,448,129		4,093,974		4,077,987
Raw.....Kilogs.						
Tanned....."	3,770,417	6,490,817	3,182,181	5,387,624	3,840,325	6,164,948
Manufactures....."	782,241	6,008,587	723,350	5,487,773	753,477	5,994,758
Books and shoes....."	44,221	892,916	47,844	933,178	47,963	941,896
Gloves....."	7,547	725,340	7,277	708,960	9,382	920,440
Other....."		1,800,508		1,545,462		1,511,866
Hosiery....."		1,571,796		1,284,356		1,495,390
Iron and mfrs. of.....Kilogs.						
Agricultural implements....."	5,910,436	4,421,817	4,880,757	3,683,808	5,396,769	4,002,002
Bolts and screws....."	2,463,744	1,251,560	4,573,885	2,757,547	4,311,526	2,593,413
Cutlery....."	123,139	680,533	130,302	770,005	133,773	730,195
Firearms....."	1,429,789	13,238,643	1,679,471	15,554,851	188,226	2,125,311
Locks....."	487,116	503,066	568,106	557,035	624,101	616,217
Nails....."	986,357	508,247	625,735	373,702	812,758	486,741
Pipes of cast iron and their joints in the rough....."	9,925,119	2,205,498	20,849,182	4,591,631	19,251,046	4,257,808
Pipes of rolled iron and their joints furnished with screw ends or with rivet holes....."						
Rails....."	15,527,369	10,092,790	21,328,875	13,863,769	20,849,697	13,552,303
Rolled iron in bars, rounds or squares....."	13,128,467	2,625,693	39,326,409	7,863,282	25,260,397	5,052,079
Rolled iron in special shapes, T iron, V or Z shaped, angle iron, etc....."	32,336,605	5,413,275	41,133,586	6,915,732	46,739,765	7,579,478
Sheet iron, articles of....."	11,242,239	2,248,448	9,902,134	1,980,427	11,805,052	2,361,010
Sheets and plates of rolled iron....."	1,871,363	2,073,543	2,103,754	2,143,577	1,642,343	1,861,464
Wire....."	36,852,148	10,261,428	37,663,088	10,968,517	40,215,470	12,640,258
Jute, hemp, flax and ramie....."	3,308,254	2,359,220	2,414,137	1,978,696	3,214,288	2,273,948
Raw and combed....."	944,121	666,805	1,001,607	753,701	1,299,797	976,606
Yarns....."	1,605,179	1,756,411	1,573,103	1,369,433	1,290,914	1,138,723
Piece goods....."	1,494,140	3,293,944	1,657,237	2,558,854	1,771,357	2,762,796
Lace....."	73,764	2,631,520	62,930	2,259,055	61,358	2,304,090
Lead and its alloys....."	1,013,459	478,791	886,479	420,061	1,136,289	550,638

ROUMANIA.

TOTAL Quantities and Values of the Principal Articles Imported (Merchandise only), &c.—Concluded.

ARTICLES.	1904.		1905.		1906.		1907.		1908.	
	Quantity.	Value. Lei.	Quantity.	Value. Lei.	Quantity.	Value. Lei.	Quantity.	Value. Lei.	Quantity.	Value. Lei.
Leaves, flowers, fruits and lichens for use in tanning..... Kilogs.					2,018,256	556,672	1,672,490	428,650	1,878,159	516,800
Machinery..... Kilogs.		20,033,000		33,171,000	2,756,317	1,102,438	3,274,881	1,309,864	2,996,716	37,561,084
Mineral waters.....					753,673			575,332		1,198,555
Musical instruments.....										673,185
Oils, vegetable:—										
Olive..... Kilogs.	3,623,000	3,985,000	3,450,000	3,796,000	4,991,544	4,631,891	4,905,143	4,610,118	4,888,688	4,549,092
Other..... "					1,252,586	788,964	905,663	572,331	2,129,067	1,324,114
Paper.....						4,499,407		4,729,096		5,596,480
Perfumery.....						1,121,012		1,639,072		1,140,734
Petroleum and bitumens.....						1,397,297		1,599,419		1,818,319
Seeds..... Kilogs.					2,333,149	2,416,933	4,585,649	2,890,276	4,081,363	2,924,333
Ships and boats.....						471,860		634,290		19,410
Silk:—										
Yarns..... Kilogs.					8,787	833,467	7,929	926,521	11,657	1,060,017
Manufactures..... "					217,719	11,371,660	176,328	8,733,485	211,549	11,345,970
Sugar and sweetstuffs.....						1,106,203		1,495,670		1,374,574
Tea..... Kilogs.					205,463	410,926	233,295	466,590	240,805	481,610
Tobacco in the leaf..... "					1,571,167	7,835,835	1,308,711	6,543,555	416,790	2,083,950
Toys.....						1,071,217		1,638,647		992,733
Vegetables..... Kilogs.					2,851,167	577,884	2,186,349	422,466	3,220,740	607,221
Vehicles.....						23,563,487		12,740,388		13,546,232
Wearing apparel.....						17,046,413		22,040,004		21,156,435
Wood and mfrs. of:—										
Cabinet makers' wares..... Kilogs.					683,202	2,312,264	661,403	2,433,704	750,450	2,738,754
Casks and barrels..... "					1,172,477	468,991	1,433,025	573,210	1,969,795	1,937,918
Tannins and tanning extracts..... "					2,025,165	1,012,583	2,317,090	1,158,546	4,251,396	2,125,698
Trunks of fir and other resinous trees..... Cub. metres										
Turnery..... Kilogs.					115,347	1,153,470	77,526	775,260	62,011	620,110
Wool:—						1,013,414	129,337	450,435	112,223	404,292
Raw, washed, combed and carded.....					509,926	1,611,728	404,278	1,231,485	484,569	1,454,943
Yarns.....					294,760	2,084,088	280,199	2,084,236	321,731	2,308,166
Manufactures.....					2,834,263	30,661,138	2,604,616	29,171,489	2,662,333	28,688,320
Total value of principal and other articles imported.....		311,372,000		337,538,000		422,114,000		430,509,115		414,058,479

SESSIONAL PAPER No. 10f

ROUMANIA.

TOTAL Quantities and Values of the Principal Articles Exported (Merchandise only) during the Years ended December 31, 1904 to 1908, inclusive.

NOTE:—Lei = 19·3 cents. Kilog = 2·204 lbs.

ARTICLES.	1904.		1905.		1906.		1907.		1908.	
	Quantity.	Value. Lei.	Quantity.	Value. Lei.	Quantity.	Value. Lei.	Quantity.	Value. Lei.	Quantity.	Value. Lei.
Animals living:—										
Cattle.....	17,306	3,807,000	6,044	1,330,000	2,360	565,250	3,525	810,920	10,093	2,350,610
Other.....						462,106		338,504		282,253
Animal products, alimentary:—										
Cheese..... Kilogs.					180,090	180,090	296,662	296,662	85,093	85,093
Eggs..... "					5,687,956	2,843,499	7,532,247	3,766,123	7,218,377	3,609,288
Fish..... "					4,101,404	2,000,884	5,753,750	2,419,163	7,418,351	3,185,742
Animal products, other.....						62,361		147,286		31,022
Animal wastes and other animal substances.....						77,48		4,467		9,292
Beverages.....						153,627		314,653		186,592
Celluloid.....						380		2,400		322
Chemical and medicinal products.....						505,503		759,814		819,885
Clocks, watches, &c.....						2,661		765		2,068
Colours and varnishes.....						5,576		3,605		3,213
Earths, stones and mfrs. thereof.						171,687		327,217		242,519
Explosives.....						80,914		536,152		251,200
Fruits, colonial.....						1,139,293		1,414,205		1,333,985
Furs.....						306,122		96,256		69,814
Glass and glasswares.....						14,527		8,496		27,179
(Grain and grain products:—										
Barley..... Kilogs.	211,729,000	21,490,000	340,718,000	38,744,000	470,721,111	49,299,663	357,027,245	50,794,020	144,403,175	19,666,774
Bran..... "					30,793,736	2,155,562	28,736,970	1,661,587	14,497,813	1,014,847
Corn..... "	458,296,000	45,142,000	36,604,000	5,107,000	603,433,725	65,774,276	1,389,717,829	166,706,139	735,591,228	98,563,225
Millet..... "					26,569,068	2,125,925	41,658,322	4,311,186	22,560,657	2,458,022
Oats..... "					169,309,121	13,142,101	103,753,377	14,317,966	58,383,053	7,094,756
Rye..... "	45,277,000	4,890,000	169,532,000	21,933,000	184,789,393	20,419,228	106,278,510	17,004,562	45,134,214	7,695,383
Wheat..... "	710,520,000	108,710,000	1,716,384,000	251,342,000	1,727,815,830	231,524,569	1,151,568,591	207,294,442	714,501,959	140,378,103
Wheat flour..... "	12,082,000	2,634,000	43,075,000	9,907,000	66,259,433	14,577,183	49,510,540	10,862,318	25,672,618	5,380,712
Gutta percha, India-rubber, gums, resin, &c..... Kilogs.						518,108		545,313		459,387
Hides and skins, raw..... Kilogs.	973,000	1,884,000	1,774,000	3,352,000	1,320,125	2,332,802	519,976	993,576	609,233	1,189,125
Machinery.....						683,421		246,895		493,598

RUSSIA.

TOTAL Quantities and Values of the Principal Articles Imported for Consumption (Merchandise only) during the Years ended December 31, 1904 to 1908, inclusive.

NOTE:—Rouble=51.5 cents. Food=36 lbs.

ARTICLES.	1904.		1905.		1906.		1907.		1908.	
	Quantity.	Value.	Quantity.	Value.	Quantity.	Value.	Quantity.	Value.	Quantity.	Value.
		Roubles.		Roubles.		Roubles.		Roubles.		Roubles.
Books, maps, &c.	1,953,000	1,332,000	1,940,000	2,265,000	2,300,000
Cement and earths	1,522,000	1,464,000	1,408,000	2,158,000	2,212,000
Chemicals and drugs	10,786,000	8,089,000	7,355,000	8,636,000	10,305,000
Coal, coke, &c.	5,859,000	5,548,000	6,219,000	7,659,000	7,225,000
Coal, coke, &c.	237,383,000	252,935,000	268,108,000	249,723,000	31,694,000
Coffee, raw	575,000	595,000	553,000	694,000	704,000
Copper, aluminium, nickel, &c., unwrought	1,384,000	1,304,000	917,000	349,000	353,000
Cotton, raw	12,022,000	10,473,000	10,620,000	10,867,000	14,500,000
" yarn	130,000	3,954,000	219,000	353,000	8,421,000
" manufactures (a)	6,092,000	7,873,000	21,130,000	12,527,000	16,878,000
Dyes—Coal, tar, &c.	61,000	65,000	78,000	80,000	81,000
Fish—Herrings, cod, &c., salted or dried	11,756,000	16,632,000	11,874,000	16,065,000	22,051,000
Fruits, fresh, oranges and lemons	3,393,000	3,406,000	4,691,000	4,529,000	6,483,000
" dried, figs, dates, raisins, &c.	7,435,000	6,097,000	9,394,000	7,867,000	7,940,000
Glass and glassware	2,161,000	1,674,000	3,785,000	2,845,000	2,932,000
Hides and skins, raw	6,708,000	9,060,000	8,426,000	10,236,000	14,542,000
India-rubber and gutta-percha, in the rough	592,000	24,804,000	463,000	416,000	26,403,000
Indigo	45,000	2,581,000	2,439,000	3,070,000	2,794,000
Iron, pig	1,082,000	563,000	413,000	298,000	396,000
" bars, blooms, rails, &c.	705,000	817,000	1,078,000	859,000	1,112,000
" in sheets or plates	1,896,000	2,349,000	1,988,000	1,629,000	1,972,000
" steel, in bars, rails or sheets	950,000	861,000	1,060,000	933,000	879,000
Lead, in pigs, rolls, &c., and litharge	2,732,000	4,998,000	1,455,000	2,346,000	7,428,000
Machinery and locomotives:—										
Agricultural machinery	18,946,000	18,900,000	18,350,000	20,885,000	25,600,000
Locomotives and traction engines	304,000	1,088,000	238,000	212,000	338,000
Textile, printing, metal and wood-working machinery	3,442,000	3,074,000	4,725,000	7,347,000	8,926,000

SESSIONAL PAPER No. 10f

Metal wares: Iron, steel, tin, &c.	29,019,000	34,518,000	43,781,000	39,253,000	39,310,000
Oils, other than mineral.	1,111,000	5,515,000	5,342,000	378,000	5,942,000
Plants and seeds.	5,646,000	9,316,000	11,791,000	5,390,000	14,609,000
Rice.	4,354,000	5,842,000	6,518,000	14,973,000	10,294,000
Silk, raw.	59,000	4,907,000	6,518,000	7,322,000	6,927,000
" yarn or twist.	2,365	63,000	15,265,000	82,000	18,464,000
" manufactures of (a).	4,807,000	443,000	5,605,000	3,000	761,000
Tobacco, cigars and cigarettes.	3,369,000	5,662,000	5,887,000	7,662,000	8,231,000
Watches, clocks, &c.	60,000	47,156,000	77,444,000	5,689,000	67,789,000
Wine, in casks.	49,000	2,348,000	48,000	2,172,000
" in bottle, sparkling and other.	2,572,000	3,925,000	3,518,000	2,719,000
Wood, raw.	1,316,000	3,887,000	7,058,000	4,432,000	5,758,000
Woolen yarns.	1,390,000	3,809,000	3,620,000	4,995,000	5,626,000
Wool, manufactures of (a).	250,000	22,144,000	24,546,000	30,875,000	32,567,000
Total value of principal and other articles imported.	651,403,000	635,087,000	800,690,000	847,365,000	912,659,360

(a) Except knitted wares, trimmings, lace, embroidery and ready-made clothing.

RUSSIA.

TOTAL Quantities and Values of the Principal Articles of Domestic Produce Exported (Merchandise only) during the Years ended December 31, 1904 to 1908, inclusive.

NOTE:—Rouble=51·5 cents. Food=36 lbs.

ARTICLES.	1904.		1905.		1906.		1907.		1908.	
	Quantity.	Value. Roubles.	Quantity.	Value. Roubles.	Quantity.	Value. Roubles.	Quantity.	Value. Roubles.	Quantity.	Value. Roubles.
Animals:—										
Horses..... No.	18,339	1,893,000	23,454	2,122,000	122,340	10,669,000	93,882	8,809,000	82,407	8,365,642
Fowls and game..... No.	10,524,000	1,024,000	10,214,000	11,505,000	160,150	10,575,000	120,581	10,575,000	11,256,868
Cattle, sheep and pigs..... No.	108,953	3,359,000	96,086	3,106,000	1,388,000	5,132,000	3,455,000	3,625,884
Brandy and corn spirit..... Foods	151,000	3,405,000	133,000	2,304,000	1,386,000	1,377,000	3,623,320
Butter (exclusive of margarine)..... "	2,429,000	29,855,000	2,408,000	31,499,000	3,211,000	44,812,000	3,658,000	47,978,000	3,123,256	45,708,509
Caviare..... "	125,000	2,801,000	155,000	2,923,000	149,000	2,759,000	128,000	2,138,000	132,368	2,527,819
Clothing, ready-made..... "	1,094,000	645,000	1,220,000	1,326,000	841,500
Corn, flour and meal:—										
Wheat..... Foods	280,884,000	258,404,000	293,834,000	281,864,000	219,995,000	205,688,000	141,574,000	155,756,000	89,802,712	113,064,152
Rye..... "	60,051,000	42,092,000	59,674,000	45,650,000	65,366,000	48,903,000	45,164,000	44,827,000	24,910,881	25,999,192
Barley..... "	131,888,000	85,988,000	138,263,000	88,725,000	148,810,000	100,548,000	132,665,000	111,363,000	161,389,345	132,667,974
Oats..... "	54,062,000	36,787,000	127,327,000	90,468,000	69,544,000	51,471,000	26,137,000	22,678,000	29,373,599	24,526,138
Maize..... "	23,855,000	16,723,000	11,432,000	8,031,000	15,321,000	9,191,000	59,913,000	41,762,000	38,511,223	28,582,194
Peas..... "	7,432,000	6,827,000	10,710,000	11,758,000	9,814,000	9,719,000	7,957,000	6,993,000	7,071,925	7,165,195
Flour of wheat..... "	6,363,000	10,419,000	5,919,000	9,341,000	6,142,000	7,447,000	4,043,000	6,785,000	3,242,768	6,162,436
" of rye..... "	11,993,000	11,269,000	7,123,000	6,953,000	7,523,000	7,711,000	6,344,000	8,273,000	6,177,746	7,187,977
Bran..... "	38,016,000	19,492,000	35,565,000	18,409,000	39,523,000	21,614,000	35,988,000	22,125,000	31,774,437	20,292,566
All other..... "	3,277,000	8,987,000	7,654,000	7,904,000	8,720,000	8,523,000	10,497,000	10,630,000	14,649,173	14,653,888
Totals..... "	648,811,000	496,988,000	697,501,000	569,103,000	590,758,000	472,873,000	470,382,000	431,192,000	404,903,809	380,301,642
Cotton, manufactures of..... M.	21,034,000	20,518,000	24,823,000	21,479,000	20,479,463
Eggs..... "	2,752,762	54,386,000	2,998,552	60,941,000	2,838,171	56,157,000	2,607,625	53,247,000	2,588,518	54,851,243
Flax, raw..... Foods	9,115,000	45,435,000	14,737,000	68,293,000	13,817,000	61,319,000	13,574,000	57,956,000	14,512,944	58,157,870
" tow..... "	1,646,000	5,330,000	1,787,000	5,613,000	2,164,000	6,637,000	2,299,000	7,115,000	2,360,019	7,109,307
Fur and sheep skins..... "	10,924,000	10,515,000	17,415,000	16,420,000	10,247,567

SESSIONAL PAPER No. 10f

Hemp, raw.....	2,511,000	9,414,000	2,731,000	9,913,000	2,771,000	10,092,000	3,156,000	13,038,000	2,952,403	12,014,084
Leather and hides, untanned "	1,225,000	15,708,000	1,146,000	13,342,000	1,700,000	19,758,000	1,196,000	18,282,000	911,303	15,272,923
Oil cake.....	30,026,000	20,285,000	27,065,000	20,090,000	32,007,000	25,781,000	32,236,000	26,225,000	40,430,467	33,205,353
Oil :— Illuminating, petro- leum, &c.....	112,063,000	59,575,000	57,660,000	29,216,000	40,342,000	24,537,000	44,716,000	29,554,000	48,620,415	31,774,190
Seeds, oleaginous—										
Linseed.....	4,320,000	5,842,000	6,627,000	8,803,000	7,317,000	10,563,000	5,256,000	7,759,000	9,382,589	13,914,585
Rape and koltrabi.....	3,628,000	2,603,000	1,231,000	1,169,000	1,103,000	1,045,000	1,333,000	1,366,000	1,832,753	1,932,433
Sugar :—										
Refined, in loaves.....	3,417,000	10,372,000	3,070,000	11,673,000	3,607,000	14,592,000	3,574,000	11,051,000	3,838,175	11,753,918
Other.....	7,628,000	13,390,000	3,048,000	6,396,000	2,320,000	4,918,000	7,417,000	12,285,000	14,389,794	22,617,870
Totals.....	11,045,000	23,762,000	6,118,000	18,069,000	5,927,000	19,510,000	10,391,000	23,336,000	18,227,969	34,371,788
Wood of all sorts.....	983,000	73,198,000	898,000	76,867,000	1,177,000	98,248,000	846,000	107,794,000	111,238,868
Wool, raw, unspun.....	6,507,000	5,745,000	7,488,000	6,138,000	409,715	3,482,670
Total value of principal and other articles exported.....	1,006,384,000	1,077,325,000	1,094,886,000	1,053,010,000	998,250,361

SESSIONAL PAPER No. 10f

ST. LUCIA.

TOTAL Quantities and Values of the Principal Articles of Merchandise Imported during the Years ended December 31, 1905 to 1909.

ARTICLES.	1905.		1906.		1907.		1908.		1909.	
	Quantity.	Value.	Quantity.	Value.	Quantity.	Value.	Quantity.	Value.	Quantity.	Value.
		\$		\$		\$		\$		\$
Ale and beer		16,045		7,173		4,721		7,368		4,960
Animals, living		32,553		7,232		8,857		10,706		17,700
Arms and ammunition		569		1,085				2,083		1,460
Bacon and hams	21,204	3,343	16,436	2,477	19,779	3,047	20,616	3,163	21,239	3,582
Beef and pork, salted or pickled	205,391	12,259	189,978	12,137	207,900	13,417	206,161	25,318	177,999	14,025
Boots and shoes		16,363		19,909		25,813		23,618		23,277
Butter	58,507	11,163	47,568	8,807	64,171	11,037	28,329	7,340	43,189	10,010
Butter substitute, oleomargarine	79,092	7,300	88,088	8,122	89,337	8,593	117,004	12,434	115,739	12,059
Cheese	30,432	4,472	18,786	2,978	19,626	3,139	23,803	4,005	19,859	3,407
Coal, coke, &c.	79,587	473,337	76,304	457,740	111,232	697,707	96,373	582,994	84,800	489,207
Cottons and woollens		101,995		125,421		134,203		149,348		129,132
Earthenware and glassware		7,032		4,521		6,783		10,127		10,979
Fish, salted and dried	7,979	55,280	7,623	46,440	6,383	39,911	8,805	42,220	9,387	41,239
Fish, other		2,380		1,765		1,820		2,351		1,684
Flour	15,373	98,077	13,906	72,807	18,063	98,555	15,944	100,769	13,680	95,664
Fruits and vegetables, fresh		9,188		6,077		6,570		6,659		7,364
Furniture		9,854		10,008		10,478		7,251		11,753
Haberdashery		67,763		37,391		49,100		34,553		31,127
Hats and caps		7,995		11,278		11,933		15,200		10,911
Hardware and cutlery		16,931		26,900		27,688		18,284		21,866
Lard		4,779		5,169		6,962		5,397		6,366
Machinery	70,589	24,382	65,223	8,097	69,962	6,425	64,005	10,094	69,788	11,529
Manures	5,661	28,324	4,622	23,336	6,177	27,759	8,610	30,835	7,572	23,393
Medicines		8,151		5,675		8,697		7,675		10,336
Oats	9,129	6,700	7,429	5,675	5,588	4,686	5,715	5,235	7,300	36,807
Oils		31,069		32,578		33,233		33,760		36,807
Ordnance stores		6,706				2,920		711		
Paints, dyes, &c.		3,495		3,195		4,395		3,640		3,207
Peas and beans	3,294	6,341	2,102	4,977	2,684	5,650	2,244	4,876	2,391	5,621
Preserves		4,948		3,772		4,234		3,275		3,742
Rice	754,084	17,583	506,540	13,744	557,377	16,536	451,784	13,743	443,541	12,069
Soap		12,711		12,265		11,957		14,355		11,831

ST. LUCIA.

TOTAL Quantities and Values of the Principal Articles of Merchandise Imported, &c.—*Concluded.*

ARTICLES.	1905.		1906.		1907.		1908.		1909.	
	Quantity.	Value. \$	Quantity.	Value. \$	Quantity.	Value. \$	Quantity.	Value. \$	Quantity.	Value. \$
Spirits and wines		26,007		26,313		23,398		25,569		24,129
Tobacco		16,590		14,688		13,870		15,875		17,252
Wood—White	144,611	4,180	115,007	2,528	195,435	5,567	239,845	7,742	103,396	3,640
Pitch pine	266,939	5,406	27,518	531	151,407	6,643	210,042	6,424	277,194	7,524
All other articles		133,951		114,772		132,253		144,291		152,436
Totals (mdse)		1,295,132		1,151,463		1,449,225		1,395,468		1,278,608
Coin and bullion		96,671		23,553		60,945		14,770		17,633
Total imports		1,391,803		1,180,016		1,510,170		1,410,238		1,295,641

SESSIONAL PAPER No. 10f

ST. LUCIA.

TOTAL Quantities and Values of the Principal Articles of Merchandise Exported during the Years ended December 31, 1905 to 1909, inclusive.

ARTICLES.	1905.		1906.		1907.		1908.		1909.	
	Quantity.	Value. \$	Quantity.	Value. \$	Quantity.	Value. \$	Quantity.	Value. \$	Quantity.	Value. \$
Animals, living										
Coal	829	5,615	261	3,582	808	404	619	584	815	1,660
Cocoa, unmanufactured	1,893,600	4,146	1,579,290	1,968	1,719,700	5,820	619	3,452	815	4,526
Fuel, wood	882	185,133	1,055	295,863	965	230,154	1,355,000	148,372	2,171,008	261,138
Fruits, fresh—mangoes		2,063		2,567		2,350		2,757		3,173
Hides		1,688		1,139		1,245		2,842		3,270
Logwood	77	2,968	478	4,759	1,609	4,205	499	3,596	192	4,224
Ordnance stores.		846		4,070		13,704		4,857		1,869
Run		43,527		365		122				
Spices	8,495	2,063	6,276	1,538	3,263	793	23,440	6,653	27,883	11,310
Sugar and molasses—		234		172		496		233		793
Molasses		4,127		78		506		438		5,373
Melhado sugar		11,729		4,570						
Muscovado sugar	1,774,680	26,980	1,215,200	7,835	138,880	1,961	202,107	3,441	319,785	5,548
Usine sugar	8,335,040	181,088	12,187,840	251,535	11,876,480	258,030	9,762,000	261,296	10,719,371	290,189
Vegetables		1,728		1,076		516		1,338		886
All other articles		43,490		47,163		38,775		206,153		29,677
Totals (mdse.)		517,454		538,290		559,081		706,532		626,636
Coin and bullion		13,149		19,513		34,748		23,316		29,979
Bunker coal	81,320	499,447	88,733	514,387	118,563	692,920	85,216	497,802	96,461	563,336
Total exports		1,030,050		1,072,190		1,286,749		1,229,650		1,219,951

ST. VINCENT.

TOTAL Quantities and Values of the Principal Articles of Merchandise Imported during the Years ended March 31, 1906 to 1908 and December 31, 1908 and 1909, inclusive.

ARTICLES.	1905-6.		1906-7.		1907-8.		1908.		1909.	
	Quantity.	Value. \$	Quantity.	Value. \$	Quantity.	Value. \$	Quantity.	Value. \$	Quantity.	Value. \$
Ale and beer.....		1,084		1,528		2,195		2,166		
Animals, living.....		2,118		2,112		4,866		4,643		
Bacon and hams.....		1,021		973		1,465		1,631		
Beef, salted or cured.....	6,631	5,347		7,654		9,718		9,718		
Books.....	157	125		2,783		169		135		
Books and shoes.....		2,419		2,783		3,374		3,636		
Books.....		3,005		4,657		4,870		6,360		
Bran.....		822		793		1,149		1,402		
Bread.....		9,942		7,840		12,400		15,106		
Butter.....	27,578	7,388	28,991	8,049	31,193	8,326	31,560	8,702		
Cement.....		1,941		2,268		2,779		4,716		
Cheese.....	4,580	715	4,134	667	6,187	1,032	6,968	1,363		
Earthen and glassware.....		3,215		4,500		4,983		5,796		
Fish.....		23,725		23,975		28,767		32,139		
Flour, wheaten.....	6,724	38,274	8,587	40,807	9,530	50,613	8,773	51,449		
" other kinds.....	631	2,501	708	2,755	831	3,450	620	3,095		
Furniture.....		2,433		2,063		2,268		4,126		
Lard.....	13,109	301	10,587	876	14,308	1,343	13,516	1,129		
Leather:—										
Mfd., except boots and shoes.....		1,041		642		1,134		1,270		
Unmanufactured.....		389		973		1,119		1,401		
Lime.....		307		822		1,290		1,353		
Medicinal extracts and preparations.....		3,840		3,577		5,100		4,949		
Metal wifs.....		23,470		23,820		39,031		52,827		
Oats.....	1,394	1,168	1,348	1,153	1,832	1,913	2,197	2,175		
Oilmeal and cake.....	75,486	10,841	72,125	1,679	93,375	2,117	90,125	2,161		
Oils.....		10,841		15,502		13,096		14,731		
Paints.....	12,232	745	26,862	1,801	27,451	1,791	24,271	1,655		
Paper.....		1,621		1,450		2,229		2,151		
Pork, salted and cured.....	631	9,355	511	9,329	585	10,361	620	10,769		
Rice.....	406,453	10,006	345,319	11,091	352,844	13,190	382,064	12,672		

Details not to hand

ST. VINCENT.

TOTAL Quantities and Values of the Principal Articles of Merchandise Imported, &c.—Concluded.

ARTICLES.	1905-6.		1906-7.		1907-8.		1908.		1909.	
	Quantity.	Value. \$	Quantity.	Value. \$	Quantity.	Value. \$	Quantity.	Value. \$	Quantity.	Value. \$
Salt	2,275	2,078	2,296	1,533	2,253	1,557	2,008	1,839		
Soap		6,692		7,630		8,501		6,701		
Spirits and wines		7,032		6,998		8,701		9,748		
Sugar	173,099	3,866	131,571	3,767	146,522	4,745	193,000	6,851		
Textile mfrs.		81,500		86,865		116,255		141,805		
Tobacco	34,151	4,736	31,866	4,326	34,934	5,051	35,227	5,674		
Wood and timber:—										
Pine timber	326,970	9,972	867,500	30,134	540,160	17,393	705,136	28,678		
Shooks, staves, &c.		6,977		8,667		12,672		12,561		
Shingles	254,050	1,545	851,800	3,742	939,600	4,215	1,155,350	5,595		
Other		375		404		1,110		462		
All other articles		39,425		38,159		60,882		72,566		
Total imports		336,272		379,639		469,895		533,403		
										427,342

Details not to hand.

SESSIONAL PAPER No. 10f

ST. VINCENT.

TOTAL Quantities and Values of the Principal Articles of Merchandise Exported during the Years ended March 31, 1908 and December 31, 1908 and 1909, inclusive.

ARTICLES.	1905-6.		1906-7.		1907-8.		1908.		1909.	
	Quantity.	Value. \$	Quantity.	Value. \$	Quantity.	Value. \$	Quantity.	Value. \$	Quantity.	Value. \$
Animals, living.....		24,776		25,268		23,194		20,590		
Arrowroot.....	4,856,169	99,876	4,643,124	118,508	4,501,637	124,372	5,611,379	134,870	124,372	
Cocoa.....	137,673	11,806	193,073	18,678	216,455	21,138	218,644	24,279	24,279	
Cotton, raw.....	135,150	37,346	263,036	88,422	427,819	149,830	420,830	146,228	146,228	
Ground nuts.....	9,919	11,897	7,685	9,387	6,360	7,732	6,869	8,468	8,468	
Metals, old.....		259		1,309		2,409		161	161	
Metal wfrs.....		464		* 65,230		* 48,982		*62,916		
Molasses.....	24,509	4,356	30,400	5,406	34,507	7,003	9,858	1,947	1,947	
Oils, whale.....	6,482	1,236	3,825	1,217	9,682	2,171	13,434	3,186	3,186	
Pease, dried.....	1,047	2,115	1,807	3,353	1,409	2,452	1,247	2,424	2,424	
Spirits and wines.....		2,450		51		481		2,584		
Starch (Cassava).....	337,406	7,450	302,014	7,003	230,072	6,307	236,502	6,579	6,579	
Sugar (crystallized).....		786,293		256,640		460,503		300,996		
Sugar (unscovado).....		18,457		17,301		206,579		4,614		
Textile wfrs.....		102		638		545		686		
Vegetables, fresh:—										
Sweet potatoes.....	9,548	9,487	5,558	5,440	4,786	5,080	6,409	6,623	6,623	
Other.....		7,766		7,650		5,694		5,960		
All other articles.....		19,073		26,026		32,927		21,372		
Total exports.....		258,312		407,608		458,754		461,067		431,663

* Includes specie.

Details not to hand.

SIERRA LEONE.

TOTAL Quantities and Values of the Principal Articles of Merchandise Imported during the Years ended December 31, 1905 to 1909, inclusive.

ARTICLES.	1905.		1906.		1907.		1908.		1909.	
	Quantity.	Value.	Quantity.	Value.	Quantity.	Value.	Quantity.	Value.	Quantity.	Value.
Ale, beer and porter.....		\$		\$		\$		\$		\$
Annals, living.....		41,001	43,123		40,899		40,899		34,325	37,837
Apparel.....		35,123	35,049		61,451		61,451		44,603	13,992
Apparel.....		70,308	83,735		97,328		97,328		82,102	87,021
Bacon and hams.....	340	6,595	424	8,935	371	8,258	386	8,270	304	6,370
Bags.....	680,401	43,177	505,523	55,830	566,631	67,057	480,436	51,192	562,421	59,396
Beads.....		32,277	47,820		52,671		31,993		34,120	34,120
Beef and pork.....	1,400	8,629	1,416	11,244	1,080	10,911	942	8,950		8,784
Boats.....	8	2,969	7	7,280	24	11,018	12	5,437	14	8,857
Books and stationery.....		34,217	42,578		44,467		44,467		44,725	53,733
Boots and shoes.....		23,179	26,543		38,363		38,363		27,443	24,990
Bread.....	385,011	16,848	443,840	20,659	507,325	20,911	315,455		15,004	15,948
Building materials.....		28,543	28,548		36,646		21,185		38,086	38,086
Butter.....		19,237	623	23,009	748	25,803	22,596	722	19,453	19,453
Candles.....		14,824	1,197	12,882	1,085	13,033	1,214	12,195	1,456	14,585
Cement.....		22,114	39,239		40,700		31,852		25,365	25,365
Coal.....	16,516	81,360	23,419	124,138	31,142	170,358	32,796	179,386	33,399	177,209
Coopers' stores.....		6,955	13,446		26,327		15,374		32,052	32,052
Cordage.....		7,811	7,842		10,068		9,656		8,638	8,638
Cottons.....		997,330	1,118,963		1,222,273		1,093,452		1,257,182	1,257,182
Country cloths.....		301	34		102		50		60	60
Cutlery.....		20,653	16,177		23,437		21,881		21,881	23,412
Earthenware.....		22,756	30,953		30,748		28,582		28,582	28,197
Fish, preserved.....		14,859	11,665		10,083		9,607		4,672	4,672
Flour.....	2,738,471	80,445	2,633,469	81,433	2,836,444	83,925	2,253,180	73,341	66,167	66,167
Furniture.....		16,867	16,410		24,790		21,019		19,929	19,929
Haberdashery.....		135,794	157,461		152,954		86,631		54,501	54,501
Hardware.....		136,334	198,379		247,956		223,458		170,289	170,289
Lard.....		16,693	20,811		20,537		16,520		16,892	16,892
Lumber.....	1,471	43,815	1,716	29,877	1,531	32,436	1,127	32,436	983	63,889
Machinery.....	1,769,715	43,815	1,190,122	47,878	93,430	93,430	13,505	13,505	9,032	9,032
Military stores.....		8,205	27,248		7,475		1,076		1,168	1,168
Oils.....		53,674	44,406		66,045		77,536		108,988	108,988
Peanut kernels.....	61	3,309	1,671	3,309	3,564	3,753	3,712	3,089	3,100	6,798

SIERRA LEONE.

TOTAL Quantities and Values of the Principal Articles of Merchandise Imported, &c.—*Concluded.*

ARTICLES.	1905.		1906.		1907.		1908.		1909.	
	Quantity.	Value. \$	Quantity.	Value. \$	Quantity.	Value. \$	Quantity.	Value. \$	Quantity.	Value. \$
Potatoes and onions.....		17,501		20,366		26,280		19,681		30,261
Provisions.....		91,108		105,373		98,044		78,023		75,365
Rice.....		10,697		28,326		24,007		7,881		8,185
Rubber.....	2	49	19	886	158	16,041	68	445		2,526
Salt.....	5,761	67,354	5,460	73,827	4,422	67,378	5,031	79,379	6,165	90,325
Silk goods.....		10,502		12,775		18,819		7,587		9,407
Spirits and wines.....	309,793	212,517	332,685	241,542	451,074	301,280	336,181	246,983		242,895
Sugar.....	10,043	45,619	8,836	35,205	11,886	46,014	7,868	31,585		38,899
Tobacco.....	1,273,848	148,156	1,740,789	216,420	1,973,312	264,620	1,718,721	270,346		310,410
Woolen goods.....		41,546		60,715		80,942		62,201		57,256
All other articles.....		326,003		411,404		498,083		395,740		442,486
Totals (mdse).....		3,014,013		3,603,966		4,211,885		3,552,869		3,806,497
Coin and bullion.....		405,589		707,175		596,488		407,147		457,029
Total imports.....		3,419,552		4,311,141		4,808,373		3,960,007		4,763,526

SESSIONAL PAPER No. 10f

SIERRA LEONE.

TOTAL Quantities and Values of the Principal Articles of Merchandise Exported during the Years ended December 31, 1905 to 1909, inclusive.

ARTICLES.	1905.		1906.		1907.		1908.		1909.	
	Quantity.	Value.	Quantity.	Value.	Quantity.	Value.	Quantity.	Value.	Quantity.	Value.
		\$		\$		\$		\$		\$
Animals, living.....		10		579		555		820		1,177
Banned.....		3,884		1,416		214,707		9,532		6,720
Coal.....Tons	13,753	133,247	23,419	211,827	22,509	214,707	18,182	176,972	31,097	331,873
Cotton goods.....		11,991		15,987		13,972		27,672		33,770
Food and drink.....		17,218		33,750		46,258		55,105		66,429
Ginger.....	13,569	37,799	11,583	52,949	12,369	56,346	12,733	57,772	14,438	68,848
Gum, copal.....	639	15,622	532	19,191	853	29,273	904	24,080	917	24,568
Hides.....		3,684		5,869		13,812		11,639		16,615
Kola nuts, fresh.....Cwt.	15,377	368,543	23,099	506,532	27,406	552,843	23,209	529,532	26,398	748,727
Narcotics.....		5,259		2,472		3,212		4,516		4,401
Palm kernels.....Tons	28,154	1,310,861	30,374	1,608,078	34,912	2,179,298	33,721	1,620,050	42,897	2,348,721
Palm oil.....Galls.	266,012	90,150	375,573	135,021	615,997	248,950	480,636	177,395	851,998	312,795
Peas.....Tons	226	19,369		26,338		27,974		41,389		47,981
Rubber.....Tons	426,610	231,049	240,049	146,827	164,463	199,402	92,016	43,610	57,641	39,318
All other articles.....		53,655		130,568		76,529		61,445		46,885
Total.....		2,314,392		2,896,507		3,574,231		2,843,879		4,098,771
Coin and bullion.....		426,271		591,031		471,225		711,692		677,637
Total exports.....		2,740,663		3,487,538		4,045,456		3,555,571		4,776,408

SESSIONAL PAPER No. 10f

SOMALILAND PROTECTORATE.

TOTAL Quantities and Values of the Principal Articles of Merchandise Imported during the Years ended March 31, 1906 to 1910, inclusive.

ARTICLES.	1905-6.		1906-7.		1907-8.		1908-9.		1909-10.	
	Quantity.	Value.	Quantity.	Value.	Quantity.	Value.	Quantity.	Value.	Quantity.	Value.
		\$		\$		\$		\$		\$
Dates.....										
Flour.....	116,999	182,690	103,603	163,345	93,574	146,535	91,379	142,695	85,365	133,025
Grain—	6,992	18,036	8,364	21,900	8,812	24,333	5,224	14,308	7,532	20,016
Jowarce.....	80,746	118,430	85,214	122,489	83,283	114,658	71,080	101,372	40,152	58,741
Rice.....	260,004	508,318	199,505	386,019	111,023	213,047	139,381	270,401	208,532	408,995
Oil, kerosene.....		4,263		7,047		7,387		13,870		5,017
Sugar.....	11,928	37,376	13,942	42,608	15,213	47,426	16,289	49,351	19,351	58,166
Textiles—										
American grey sheeting.....	3,736,129	190,647	8,201,200	354,075	3,204,045	177,356	4,165,216	247,173	4,145,360	246,350
European white longcloth.....	737,114	41,501	923,563	54,210	788,038	46,584	823,924	48,666	1,024,323	60,828
Other piece goods.....		68,620		84,733		69,311		72,323		85,346
Tobacco.....		10,891		10,633		1,928		2,667		2,090
Coin and bullion.....		50,886		61,705		48,400		114,360		13,583
All other articles.....		90,428		103,308		227,907		339,902		290,356
Total imports.....		1,325,116		1,414,092		1,135,056		1,428,677		1,542,756

SESSIONAL PAPER No. 10f

SPAIN.

VALUE of the Total Imports and Exports from and to each Principal Country during the Years ended December 31, 1905 to 1909, inclusive. (*Including Coin and Bullion.*)

NOTE:—Peseta=19·3 cents.

IMPORTS.						EXPORTS.					
COUNTRIES.						COUNTRIES.					
1905.	1906.	1907.	1908.	1909.		1905.	1906.	1907.	1908.	1909.	
Pesetas.	Pesetas.	Pesetas.	Pesetas.	Pesetas.		Pesetas.	Pesetas.	Pesetas.	Pesetas.	Pesetas.	Pesetas.
168,075,912	175,383,643	180,751,226	196,901,934	206,287,954	United Kingdom.....	318,099,590	291,538,868	296,473,379	270,127,806	267,111,971	
43,926,420	35,696,520	24,064,686	26,425,121	34,827,435	Argentine Republic.....	30,067,323	41,012,024	40,361,345	49,549,752	51,709,673	
6,834,206	9,682,651	8,103,850	8,385,220	8,195,357	Austria-Hungary.....	4,633,523	3,084,159	3,213,727	5,731,711	4,027,928	
27,618,119	28,150,812	26,773,419	27,439,714	32,239,972	Belgium.....	34,637,234	30,911,547	32,071,018	27,806,986	36,295,522	
9,256,083	12,532,136	10,178,345	11,541,412	11,833,511	Brazil.....	1,901,507	1,485,769	2,298,870	2,488,466	1,322,921	
104,023	2,982,611	145,961	34,637	85,400	British Possessions in Africa.....	32	32	690	2,446	3,161	
5,439,513	6,243,503	8,155,181	6,999,373	6,019,822	British Possessions in America.....	2,773,869	1,638,562	2,389,199	2,936,474	2,734,678	
62,311,325	45,339,965	62,202,436	49,163,690	50,417,240	British Possessions in Asia.....	3,536,585	1,392,752	1,581,485	1,499,314	1,673,885	
10,766,916	7,423,863	480,259	599,152	1,686,380	British Possessions in Oceania.....	107,418	363,594	252,087	143,125	903,525	
11,653,315	4,426,436	1,007,435	368,145	Bulgaria.....	50,165	4	4,270	3,319	52,134	
2,041,248	1,559,442	2,888,505	4,517,320	5,230,948	Chile.....	3,342,562	5,984,107	8,290,880	3,616,431	6,008,644	
2,064,230	2,142,691	2,311,165	2,677,865	2,633,742	China.....	31,262	25,619	8,659	1,072	3,385	
5,411,517	3,626,919	3,731,542	5,242,652	4,037,458	China.....	73,092,970	60,533,824	63,399,413	50,177,740	53,631,159	
1,976,579	1,187,713	1,630,298	2,254,860	3,203,250	Denmark.....	4,631,000	2,492,986	4,454,465	6,101,370	5,440,219	
3,335,036	4,015,437	2,527,028	5,061,634	3,206,988	Ecuador.....	677,427	1,047,912	1,963,819	1,323,069	1,290,686	
10,533,712	10,646,685	10,790,099	12,179,866	8,662,614	Egypt.....	163,261	410,347	218,701	390,888	196,394	
159,607,543	167,971,498	158,019,710	202,990,380	198,050,832	France.....	207,922,006	176,927,656	197,661,497	212,388,604	238,966,596	
85,227,671	92,895,173	98,974,636	105,829,252	111,544,325	Germany.....	36,689,504	47,471,906	59,542,737	54,154,335	48,446,852	
7,151	16,432	87,406	2,179,060	32,791	Gibraltar.....	6,241,266	5,463,190	6,017,758	6,110,680	4,762,500	
1,498,324	1,398,762	519,253	425,343	389,116	Guatemala.....	80,481	192,851	114,859	86,137	32,854	
11,338,382	12,597,379	15,362,219	14,975,177	15,883,170	Holland.....	53,432,390	51,660,351	53,906,389	46,682,470	54,317,462	
20,836,117	15,980,773	15,048,627	15,469,398	13,094,897	Italy.....	46,276,764	42,805,145	49,611,714	49,918,752	42,661,756	
684,754	670,596	536,278	807,816	604,783	Japan.....	92,459	437,454	509,915	505,965	257,219	
4,723,696	6,024,031	8,413,571	5,821,247	3,851,244	Mexico.....	17,462,313	31,030,222	18,365,418	10,910,359	9,561,290	
5,172,539	6,091,115	3,970,264	3,569,849	3,229,641	Morocco.....	1,071,550	1,108,214	863,910	1,377,177	1,574,965	
15,330,407	16,639,447	17,506,014	19,887,137	17,433,887	Norway.....	2,103,605	1,430,985	2,065,180	932,413	2,342,092	
606,554	1,270,900	2,638,713	1,426,693	1,534,713	Peru.....	433,511	965,973	806,615	2,061,10	474,534	
17,618,130	15,437,118	16,123,183	20,119,505	17,993,371	Philippine Islands.....	12,422,204	10,645,856	14,263,368	7,251,173	9,596,933	
4,604,505	6,717,536	5,574,105	5,439,176	4,933,635	Porto Rico.....	3,562,260	3,184,808	3,325,416	2,753,018	2,382,562	
38,841,935	49,862,521	48,302,475	58,056,210	48,295,999	Portugal.....	39,400,287	39,400,287	39,789,051	48,509,588	48,497,600	
34,832,642	26,451,666	9,845,625	3,186,363	2,668,230	Roumania.....	49,782	81,530	56,071	74,350	

SPAIN.

VALUE of the Total Imports and Exports from and to each Principal Country, &c.—*Concluded.*

IMPORTS.					EXPORTS.				
COUNTRIES.					COUNTRIES.				
1905.	1906.	1907.	1908.	1909.	1905.	1906.	1907.	1908.	1909.
Pesetas.	Pesetas.	Pesetas.	Pesetas.	Pesetas.	Pesetas.	Pesetas.	Pesetas.	Pesetas.	Pesetas.
110,401,364	64,778,749	31,198,222	24,521,767	26,363,188	4,932,478	1,473,282	2,505,854	2,817,417	6,561,977
2,630,961	2,581,454	1,371,948	1,772,003	1,189,992	60,595	79,688	124,633	263,801	214,703
8,215,490	8,252,290	11,703,204	11,694,330	10,447,812	1,265,486	1,076,133	1,373,741	1,448,523	1,144,818
17,109,609	16,448,079	16,242,818	17,457,712	16,957,888	1,374,930	2,088,117	3,673,676	5,694,349	6,534,656
6,415,347	6,512,019	9,320,038	6,078,172	4,858,998	1,412,899	964,258	2,211,690	10,805,660	5,806,321
119,299,981	140,845,792	136,039,010	138,642,098	121,706,499	35,314,188	35,239,454	39,389,779	41,144,987	61,816,988
6,859,173	5,227,626	3,795,285	4,436,968	4,730,719	10,878,376	10,634,879	9,682,971	10,451,874	8,416,616
6,686,271	7,103,012	6,455,559	6,264,762	7,484,628	1,863,494	1,662,378	12,260,030	2,917,406	2,248,314
38,954,203	33,969,024	34,150,065	39,849,115	35,082,844	28,590,965	26,584,058	16,808,906	28,351,558	28,136,440
1,087,661,953	1,056,090,154	997,373,600	1,070,363,403	1,049,999,158	993,871,315	937,583,811	991,974,235	969,495,564	1,019,253,639
				Totals.....					

SESSIONAL PAPER No. 10f

SPAIN.

Total Quantities and Values of the Principal Articles of Merchandise Imported during the Years ended December 31, 1905 to 1909, inclusive.

Note:—Peseta = 19.3 cents. Kilog = 2.204 lbs Hectolitre = 21.99 galls. Cub. Metre = 35.34 cub. feet.

ARTICLES.	1905.			1906.			1907.			1908.			1909.		
	Quantity.	Value.	Quantity.	Value.	Quantity.	Value.	Quantity.	Value.	Quantity.	Value.	Quantity.	Value.	Quantity.	Value.	
		Pescetas.		Pescetas.		Pescetas.		Pescetas.		Pescetas.		Pescetas.		Pescetas.	
Animals—															
Cattle.....	16,440	4,719,210	29,645	11,253,050	16,252	7,352,715	14,384	6,318,694	11,074	5,281,620					
Horses.....	8,436	5,730,500	10,035	7,529,960	8,230	6,920,040	8,651	7,826,600	7,075	6,332,260					
Mules and asses.....	40,130	8,325,350	43,722	12,036,500	40,213	12,129,373	42,137	13,668,165	25,538	10,169,120					
Pigs and swine.....	19,346	1,934,600	42,334	3,337,540	43,533	3,925,370	22,984	2,068,560	36,227	3,240,430					
Sheep.....															
Other.....	385,015	5,775,225	{	387,868	10,860,304	308,927	8,619,956	309,916	7,747,900	239,378	5,565,694				
Butter.....	314,504	1,069,313	53,878	1,023,283	79,135	1,397,591	106,111	1,896,320	93,110	1,665,597					
Carriages and vehicles.....			317,207	1,972,160	371,157	1,254,511	372,965	1,118,845	404,940	1,214,850					
Charcoal, firewood and other combustibles.....				5,794,747				6,256,832							
Cheese.....	33,977,914	3,058,012	25,909,687	2,209,323	27,999,136	2,379,931	2,589,569	30,465,620	2,589,569	32,520,530					
Chemical products.....	1,769,800	4,424,725	1,885,761	4,242,462	1,717,364	3,931,568	1,778,485	4,061,591	1,778,485	1,738,837					
Clocks and watches.....				22,285,798				21,729,488							
Coal.....				4,452,804				5,174,925							
Cocoa in the bean, not roasted.....	2,206,398	68,398,345	2,199,097	63,773,801	1,888,874	69,443,979	1,940,864	62,107,640	2,053,736	65,783,543					
Coffee.....	6,101,712	12,441,007	5,636,821	12,315,497	5,651,776	11,760,675	6,272,603	13,213,081	5,980,305	12,375,104					
Coke and briquettes.....	10,924,406	21,848,600	12,338,266	26,236,972	11,291,537	20,333,210	12,416,350	22,351,008	12,279,156	22,104,292					
Colours, dyes and varnishes.....	145,288,347	4,593,439	228,101,334	8,211,648	247,045,833	9,387,742	277,780,944	10,555,676	297,654,123	13,310,856					
Cork and mfrs. of.....				14,160,505				13,504,893							
Cotton—				2,898,637				2,693,579							
Raw.....	76,379,728	104,630,637	87,033,976	130,552,240	91,883,753	137,386,851	94,912,252	142,368,377	70,571,648	109,386,054					
Yarn and thread.....	472,729	3,815,261	451,581	5,092,915	386,306	3,825,052	304,852	2,836,659	247,973	2,348,517					
Manufactures.....				9,777,194				13,544,350							
Earthenware, chinaware and porcelain.....				2,711,965				3,004,666							
Eggs.....	1,857,316	2,043,018	2,696,149	4,044,223	3,563,768	5,345,652	3,689,522	5,534,233	4,186,071	3,453,732					
Electrical machinery and apparatus.....								17,768,629							
Feathers.....	25,522	611,390	27,022	12,657,630	15,726	701,817	14,191	15,273,648	10,994	16,557,000					
				843,388				884,030							

1 GEORGE V., A. 1911

SPAIN.

TOTAL Quantities and Values of the Principal Articles of Merchandise Imported, &c.—Continued.

ARTICLES.	1905.		1906.		1907.		1908.		1909.	
	Quantity.	Value.	Quantity.	Value.	Quantity.	Value.	Quantity.	Value.	Quantity.	Value.
Fertilizers..... Kilogs.	205,335,377	41,067,076	287,010,386	25,125,712	248,827,497	34,566,641	266,496,351	42,981,394	262,982,536	Pesetas. 38,615,653
Fish—										
Cod and stock fish, salted "	37,432,478	26,951,384	43,072,462	32,735,070	42,126,717	33,701,374	48,019,385	38,415,508	48,972,039	36,729,029
Fresh..... "	6,959,912	2,783,965	6,121,549	2,081,326	5,062,896	1,721,385	4,551,891	1,547,644	5,071,863	1,721,433
Salted, smoked and pickled..... "	586,383	334,238	757,203	340,741	644,246	289,911	604,748	272,137	425,889	191,650
Flax, hemp, jute and ramie—										
Raw..... Kilogs.	24,262,574	11,479,098	35,490,511	18,863,459	20,640,747	12,609,267	33,287,827	17,608,130
Yarn..... "	5,173,959	6,834,143	4,104,793	6,564,578	5,635,264	6,879,238	6,721,946	7,630,263
Manufactures..... Kilogs.	1,365,810	546,234	1,575,717	2,632,042	2,058,230	1,359,225	2,133,958	1,432,788	2,188,531	1,355,855
Glass and glassware.....	3,616,411	4,825,567	4,825,567	5,248,082	5,032,661	4,467,923
Grain—										
Maize..... Kilogs.	48,368,575	7,980,815	67,261,690	11,434,487	115,630,702	19,657,219	84,332,944	14,336,690	162,848,809	27,684,238
Pease, chick..... "	10,209,219	5,717,163	18,786,345	10,520,353	14,076,593	7,038,297	7,890,844	3,156,338
Wheat..... "	884,936,034	207,971,718	525,613,495	115,634,969	116,773,041	24,522,339	78,986,019	16,587,064	96,068,384	20,174,361
Wheat flour..... "	58,967,577	13,193,869	14,381,535	4,602,106	61,790	19,155	15,297	4,742	56,030	17,369
Gutta-percha, India-rubber and mfrs. of.....	5,833,025	9,146,461	7,935,953	9,102,483	8,957,776
Hats and caps.....	756,063	758,835	761,090	981,910	866,538
Hides and skins—										
Untanned..... Kilogs.	6,462,552	13,894,487	7,838,516	19,364,089	7,838,172	19,291,471	8,341,988	20,402,349	7,680,508	18,835,545
Tanned..... "	395,152	6,754,872	420,928	8,064,465	403,862	6,666,291	430,138	6,694,206	453,717	7,353,288
Horn, whalebone, celluloid, &c., and mfrs. of.....	1,293,135	883,294	1,924,175	1,457,278	1,547,747
Machinery and apparatus—										
Agricultural.....	2,126,006	2,425,431	2,703,933	3,778,963	4,377,149
Engines, steam and gas.....	13,254,980	2,827,767	4,510,451	2,073,369
Fly-wheels of all kinds.....	151,159	530,128	594,677	428,895
Hydraulic motors.....	421,914	1,016,629	1,075,952	987,262
Locomotives.....	1,638,877	3,650,242	6,296,168	7,362,218	10,433,388

SESSIONAL PAPER No. 10f

Machine tools.....	818,123	2,996,344	2,484,558	3,055,899
Pumps.....	690,066	1,648,005	1,466,766	1,413,831
Sewing machines.....	3,373,509	3,691,369	3,285,241	3,728,821
Other machinery, &c.....	30,778,384	26,264,538	30,452,324	28,073,667
Meat:—				
Birds, living and dead	4,600,904	4,604,427	4,201,748	3,904,240
and small game.....Kilogs.	3,276,050	2,052,309	1,324,399	468,607
Pacon and hams.....	2,631,101	2,400,989	2,250,994	
	1,214,384	783,688	277,282	
Metals:—				
Copper and alloys thereof.....	7,744,500	10,665,152	12,852,483	15,865,595
Gold, silver and platinum.....	3,554,749	2,298,159	2,558,998	2,322,306
Iron and steel.....	5,938,557	8,197,551	7,619,458	6,976,280
Unmanufactured:—				
Arms.....	345,372	263,330	326,689	253,011
Articles of iron wrought and				
stamped.....	6,471,553	6,951,577	7,322,436	7,442,010
Cast iron.....	2,076,681	1,782,674	1,673,896	1,424,685
Hardware.....	8,115,122	5,802,976	5,409,066	5,459,133
Smallwares.....	8,669,572	8,258,339	8,131,797	8,877,037
Wire and wires, of.....	1,703,594	1,906,781	2,293,561	2,322,629
Other metals and alloys thereof:				
Tin in ingots.....Kilogs.	4,263,989	5,054,127	4,935,925	4,614,717
Other metals and alloys.....	4,373,700	2,466,301	2,643,356	1,754,851
Milk, condensed.....Kilogs.	302,636	2,749,603	1,900,922	2,290,174
Musical instruments.....	877,661	1,134,210	1,214,441	1,092,016
Oils:—				
Oleomapha, mineral lub-				
ricating oils, vaseline,				
and mixtures of these				
products with animal or				
vegetable oils or fats.....Kilogs.	3,551,865	4,497,986	3,644,834	3,452,684
Petroleum and mineral				
oils.....	12,276,023	5,798,983	6,629,474	8,441,865
Optical, mathematical, scientific,				
&c., instruments.....	2,034,657	2,209,562	1,812,348	2,071,759
Paper:—				
Pulp for paper making,				
cuttings of paper and				
paper waste.....Kilogs.	5,920,633	7,116,608	6,890,660	5,967,651
Cardboard and miscellaneous				
paper.....	823,598	643,420	597,668	650,883
Paper in crude condition.....	1,939,441	1,367,427	1,517,507	1,264,149
Paper, prepared.....	775,318	1,348,049	1,371,369	1,626,770
Printed and engraved paper and				
photographs.....	4,435,823	4,744,646	4,737,683	4,715,793
Wall paper.....	603,165	709,111	602,876	594,804

SPAIN.

TOTAL Quantities and Values of the Principal Articles of Merchandise Imported, &c.—*Concluded.*

ARTICLES.	1905.		1906.		1907.		1908.		1909.	
	Quantity.	Value. Pesetas.	Quantity.	Value. Pesetas.	Quantity.	Value. Pesetas.	Quantity.	Value. Pesetas.	Quantity.	Value. Pesetas.
Paraffine in lumps..... Kilogs.				2,275,777	2,582,771	2,634,426	2,469,074	2,246,857	2,380,834	2,261,792
Perfumery..... "	182,807	1,402,436	2,231,154	1,874,961	201,361	1,812,249	165,560	1,489,950	209,022	1,881,198
Phosphates of lime (natural) .. "			19,592,979	666,161	78,710,474	2,076,156	118,293,385	4,019,942	90,570,020	3,079,381
Sausage casings..... "			3,287,254	2,896,321	1,527,914	3,437,806	1,632,650	3,673,463	1,748,466	3,934,048
Seeds, sesamum, linseed and other oleaginous seeds..... "			45,409,861	19,072,142	55,370,771	24,916,847	59,038,627	26,864,382	63,168,136	26,530,617
Silk :— Raw..... "	11,091	534,550	24,222	714,103	19,540	902,019	27,842	989,881	18,583	900,646
Twist or yarn..... "				9,303,166		8,559,907		9,810,168		8,203,242
Manufactures..... "				10,121,632		11,027,387		12,319,201		11,069,633
Stearine..... Kilogs.			509,136	667,147	473,784	626,716	540,345	702,488	512,492	680,163
Spices..... "			800,934	2,290,518	850,626	2,160,684	912,822	2,312,010	800,130	2,106,777
Spirits and wines..... "	759,235	1,980,127		1,611,387		1,611,774		1,585,250		1,578,935
Stones and earths employed in building arts and industry :—										
Lime of all kinds, cement and puzzolana..... Kilogs.			23,755,135	1,425,308	59,278,322	3,556,699	63,297,550	3,796,053	52,173,720	3,130,423
Marble, jasper and alabaster..... "		7,608,045	6,632,228	925,918	7,107,217	870,476	6,601,086	847,365	5,225,819	693,928
Other stone and earths..... "			110,091,998	5,604,600	51,273,543	2,563,677	57,685,197	2,884,259	60,520,286	3,026,014
Tallow and other animal fats..... "	13,187,246	12,264,102	13,279,115	11,951,204	14,853,801	11,884,643	12,876,973	10,301,579	14,345,006	11,476,005
Tar, mineral, pitch and unrefined crocote and asphalt, bitumens and schists..... "	25,037,366	2,002,989	14,639,741	1,171,179	26,827,109	2,146,169	31,146,152	2,491,692	24,146,110	1,931,689
Toys and games, common..... "	97,637	683,459	94,449	1,360,859	102,267	1,124,937	83,561	835,610	90,760	967,600
Typewriters..... "				462,009		770,395		1,088,303		1,371,029
Veggetables..... Kilogs.	3,640,856	436,903	3,553,914	462,009	5,926,113	770,395	7,482,113	922,675	12,064,047	1,568,326
Vessels..... "				7,572,552		9,015,494		18,238,915		29,908,709
Wax..... Kilogs.		3,433,203	206,604	341,075	464,625	684,720	454,830	1,235,834	415,215	1,123,885
Wood :— Unmanufactured—										
Planks, boards, beams, &c., of common wood. Cub. metres	429,487	32,211,525	460,002	29,278,099	538,075	34,912,376	523,910	34,439,815	534,855	34,485,762

SESSIONAL PAPER No. 10f

All other wood unmanufactured	11,079,071	7,688,057	9,534,331	10,563,664	11,415,470
Manufactured—					
Paraffine	3,305,851	1,214,679	665,083	711,004	834,604
Other wood manufactured	7,643,119	1,504,872	1,969,307	4,780,736	2,214,388
Wood:—	1,710,115	8,109,878	8,728,288	12,713,544	11,310,189
Yarn	650,300	788,177	254,511	496,673	469,755
Manufactures	7,688,165	10,942,588	8,395,677	7,699,246	6,521,165
Total value of principal and other articles imported	1,087,661,953	1,056,090,154	997,373,660	1,070,363,403	1,049,999,158

SPAIN.

TOTAL Quantities and Values of the Principal Articles of Merchandise Exported during the Years ended December 31, 1905 to 1909, inclusive.

NOTE:—Peseta=19·3 cents. Kilog=2·204 lbs. Litre=2199 galls.

ARTICLES.	1905.		1906.		1907.		1908.		1909.	
	Quantity.	Value. Pesetas.	Quantity.	Value. Pesetas.	Quantity.	Value. Pesetas.	Quantity.	Value. Pesetas.	Quantity.	Value. Pesetas.
Animals:—										
Cattle.....No.	46,766	9,353,200	45,752	9,150,400	43,970	10,492,500	45,821	11,455,250	64,300	16,075,000
Horses....."	9,638	3,163,300	8,702	3,480,800	7,833	3,133,200	8,568	3,425,200	4,345	1,738,000
Mules and asses....."	44,668	6,860,600	37,392	5,933,050	36,250	5,812,500	40,611	6,932,700	14,816	2,861,700
Sheep....."	50,836	711,704	49,690	695,660	46,344	648,816	82,383	1,153,362	50,019	706,266
Swine....."	51,188	3,583,160	37,097	2,997,760	39,092	3,127,300	68,014	5,441,120	38,013	3,044,040
Arms....."	7,564,139	7,564,139	9,725,581	6,021,304	6,304,225	6,721,652
Boots and shoes....."	14,772,480	14,772,480	9,833,356	11,380,496	7,545,356	7,081,152
Bricks, common, and paving stones.....Kilogs.	13,734,619	1,648,154	14,271,589	1,712,590	16,586,891	1,990,427	13,429,209	1,342,920	10,145,156	913,064
Cement....."	2,898,048	86,941	6,607,589	198,227	82,983,869	2,489,516	7,250,156	217,505	8,250,680	247,520
Cork....."	39,454,481	44,092,792	50,899,511	43,157,889	33,044,117
Cotton:—										
Yarn.....Kilogs.	229,015	1,603,105	237,589	1,663,123	324,084	1,458,378	301,289	1,355,800	339,485	1,527,682
Manufactures.....Kilogs.	50,675,001	44,613,865	55,639,639	53,453,751	63,250,284
Esparto grass.....Kilogs.	40,281,307	4,430,944	39,506,915	4,345,760	41,762,812	4,533,969	37,997,463	4,179,721	35,722,780	3,929,506
Fish: Fresh and salted.....Preserved	5,268,315	4,299,074	4,430,131	7,042,390	6,334,236
.....	46,000,737	32,873,130	31,383,321	27,648,742
Fruits and nuts:—										
Almonds.....Kilogs.	9,914,425	18,129,991	8,601,024	15,883,859	10,890,377	19,492,170	10,179,788	19,000,242	14,699,119	26,182,627
Grapes....."	48,504,107	16,976,437	41,252,031	6,948,920	68,290,178	11,397,375	37,618,668	10,010,395	45,195,436	14,521,521
Melons....."	11,638,555	1,629,398	12,630,229	1,768,232	10,980,719	1,537,301
Olives....."	7,644,631	5,733,023	7,630,666	5,722,999	8,098,964	6,074,223	11,622,248	8,716,686	7,405,635	7,405,635
Oranges....."	313,607,508	47,041,126	392,706,913	58,906,037	469,297,506	70,394,626	466,289,413	55,948,729	498,051,179	56,166,141
Peanuts....."	5,244,369	2,097,747	3,566,503	1,426,601	4,809,711	1,971,952	4,246,105	1,740,903	5,223,858	2,087,305
Raisins....."	30,244,897	21,171,428	20,120,342	14,064,379	27,368,765	19,151,135	26,376,373	18,463,467	29,374,174	16,155,796
Spanish nuts....."	7,784,419	5,838,314	8,038,475	6,028,856	7,490,767	5,618,075	5,190,669	3,892,951	9,656,834	7,242,626
Fruits preserved....."	2,747,571	2,747,571	1,634,841	1,654,841	1,605,849	1,605,849
Glass and glassware.....Kilogs.	1,182,831	1,235,776	1,021,501	1,493,165	1,588,777
Glycerine.....Kilogs.	977,379	1,308,330	1,147,268	1,606,175	869,542	1,017,364	555,586	665,703	1,043,467	1,252,160

STRAITS SETTLEMENTS.

VALUE of the Total Imports and Exports from and to each Principal Country during the Years ended December 31, 1905 to 1909, inclusive. (Including Coin and Bullion.)

NOTE:—Dollar=56·8 cents.

IMPORTS.			EXPORTS.						
1906.		1907.		1908.		1909.			
1905.	1906.	1907.	1908.	1909.	1906.	1907.	1908.	1909.	
1905.	1906.	1907.	1908.	1909.	1905.	1906.	1907.	1908.	1909.
34,011,810	35,212,518	49,434,985	37,592,442	33,361,067	57,214,868	78,283,369	75,625,713	65,013,406	64,188,280
2,389,244	7,686,440	6,878,088	6,176,586	5,266,908	1,768,331	1,560,130	1,534,585	1,404,190	1,737,587
45,311,730	41,943,462	42,354,776	34,611,345	34,526,301	13,440,362	19,154,177	17,835,160	16,205,377	16,824,223
8,730	29,070	32,280	14,791	35,906	288,479	351,351	249,105	275,430	303,629
30,228,872	30,915,051	32,260,198	25,410,689	27,556,576	14,920,165	14,122,423	12,539,285	10,160,046	10,929,437
76,828,738	76,476,120	74,451,648	77,685,639	75,351,799	37,655,055	39,531,506	41,587,500	47,529,734	44,616,153
5,188,410	5,045,887	5,016,755	4,568,904	5,189,428	3,883,089	3,574,097	3,940,804	3,240,119	3,342,612
2,121,354	5,947,646	1,947,389	1,794,870	1,868,331	3,372,783	4,473,478	5,222,899	7,176,558	7,636,661
196,088,888	203,256,744	212,340,119	187,855,386	183,126,371	132,423,132	161,000,531	158,335,051	151,004,850	149,578,582
1,521,902	1,290,737	1,675,086	948,122	1,136,617	2,574,238	3,613,585	2,790,896	2,601,384	2,492,256
2,300,235	2,379,248	2,375,789	1,707,345	1,599,215	1,464,318	1,520,854	2,390,468	2,260,424	3,130,435
6,551,241	6,443,760	6,834,257	6,199,501	6,991,917	4,089,728	4,595,691	4,636,194	3,004,417	3,609,719
1,618,482	1,735,860	1,654,721	1,608,574	1,595,064	10,937,264	10,834,071	10,465,639	9,748,159	6,337,678
5,751,823	5,989,671	8,070,601	9,726,479	11,673,723	2,361,528	2,638,394	3,037,446	2,071,275	2,009,776
5,616,647	5,586,471	6,306,845	4,383,350	4,486,734	6,739,549	6,694,277	6,703,756	5,684,262	8,706,960
2,311,500	2,407,149	2,661,192	2,002,961	1,999,040	1,706,954	1,563,146	1,541,603	1,691,264	2,701,741
3,044,008	2,400,077	2,826,333	2,437,714	2,159,468	4,324,764	4,098,120	5,275,437	3,645,522	2,405,934
6,383,728	5,045,709	6,945,958	6,727,178	6,753,790	2,434,817	2,390,717	2,594,855	3,253,661	2,686,961
14,653,119	12,789,228	13,283,551	2,796,078	3,180,916	6,927,097	6,216,894	7,009,480	1,652,793	1,627,897
50,110,550	51,021,753	49,645,632	46,573,342	48,995,710	46,247,317	45,652,711	45,604,915	41,605,215	42,083,018
421,797	298,319	437,310	903,674	861,225	1,053,475	765,010	816,067	1,383,584	1,483,786
16,300	35,630	73,362	10,341	25,925	4,102,794	2,594,429	4,060,966	3,034,863	2,948,610
31,087,403	34,258,545	30,180,867	37,545,897	34,574,278	16,579,917	18,805,811	17,363,649	17,363,649	14,829,389
3,284,160	2,697,630	3,592,494	3,511,077	3,325,176	36,288,289	34,629,275	28,459,060	21,078,801	31,408,096
1,442,623	1,671,760	1,500,085	962,320	963,258	2,705,454	3,372,293	2,643,178	2,704,001	3,089,183
136,144,928	136,051,547	138,230,083	128,540,553	130,232,056	150,537,553	150,005,278	146,766,856	122,813,274	131,604,439
196,088,888	203,256,744	212,340,119	187,855,386	183,126,371	132,423,132	161,000,531	158,335,051	151,004,850	149,578,582
332,233,816	339,308,291	350,570,202	316,395,939	313,358,427	282,960,685	311,005,809	305,301,907	273,818,124	281,183,021
12,803,973	13,292,353	13,921,580	14,889,118	14,500,548	13,287,246	13,444,222	14,263,644	13,979,316	13,073,446
345,037,789	352,550,644	364,491,782	331,285,057	327,858,975	296,247,931	324,450,031	319,565,551	287,797,440	294,256,467

COUNTRIES.

British Empire.

United Kingdom:.....
 Australasia.....
 British India.....
 Canada.....
 Hong Kong.....
 Malay States.....
 Sarawak.....
 Other British Possessions.....

Totals, British Empire.....

Foreign Countries.

Austria-Hungary.....
 Belgium.....
 China.....
 France.....
 French Possessions.....
 Germany.....
 Holland.....
 Italy.....
 Japan.....
 Malay Peninsula.....
 Netherlands India.....
 Philippines and Sub-Archipelago.....
 Russia.....
 Siam.....
 United States.....
 Other Foreign Countries.....

Totals, Foreign Countries.....
 Totals, British Empire.....
 Inter-settlement trade.....
 Grand totals.....

STRAITS SETTLEMENTS.

TOTAL Quantities and Values of the Principal Articles of Merchandise Imported during the Years ended December 31, 1905 to 1909, inclusive.

NOTE:—Dollar=56·8 cents. Pikel=133½ lbs.

ARTICLES.	1905.		1906.		1907.		1908.		1909.	
	Quantity.	Value. \$	Quantity.	Value. \$	Quantity.	Value. \$	Quantity.	Value. \$	Quantity.	Value. \$
Animals.....										
Apparel, hosiery and millinery.....		4,724,249		5,180,350		4,737,375		3,118,824		3,278,001
Coal.....		3,782,309		3,956,414		3,656,052		3,169,688		3,038,544
Tons.....		7,287,508		6,677,840		6,279,815		7,512,564		6,487,240
Coffee.....		1,646,146		62,303		1,261,927		1,301,955		1,296,498
Pikels.....		6,261,112		1,072,458		9,870,216		1,283,034		10,025,321
Cotton goods—										
Dyed.....		3,585,873		1,013,117		4,737,375		3,118,824		2,509,475
Plain.....		11,899,494		2,676,656		8,656,052		7,146,533		8,062,970
Printed.....		2,651,870		632,850		2,379,815		1,510,232		1,829,740
Sarongs, stendangs and kains.....		5,564,502		3,259,570		3,259,570		4,240,123		4,903,818
Other.....		3,788,904		3,714,626		2,479,947		1,856,769		3,068,328
Drugs and medicines.....		2,342,891		1,399,006		2,342,891		239,242		2,025,165
Barthenware.....		1,318,935		1,399,006		1,399,006		239,242		282,188
Fish.....		9,547,240		9,332,827		9,332,827		8,652,824		9,645,242
Fruits.....		1,334,876		1,467,072		1,467,072		1,200,002		1,179,796
Gambier.....		4,738,804		588,743		4,511,093		4,413,994		5,170,024
Grains &c. :—										
Beans and peas.....		1,311,945		292,915		1,406,406		1,486,257		1,725,106
Brah.....		2,024,806		1,118,802		2,121,892		2,192,836		1,781,988
Padi.....		1,463,953		912,472		2,260,365		2,820,032		2,453,696
Rice.....		32,807,166		7,959,426		34,136,846		37,266,767		37,092,042
Wheat flour.....		2,781,866		565,624		3,037,353		2,868,993		3,236,895
Other grains.....		380,373		452,069		452,069		391,955		403,114
Gums, dyes and resins.....		13,524,726		14,076,969		14,076,969		10,213,259		16,076,927
Gummies.....		4,878,480		4,345,067		4,345,067		3,406,497		2,501,885
Hides, raw.....		2,601,677		2,702,315		2,702,315		2,567,942		3,077,086
Lead.....		1,182,956		73,239		1,627,678		1,379,354		1,060,419
Malt liquors.....		1,282,197		83,456		1,064,245		883,247		974,114
Matches.....		1,845,673		83,456		1,680,010		1,125,457		1,547,360

STRAITS SETTLEMENTS.
 TOTAL Quantities and Values of the Principal Articles Imported for Consumption, &c.—Concluded.

ARTICLES.	1905.		1906.		1907.		1908.		1909.	
	Quantity.	Value.	Quantity.	Value.	Quantity.	Value.	Quantity.	Value.	Quantity.	Value.
Metals—										
Unmanufactured:—										
Tin..... Pikuls			32,818,538	295,951	25,609,395	209,552	14,072,226	250,890	16,849,348	
Tin ore..... "			49,697,056	963,072	54,517,392	1,152,542	53,145,161	1,038,520	50,753,950	
Other.....			175,515		194,637		297,019		248,312	
Manufactured.....			10,495,997		13,493,143		11,242,668		10,165,549	
Milk, condensed..... Cases			1,591,833	212,011	1,767,352	215,296	1,757,423	235,113	1,873,482	
Nuts..... Pikuls			1,470,693	214,250	1,325,141	228,578	1,397,906	224,739	1,306,650	
Oils.....			3,668,967		6,372,069		6,016,015		6,142,007	
Opium.....			10,008,284		11,155,571		9,159,279		8,787,511	
Paper.....			1,834,576		1,639,757		1,218,418		1,515,076	
Provisions.....			2,649,545		3,004,864		2,708,508		2,596,548	
Rattans.....			4,001,755	503,387	3,926,993	476,761	3,079,927	435,049	3,164,520	
Sago.....			1,799,205	891,734	2,257,250	936,479	2,284,891	1,010,313	2,614,830	
Silk goods.....			2,629,583		2,507,193		1,866,161		2,420,953	
Spices.....			15,342,086	1,246,795	13,030,119	1,254,579	10,250,393	1,238,634	9,914,269	
Spirits and wines.....			3,219,926		3,071,081		2,500,930		2,631,516	
Sugar.....			7,344,185	993,881	5,228,089	803,565	4,939,128	1,065,248	6,638,182	
Tapioca.....			3,819,133		4,366,463		1,377,737		1,080,779	
Tea.....			1,932,267	58,533	1,876,463	55,456	1,692,399	53,701	1,619,562	
Textile materials.....			1,381,268		1,210,321		1,404,789		1,229,967	
Tobacco.....			6,799,570		7,040,922		6,413,391		7,482,226	
Vegetables.....			1,467,617		1,780,551		1,472,880		1,493,773	
Wood, unmanufactured.....			1,499,789		1,611,930		1,519,021		1,283,983	
Woollen goods.....			874,855		1,418,743		729,856		495,238	
All other articles.....			12,044,544		12,808,252		29,172,520		24,249,596	
Totals (mdsc).....			317,127,337		321,506,321		296,612,744		301,313,739	
Coin and bullion.....			22,180,934		29,063,081		19,783,195		12,044,628	
Total imports.....			339,308,291		350,570,202		316,395,939		313,358,427	
Inter-settlement trade.....			13,222,353		13,921,580		14,889,118		11,500,548	
Grand totals.....			352,530,644		364,491,782		331,285,057		327,858,975	

SESSIONAL PAPER No. 10f

STRAITS SETTLEMENTS.

Total Quantities and Values of the Principal Articles of Merchandise Exported during the Years ended December 31, 1905 to 1909, inclusive.

Note:—Dollar = 56·8 cents. Pikel = 133½ lbs.

ARTICLES.	1905.		1906.		1907.		1908.		1909.	
	Quantity.	Value. \$	Quantity.	Value. \$	Quantity.	Value. \$	Quantity.	Value. \$	Quantity.	Value. \$
Animals.....										
Apparel, hosiery and millinery.....		2,117,530		2,385,077		1,977,632		1,977,632		2,063,875
Bêche-de-mer.....		1,750,653		1,897,462		2,049,000		2,049,000		1,847,814
Pikuls		650,735		464,897		5,175		363,587		216,648
Coffee.....		1,391,746		1,130,588		51,691		1,185,645		1,055,362
" "		5,939,650		9,447,709		1,300,828		9,199,638		9,938,903
Cotton goods:—										
Dyed.....		3,632,591		4,198,866		781,965		2,466,994		902,709
Plain.....		5,746,201		5,033,722		1,299,462		4,214,729		3,988,649
Printed.....		2,201,117		2,601,392		237,685		2,059,057		1,258,810
Stronges, slendangs and kains.....		3,442,255		3,032,340		2,476,389		2,476,389		1,698,888
Other.....		5,782,577		2,319,470		1,352,769		2,107,488		2,402,090
Curry stuffs.....		1,414,945		1,352,769		1,180,042		1,180,042		1,831,128
Drugs and medicines.....		1,094,788		1,243,259		1,079,888		1,079,888		1,270,337
" "		8,794,199		8,315,700		8,389,988		8,389,988		829,292
Fruits.....		3,770,032		3,875,342		3,127,227		3,127,227		2,685,611
Gambier.....		5,720,652		4,828,602		538,293		4,526,579		5,569,683
Pikuls										
Grams, &c.—										
Beans and peas.....		934,718		1,068,691		252,559		1,173,093		1,353,223
Bran.....		1,398,771		1,426,874		620,612		1,260,488		1,172,530
Rice.....		30,932,029		34,659,419		8,131,636		37,328,905		37,104,839
Wheat flour.....		1,408,531		1,522,286		253,842		1,450,327		1,451,029
Other.....		289,939		694,081				387,279		433,792
Gums, dyes and resins:—										
Borneo rubber.....		3,686,727		2,857,048		19,896		1,714,346		1,872,236
Copal.....		2,633,600		2,753,533		139,258		2,128,009		1,783,253
Gutta percha, including										
Para rubber.....		5,353,452		7,998,278		55,493		6,601,314		11,712,511
Gutta inferior.....		1,243,002		1,688,289		103,150		603,179		2,539,107
Other.....		2,699,065		2,284,402				1,491,555		2,644,048
Gummes.....		4,321,908		3,761,259				2,380,752		1,677,537

STRAITS SETTLEMENTS.
TOTAL Quantities and Values of the Principal Articles of Domestic Produce Exported, &c.—*Concluded.*

ARTICLES.	1905.		1906.		1907.		1908.		1909.	
	Quantity.	Value.	Quantity.	Value.	Quantity.	Value.	Quantity.	Value.	Quantity.	Value.
Hides—Raw.....				\$						
Tanned.....					56,270	1,550,394	44,363	996,613	50,991	1,125,844
".....					35,565	1,589,991	40,643	1,856,923	55,984	2,730,548
".....					48,999	905,477	40,650	817,105	37,581	717,097
Matches.....					75,029	1,582,654	51,407	1,094,482	62,546	1,231,873
Metals:—										
Unmanufactured—										
Tin.....					956,233	83,207,807	1,064,367	71,727,890	1,030,049	70,698,202
Other.....						314,462		139,350		155,362
Manufactured.....						4,721,536		3,791,572		3,451,207
Oils.....						5,901,013		4,322,285		5,631,368
Opium.....						8,753,338		7,674,810		7,918,389
Provisions.....						1,683,065		1,947,896		1,725,216
Rattans.....					469,508	4,508,423	451,725	3,916,425	446,156	3,914,775
Sago.....					1,011,446	3,536,577	1,090,116	3,545,012	1,265,911	4,083,692
Spices:—										
Area nuts.....					924,687	5,714,728	799,248	3,481,153	949,796	4,315,147
Pepper.....					455,873	8,881,949	642,192	8,592,660	438,729	6,427,120
".....					39,776	1,089,751	46,179	987,016	43,461	902,270
Other.....						2,098,083		1,634,382		1,976,769
Spirits and wines.....					1,304,288	7,196,408	863,892	5,649,364	940,956	5,734,906
Sugar.....						8,221,564		4,283,011		3,832,596
Tapioca.....						1,278,231		1,045,735		1,068,151
Tea.....					37,474	1,217,530	33,453	1,287,795	34,295	1,337,200
Textile materials.....						2,343,019		1,660,863		1,658,631
Wood, unmanufactured.....						11,712,649		28,780,598		25,607,592
All other articles.....										
Totals (mdse).....						280,784,848		262,450,100		267,497,556
Coin and bullion.....						24,517,059		11,359,024		13,683,465
Total imports.....						305,301,907		273,818,124		281,183,021
Inter-settlement trade.....						14,293,644		13,979,316		13,073,446
Grand totals.....						319,595,551		287,797,440		294,256,467

SWEDEN.

TOTAL Quantities and Values of the Principal Articles Imported during the Years ended December 31, 1904 to 1908, inclusive.

NOTE.—Krona = 26 8 cents. Kilog = 2.204 lbs. Litre = 2.199 gall. Cub. Metre = 35.34 cub. ft.

ARTICLES.	1904.		1905.		1906.		1907.		1908.	
	Quantity.	Value.	Quantity.	Value.	Quantity.	Value.	Quantity.	Value.	Quantity.	Value.
		Kronor.		Kronor.		Kronor.		Kronor.		Kronor.
Animals—										
Cattle.....	3,520	565,290	4,179	731,230	5,944	838,980	4,725	1,538,900	4,817	1,555,900
Horses.....	2,254	826,850	1,545	610,550	2,030	734,100	2,448	2,069,000	1,953	2,643,500
Other.....		125,604		95,171		184,018		62,573		53,791
Bones, crude.....	12,274,558	795,871	12,034,366	849,928	15,170,844	1,132,631	176,564	15,502,446	8,943,354	1,030,003
Books.....		1,029,366		1,074,231		980,302		1,784,231		2,118,622
Bristles.....	49,895	307,101	56,109	334,218	69,511	406,722	91,489	627,670	70,168	438,160
Butter.....	592,358	1,007,009	413,673	765,295	596,981	1,122,324	679,687	1,155,468	125,023	225,041
Cheese.....	10,526,410	289,476	10,999,018	302,473	13,136,385	361,251	17,800,732	533,619	6,158,113	177,360
Coal.....	321,493	434,016	325,301	432,650	932,049	1,361,430	550,337	731,367	365,476	529,868
Cocoa.....	3,367,826	59,778,904	3,297,485	47,401,342	3,718,884	53,783,255	4,146,785	69,599,345	4,427,507	65,907,384
Cocoa.....	1,019,150	1,403,458	1,024,039	1,324,703	1,228,747	1,874,622	1,236,889	2,011,722	1,151,008	1,280,004
Coffee.....	27,429,263	21,669,118	30,053,538	27,049,984	35,087,306	29,122,464	32,258,410	24,930,017	30,366,359	22,814,138
Coke.....	113,390	4,025,349	113,452	2,552,669	137,286	3,432,148	254,770	5,837,640	263,338	5,343,597
Cotton—										
Raw.....	17,430,582	18,302,698	19,349,162	15,867,080	20,716,717	19,891,017	20,684,037	21,926,735	21,210,997	20,151,244
Yarn.....	1,015,195	1,844,002	1,152,818	1,869,169	1,380,751	2,534,006	2,661,795	2,661,795	1,354,233	2,348,597
Manufactures.....		6,661,201		6,841,594		7,696,030		10,907,082		8,633,127
Earthenware.....		3,231,817		3,419,069		3,148,084		2,527,692		2,113,433
Eggs.....	84,704,021	3,388,161	69,203,342	2,837,337	69,806,141	2,862,652	68,632,370	3,129,489	55,876,176	2,570,304
Embroideries.....		1,511,511		1,788,374		2,314,035		1,460,855		944,760
Fish: Fresh and salted.....	51,720,740	10,340,440	48,200,790	12,916,848	59,131,439	16,399,066	59,958,930	16,776,199	63,492,125	14,925,168
Oysters.....	1,840,882	1,233,391	1,941,055	1,339,328	2,769,937	2,271,348	2,478,848	2,131,000	2,216,450	1,861,721
Flax, hemp and jute—										
Raw.....	11,040,154	4,535,679	9,650,154	4,609,098	10,403,191	6,016,317	13,432,645	8,056,999	9,319,672	4,667,899
Yarn.....	908,548	964,526	604,836	695,840	431,422	3,133,979	621,921	795,067	338,280	414,410
Manufactures.....		2,299,268		2,908,328		3,409,448		5,078,866		3,928,722
Fruits.....		7,791,726		7,726,494		8,945,468		8,569,373		9,255,183
Fur skins.....	177,044	1,805,062	194,294	2,105,092	220,283	2,147,010	174,704	3,753,875	120,212	2,465,126
Glass and glassware.....	2,104,663	1,873,302	2,345,687	2,042,674	3,064,114	2,476,891	3,546,622	2,112,185	3,053,259	1,796,649
Grain and grain products—										
Barley.....	1,159,298	121,717	468,846	49,229	4,192,984	452,642	752,389	97,811	2,151,377	279,679
Beans.....	3,177,784	516,390	2,803,702	423,661	2,642,256	412,192	2,946,514	500,907	3,516,087	668,057

SWEDEN.
TOTAL Quantities and Values of the Principal Articles Imported, &c.—*Concluded.*

ARTICLES.	1904.			1905.			1906.			1907.			1908.		
	Quantity.	Value.	Kronor.	Quantity.	Value.	Kronor.	Quantity.	Value.	Kronor.	Quantity.	Value.	Kronor.	Quantity.	Value.	Kronor.
Saltpetre	414,751	165,900	Kronor.	256,922	94,769	88,056	212,739	473,673	204,109	474,673	898,865	204,109	651,940	325,970	898,865
Seeds	25,190,810	10,941,634		25,470,388	11,905,058	11,229,991	26,500,437	30,264,149	8,696,627	1,291,382	8,696,627	1,291,382	28,036,285	8,002,256	1,485,089
Stoddy	2,132,449	1,705,939		2,281,418	1,939,205	1,912,039	2,118,037	1,825,109	1,941,653	647,732	1,941,653	647,732	1,303,666	561,049	534,286
Stilk: Raw	33,900	1,694,391		33,483	1,742,660	37,691	1,912,039	40,683	1,839,631	97,885	1,839,631	97,885	31,269	130,961	130,961
Manufactures	125,556	4,619,944		146,727	5,521,803	6,724,820	168,598	180,381	7,304,912	398,992	7,304,912	398,992	153,538	653,443	653,443
Stocks and stockings	74,286	637,608		100,916	842,969	113,348	113,348	138,954	1,778,101	1,778,101	1,778,101	1,778,101	114,512	1,480,044	1,480,044
Spices	802,553	1,161,912		825,343	1,111,996	769,216	769,216	743,904	782,352	782,352	782,352	782,352	798,899	742,470	798,899
Spirits:															
Arrack	606,358	727,630		673,877	808,652	761,704	761,704	783,964	940,757	940,757	940,757	940,757	748,865	898,638	898,638
Cognac	870,222	939,840		1,037,827	1,193,501	1,130,034	1,130,034	1,231,373	1,416,079	1,416,079	1,416,079	1,291,382	1,485,089	1,485,089	1,485,089
Other	578,278	638,275		586,683	677,569	579,502	579,502	647,732	665,243	665,243	665,243	647,732	534,286	561,049	561,049
Sugar: Raw	4,988,486	997,699		22,131,080	6,211,071	4,411,608	4,411,608	970,582	398,992	398,992	398,992	398,992	522,082	130,961	130,961
Refined	248,798	67,175		1,315,325	460,364	421,147	421,147	343,427	97,764	97,764	97,764	343,427	653,443	653,443	653,443
Superphosphate	11,060,153	611,489		5,110,912	316,877	2,202,369	2,202,369	1,551,468	318,599	318,599	318,599	1,551,468	176,323	176,323	176,323
Syrup and molasses	13,416,888	2,929,215		15,862,275	3,172,456	15,918,586	15,918,586	7,783,946	2,146,800	2,146,800	2,146,800	7,783,946	2,176,114	2,176,114	2,176,114
Tallow	172,269	137,815		4,888,878	2,542,217	7,737,131	7,737,131	6,705,619	4,291,435	4,291,435	4,291,435	6,206,353	3,789,099	3,789,099	3,789,099
Tea	227,448	852,930		107,629	544,794	234,063	234,063	227,291	477,248	477,248	477,248	227,291	487,456	487,456	487,456
Tobacco: Unmanufactured	5,313,389	5,844,728		3,275,778	3,603,356	3,792,871	3,792,871	4,172,158	4,834,887	4,834,887	4,834,887	4,172,158	4,806,914	4,806,914	4,806,914
Manufactured	2,533,540	2,281,286		2,618,833	2,369,557	340,520	340,520	1,26,215	3,247,451	3,247,451	3,247,451	1,26,215	3,413,568	3,413,568	3,413,568
Wax	3,464,171	519,626		3,947,052	592,058	4,801,813	4,801,813	2,527,832	303,340	303,340	303,340	2,527,832	273,822	273,822	273,822
Wearing apparel	3,330,382	3,330,382		4,068,473	4,068,473	4,914,163	4,914,163	9,442,068	9,442,068	9,442,068	9,442,068	9,442,068	9,570,180	9,570,180	9,570,180
Wines: In bottles	504,782	1,297,287		532,423	1,440,420	639,326	639,326	644,447	1,597,975	1,597,975	1,597,975	644,447	530,136	1,440,285	1,440,285
In casks	2,393,839	2,393,839		2,304,709	2,463,383	2,463,383	2,463,383	2,373,538	2,596,368	2,596,368	2,596,368	2,373,538	2,387,784	2,387,784	2,387,784
Wood: Unmanufactured	305,909	3,373,012		356,355	4,028,156	279,563	279,563	349,972	7,591,949	7,591,949	7,591,949	349,972	442,933	8,223,372	8,223,372
Manufactured	1,885,613	1,885,613		1,948,315	1,948,315	2,273,549	2,273,549	2,273,549	2,736,993	2,736,993	2,736,993	2,273,549	2,154,446	2,154,446	2,154,446
Wool:															
Raw	4,749,773	14,528,754		4,694,381	15,768,774	17,913,598	17,913,598	5,442,071	17,870,020	17,870,020	17,870,020	5,442,071	5,387,079	13,865,491	13,865,491
Yarn	1,834,768	9,978,412		1,764,186	9,077,125	1,632,950	1,632,950	1,770,020	6,823,769	6,823,769	6,823,769	1,770,020	5,259,176	5,259,176	5,259,176
Manufactures	1,524,534	11,497,817		1,523,612	11,461,696	1,650,784	1,650,784	1,874,594	13,468,160	13,468,160	13,468,160	1,874,594	1,484,209	10,424,687	10,424,687
Total value of principal and other articles imported	578,453,187			582,084,457		644,227,836	644,227,836		682,104,613	682,104,613	682,104,613		698,632,257	698,632,257	698,632,257

SESSIONAL PAPER No. 10f

SWEEDEN.

Total Quantities and Values of the Principal Articles Exported during the Years ended December 31, 1904 to 1908, inclusive.

NOTE:—Krona = 26·8 cents. Kilog = 2·204 lbs. Cub. Metre = 35·34 cub. ft.

ARTICLES.	1904.		1905.		1906.		1907.		1908.	
	Quantity.	Value.	Quantity.	Value.	Quantity.	Value.	Quantity.	Value.	Quantity.	Value.
Animals:										
Cattle.....	18,322	2,563,875	21,460	3,271,075	19,977	2,841,875	11,475	2,430,280	9,767	1,852,840
Horses.....	1,361	663,050	2,772	1,363,800	6,525	2,952,650	5,794	2,641,000	3,991	1,916,000
Other.....	93,690	63,623	31,568	62,413	292,290
Books.....	750,458	748,865	873,709	1,390,969	1,399,173
Butter.....	19,570,095	55,226,171	18,432,320	35,574,378	16,199,066	31,912,160	17,339,618	33,638,859	18,157,629	37,223,139
Butter substitutes (margarine).....	470,951	447,403	455,568	432,790	658,642	658,642	1,194,841	1,266,531	461,763	489,469
Cement.....	27,509,236	715,240	38,503,586	1,001,093	45,939,754	1,194,954	18,052,781	540,985	34,164,608	1,024,577
Cotton: Yarn.....	511,221	528,948	465,704	709,172	327,024	593,520	294,899	990,767	384,742	598,509
Manufactures.....	222,583	854,233	154,682	589,777	146,419	533,835	118,241	526,116	99,327	463,811
Earthenware.....	2,396,354	1,337,883	32,027,476	2,540,978	35,721,938	2,818,852	36,112,479	3,942,593	2,368,681
Eggs.....	19,755,836	1,137,883	32,027,476	1,633,401	1,821,819	6,457,199	51,228,290	2,022,299	38,837,492	2,174,900
Fish: Fresh and salted.....	241,273	3,433,639	39,034,242	5,586,000	41,915,592	6,457,199	7,555,877	7,555,877	65,936,746	8,890,582
Lobsters.....	7,984,825	180,955	274,156	205,617	326,527	326,527	345,744	293,882	294,721	221,041
Fruits.....	47,588	2,434,825	4,907,962	1,489,943	6,138,737	1,864,213	4,358,649	1,775,246	10,410,624	2,443,316
Fur skins.....	410,260	35,357	513,988	40,876	497,985	61,968	1,157,945	61,406	390,941
Glass and glassware.....	3,491,000	12,789,000	3,139,000	11,937,292	2,978,345	15,121,161	3,287,311	12,483,625	2,426,746
Grain and grain products:										
Bran.....	549,630	67,055	643,819	64,332	533,310	52,531	5,297,029	5,222,592	4,482,871	445,641
Oats.....	745,110	76,374	2,788,948	292,840	6,163,694	711,006	13,222,962	1,586,755	8,959,180	1,030,306
Rye meal.....	3,896,180	395,580	2,368,650	260,552	2,484,322	329,436	4,744,911	569,389	2,350,882	270,351
Gutta-percha.....	456,824	2,743,799	7,860,507	5,114,094	559,451	3,637,990	1,243,540	2,263,511	1,468,666	2,063,882
Hides and skins, except fur.....	5,753,847	5,545,737	7,188,066	7,349,734	7,433,881	8,130,933	6,049,479	5,539,770	6,886,635	5,916,382
Machinery.....	15,761,655	15,463,146	20,563,223	25,437,285	25,770,621
Manures.....	1,522,633	87,033	1,823,047	200,855	230,611	21,375	820,859	48,387	897,155	94,024
Meats: Bacon and hams.....	2,613,494	2,660,717	2,060,717	2,163,753	523,791	639,025	1,737,090	1,712,003	2,783,772	2,583,865
Other.....	1,750,213	1,634,067	1,634,067	825,178	1,394,028	701,956	827,040	514,464	718,133	443,245
Metals:										
Unwrought and partly wrought:										
Copper.....	1,875,025	4,133,984	4,853,799	3,680,993	3,628,104

SWEDEN.

Total Quantities and Values of the Principal Articles of Merchandise Exported &c.—*Concluded.*

Articles.	1904.		1905.		1906.		1907.		1908.	
	Quantity.	Value. Kronor.	Quantity.	Value. Kronor.	Quantity.	Value. Kronor.	Quantity.	Value. Kronor.	Quantity.	Value. Kronor.
Metals—<i>Con.</i>										
Iron and steel:—										
Bar, bolt, hoop, &c. Kilogs.	181,478,646	25,343,693	202,536,190	30,212,539	207,072,672	32,442,367	200,303,563	34,352,306	167,663,152	27,626,679
Blooms. " "	27,760,713	2,456,843	43,828,597	5,463,379	43,082,198	3,373,986	43,333,121	6,028,510	26,563,360	3,588,580
Pig. " "	88,125,759	6,168,663	110,213,700	8,317,096	112,718,631	9,581,085	129,834,386	13,072,137	107,119,305	9,119,501
Other iron and steel. " "	8,981,141	632,566	13,339,314	1,031,274	16,426,296	1,243,190	11,893,042	1,228,638	7,580,103	999,281
Other metals, unwrought &c.		294,338		333,826		520,593		536,022		507,977
Wrought and wares:—										
Iron and steel.		13,352,944		16,062,252		19,546,025		13,947,998		13,348,288
Other metals, wrought, &c. Kilogs.		1,211,453		2,159,961		2,979,146		3,457,561		2,744,694
Oils.		108,258		523,674		285,115		486,592		910,381
Ores:—										
Zinc. 1,000 kilogs.	3,065,522	24,861,384	3,316,626	27,295,835	3,651,218	31,742,762	3,521,717	30,638,938	3,654,268	32,084,473
Other. " "	44,239	2,633,416	51,765	3,494,123	45,380	3,170,820	41,236	2,680,340	38,543	1,811,521
Paints and colours. " "	2,790	124,694	4,289	153,811	3,516	128,384	4,075	192,441	2,916	131,242
Paper.		158,827		186,870		251,675		301,527		316,498
Spirits and wines.		20,295,340		23,964,883		27,285,244		31,027,111		28,774,051
Stearine. Kilogs.	147,453	630,376		600,982		765,327		1,002,566		729,765
Superphosphates. " "	1,500	87	222,315	222,315	266,886	266,886	302,151	453,227	204,481	306,722
Wearing apparel.		231,164		172,724		104,764		349,225		498,682
Unmanufactured:—										
Beams and rafters, Cub. metres		6,318,174		6,371,335		8,810,433		8,384,114		6,292,701
Deals and planks, un- planed. " "		95,279,086		100,977,513		123,135,616		112,846,641		89,899,325
Masts and spars. " "		3,598,000		2,901,429		4,440,476		4,467,993		3,972,624
Pit props. " "		9,286,458		721,236		803,766		6,944,681		6,793,029
Other wood, unmanu- factured.		5,605,291		5,859,933		6,739,596		10,082,923		10,925,136

SESSIONAL PAPER No. 10f

490,914	627,272	654,370	738,880	Norway.....	1,909,303	2,479,237	2,719,503	2,585,971
67,166	76,026	126,703	91,536	Persia and Afghanistan.....	251,335	343,757	223,690	414,323
89,161	207,708	207,708	662,033	Philippines.....	2,450,002	2,960,853	2,460,942	1,908,099
101,323	341,302	422,783	373,789	Portugal.....	3,253,119	3,525,695	3,573,120	2,899,133
22,525,751	26,317,254	28,590,751	19,915,054	Roumania.....	6,065,083	6,516,137	6,786,288	6,265,189
77,075,155	70,074,353	49,576,198	82,412,412	Russia.....	31,576,461	33,403,985	32,843,828	34,267,514
	+	1,282,460	1,225,159	Servia.....	+	+	1,037,773	1,408,568
19,102,402	3,525,712	2,477,914	2,071,679	South America, other.....	2,346,214	3,217,224	3,252,985	3,111,147
1,672,470	9,235,694	12,529,058	12,246,313	Spain.....	13,980,407	18,240,050	18,467,416	18,188,278
3,334,940	1,867,308	2,091,789	1,820,392	Sweden.....	5,822,281	7,274,687	6,051,114	7,160,563
1,756,124	3,486,597	3,174,150	3,944,173	Turkey—Asiatic.....	3,935,650	3,138,138	2,616,929	2,631,296
56,924,370	1,810,595	1,678,327	1,965,482	European.....	5,916,467	6,011,467	5,118,078	5,191,431
	70,144,151	60,659,679	63,553,594	United States.....	136,204,194	159,561,159	111,796,015	116,274,012
				Other Countries.....
1,379,850,723	1,469,059,498	1,087,426,688	1,487,149,157	Totals.....	1,064,331,367	1,144,782,381	1,031,754,691	1,090,987,531
				Ships' use (exports only).....	6,794,167	8,155,878	6,677,631	6,678,253
1,379,850,723	1,469,059,498	1,487,426,688	1,487,149,157	Totals (merchandise).....	1,071,125,534	1,152,938,259	1,038,437,322	1,097,665,784
78,470,977	48,745,803	46,827,446	39,767,689	Gold and silver coin.....	28,490,899	36,041,858	21,365,553	33,893,590
1,458,321,700	1,554,194,432	1,538,976,603	1,642,107,228	Grand totals.....	1,099,616,433	1,188,980,117	1,059,802,875	1,137,559,334

* Included in Australia. † Included in Bulgaria. ** Included in Roumania. ‡ Included in Argentine Republic. †† Included in China.
 *** Included in Central American States. ††† Included in Sweden. †††† Included in Turkey—Asiatic.

SWITZERLAND.

Total Quantities and Values of the Principal Articles Imported for Consumption during the Years ended December 31, 1905 to 1909, inclusive.

NOTE :—Franc=19·3 cents. Kilog=2·204 lbs. Hectolitre=21·99 galls.

ARTICLES.	1905.		1906.		1907.		1908.		1909.	
	Quantity.	Value. Francs.	Quantity.	Value. Francs.	Quantity.	Value. Francs.	Quantity.	Value. Francs.	Quantity.	Value. Francs.
Animals—										
Horses, mules and asses. No.	17,749	10,810,000	15,864	10,705,000	15,422	10,292,879	15,498	10,184,028	16,364	10,582,063
Other " " " " " "	249,933	49,071,000	257,305	47,094,000	258,711	45,320,477	245,170	43,288,359	287,020	52,709,299
Bear in casks. " " " " " "	118,873	3,009,733	119,142	3,013,368	124,183	3,218,863	127,323	3,216,863	129,801	3,279,007
Books, printed " " " " " "	11,965,050	14,053,062	12,623,885	13,631,375	14,876,250
Bran. " " " " " " " " " " " "	*	117,111	1,395,359	1,240,594	2,610,092	1,548,120
Butter, fresh and salted " " " " " "	32,010	8,072,555	35,483	9,424,460	33,898	9,976,806	37,248	10,200,655	42,108	11,843,305
" substitutes " " " " " "	22,219	2,240,678	32,131	3,704,719	40,230	4,929,563	33,701	4,166,135	23,286	3,262,848
Cheese " " " " " " " " " " " "	25,086	3,331,890	25,138	3,522,275	31,972	4,973,290	29,777	4,802,035	27,402	4,795,565
Chemical products. " " " " " " " " " " " "	31,453,000	32,354,000	33,564,331	32,546,355	34,752,216
Clocks and watches. " " " " " " " " " " " "	4,334,286	4,409,220	5,190,296	3,834,816	3,883,217
Coal and coke. " " " " " " " " " " " "	18,338,773	53,732,000	20,624,114	61,608,000	24,166,404	77,963,410	23,272,113	76,443,354	21,378,162	70,873,146
" " " " " " " " " " " "	4,307,557	11,848,000	4,457,501	12,371,000	15,511,495	5,893,195	18,222,153	7,520,324	21,845,512
Cocoa, cocoa butter, chocolate and preparations of " " " " " " " " " " " "	53,408	7,337,723	80,196	16,012,314	87,327	22,790,753	72,650	13,078,324	85,106	12,828,098
Coffee, raw " " " " " " " " " " " "	88,889	11,100,000	111,646	13,560,000	113,082	12,852,638	109,102	19,332,373	118,198	13,117,010
Cotton, raw " " " " " " " " " " " "	239,704	34,808,000	237,614	41,310,000	256,777	50,517,685	232,004	37,151,550	237,613	48,008,262
" yarn " " " " " " " " " " " "	23,688	11,861,000	18,050	11,885,000	36,573	20,322,345	29,646	15,072,190	36,498	20,024,915
" manufactures. " " " " " " " " " " " "	66,621	44,899,000	62,632	49,765,000	79,591	61,816,283	58,891	41,238,695	74,863	51,292,719
Dye stuffs, colours and varnishes " " " " " " " " " " " "	139,020	7,574,000	146,321	8,593,000	139,538	8,702,756	135,378	8,017,334	134,564	8,080,800
Earthenware and stone-ware " " " " " " " " " " " "	7,921,365	7,775,108	8,727,839	7,953,066	7,473,484
Eggs. " " " " " " " " " " " "	13,646,000	14,382,000	15,558,180	16,392,383	16,975,285
Firewood. " " " " " " " " " " " "	1,449,838	3,338,912	1,577,908	3,964,064	1,662,618	4,317,480	1,664,233	4,276,473	1,421,390	3,606,728
Fish " " " " " " " " " " " "	41,812	7,253,315	35,522	5,439,030	42,002	6,673,370	48,737	7,265,280	47,475	7,217,835
Flax, hemp, jute, &c., and manufactures of " " " " " " " " " " " "	19,072,000	17,978,000	21,205,693	17,035,521	18,261,877
Flour of all kinds. " " " " " " " " " " " "	344,382	6,424,000	358,397	7,705,000	390,308	10,233,274	586,096	16,871,455	472,350	14,078,491

* Included under "Oilcake."

SESSIONAL PAPER No. 10f

Fruits and vegetables, fresh and preserved	23,141,000	24,844,000	26,624,910	21,277,333	28,571,650
Furniture	5,367,048	3,150,626	3,347,949	3,315,389	3,143,990
Glassware	6,065,788	7,808,940	8,321,412	7,926,506	7,933,167
Grain					
Barley	180,499	3,044,000	296,062	3,392,947	3,274,207
Maize	634,618	10,284,000	733,406	11,425,215	11,053,661
Oats	1,204,396	19,881,000	1,288,617	23,403,883	27,834,369
Wheat	4,367,639	83,239,000	4,407,833	78,514,054	103,620,222
Gutta-percha, caoutchouc and manufactures of	5,069,175	5,422,046	7,036,479	7,583,314	9,573,451
Hay	1,608,657	2,242,394	5,516,347	5,817,530	3,997,188
Hides and skins, raw	4,320,492	5,655,645	3,847,251	4,558,587	5,973,850
Instruments and apparatus	9,467,667	11,753,406	14,314,595	14,320,048	14,134,992
Jewellery	9,158,978	5,436,466	5,926,039	7,253,297	6,766,073
Leather	48,577	26,115,000	47,568	21,655,909	27,388,970
" manufactures	13,464	10,715,000	44,519	22,214,535	14,756,000
Machinery and locomotives	28,571,000	36,009,000	12,736	12,464,386	41,117,708
Malt	132,580	13,952,000	463,681	39,984,204	41,117,708
Measures	1,468,796	14,271,566	1,158,707	14,879,388	14,696,822
Meats, fresh, salted or smoked	80,934	10,937,725	81,006	9,630,607	9,170,769
Minerals, metals and manufactures of					
Copper	9,057	30,594,459	30,474,726	26,190,246	24,390,675
Gold unwrought	10,135	34,955,615	48,507,741	50,763,592	38,639,998
Iron and steel					
Ug	9,209,000	12,259,325	12,075,355	9,245,910	10,035,872
Wrought	36,713,000	95,320,999	93,661,442	72,037,274	69,213,836
Manufactures	33,733,000	3,707,484	4,003,656	3,374,486	3,200,268
Lead	2,835,468	12,351,864	12,430,992	7,326,630	7,294,435
Silver, unwrought	8,718,039	8,346,790	7,670,920	5,286,502	5,220,217
Tin	6,490,740	2,699,351	2,421,960	2,309,922	2,380,527
Zinc	2,485,456	4,049,700	4,659,549	4,645,097	5,028,558
Oilcake	5,397,498	207,847			
Oils					
Edible	3,881,715	5,981,580	7,579,219	8,167,793	7,617,791
Mineral petroleum	7,804,448	8,508,487	10,455,270	9,334,273	7,318,468
Vegetable	6,144,517	4,844,795	5,815,680	4,824,700	5,643,078
Paper and cardboard	11,258,626	10,703,811	12,506,385	12,621,507	12,815,030
Poultry, alive and dead	8,907,725	9,617,810	9,848,620	10,072,035	10,029,290
Silk					
Waste	13,856	7,331,000	6,598,850	5,704,800	7,430,390
Thrown and spun	37,135	130,615,000	39,638	138,850,702	157,963,314
Manufactures	3,693	13,493,000	3,694	13,941,348	14,701,058
Small wares	8,902,836	7,911,982	8,303,389	8,301,272	8,413,689
Straw, chaff, &c.	517,415	3,043,368	5,921,456	5,158,724	4,233,691
Sugar, raw	575,065	15,793,000	18,276,800	18,108,313	18,837,286
" refined	245,887	10,569,000	12,205,981	13,053,493	12,997,377
Tobacco	11,575,822	11,145,999	13,575,092	13,648,638	13,193,688

SWITZERLAND.

Total Quantities and Values of the Principal Articles Imported for Consumption, &c.—*Concluded.*

ARTICLES.	1905.		1906.		1907.		1908.		1909.	
	Quantity.	Value.	Quantity.	Value.	Quantity.	Value.	Quantity.	Value.	Quantity.	Value.
		Franks.		Franks.		Franks.		Franks.		Franks.
Vehicles.....	7,720,070	10,728,776	9,294,241	7,345,736	8,144,372
Wearing apparel.....	33,166	44,496,000	25,941	45,121,352	28,318	49,668,110	27,250	45,890,569	23,383	51,116,292
Wine in the cask.....	2,061,715	51,543,000	640,554	16,880,000	1,269,294	30,844,920	1,438,362	32,322,831	1,560,353	36,801,417
Wood for building.....	2,213,108	21,372,000	2,179,997	22,277,000	2,664,504	27,272,552	2,645,319	26,124,568	2,512,258	24,797,633
Wood pulp.....	†	52,301	1,303,234	64,456	1,591,022	71,673	1,771,386	68,824	1,643,196
Wool, raw.....	58,748	22,677,000	72,306	28,038,000	61,617	21,831,505	65,255	21,156,495	68,745	25,361,260
Woolen yarn.....	13,304	9,890,000	12,548	9,693,000	13,326	10,044,810	13,739	9,713,963	16,171	12,320,975
Manufactures.....	43,031	39,858,000	33,359	36,865,000	36,813	42,176,171	32,492	35,866,944	36,241	41,108,651
Total value of principal and other articles imported.....	1,379,851,000	1,463,059,000	1,687,426,688	1,487,149,157	1,602,139,539

† Not separately stated.

SESSIONAL PAPER No. 10f

SWITZERLAND.

Total Quantities and Values of the Principal Articles of Domestic Produce Exported during the Years ended December 31, 1905 to 1909, inclusive.

Note:—Franc=19.3 cents. Kilog=2.204 lbs.

ARTICLES.	1905.		1906.		1907.		1908.		1909.	
	Quantity.	Value.	Quantity.	Value.	Quantity.	Value.	Quantity.	Value.	Quantity.	Value.
		Francs.		Francs.		Francs.		Francs.		Francs.
Animals:—										
Horses, mules and asses.... No.	2,349	1,983,000	1,651	1,478,000	1,350	1,140,498	1,525	1,314,405	1,653	1,330,292
Other.....	40,282	12,829,000	51,348	21,141,000	29,880	12,451,573	37,265	13,228,478	27,520	9,816,336
Books, printed.....		3,963,000		3,457,000		3,731,769		3,660,068		3,867,255
Braut.....				1,070,559		1,310,651		1,052,286		1,46,364
Cheese.....	278,432	45,946,000	280,333	50,119,000	282,195	51,182,551	306,876	54,127,311	313,969	57,816,069
Chemical products.....	370,211	10,342,000	413,995	11,037,262	442,970	11,910,565	453,685	12,251,336	489,594	12,183,565
Cocoa, cocoa butter, chocolate and preparations of.....	80,689	31,853,961	99,762	36,706,338	101,323	34,117,573	79,659	28,701,866	96,480	32,502,780
Confectionery and sweetmeats.....	5,814	1,613,347	7,176	1,924,412	8,353	2,281,557	9,063	2,325,535	9,802	2,586,117
Cotton yarn.....	38,527	13,796,000	44,304	16,987,000	36,672	16,803,615	26,212	12,845,877	28,965	12,239,690
Cotton mfrs.—										
Piece goods.....	59,396	43,576,000	51,635	41,579,000	45,648	39,280,139	43,221	35,935,886	43,034	34,396,522
Kilboms, embroidery and lace.....	57,304	126,225,000	63,064	149,682,000	80,091	184,753,574	71,929	150,572,650	84,790	180,293,489
Dyes, coal tar.....	53,003	20,014,000	59,972	21,812,000	60,803	21,935,404	55,738	19,657,183	66,899	24,183,849
Flax, hemp, jute, &c., and mfrs. of.....	2,634	2,690,000	2,868	2,693,763	2,877	2,825,195	3,174	2,778,711	3,957	3,040,726
Flour of all kinds.....	49,560	3,195,000	47,745	3,506,000	49,615	3,804,313	48,174	3,686,153	41,714	3,329,157
Fruits and vegetables, fresh and preserved.....		3,560,428		9,743,907		5,402,363		6,555,376		5,447,827
Gutta-percha.....		1,133,654		1,513,678		1,701,471		1,704,652		1,849,357
Hides and skins, raw.....	82,363	13,735,000	86,902	16,943,000	98,041	17,635,310	103,918	16,835,645	103,479	19,650,318
Instruments and apparatus.....	3,933	8,700,000	3,168	8,017,344	3,236	9,384,828	3,265	10,532,883	3,242	10,598,830
Jewellery.....	2,365	1,362,000	3,292	2,223,000	2,508	2,095,523	2,591	2,391,735	2,912	2,856,880
Leather.....	6,155	7,760,000	6,222	8,421,000	5,780	8,332,628	5,881	8,537,130	6,520	9,653,505
Manufactures.....		3,142,774		3,148,528		3,222,139		2,891,483		3,087,336
Liquors.....		55,560,000		62,801,000		73,582,266		77,754,215		66,667,923
Machinery and locomotives.....		2,085,000		1,978,000		2,198,757		1,697,411		1,641,055
Meat, fresh and salted.....	8,270	2,085,000	7,361	1,978,000	8,334	2,198,757	7,030	1,697,411	6,857	1,641,055

SWITZERLAND.

Total, Quantities and Values of the Principal Articles of Domestic Produce Exported, &c.—Concluded.

ARTICLES.	1905.		1906.		1907.		1908.		1909.	
	Quantity.	Value.	Quantity.	Value.	Quantity.	Value.	Quantity.	Value.	Quantity.	Value.
		Francs.		Francs.		Francs.		Francs.		Francs.
Metals—										
Aluminum	6,698	2,283,685	8,256	3,285,151	6,272	2,541,376	8,569	1,925,874	18,335	3,631,420
Copper	17,415	3,562,849	27,846	4,399,021	30,116	5,446,712	31,280	4,953,015	32,233	5,165,024
Gold, unwrought	2,215	7,626,122	2,458	8,475,094	2,835	9,982,933	2,935	10,093,103	1,758	6,044,476
Iron		11,554,180		13,464,248		16,718,327		14,783,059		16,111,847
Lead	3,693	343,340	7,075	503,016	10,244	622,776	7,970	501,634	6,655	512,094
Nickel	892	159,132	1,264	279,577	1,016	239,638	982	220,157	1,155	234,362
Silver, unwrought	19,370	1,930,383	22,383	2,426,039	26,619	2,933,675	23,933	2,232,282	21,679	1,994,448
Tin	804	365,644	1,147	488,836	1,652	650,410	1,653	597,195	1,614	598,448
Zinc	6,400	391,081	9,823	501,468	8,675	428,417	13,876	499,113	13,522	531,056
Milk, fresh	71,377	1,128,318	81,183	1,324,695	103,753	1,748,870	117,129	2,007,117	128,769	2,275,180
" condensed	306,589	28,590,000	281,481	27,833,000	317,204	31,444,975	273,715	27,103,277	298,183	29,386,060
Paper and mfrs. of	14,507	2,723,000	16,350	2,532,731	18,187	2,823,192	13,833	2,602,073	13,182	2,678,953
Raw materials for the manufacture of paper	63,523	1,728,213	125,374	3,696,081	128,665	3,832,841	129,973	3,742,226	117,106	3,515,505
Silk, waste	6,134	1,686,000	7,148	2,070,000	7,549	2,811,533	7,394	2,334,406	9,081	3,065,890
" thrown and spun	27,546	85,427,000	32,485	105,369,000	31,874	121,469,503	28,874	98,294,647	33,936	109,767,733
" manufactures	28,529	163,377,000	26,928	154,978,000	26,927	170,573,287	25,136	150,810,028	27,260	153,686,688
Straw plait	5,309	9,272,000	9,368	10,278,000	7,240	8,454,692	6,902	9,037,672	8,827	13,891,936
Tobacco—										
Cigars and cigarettes	4,462	2,826,000	3,683	2,512,000	4,406	2,913,716	4,327	3,093,776	3,140	2,678,201
Other	6,621	916,854	6,378	970,804	6,259	968,069	6,312	1,009,052	6,324	990,022
Vehicles		3,632,437		4,964,004		5,946,181		4,445,969		6,844,345
Watches, clocks and parts of		122,013,000		150,401,527		149,267,698		129,296,578		125,975,155
Wearing apparel	6,618	13,518,000	6,681	13,688,128	6,982	14,771,980	6,580	14,351,708	7,417	16,897,333
Wood for building	361,658	2,007,000	342,973	2,706,000	336,598	2,768,739	355,124	2,955,796	385,848	3,103,139
Woodenware	25,769	2,579,000	27,726	2,847,000	37,950	3,795,068	35,645	3,732,003	33,263	3,509,272
Wool, raw	12,867	4,125,000	18,979	6,624,000	15,917	5,216,205	13,405	4,682,408	13,699	4,727,357
Woolen yarn	10,719	9,437,000	11,020	10,432,000	9,870	9,999,831	10,686	11,050,147	11,667	12,027,050
" mfrs.	8,913	9,736,000	8,011	8,880,000	6,606	8,329,332	6,802	8,598,459	5,976	5,348,571
Total value of principal and other articles exported		969,321,000		1,071,126,000		1,152,938,259		1,038,437,322		1,097,665,781

* Not separately stated.

SESSIONAL PAPER No. 10f

TRINIDAD.

VALUE of the Total Imports and Exports from and to each Principal Country during the Years ended March 31, 1906 to 1909 and the Year ended December 31, 1909, inclusive. (Including Coin and Bullion.)

		IMPORTS.					EXPORTS.				
		1905 6.	1906 7.	1907 8.	1908 9.	1909.	1905 6.	1906 7.	1907 8.	1908 9.	1909.
		\$	\$	\$	\$	\$	\$	\$	\$	\$	
COUNTRIES.											
<i>British Empire.</i>											
	United Kingdom.....		4,716,277	4,159,367	4,716,277	4,031,600	3,116,005	3,997,095	2,161,890	3,148,319	
	British Guiana.....		306,308	189,017	306,308	505,263	135,415	24,362	41,420	162,323	
	India.....		496,259	552,872	496,259	2,761	49	49	49	49	
	North America.....		516,086	535,903	516,086	1,044,991	1,948,299	4,348,565	1,364,829	1,520,746	
	West Indies.....		214,553	141,206	214,553	1,207,113	171,798	147,377	143,143	133,611	
	Other British Possessions.....		4,643	7,806	4,643	499	6,810	7,578	2,483	12,420	
	Totals, British Empire.....		6,248,699	6,021,171	6,248,699	6,832,170	4,778,327	5,524,917	3,713,812	4,977,422	
<i>Foreign Countries.</i>											
	Austria Hungary.....	12,434	7,285	8,317	17,919	18,610	15,758	21,573	46,589	38,535	
	Dutch Guiana.....	433	560	623	78	292	5,129	4,725	4,920	13,495	
	France.....	379,941	314,876	441,762	404,972	394,429	1,566,166	5,139,477	2,319,477	2,722,386	
	Germany.....	3,830	774	311	190	1,283	38,429	34,860	27,049	2,107	
	French West Indies.....	30,782	394,000	423,049	297,743	341,500	563,424	819,805	47,427	844,829	
	Holland.....	60,089	242,569	273,794	224,845	216,362	289,732	588,560	169,243	498,495	
	Italy.....	28,918	55,923	49,908	26,207	44,087	295,587	7,967	253	21,316	
	Portugal and Possessions.....	33,244	29,389	52,905	53,499	40,262	19,447	127	34	314	
	Spain.....	72,075	71,403	48,579	185,648	105,237	4,657	73	54	7,076	
	South America, N.E.S.....	27,730	31,701	45,897	50,448	135,030	35,254	14,995	25,487	64,970	
	Cuba and Porto Rico.....	2,667	2,351	2,711	5,266	5,013	165	165	117	443	
	United States.....	3,168,541	3,296,111	3,976,344	3,490,130	3,915,579	4,141,738	4,714,250	4,496,075	4,943,745	
	Venezuela.....	3,205,123	4,451,993	5,736,928	2,062,995	4,326,194	1,273,470	1,823,917	733,506	1,270,546	
	Other Foreign Countries.....	20,963	14,951	30,157	214,706	213,641	72,389	165,226	138,607	256,601	
	Totals, Foreign Countries.....	7,346,730	8,939,876	11,091,285	7,634,644	9,757,521	8,568,865	14,802,863	8,453,862	10,683,958	
	Totals, British Empire.....	8,730,844	6,247,612	6,644,123	6,021,171	6,248,699	6,832,170	5,524,917	3,713,812	4,977,422	
	Grand totals.....	16,077,574	15,187,488	17,735,408	13,055,815	16,005,620	15,421,036	20,327,780	12,167,614	15,661,380	

TRINIDAD.

Total Quantities and Values of the Principal Articles of Merchandise Imported during the Years ended March 31, 1906 to 1909 and the Year ended December 31, 1909, inclusive.

ARTICLES.	1905-6.		1906-7.		1907-8.		1908-9.		1909.	
	Quantity.	Value.	Quantity.	Value.	Quantity.	Value.	Quantity.	Value.	Quantity.	Value.
Animals, living :—										
Oxen	No.	213,184	6,472	228,407	6,801	206,181	6,445	221,886	8,363	269,852
All other	Lbs.	127,145	30,055	124,644	21,869	141,281	14,357	55,708	4,989	172,280
Bataca gum	Lbs.	390,453	1,272,176	403,200	221,335	64,429	23,544	31,132	86,681	31,132
Books printed, newspapers, &c.		43,157	43,493	43,493		37,706		37,970		29,541
Breadstuffs :—										
Bread	Brls.	37,035	4,036	25,803	7,953	38,724	9,819	37,770		32,319
Dholl	Lbs.	49,474	3,314,825	84,028	2,154,394	55,927	2,375,527	67,408	2,366,952	61,821
Flour	Brls.	885,767	227,838	912,713	226,291	991,381	230,994	1,084,478	220,040	1,095,521
Maize	Bush.	24,907	37,476	23,539	31,958	24,878	23,966	22,566	23,705	23,638
Meal, not wheaten	Brls.	38,223	9,345	28,319	8,790	30,563	7,969	32,144	8,462	30,387
Oats	Bush.	114,225	217,489	117,953	224,488	156,901	205,057	135,761	241,536	133,218
Pease and beans	Bush.	66,162	73,754	73,754		65,038		64,541		51,042
Rice	Lbs.	26,205,684	573,541	600,483	17,693,021	516,187	19,967,647	577,425	20,786,522	547,593
Candles	"	444,473	37,239	29,434	419,906	41,515	29,604	29,604	383,143	35,274
Carriages and motors	No.	121	16,634	318,759	117	12,546	103	31,302	100	27,019
Cement	Brls.	60,886	99,737	77,750	49,819	92,705	57,522	101,791	55,310	100,068
Cocoa, raw	Lbs.	6,906,197	753,992	919,016	8,756,551	1,557,980	946,985	7,904,365	883,271	883,271
Coal and coke	Tons	20,939	101,786	23,235	40,276	220,879	41,625	205,757	58,645	277,395
Coffee	Lbs.	444,007	40,383	563,402	605,152	49,080	498,214	38,378	455,968	34,242
Confectionery		22,435	17,374	17,374		27,964		23,009		24,805
Cordage and twine		46,885	48,900	48,900		57,786		43,240		49,309
Earthenware and glassware		125,316	120,002	120,002		98,521		119,876		124,115
Fish	Lbs.	411,949	6,941,131	374,713	7,448,273	390,370	7,513,804	355,519	8,855,218	337,679
Furniture		79,637	68,970	68,970		69,861		61,836		41,128
Hardware, &c. :—										
Bicycles		6,672	5,708	5,708		9,928		5,470		9,257
Cutlery		15,092	9,397	9,397		13,992		10,190		8,834
Implements and tools		21,291	20,006	20,006		21,466		21,901		21,253
Iron for building		49,684	15,242	15,242		83,795		56,346		51,602
Jewellery		55,718	50,759	50,759		61,573		56,959		370,451
Machinery		163,043	301,368	301,368		210,955		208,001		203,183
Rails and railway materials		51,396	37,853	37,853		31,886		45,894		53,174

SESSIONAL PAPER No. 10f

All other hardware, &c		445,956	451,149	519,492
Hay and bran		17,204	19,856	14,517
Hides	No.	68,479	16,216	27,394
Leather: Manufactured—		25,672	23,506	
Boots and shoes				
Saddlery		265,910	244,661	302,327
Other		19,354	19,043	13,174
Unamaanufactured		10,385	22,002	28,728
Lime		45,212	26,883	22,548
Manures	Tons	3,222	1,465	2,141
Malt liquors	Galls.	167,349	136,456	127,253
Medicines		181,395	236,763	185,633
Milk, condensed		76,382	103,349	83,993
Musical instruments		144,486	156,852	142,549
Oils—		4,930	16,143	13,261
Edible	Galls.		69,136	59,185
Non-edible		68,122	53,997	41,917
Kerosene		101,317	116,596	159,422
Other		22,266	31,527	42,087
Oilmeal	Lbs.	5,286,505	104,249	87,863
Opium and ganja	"	8,550	24,016	23,564
Paints and painters' colours and materials		30,672	31,341	22,620
Paper, not writing		40,281	47,070	42,335
Patent fuel	Tons	112,069	116,66	107,358
Provisions—		17,491	12,959	16,886
Butter	Lbs.	638,481	148,832	160,795
Butter substitutes—			657,334	797,085
Fat, edible, preparation of		10,663	145,260	10,206
Lard		1,923,720	31,166	2,049,469
Oleomargarine		188,552	18,338	178,899
Cheese		43,250	44,058	13,704
Meats		7,948,000	434,121	44,102
Salt		11,675	507,530	432,555
Soap	Lbs.	142,394	13,714	15,697
Spirits, other than medicinal	Galls.	113,967	146,190	146,201
Starch		21,203	132,446	131,443
Stationery		58,541	23,101	19,627
Sugar	Lbs.	35,546	57,490	57,178
Tobacco—		1,203,502	22,186	23,492
Cigars and cigarettes		24,031	43,683	38,374
Manufactured		33,585	56,019	61,734
Unamaanufactured		55,597	66,989	73,618
Textiles—		630,296	531,391	
Apparel, wearing		302,658	370,041	284,544
Bags, empty		149,397	184,033	124,417
Haberdashery		104,361	132,432	118,946
Hats		102,005	222,163	98,827
Other		1,052,392	1,201,177	1,192,435

TRINIDAD.

Total Quantities and Values of the Principal Articles of Merchandise Imported, &c. — *Concluded.*

ARTICLES.	1905-6.		1906-7.		1907-8.		1908-9.		1909.	
	Quantity.	Value. \$	Quantity.	Value. \$	Quantity.	Value. \$	Quantity.	Value. \$	Quantity.	Value. \$
Vegetables—										
Onions.....		38,363		45,387		53,400		46,238		38,233
Potatoes.....		84,198		78,368		82,076		112,191		66,367
Other.....		23,478		31,773		31,025		22,985		32,292
Wines..... Galls.	175,050	134,393	155,598	114,444	186,730	138,832	123,077	103,733	143,789	111,737
Wood—										
Shingles..... No.	166,200	638	194,250	584	120,750	881	60,500	180	64,500	146
Shooks.....		5,907		21,027		34,563		25,871		19,298
Staves..... No.	1,023,000	6,619	569,950	4,413	1,162,975	9,207	5,073,210	7,864	1,024,670	8,741
Timber, sawn and hewn... Feet	8,790,696	211,700	9,390,861	256,770	8,973,804	243,795	8,113,326	219,068	7,092,357	235,755
Ropes..... No.	440,900	1,385	454,080	4,726	601,010	6,735	469,370	4,541	318,200	3,105
All other articles.....		621,228		683,630		713,059		668,033		607,422
Totals.....		10,568,054		11,111,509		12,503,761		11,165,763		11,527,947
Merchandise entered for trans-shipment.....		3,549,353		3,322,614		4,648,932		1,211,036		3,499,186
Totals (mdse).....		14,117,407		14,434,123		17,152,693		12,376,799		15,027,133
Coin and bullion.....		637,461		394,819		91,421		569,960		586,638
" " entered for trans-shipment.....		1,322,706		358,546		491,294		109,056		391,849
Total imports.....		16,077,574		15,187,488		17,735,408		13,055,815		16,055,620

TRINIDAD.

TOTAL QUANTITIES AND VALUES OF THE PRINCIPAL ARTICLES OF MERCHANDISE EXPORTED, &c.—*Concluded.*

ARTICLES.	1905-6.		1906-7.		1907-8.		1908-9.		1909.	
	Quantity.	Value. \$	Quantity.	Value. %	Quantity.	Value. %	Quantity.	Value. %	Quantity.	Value. %
Wines..... Galls.	13,734	14,162	12,678	9,597	7,904	6,905	9,063	7,187	10,180	9,387
All other articles.....		237,610		311,223		172,636		182,031		321,941
Totals.....		10,311,235		9,674,650		13,121,986		10,806,174		11,749,680
Merchandise entered for transhipment.....		3,549,353		3,322,614		4,648,932		1,211,036		3,499,157
Totals (mdse).....		13,860,588		12,997,264		19,770,912		12,017,210		15,248,867
Coin and bullion.....		237,742		622,837		63,574		41,348		20,664
" entered for transhipment.....		1,322,706		358,546		491,294		109,056		301,849
Total exports.....		15,421,036		13,978,647		20,327,780		12,167,614		15,661,380

UGANDA PROTECTORATE.

VALUE of the Total Imports and Exports from and to each Principal Country during the Years ended March 31, 1906 to 1910, inclusive. (*Including Coin and Bullion.*)

IMPORTS.		EXPORTS.							
1905-6.	1906-7.	1907-8.	1908-9.	1909-10.	1905-6.	1906-7.	1907-8.	1908-9.	1909-10.
£	£	£	£	£	£	£	£	£	£
441,781	521,312	717,400	891,721	712,606	437,153	564,538	257,143	178,504	280,364
98,277	63,948	118,124	99,887	209,296	580,637	569	623,210	751,869	751,869
115,121	92,963	113,190	102,881	97,343	569		1,129		725
.....	2,410	8,065	1,952	18,221
653,184	686,633	957,019	1,095,647	1,037,466	437,153	564,538	818,349	802,843	1,032,988
COUNTRIES.									
<i>British Empire.</i>									
United Kingdom.....									
British East Africa.....									
India (including Burma).....									
Other British Possessions.....									
Totals, British Empire.....									
<i>Foreign Countries.</i>									
Arabia.....									
Congo Free State.....									
Egypt.....									
France.....									
Germany.....									
German East Africa.....									
Holland.....									
Italy.....									
Other European Countries.....									
United States.....									
Other Foreign Countries.....									
Totals, Foreign Countries.....									
Totals, British Empire.....									
Grand totals.....									
3,124	2,039	4,015	4,789	816	17,520	10,273	42,371
90,092	157,115	244,749	387,182	241,323	7,543	13,276	1,988
2,545	1,791	6,467	3,592	3,120	8,944	224	516
11,349	19,613	32,612	29,536	43,946	3,567	6,988	3,456
89,066	262,459	183,418	142,462	158,866	12,673	13,227	11,543
5,217	13,617	15,358	24,899	8,439	540	44	190
2,478	2,374	1,382	5,825	8,896	34	443	176
15,749	16,474	10,740	8,750	4,132
23,905	57,694	33,390	131,059	177,069
163,603	220,981	129,891	190,900	275,478
4,730	775	4,217	9,866	4,161
402,853	754,982	668,869	944,960	925,746	50,876	45,066	63,243
653,184	686,633	957,019	1,095,647	1,037,466	437,153	564,538	818,349	802,843	1,032,988
1,038,037	1,441,565	1,623,888	2,040,697	1,963,212	437,153	564,538	869,225	848,809	1,096,231

UGANDA PROTECTORATE.

TOTAL Quantities and Values of the Principal Articles of Merchandise Imported during the Years ended March 31, 1906 to 1910, inclusive.

ARTICLES.	1905-6.		1906-7.		1907-8.		1908-9.		1909-10.	
	Quantity.	Value. \$	Quantity.	Value. \$	Quantity.	Value. \$	Quantity.	Value. \$	Quantity.	Value. \$
Beer and ale.....		4,073		9,651		3,562		4,468		5,523
Furniture and tents.....		26,080		35,950		3,319		12,230		18,153
Hardware.....		26,708		29,034		82,596		103,923		118,114
Iron, corrugated.....		53,109		56,735		23,111		39,425		20,401
Ivory.....		17,048		41,639		58,443		213,179		194,691
Machinery.....		12,818		30,037		48,462		103,655		34,363
Oils of all kinds.....		77,721		95,858		20,050		30,310		30,569
Provisions.....		12,283		19,909		88,218		182,500		183,837
Rice.....		3,103		85,439		23,646		28,450		16,201
Rubber.....						48,686		7,446		45,075
Spirits.....						36,222		58,979		42,199
Wines.....				47,197				11,476		20,843
Textiles:—										
Longcloth (Batta).....				31,594		46,555		59,086		63,121
Unbleached calico (American).....				217,973		154,092		223,049		277,624
Cotton piece goods.....				306,142		335,537		358,040		326,314
Other kinds (including apparel).....										
Coin and bullion.....				58,711		138,738		163,977		179,585
All other articles.....				375,696		514,645		451,890		386,654
Total imports.....		1,058,037		1,441,565		1,625,888		2,040,607		1,963,212

SESSIONAL PAPER No. 10f

UGANDA PROTECTORATE.

Total Quantities and Values of the Principal Articles of Merchandise Exported during the Years ended March 31, 1906 to 1910, inclusive.

ARTICLES.	1905-6.		1906-7.		1907-8.		1908-9.		1909-10.	
	Quantity.	Value.	Quantity.	Value.	Quantity.	Value.	Quantity.	Value.	Quantity.	Value.
Chillies.....	\$ 92,642	\$ 52,249	\$ 4,112	\$ 3,528	\$ 36,095
Coffee.....	33,625	628	594	21,695	1,806
Cotton, raw.....	98,098	391,214	1,923,488	2,581,964	33,497
Hides.....	24,956	47,119	52,102	60,522	4,829,409
Ivory.....	76,056	118,111	202,171	344,929	87,473
Rubber.....	27,715	47,494	71,087	38,427	137,112
Skins.....	152,302	173,297	137,312	119,160	68,722
Coin and bullion.....	145,757
All other articles.....	57,335	63,807	160,023	80,656	329,202
Total exports.....	437,153	564,538	869,225	848,809	1,096,231

SESSIONAL PAPER No. 10f

6,746,486	8,763,874	8,954,051	7,892,705	8,071,981	...	Straits Settlements and Dependencies, including Labuan.	3,288,993	3,865,068	3,967,997	3,445,607	3,435,742
154,491	161,327	169,167	185,700	205,838	45	Wei-Hai-Wei.	4,592	7,593	1,561	10,069	19,465
126,651,897	139,914,333	154,705,542	128,133,735	145,251,939	205,838	Deep Sea Fisheries.	1,592	1,766	1,791	1,906	1,487
					145,251,939	Other British Possessions.	133,546,503	131,388,262	148,327,148	136,749,090	137,871,632
						Totals, British Possessions.	133,546,503	131,388,262	148,327,148	136,749,090	137,871,632
<i>Foreign Countries.</i>											
4,092	2,466	2,023	1,717	2,234	2,234	Abyssinia.	14,161	14,056	28,573	11,752	1,987
12,930	1,214	436	370	1,779	1,779	Afghanistan.	22,311	40,958	76,575	11,056	2,620
25,430,168	23,921,892	26,654,986	35,985,536	32,717,295	32,717,295	Arabia.	13,373,435	19,916,701	18,271,026	68,465	30,145
6,524,137	7,008,024	6,736,236	7,738,478	8,085,597	8,085,597	Argentina Republic.	3,246,033	3,248,000	5,407,671	16,988,872	19,188,387
16,663,007	17,990,733	17,441,919	16,241,918	17,672,418	17,672,418	Austria-Hungary.	13,304,000	15,111,271	16,876,181	5,075,224	4,335,269
44,204	814,100	967,698	737,279	1,246,455	1,246,455	Belgium.	118,984	173,257	237,391	14,726,446	16,473,104
8,246,873	9,185,060	9,755,967	6,984,977	11,290,126	11,290,126	Bolivia.	6,910,400	9,928,728	10,525,411	8,890,627	212,339
100,771	247,304	350,924	188,004	384,993	384,993	Brazil.	649,761	651,568	609,724	8,776,910	8,776,910
5,371,216	5,060,622	5,168,512	6,663,489	5,508,589	5,508,589	Bulgaria.	4,712,121	6,275,474	7,626,290	4,088,580	4,951,338
2,450,419	3,466,312	3,327,195	3,153,357	4,870,656	4,870,656	Chile.	13,298,828	12,306,188	12,137,977	9,292,257	8,558,275
133,002	399,863	408,113	430,382	764,802	764,802	China (exclusive of Hong Kong, Macao and Wei-Hai-Wei).	1,037,473	965,524	1,037,473	963,018	900,184
57,750	39,040	72,550	62,371	22,713	22,713	Colombia, United States of.	136,245	142,521	115,630	111,081	101,281
1,027,704	1,168,726	1,396,606	1,265,855	875,572	875,572	Congo Free State.	158,296	242,650	300,606	217,294	187,916
1,283,341	1,453,288	1,091,461	1,271,734	1,292,723	1,292,723	Costa Rica.	2,723,251	2,363,286	3,093,491	2,390,315	2,494,957
15,043,611	16,158,355	18,001,401	19,062,729	18,708,417	18,708,417	Cuba.	4,476,624	5,162,428	6,124,039	5,151,905	5,563,154
168	385	22,366	11,483	17,251	17,251	Denmark (including Faeroe).	79,743	70,268	79,148	61,732	51,075
197,839	158,711	203,852	192,248	233,313	233,313	Danish West Indies.	133,047	223,265	193,400	159,415	142,261
279,437	234,982	335,612	534,334	546,518	546,518	Greenland and Iceland.	449,459	393,635	480,550	508,408	451,651
14,981,470	16,872,921	22,221,221	17,583,358	19,866,424	19,866,424	Ecuador.	8,069,068	9,121,606	10,251,034	9,121,892	8,142,325
46,457,836	47,098,935	46,334,289	41,892,729	44,205,656	44,205,656	France.	23,049,042	26,526,578	33,168,656	31,384,735	31,073,452
763,045	897,637	1,089,063	962,906	901,444	901,444	French Possessions:—	554,064	618,965	909,690	894,433	757,965
140,829	334,427	419,060	407,220	269,486	269,486	Algeria.	64,917	64,917	92,563	109,077	98,094
2,560	2,693	28,847	37,428	56,594	56,594	French Indo-China.	72,831	61,034	106,966	83,467	127,643
800,449	816,615	844,481	611,397	719,055	719,055	French Somaliland.	836,917	909,958	836,917	822,507	1,039,671
10,876	6,380	21,443	5,281	3,603	3,603	French West Africa.	63,151	68,237	79,553	90,847	67,050
176,817	265,877	233,010	132,965	102,414	102,414	French West Indies.	38,169	33,449	37,456	27,761	29,987
322,265	291,729	315,877	347,034	205,035	205,035	Madagascar.	28,465	42,049	26,088	35,875	49,965
53,838,546	55,907,549	57,158,430	54,954,859	57,784,655	57,784,655	Other French Possessions.	42,788,193	48,309,921	56,727,854	46,379,060	47,165,686
9,301	7,596	3,653	6,219	9,481	9,481	German Possessions:—	23,182	30,183	41,176	31,323	32,618
110,871	148,287	160,291	163,070	171,681	171,681	German East Africa.	186,716	229,365	273,262	190,669	229,166
15,051	14,321	2,416	24,445	98,269	98,269	German West Africa.	5,754	6,417	8,710	12,671	21,259
1,376,979	2,202,083	2,047,973	1,912,978	1,600,976	1,600,976	Other German Possessions.	1,291,612	1,503,673	1,843,941	1,948,060	1,513,744
330,437	292,781	259,821	191,731	213,390	213,390	Greece.	279,827	292,684	316,109	234,132	225,426
193,630	127,380	299,127	193,742	385,152	385,152	Guatemala.	302,093	334,081	263,783	312,432	286,104
						Hayti and San Domingo.					

UNITED KINGDOM.

VALUE of the Total Imports and Exports of Merchandise from and to each Foreign Country, &c.—*Concluded.*

IMPORTS.			COUNTRIES.					EXPORTS.				
1905.	1906.	1907.	1908.	1909.	COUNTRIES.					1907.	1908.	1909.
£	£	£	£	£						£	£	£
3,282	3,903	4,530	4,465	1,901	<i>Foreign Countries—Con.</i>					71,252	74,842	68,675
6,341,876	6,568,901	6,618,205	6,241,446	6,265,300	Honduras (not British).....	3,700,639	2,992,685	3,700,639	3,700,639	13,115,330	10,128,084	8,618,821
		453	6,665	19,316	Italy.....	19,316	6,665	19,316	19,316	52,073	158,917	153,696
	555	2,442	75,137	63,509	Japanese Possessions (Korea).....	63,509	75,137	63,509	63,509	85,047	109,169	69,511
			2,473,231	2,206,842	Liberia.....	2,206,842	2,473,231	2,206,842	2,206,842	2,503,412	3,119,890	2,386,620
			763,905	1,133,365	Islands in the Pacific (not elsewhere specified).....	1,133,365	763,905	1,133,365	1,133,365	90	22	48
			16,613,136	16,830,966	Islands in the Indian Seas (not elsewhere specified).....	16,830,966	16,613,136	16,830,966	16,830,966	904,329	935,444	1,276,013
			112,047	29,684	Japan (including Formosa).....	29,684	112,047	29,684	29,684	739,533	935,444	1,276,013
		15	70,437	126,294	Japan (including Formosa).....	126,294	70,437	126,294	126,294	14,377,924	18,946,959	16,188,245
			66,585	29,684	Japanese Possessions (Korea).....	29,684	66,585	29,684	29,684	54,848	106,103	53,383
			894,414	747,636	Liberia.....	747,636	894,414	747,636	747,636	67,789	63,194	63,353
			51,214	64,881	Dutch Borneo.....	64,881	51,214	64,881	64,881	50	11	686
			1,488,847	1,488,847	Dutch New Guinea.....	1,488,847	1,488,847	1,488,847	1,488,847	640,578	536,081	587,065
			86,582	116,397	Dutch Islands, other, in Indian Ocean.....	116,397	86,582	116,397	116,397	42,510	65,297	38,158
			6,468,292	6,468,292	Dutch West Indies.....	6,468,292	6,468,292	6,468,292	6,468,292	2,939,704	3,089,372	3,127,130
			25,980	20,754	Java.....	20,754	25,980	20,754	20,754	3,012,280	3,271,413	3,127,130
			30,852	30,852	Nicaragua.....	30,852	30,852	30,852	30,852	176,803	173,191	168,095
			43	322	Norway.....	322	43	322	322	184,201	173,191	168,095
			430,184	298,131	Panama.....	298,131	430,184	298,131	298,131	4,212,796	4,482,742	3,835,436
			2,930,362	3,042,262	Paraguay.....	3,042,262	2,930,362	3,042,262	3,042,262	310,479	370,588	392,021
			2,770,735	2,873,729	Peru.....	2,873,729	2,770,735	2,873,729	2,873,729	188,891	114,723	83,828
			3,171,642	3,171,642	Portugal.....	3,171,642	3,171,642	3,171,642	3,171,642	498,884	564,441	565,594
			95,832	44,421	Portuguese Possessions:.....	44,421	95,832	44,421	44,421	698,010	482,171	355,594
			29,429	29,429	Azores.....	29,429	29,429	29,429	29,429	1,429,297	2,114,870	1,445,612
			292,643	292,643	Madeira.....	292,643	292,643	292,643	292,643	3,258,436	3,310,471	2,777,201
			398,841	398,841	Portuguese East Africa.....	398,841	398,841	398,841	398,841	74,011	82,821	82,821
			290,029	290,029	Portuguese West Africa.....	290,029	290,029	290,029	290,029	187,263	233,259	222,265
			58,126	58,126	Other Portuguese Possessions in India.....	58,126	58,126	58,126	58,126	1,915,141	1,589,926	1,902,609
					Other Portuguese Possessions.....					901,418	736,565	501,455
										72,947	190,716	291,005
										1,029	1,511	1,089
										77,031	82,821	49,708
										132,700	204,226	222,265
										1,786,535	1,915,141	1,589,926
										458,135	501,455	438,103
										292,201	72,947	291,005
										1,367	1,511	1,089

SESSIONAL PAPER No. 10f

1,270,519	2,807,651	4,555,019	2,989,571	2,922,337	1,346,658	4,670,319	2,160,166	2,033,251	1,749,906
31,519,685	31,497,275	32,870,090	29,719,249	37,970,085	11,884,050	15,912,057	19,063,421	20,305,208	18,323,841
203,374	113,513	58,666	86,266	79,556	309,311	289,200	391,888	391,889	273,390
286	5,825	22,086	4,429	4,591	53,359	62,543	139,798	213,105	201,596
386,732	611,125	631,133	677,332	539,936	544,522	685,403	891,415	891,415	700,353
14,133,120	16,049,808	17,069,927	13,423,965	13,441,577	4,841,774	5,339,688	5,892,082	5,792,121	5,352,017
1,654,931	1,540,314	1,585,335	1,473,824	1,458,499	930,416	1,068,014	1,246,954	1,140,347	1,008,555
.....	2,200	420	1,986	4,755	65,927	38,714	66,538	119,368	93,614
.....	8,414	7,046	3,090	5,027
10,460,099	11,239,815	11,359,223	10,764,717	9,721,997	15,857	17,841	22,220	26,227	18,996
7,638,842	7,913,008	8,401,479	7,914,231	8,501,114	6,016,332	6,658,178	7,910,939	7,298,904	7,114,071
326,933	263,203	547,633	172,212	159,664	1,842,612	1,990,671	2,872,341	2,820,930	3,369,937
260,319	338,661	698,888	471,311	699,824	140,079	154,958	182,951	127,243	83,371
3,771,286	4,344,570	4,051,006	4,051,006	3,720,095	297,852	379,325	442,007	419,712	408,739
1,515,358	1,458,440	1,455,124	967,737	1,371,603	3,747,012	4,536,166	4,398,166	4,438,509	4,500,223
19,689	107,030	26,883	101,563	53,083	3,166,889	3,779,708	3,355,816	2,685,585	3,230,492
114,689,737	131,034,366	134,346,708	123,900,831	118,353,893	47,282,088	53,240,325	58,052,574	66,580	49,717
.....	2,030	711	891	1,537	60,907	130,156	93,896	62,158	89,631
1,902,904	1,689,230	2,115,832	1,693,710	1,461,293	2,423,960	1,549,682	1,368,539	1,085,122	1,044,133
.....	4,036	1,323	1,644	3,202	49,235	44,925	63,636	62,474	59,761
882,407	629,929	1,067,082	1,066,211	1,298,045	2,091,075	2,298,518	2,578,649	2,684,474	2,418,005
227,584	171,869	247,767	204,279	373,732	179,997	715,638	772,449	709,081	592,566
83,428	40,498	36,280	52,829	39,305	6,890	3,230	369	1,566
438,368,030	467,474,167	491,402,400	464,817,692	479,453,018	284,050,024	329,289,556	369,670,019	319,978,431	331,653,531
126,631,897	139,914,333	151,705,312	128,135,795	145,251,339	123,546,503	131,388,262	148,327,148	136,749,090	137,871,632
595,019,917	607,888,500	645,807,942	592,953,487	624,701,957	407,596,527	490,677,818	517,977,167	456,727,921	469,523,166
Totals, Foreign Countries.....									
Totals, British Possessions.....									
Grand totals.....									

UNITED KINGDOM.
Total Quantities and Values of the Principal Articles of Foreign and Colonial Merchandise Imported during the Years ended December 31, 1905 to 1909, inclusive.

ARTICLES.	1905.		1906.		1907.		1908.		1909.	
	Quantity.	Value. £	Quantity.	Value. £	Quantity.	Value. £	Quantity.	Value. £	Quantity.	Value. £
Animals, living:—										
Oxen, bulls, cows and calves.....	565,139	9,665,806	561,215	9,732,180	472,015	8,105,109	383,129	6,549,285	321,340	5,566,105
Sheep and lambs.....	183,084	278,753	103,359	156,947	105,601	168,531	78,900	122,525	8,131	12,923
Horses.....	13,711	354,030	47,848	535,532	15,922	423,549	13,216	412,607	16,774	580,024
All other.....	2,429,299	52,894	1,835,573	41,647	1,591,512	33,624	30,447	1,795,621	1,293,220	27,749
Art, works of, other than pictures.....		232,315		225,705		202,217		214,200		189,088
Basket and basket ware.....		227,930		224,926		223,841		215,152		213,885
Books.....	51,483	299,593	47,138	277,837	56,104	367,198	51,683	324,797	47,180	321,387
Bristles.....	3,675,153	554,773	4,504,073	598,414	4,440,013	612,348	4,828,935	648,085	4,550,322	622,888
Brooms and brushes.....		358,585		369,064		350,767		339,862		370,352
Buttons and studs, not of metal.....	3,476,014	319,731	4,270,097	346,321	4,613,002	357,159	4,482,952	359,597	6,497,437	458,130
Caoutchouc.....	593,437	9,643,953	697,077	9,966,620	667,294	10,834,759	575,056	8,376,905	700,062	14,138,294
Manufactures of		840,719		825,631		849,250		606,025		759,733
Carriages, wagnettes, carts, &c.....		4,068,728		4,959,537		4,918,978		4,445,851		4,690,781
Chemical manufactures and products.....		3,143,654		3,369,104		4,078,830		3,435,764		3,595,917
Chicory, raw or kln dried.....	89,124	36,719	90,301	34,982	86,236	34,470	81,201	32,673	87,104	35,233
China or porcelain and earthenware.....	442,887	913,559	463,757	949,969	505,409	1,003,643	481,571	916,756	578,142	977,161
Clocks and parts thereof.....		459,634		458,913		505,866		433,333		453,194
Cocoa, raw.....	54,167,990	1,409,089	51,670,321	1,335,107	57,108,056	2,105,797	66,833,413	2,170,839	77,032,263	1,909,622
Prepared and chocolate.....	9,054,386	818,052	9,173,580	817,667	11,389,807	945,167	10,765,503	897,222	11,672,675	903,464
Coffee, raw.....	929,459	2,575,776	765,039	2,022,560	1,055,000	2,435,103	783,145	2,184,340	819,632	2,073,446
Confectionery.....	75,671	241,078	74,050	316,284	60,843	151,612	60,594	150,610	188,270	188,270
Cordage and twine.....		718,713		695,145		476,775		442,288		361,323
Cork.....		349,156		349,549		387,656		255,653		264,837
Unmanufactured.....	38,109	692,328	38,442	685,397	46,039	840,745	31,213	722,775	35,216	652,137
Manufactured.....	11,683,609		11,301,805		13,040,384		12,644,918		11,704,332	
Corn, grain and flour:—										
Barley.....	21,426,900	6,017,359	19,934,500	5,677,587	19,627,620	6,546,070	18,137,299	6,113,945	21,536,470	7,143,849
Oats.....	1,445,639	535,519	896,930	383,668	1,110,224	450,539	1,334,959	553,619	2,530,136	971,472
Buckwheat.....	146,860	44,977	93,994	29,744	57,580	18,882	121,100	40,847	87,230	29,063

SESSIONAL PAPER No. 10f

Leutills.....	Cwt.	61,079	141,350	53,048	228,229	94,991	161,240	67,863	309,629	109,093
Maize.....		11,372,694	48,685,200	11,372,694	53,379,950	14,004,694	33,841,000	10,388,061	39,362,605	12,122,812
Oats.....		7,095,463	15,286,500	4,552,160	10,485,250	3,383,553	14,269,250	4,162,576	17,835,998	5,437,857
Peas.....		2,015,876	1,433,420	614,649	1,215,670	602,648	1,000,999	538,313	1,314,149	603,054
Rye.....		1,019,290	305,293	323,546	879,840	317,436	899,270	324,651	675,470	234,967
Wheat.....		97,622,752	35,679,431	92,907,200	97,168,000	37,346,548	91,131,205	38,295,327	97,854,425	45,272,191
Maize meal.....		459,188	144,829	195,312	658,654	213,581	450,410	159,481	334,140	127,751
Oat meal.....		633,199	463,293	495,938	638,702	479,352	500,638	416,134	633,125	463,118
Wheat flour.....		11,454,763	6,044,845	6,817,213	13,297,366	6,894,852	12,969,635	7,075,231	11,452,540	6,370,480
Flour and meal other, except rice flour.....		123,030	65,167	59,541	103,696	58,561	112,319	76,572	193,042	99,295
Malt.....		4,430	15,122	7,271	18,635	10,559	11,210	7,228	10,280	7,277
Offals of corn and grain, except rice meal, &c.....		463,302	107,404	195,428	568,952	143,580	745,476	192,531	610,760	151,521
Rice, rice meal and flour.....		8,274,746	2,857,953	3,003,579	8,163,531	3,336,854	8,814,746	3,342,623	7,716,147	2,849,027
Ferrous substances:—										
Sago, sago meal and flour.....		506,741	196,446	195,144	581,130	235,541	656,457	246,181	591,684	242,575
Tapioca.....		235,050	146,831	259,458	297,115	347,155	325,070	290,556	340,612	247,097
Tapioca flour.....		516,251	170,874	138,208	416,101	189,812	371,326	151,733	911,617	329,464
Other ferrous substances.....		232,997	223,319	250,185	274,893	316,288	233,777	269,851	300,583	290,458
Total corn, grain, &c.....		205,488,572	69,290,285	67,880,589	209,290,598	75,409,156	186,203,567	72,733,334	204,250,632	83,107,421
Cotton:—										
Raw.....	Cwt.	19,674,960	52,182,656	17,923,049	55,749,640	21,311,617	18,399,078	55,834,883	19,542,513	60,295,049
Yarn.....	Lbs.	4,960,135	212,723	6,476,835	275,236	10,565,307	431,441	8,964,153	5,866,070	292,023
Waste of (raw and yarn).....		18,860,043	188,222	31,571,547	375,613	25,359,827	345,301	258,740	25,197,450	329,131
Manufactures, piece goods.....	Yds.	67,316,582	1,512,146	67,841,777	1,561,592	74,543,994	1,809,891	1,918,891	89,593,194	2,407,477
" other kinds (except lace)			3,265,961		3,677,784		3,748,599		3,988,898	
*Diamonds (Cape of Good Hope).....	Carats.	3,461,914	6,758,623	3,912,457	9,179,333	4,427,345	8,828,810	4,375,472	4,883,469	6,169,953
Drugs:—										
Bark, Peruvian.....	Cwt.	31,251	74,724	24,602	51,446	24,470	53,817	32,304	21,645	35,759
Opium.....	Lbs.	542,096	281,213	825,836	397,379	850,398	514,015	336,577	422,791	269,695
Unenumerated.....		1,170,539	1,096,725	1,096,725	1,096,725	1,161,595	1,263,311	1,065,331	1,165,299	1,165,299
Dyeing or tanning stuffs:—										
Bark.....	Cwt.	563,604	243,580	336,479	139,291	477,622	466,613	186,966	549,438	225,259
Gutch and gambier.....	Tons.	10,825	220,175	12,535	294,950	15,424	330,858	296,001	8,354	218,814
Dyes obtained from coal tar.....			1,318,439		1,473,807		1,705,911		1,483,561	
Extracts.....			652,174		777,890		769,802		889,316	
Indigo.....	Cwt.	8,201	116,902	7,641	111,445	11,116	8,644	10,651	10,651	13,335
Myrobalans.....		576,924	159,474	176,521	670,749	172,771	977,612	248,727	559,314	153,119
Stannich.....	Tons.	11,246	104,086	14,158	10,573	111,662	12,992	12,992	12,992	128,992
Valonia.....		25,652	262,819	18,099	194,294	20,442	212,896	218,797	21,921	217,370
All other sorts.....	Cwt.	282,383	297,899	185,253	251,610	180,395	265,649	220,243	180,723	261,838
Dyewoods:—										
Logwood.....	Tons.	15,254	71,508	17,991	91,941	23,105	112,744	73,472	4,985	23,886
Unenumerated.....		8,545	48,432	3,518	32,354	5,877	42,412	30,863	4,210	35,692
Electrical goods and apparatus.....			1,010,304		1,487,625		1,247,650		1,247,650	
Embroidery and needlework.....			1,707,491		1,874,225		2,170,074		2,213,538	
Fancy goods (known as Paris goods).....			1,170,948		1,084,990		1,185,065		1,041,912	

*Diamonds, being, by law, exempt from entry, the value of imports is not included in the total value of imports.

UNITED KINGDOM.

TOTAL Quantities and Values of the Principal Articles of Foreign and Colonial Merchandise Imported, &c.—Continued.

ARTICLES.	1905.			1906.			1907.			1908.			1909.		
	Quantity.	Value.	Quantity.	Value.	Quantity.	Value.	Quantity.	Value.	Quantity.	Value.	Quantity.	Value.	Quantity.	Value.	
		£		£		£		£		£		£		£	
Feathers—															
For beds.....	47,194	157,132	33,801	117,018	37,564	128,191	52,966	167,016	31,716	103,567	31,716	103,567	31,716	103,567	
Ornamental.....	1,288,814	1,592,704	1,319,656	1,936,963	1,467,711	2,361,176	1,701,243	2,331,918	1,929,205	2,331,918	1,929,205	2,331,918	1,929,205		
Fish of all sorts.....		3,229,454		3,751,316		2,866,349		3,214,629		3,214,629		3,214,629		3,214,629	
Flax, dressed or undressed, and tow.....	90,098	3,551,808	87,334	3,557,101	103,599	3,942,607	95,822	3,416,117	90,660	3,416,117	90,660	3,416,117	90,660		
Flowers, artificial.....		810,597		935,287		1,016,464		1,073,712		1,073,712		1,073,712		1,073,712	
" fresh.....		202,217		233,834		283,641		229,802		229,802		229,802		229,802	
Fruits, &c.—															
Almonds.....	159,258	543,679	126,296	529,164	161,947	660,604	148,839	560,301	162,922	560,301	162,922	560,301	162,922		
Other nuts, used as fruit.....		735,691		683,418		749,538		788,560		788,560		788,560		788,560	
Apples, raw.....	3,494,660	2,065,193	2,808,732	1,753,577	3,526,232	2,231,327	3,376,579	2,079,703	3,129,646	2,079,703	3,129,646	2,079,703	3,129,646		
Cherries, raw.....	186,682	233,042	191,106	243,906	163,412	139,489	100,479	234,883	185,464	234,883	185,464	234,883	185,464		
Currants, dried or preserved.....	1,063,496	924,802	1,458,159	1,048,410	1,188,481	1,392,271	1,297,157	1,484,091	1,071,209	1,484,091	1,071,209	1,484,091	1,071,209		
Figs and fig-cake.....	176,811	206,580	212,997	295,687	191,067	240,373	150,521	189,892	198,204	189,892	198,204	189,892	198,204		
Grapes, raw.....	700,050	761,632	690,371	667,969	798,377	769,307	673,670	728,022	490,063	728,022	490,063	728,022	490,063		
Lemons, limes and citrons.....	837,028	419,409	849,935	440,406	882,193	421,599	1,045,009	471,613	1,037,989	471,613	1,037,989	471,613	1,037,989		
Oranges.....	5,068,526	1,949,496	5,230,911	2,183,411	6,120,185	2,454,569	5,664,041	2,269,731	6,202,270	2,269,731	6,202,270	2,269,731	6,202,270		
Pears, raw.....	417,919	407,817	376,573	572,274	500,132	478,611	553,029	515,324	569,355	515,324	569,355	515,324	569,355		
Plums, raw.....	480,211	524,673	891,113	758,720	325,761	345,720	402,881	427,212	485,553	427,212	485,553	427,212	485,553		
Plums, commonly called French plums and prunellos.....	71,940	104,905	54,194	86,667	25,235	58,326	66,661	104,062	50,470	104,062	50,470	104,062	50,470		
Plums, dried or preserved, N.O.D.....	80,257	123,822	101,239	145,781	90,097	147,906	64,286	110,926	101,833	110,926	101,833	110,926	101,833		
Prunes.....	30,398	41,391	29,310	42,276	33,922	47,980	32,814	42,959	28,102	42,959	28,102	42,959	28,102		
Raisins.....	723,457	373,836	584,396	1,106,889	708,053	1,203,576	759,787	1,204,074	871,880	1,204,074	871,880	1,204,074	871,880		
Unenumerated, raw.....		2,322,830		2,537,675		2,411,566		2,313,694		2,313,694		2,313,694		2,313,694	
" dried.....	449,918	287,482	673,664	455,045	344,077	255,039	306,384	280,646	429,784	280,646	429,784	280,646	429,784		
" preserved without sugar.....		326,286		373,089		415,611		305,540		305,540		305,540		305,540	
" preserved in sugar.....		680,871		628,199		586,874		638,325		638,325		638,325		638,325	
Fruits, &c. preserved.....															
Figs, &c. preserved.....															
Glass of all kinds (except bottles).....	2,562,197	2,759,666	2,656,178	2,654,008	2,505,409	2,429,687	2,279,857	2,178,791	2,262,697	2,178,791	2,262,697	2,178,791	2,262,697		
Glass bottles.....	1,555,245	638,993	1,462,334	615,185	1,476,427	619,104	1,416,508	589,733	1,478,856	589,733	1,478,856	589,733	1,478,856		
Glue, size and gelatine.....	223,247	430,646	244,922	454,402	326,488	456,992	215,510	433,619	233,510	433,619	233,510	433,619	233,510		
Gum—Arabia.....	73,222	105,062	77,130	104,689	91,017	93,715	63,786	95,363	84,710	95,363	84,710	95,363	84,710		
" Kaurie.....	150,189	450,897	128,225	393,672	137,697	480,795	105,049	339,972	166,001	339,972	166,001	339,972	166,001		
Lac, seed, shell, stick and dye.....	99,862	756,365	82,290	767,258	119,856	1,074,602	135,725	763,078	135,144	763,078	135,144	763,078	135,144		

UNITED KINGDOM.

Total Quantities and Values of the Principal Articles of Foreign and Colonial Merchandise Imported, &c.—Continued.

ARTICLES.	1905.		1906.		1907.		1908.		1909.	
	Quantity.	Value.	Quantity.	Value.	Quantity.	Value.	Quantity.	Value.	Quantity.	Value.
		£		£		£		£		£
Metals, ores and mfrs. of— <i>Con.</i>										
Copper, part wrought.	3,368	240,007	2,823	215,021	2,552	207,092	784	60,592	498	34,527
" manufactures, unenumerated.		933,160		883,837		730,121		594,352		540,126
Gold, ore of, (including the value of the gold contained in auriferous ores and nuggets)		748,463		973,887		845,093		758,690		787,443
(Gold, leaves of.	58,248,915	117,743	60,967,844	121,264	61,984,620	123,055	56,254,616	113,194	52,437,672	105,593
Iron ore.	7,344,786	5,453,474	7,823,084	6,658,097	7,641,934	7,276,301	6,057,510	4,910,077	6,328,623	4,986,360
Iron and steel, old.	23,198	72,101	35,983	108,659	27,255	83,348	24,265	64,046	32,948	80,771
Iron and steel and mfrs of—										
Iron: Pig.	126,164	572,243	89,254	484,204	103,297	547,855	67,791	363,084	109,547	507,917
"	2,875	18,716	1,600	10,058	1,481	10,521	1,038	7,811	394	2,501
Puddled bars.										
Wrought in bars, angles, rods and sections.	105,960	666,015	107,713	702,708	80,355	571,717	82,889	586,750	93,654	644,965
Iron and steel:										
Poles and mts.	4,564	71,612	4,891	81,377	4,319	77,790	4,348	79,635	4,711	82,648
Hoops and strips.	14,678	117,333	15,431	138,086	18,602	180,154	26,547	243,782	29,034	259,899
Machinery and mill work or parts thereof:										
Steam engines.		258,894		91,545		88,655		185,940		155,862
Other sorts—Agricultural.		704,876		741,329		769,657		723,971		854,925
Electrical of all kinds.		496,710		570,007		603,218		578,488		533,743
Sewing machines.		386,837		591,244		485,930		232,465		285,382
Mining.		61,678		66,766		80,571		77,813		40,738
Textile.		142,607		167,614		239,555		184,116		173,022
Other descriptions.		2,556,269		2,897,867		3,054,095		2,568,111		2,394,664
Nails, screws and rivets.	50,923	605,393	51,281	588,735	46,728	544,433	49,049	554,704	53,453	601,715
Rails.	33,897	196,858	11,713	74,040	19,032	107,989	30,839	192,279	22,206	127,982
Railway wheels and axles (compl'd).	1 115	14,537	1,428	14,652	1,705	21,386	2,063	30,708	1,590	23,868
Ship, bridge, boiler and other plates and sheets, not under $\frac{1}{2}$ in. thick.	49,074	343,765	61,377	465,971	39,574	305,087	34,378	254,974	40,336	288,478
Ship, bridge, boiler and other plates and sheets under $\frac{1}{2}$ in. thick.	19,691	154,228	18,051	146,437	16,804	143,726	21,401	165,705	26,659	206,351
Tyres and axles.	5,135	41,518	4,112	29,764	3,501	24,481	3,203	21,898	6,342	51,792

SESSIONAL PAPER No. 10f

Wire rods,.....(Tons)	44,690	285,800	44,892	299,467	35,624	278,480	12,269	292,640	56,796	370,233
Manufactures of, unenumerated.....	120,068	1,819,678	121,575	1,869,159	120,721	1,882,629	91,972	1,486,961	102,205	1,504,310
Sheet in ingots, blooms, billets, slabs, sheet bars, tin plate bars or similar, partly manufactured.....	663,949	2,615,206	486,023	2,221,108	327,207	1,747,983	560,539	2,741,876	550,440	2,677,763
Steel in bars, angles and shapes, other than girders, joists, &c.....	50,227	317,667	55,025	379,167	26,617	195,956	35,185	248,149	35,698	246,435
Girders, beams, joists and pillars.....	122,998	788,836	138,660	865,719	88,905	574,980	62,836	411,456	60,413	374,797
Total iron and steel and mfrs. thereof	13,127,276	13,486,724	12,526,858	12,234,416	12,469,930
Lead, ore of.....(Tons)	9,397	78,423	8,730	86,489	13,394	133,414	23,484	178,036	15,542	120,543
" pig and sheet.....	229,545	3,042,540	208,253	3,519,653	204,695	3,936,342	237,508	3,224,394	307,660	2,765,096
Manganese, ore of.....	338,700	400,612	338,423	865,413	505,635	1,406,425	344,170	771,923	330,508	636,924
Platinum.....Ozs. Troy	44,741	89,066	40,317	35,832	24,797	122,141	10,437	45,012	22,086	96,926
Pyrites of iron or copper.....(Tons)	698,746	1,152,739	1,296,324	1,296,378	769,141	1,289,706	758,910	1,233,713	791,068	1,263,135
Quicksilver.....(Lbs.)	2,552,586	256,768	2,911,742	281,226	2,958,693	275,197	3,270,412	353,396	3,237,321	359,207
Silver, ore of (including the value of the silver contained in argentiferous ores and metals).....(Tons)	17,806	2,085,314	20,672	2,105,404	20,871	2,244,930	25,013	2,148,680	24,086	2,081,960
" in blocks, bars and slabs.....	39,765	5,632,775	43,698	7,820,627	43,794	7,598,677	47,730	6,337,215	41,725	1,621,175
Zinc, ore of.....	56,487	352,357	63,268	481,904	65,032	444,884	66,687	384,697	73,814	465,921
" crude in cakes.....	90,808	2,101,702	93,704	3,349,315	89,327	2,137,887	90,102	1,835,734	102,576	2,419,658
" manufactures of.....	21,167	582,823	19,353	594,926	19,845	590,769	18,421	484,344	18,976	500,710
Ores, unenumerated.....	144,547	478,268	74,746	396,243	132,166	521,109	157,570	561,463	113,642	409,329
Metals.....	5,326	528,713	8,105	747,442	7,735	737,411	5,728	530,281	7,207	627,092
" unwrought.....	5,065	697,277	5,095	650,678	4,680	663,151	5,013	625,926	5,488	661,382
" wrought.....
" old, fit only to be re-manufactured.....	8,099	268,366	12,421	504,154	11,634	593,816	8,235	319,666	9,232	358,083
Totals, metals and ores and mfrs. of,.....	48,061,194	57,485,396	58,924,065	50,749,018	50,104,367
Mica and talc.....(Cwt.)	893,634	118,589	907,983	215,085	911,771	203,229	920,210	152,052	991,378	150,608
Milk, condensed.....(Doz. bottles)	1,410,330	1,584,363	303,619	3,033,040	1,791,606	1,599,465	1,611,961	1,696,509	1,677,001	1,731,771
Mineral waters.....	378,422	336,983	351,177
Mouldings, for picture frames, and gilt mouldings.....	267,384	267,804	272,750	228,783	193,809
Musical instruments.....	1,160,300	1,164,463	1,135,803	1,063,330	952,410
Nuts and kernels.....(Tons)	51,522	771,900	57,265	894,836	59,079	1,093,432	68,532	1,077,985	69,178	1,186,896
Of other sorts not being drugs, dye-stuffs, nor fruit.....	132,263	150,289	135,952	182,847	188,462
Oil :—(Tons)	23,508	417,353	27,808	473,601	26,929	529,947	32,137	601,041	36,221	637,221
Animal.....(Cwt.)	238,595	234,262	165,659	179,104	181,697	233,738	150,252	193,675	178,146	231,423
Caster.....	61,187	67,505	66,144	66,144	78,219	78,219	78,219	32,633	44,234	44,234
Cocconut.....	705,816	966,712	508,036	803,417	476,718	857,879	738,412	1,081,146	679,193	1,067,941
Olive.....(Tons)	12,042	441,486	14,386	543,885	12,328	538,888	12,152	536,805	8,974	518,648

UNITED KINGDOM.

Total Quantities and Values of the Principal Articles of Foreign and Colonial Merchandise Imported, &c.—Continued.

ARTICLES.	1905.		1906.		1907.		1908.		1909.	
	Quantity.	Value.	Quantity.	Value.	Quantity.	Value.	Quantity.	Value.	Quantity.	Value.
		£		£		£		£		£
Oil:—Palm.....	1,178,457	1,858,776	1,531,812	1,526,679	1,925,555	1,355,833	1,651,147	1,821,286	2,281,588	
Petroleum.....	300,110,335	5,423,121	293,220,607	5,835,059	304,134,482	343,613,048	6,662,811	338,202,807	6,121,202	
Seed.....	41,467	826,097	46,911	1,055,469	1,107,283	43,224	1,639,179	58,627	1,540,913	
Terpentine.....	525,679	1,104,300	512,835	1,076,870	510,308	573,678	838,454	443,375	699,807	
Chemical, essential and perfumed	1,795,396	300,500	1,882,080	348,786	2,093,198	2,004,737	338,158	2,138,506	355,711	
Unenumerated.....	100,905	100,069	109,669	109,669	121,477	146,871	38,837	
Oil seed cake.....	357,580	2,206,165	360,198	2,362,471	329,734	322,485	2,118,542	328,763	2,130,394	
Oleo-margarine or oleo oil.....	254,312	495,212	291,932	591,058	372,600	813,151	499,691	501,459	1,284,559	
Painters' colours and pigments.....	1,433,745	1,506,919	1,651,715	1,472,805	
Paper of all kinds (including straw-boards and wood pulp boards).....	8,061,341	5,256,965	9,031,330	5,728,505	8,877,375	9,440,887	5,798,665	9,586,166	5,647,437	
Paper-making materials:—	
Linen and cotton rags.....	23,681	224,232	22,246	216,660	20,038	206,153	15,535	157,780	179,446	
Esparto and other vegetable fibres for making paper.....	191,114	724,552	188,192	677,055	202,523	638,834	192,975	739,931	719,602	
Pulp of wood:—	
Chemical.....	249,468	1,992,865	237,019	2,122,069	293,255	2,396,856	315,951	2,502,220	2,403,393	
Mechanical.....	328,544	766,762	349,792	793,140	379,244	915,491	432,483	1,123,588	1,106,007	
Other materials.....	13,502	94,090	16,888	126,485	13,859	105,963	11,428	87,478	90,833	
Paraffine.....	909,082	1,077,576	985,080	1,135,458	1,026,283	1,214,539	915,443	1,030,283	1,126,635	
Pickles and vegetables preserved in salt or vinegar.....	2,536,280	120,262	2,342,812	100,435	2,124,377	95,454	2,101,615	95,119	110,600	
Pictures and drawings, by hand.....	14,854	291,497	14,143	293,435	12,617	235,458	10,230	193,759	236,769	
Pipes of all sorts, for smoking tobacco.....	113,312	239,256	102,374	219,048	137,547	300,041	173,761	353,545	277,918	
Plate, of gold and silver, including plated gilt-ware.....	43,345	29,954	23,386	29,828	32,168	
Plants, shrubs, trees and flower roots.....	641,292	666,519	683,306	641,652	648,910	
Plumbago.....	15,771	236,420	15,735	271,202	15,529	288,831	11,007	244,732	242,918	
Prints, engravings and photographs.....	473,524	553,005	516,863	511,331	508,278	
Provisions:—	
Butter.....	4,147,866	21,586,622	4,337,258	23,460,196	4,210,156	22,417,926	4,210,821	24,080,912	22,424,962	

SESSIONAL PAPER No. 10f

" margarine.....	1,101,957	2,738,795	885,068	2,223,645	813,447	2,081,245	868,292	2,463,737
Cheese.....	2,638,794	7,607,641	2,372,253	6,905,609	2,306,086	6,684,263	2,390,090	6,829,863
" margarine.....	49	2,254	1,186	3,019	1,072	2,405	1,706	3,007
Eggs.....	18,874,059	7,098,122	18,567,901	7,135,530	18,210,070	7,183,112	17,710,431	7,233,932
Lard.....	2,012,365	3,692,573	1,965,131	4,491,539	1,987,491	4,407,410	1,750,580	4,858,026
" imitation.....	293,098	358,492	222,040	408,192	174,064	306,700	231,847	438,909
Meats—								
Bacon.....	5,498,960	12,774,855	5,365,605	14,839,201	5,685,742	14,480,579	4,625,463	13,801,665
Beef, fresh.....	5,037,621	8,931,393	5,735,003	10,397,102	5,611,441	10,276,957	6,140,522	10,293,406
" salted.....	142,806	202,307	138,347	201,222	114,742	215,225	110,015	196,238
Hams.....	1,318,302	3,118,372	1,132,649	3,242,183	1,225,227	3,084,669	1,129,029	3,112,896
Mutton, fresh.....	3,811,069	7,336,490	4,678,523	8,687,407	4,383,771	8,140,029	4,761,838	7,839,195
Pork, fresh.....	505,633	1,162,370	567,332	1,338,242	572,222	1,331,435	428,441	1,023,322
" salted (other than bacon and hams).....	205,965	252,006	254,637	328,369	270,008	328,851	258,539	312,862
Poultry and game.....	999,480	985,457	1,053,933	1,053,933	1,052,885	1,052,885	1,028,795	1,028,795
Rabbits (dead).....	656,078	833,929	692,923	862,735	550,928	685,448	579,856	727,464
Unenumerated, salted or fresh.....	670,144	1,225,632	662,954	1,120,267	771,792	1,206,891	754,412	1,374,654
Preserved otherwise than by salting—								
Beef.....	598,030	1,789,399	160,386	894,468	271,781	1,154,358	333,022	1,351,694
Mutton.....	30,111	77,112	39,220	85,548	65,106	155,419	125,029	304,518
Other sorts (other than bacon and hams).....	204,888	789,684	116,809	554,896	128,751	573,778	151,933	689,201
Total provisions.....	80,923,214	187,759,225	87,199,333	199,333	87,522,571	199,333	87,522,571	86,076,836
Rosin.....	1,610,629	687,842	1,454,166	896,301	1,642,920	760,236	1,419,968	676,494
Seeds—								
Clover and grass.....	316,043	651,576	338,443	683,248	310,826	690,323	319,001	727,605
Cotton.....	568,928	2,973,250	758,192	4,881,653	616,923	4,150,459	600,377	4,152,087
Flax and linseed.....	1,924,008	3,541,333	2,071,356	4,397,247	2,067,193	4,307,014	1,637,428	3,762,191
Garden.....	3,264,538	90,444	2,438,324	76,672	2,711,031	84,907	2,681,265	75,796
Rape.....	181,326	286,073	261,960	551,157	147,490	313,520	139,703	261,286
Tares and vetches.....	98,820	33,940	85,757	27,668	89,877	27,535	115,069	42,850
Unenumerated for expressing oil therefrom.....	318,782	545,849	476,634	1,037,652	390,492	734,549	2,313,685	3,265,502
Unenumerated of other sorts.....	1,097,649	399,435	1,616,504	524,964	717,482	249,375	1,165,388	448,670
Scientific instruments, other than electrical.....	848,976	564,793	1,087,136	713,081	925,458	566,499	814,765	500,431
Shells of all kinds.....	1,160,265	762,378	1,195,366	916,890	1,110,481	667,267	1,013,846	600,501
Silk—								
Raw.....	72,055	556,592	66,299	629,400	64,669	588,729	68,132	579,421
Knobs or bunks of silk waste.....	878,850	609,121	680,670	709,215	809,610	628,563	830,712	590,726
Thrown and spun silk yarn.....	12,466,211	12,782,466	12,586,405	12,586,405	11,621,609	11,621,609	11,910,416	11,910,416
Manufactures of all sorts (except lace).....								
Skins and furs—								
Skins, goat, undressed.....	13,733,216	1,360,452	13,697,682	1,614,835	11,316,966	1,237,728	16,334,530	1,788,514
" sheep and lambs, undressed.....	17,531,076	1,956,253	11,013,033	3,167,852	6,801,695	2,376,946	10,641,441	2,912,357
" other sorts.....	883,462	104,201	1,063,341	313,899	27,467	622,749	59,913	59,913

1 GEORGE V., A. 1911

UNITED KINGDOM.

TOTAL Quantities and Values of the Principal Articles of Foreign and Colonial Merchandise Imported, &c.—*Continued.*

ARTICLES.	1905.		1906.		1907.		1908.		1909.	
	Quantity.	Value. £	Quantity.	Value. £	Quantity.	Value. £	Quantity.	Value. £	Quantity.	Value. £
Skins and furs— <i>Con.</i>										
Furs, seal..... No.	271,139	343,300	480,539	399,394	191,428	317,800	388,621	393,209	306,663	373,689
" all other sorts..... "	79,242,099	3,006,509	102,780,094	3,527,080	102,844,695	3,042,832	87,514,797	2,786,146	89,489,904	3,746,533
Manufactures of skins and furs, including rugs.....		1,452,165		1,608,087		1,310,263		1,005,880		1,028,485
Sluic, for roofing purposes..... Tons	69,851	262,954	41,448	152,484	37,523	131,134	30,641	101,378	31,878	106,115
Soap and soap powder..... Cwt.	473,068	500,430	492,458	522,169	641,382	652,720	453,720	536,449	378,240	451,410
Spices—										
Ginger.....	60,640	77,130	37,243	61,070	26,709	65,906	38,612	88,772	40,923	90,702
Pepper.....	18,563,635	481,371	18,266,620	465,693	15,744,353	357,513	14,923,266	266,351	20,451,898	370,912
All other sorts.....	9,453,507	224,494	9,686,151	210,348	11,180,592	285,398	12,812,749	256,489	13,163,629	253,371
Spirits—										
Brandy.....	2,637,597	1,230,498	1,874,335	937,919	2,343,762	1,122,191	1,732,299	892,311	1,418,691	757,947
Geneva.....	428,046	62,087	431,436	61,528	444,107	64,230	433,074	61,918	389,332	56,183
Rum.....	4,198,647	258,623	5,199,819	323,351	5,498,451	350,196	5,274,037	414,258	5,858,109	389,175
" imitations.....	17,800	1,649	14,040	1,331	13,566	1,805	11,935	1,487	12,557	1,391
Unenumerated, not sweetened.....	239,265	29,239	480,984	83,353	493,077	85,222	266,262	82,501	623,674	97,980
Sweetened and perfumed, of all kinds, Gall.	168,851	370,543	149,145	312,694	155,132	340,031	158,712	358,923	153,827	337,352
Sponges.....	1,120,281	220,230	1,263,367	226,256	982,925	218,450	1,024,620	223,623	1,077,111	214,431
Starch, farina, dextrine and potato flour..... Cwt.	1,432,214	857,005	1,540,486	904,423	1,577,134	938,838	1,278,233	816,759	1,472,461	958,425
Stationery.....		393,525		362,664		376,788		440,564		462,461
Stones, marble, hewn or manufactured..... Pons	1,198,800	1,295,669	1,225,037	1,331,855	1,201,244	1,261,287	1,221,612	1,219,309	1,106,646	1,134,447
Straw plaiting for hats and bonnets..... Lbs.	10,775,728	772,138	10,794,046	791,545	10,152,649	726,030	9,089,058	603,729	12,604,519	898,239
Straw.....	102,254	228,928	78,509	169,812	58,725	127,199	15,943	33,155	11,425	25,769
Sugar—										
Refined and candy.....	14,695,801	10,912,934	18,096,163	10,460,657	19,689,693	11,802,374	18,819,749	12,183,787	18,887,438	12,621,297
Unrefined.....	14,636,648	8,558,877	15,257,886	6,884,883	14,960,172	7,331,780	14,882,817	7,817,040	16,302,696	9,070,687
Molasses.....	2,337,369	502,324	2,056,469	517,621	2,799,616	517,621	2,702,519	564,133	3,083,241	678,789
Glucose.....	1,410,557	608,533	1,437,414	640,355	1,173,164	510,145	900,880	421,053	424,619	462,940
Tallow and stearine.....	2,369,819	2,369,886	1,933,836	2,795,821	2,100,169	3,505,691	2,006,717	3,111,195	2,196,556	3,359,962
Tea.....	309,031,959	9,307,255	323,401,707	9,910,761	318,412,369	10,754,406	324,572,581	10,742,611	312,630,496	11,423,680
Tobacco.....										
Unmanufactured.....	83,476,915	2,236,101	115,526,329	3,090,646	98,789,344	3,072,662	119,635,723	3,863,626	126,911,808	3,739,628
Manufactured, of all kinds.....	3,691,687	1,486,816	3,802,878	1,628,181	3,462,342	1,113,170	3,620,373	1,303,527	3,439,062	1,247,035

UNITED KINGDOM.

Total Quantities and Values of the Principal Articles, the Produce and Manufacture of the United Kingdom, Exported during the Years ended December 31, 1905 to 1909, inclusive.

	1905.		1906.		1907.		1908.		1909.	
	Quantity.	Value. £	Quantity.	Value. £	Quantity.	Value. £	Quantity.	Value. £	Quantity.	Value. £
Aerated waters.....	1,108,997	180,736	1,290,255	210,590	1,414,971	225,077	1,138,806	181,054	1,284,267	207,062
Animals—Horses.....	47,708	875,647	60,414	1,205,302	60,383	1,128,582	53,090	935,595	55,910	1,078,484
All other.....		372,904		593,357		415,343		277,071		316,603
Apparel and slaps.....		4,770,964		5,376,012		5,634,404		5,016,387		5,645,539
Arms, ammunition and military stores.....		3,119,025		3,306,405		3,004,753		2,898,745		2,438,903
Bags and sacks, empty.....	2,862,615	637,175	3,006,426	759,773	3,400,493	929,432	3,622,737	777,477	3,623,197	733,405
Beer and ale.....	520,390	1,722,210	544,014	1,815,620	604,794	1,885,918	551,051	1,697,703	572,142	1,742,368
Biscuits and cakes.....	323,674	956,938	312,863	1,005,673	331,967	1,023,091	312,320	1,016,040	317,635	1,079,807
Bladders, casings and sausage skins.....		170,712		168,953		204,672		239,873		289,964
Books, printed.....	315,028	1,916,421	327,139	2,028,560	327,069	2,084,152	332,602	2,017,912	340,454	2,111,962
Bricks.....	79,720	237,947	93,604	276,825	101,138	320,613	82,593	259,023	81,300	253,749
Brooms and brushes.....	333,260	130,038	393,189	174,102	488,442	199,345	400,149	186,451	457,231	193,439
Butter.....	9,062	49,155	12,966	68,437	12,305	68,391	10,045	59,324	9,216	54,807
Candles.....	40,001,700	652,970	36,291,600	595,304	31,788,700	556,950	29,885,300	504,168	31,264,300	495,861
Caoutchouc, manufactures of		1,564,900		1,811,497		2,032,437		1,643,330		1,781,512
Carriages, &c.....										
Railway carriages for passengers and										
parts thereof.....		502,738		765,351		1,183,858		756,891		363,053
Railway wagons, trucks, &c., and										
parts thereof.....		1,504,813		2,529,031		3,166,369		2,466,457		2,613,018
Cycles and parts thereof.....		935,616		1,140,235		1,288,044		1,419,895		1,637,870
All other sorts.....		1,018,068		1,469,129		2,141,596		1,786,207		2,149,829
Cement.....	455,874	730,349	657,955	996,663	764,914	1,297,532	598,376	465,937	598,253	886,779
Cheese.....	9,965	38,132	9,897	40,201	9,524	39,640	8,737	37,534	8,370	37,739
Chemical products and preparations—										
Bleaching materials and preparations.....	957,000	142,019	998,726	209,471	1,077,688	229,841	790,090	171,220	911,854	195,836
Coal products, not dyes.....		1,348,491		1,445,358		1,542,272		1,542,272		1,455,210
Dye stuffs.....		378,522		343,521		356,215		265,668		340,842
Soda compounds.....	4,717,728	1,436,158	5,431,277	1,607,857	5,704,511	1,889,743	4,632,752	1,563,468	5,395,181	1,702,985
Sulphate of copper.....	55,881	1,125,392	42,933	396,282	49,304	1,318,203	71,588	1,393,077	44,830	854,278
Unenumerated.....		2,934,940		3,305,160		3,447,222		3,369,084		3,730,384
Clay, unmanufactured.....	563,963	585,774	602,496	653,936	654,992	706,619	631,129	697,357	659,805	713,060

SESSIONAL PAPER No. 10f

Meat: Beef, mutton, pork, bacon, hams, Cwt.	177,370	546,957	216,069	740,430	227,562	882,000	195,660	770,981	185,745	737,928
Medicines, drugs and medicinal preparations		1,464,598		1,549,471		1,735,119		1,543,872		1,718,085
Metals (including ores) and mfrs. of:—										
Antimony, ore and regulus	2,651	106,576	4,336	353,495	5,004	402,616	4,992	163,132	4,724	143,068
Brass and mfrs. of, not being ordnance	12,259	1,084,737	13,369	1,329,862	11,525	1,390,010	10,192	1,059,672	10,331	1,029,934
Copper, ore of	154	2,936	6	290	8	386	17	319	2,333	44,083
" unwrought in ingots, cakes or slabs and precipitate	20,898	1,479,962	19,412	1,696,253	23,210	2,519,664	14,634	932,162	12,269	783,522
" wrought or manufactured	31,584	2,405,168	22,958	2,657,226	24,308	2,522,106	34,733	2,569,330	28,178	1,961,845
Iron, ore of	14,148	19,768	13,764	20,042	15,298	25,789	4,406	9,752	5,103	12,380
" old and scrap iron or steel	149,060	453,558	177,540	576,781	159,766	547,660	132,987	463,597	162,582	497,378
Iron and steel and mfrs. of:—										
Iron:—										
Cast-iron and manufactures, thereof, unenumerated	41,994	480,482	46,085	504,969	42,509	522,530	47,575	591,510	43,706	565,804
Pig iron	982,876	3,094,374	1,062,826	5,807,430	1,942,335	7,135,540	1,294,045	4,093,566	1,135,310	3,665,506
Puddled bars	430	2,581	2,989	17,166	1,664	10,192	2,476	15,479	5,385	30,404
Wrought in bars, rods, angles, and shapes or sections	134,309	1,092,762	151,076	1,213,027	159,120	1,362,617	118,617	940,369	111,652	865,025
Wrought iron and manufactures thereof, unenumerated	49,967	924,404	49,106	987,244	51,955	1,096,885	53,473	1,030,989	57,341	1,091,882
Iron and steel:—										
Anchors, grappels, chains and cables	28,229	478,974	33,929	595,092	33,112	598,504	27,826	491,632	25,982	441,870
Armour plates	138	12,850	17	1,515	770	70,368	2,847	258,404	69	6,742
Bedsteads	16,951	418,446	18,354	487,763	18,391	548,775	15,002	422,761	16,300	474,724
Black plates for tinning	68,839	634,253	65,615	654,985	71,531	754,308	61,098	618,542	69,064	589,088
Bolts and nuts	18,569	325,238	22,496	407,024	26,224	507,954	21,397	405,018	19,777	358,894
Chairs and sleepers	78,700	406,756	73,367	383,052	91,854	542,834	67,450	383,685	74,258	404,808
Galvanized sheets	406,815	4,825,211	442,414	5,806,866	467,889	6,882,603	390,124	5,426,258	494,873	6,495,611
Hoops and strips	41,980	339,393	45,311	386,955	54,138	489,801	39,336	359,430	39,992	334,734
Machinery and mill work:—										
Steam engines	27,769	1,098,654	28,406	1,135,646	25,127	1,022,083	24,567	1,016,103	23,867	964,892
Agricultural	48,520	2,384,576	55,627	2,895,293	62,362	3,432,841	52,693	3,000,884	51,493	2,707,288
Locomotive	67,343	2,311,330	80,173	2,831,144	93,235	3,144,803	76,175	3,503,978	66,434	3,068,168
Other										
Other machinery:—										
Agricultural	30,209	1,046,968	32,837	1,171,471	30,738	1,132,560	34,845	1,295,538	36,532	1,306,885
Electrical of all kinds	8,991	644,480	12,992	841,757	12,992	995,709	18,482	1,354,018	18,698	1,432,174
Mining	27,854	832,519	21,906	732,862	25,449	875,151	25,821	912,786	27,746	958,226
Sewing machines	24,758	1,967,876	29,385	1,576,816	29,385	1,831,046	25,182	1,566,182	27,869	1,825,795
Textile	134,200	5,606,304	158,319	6,710,413	181,589	8,038,792	190,560	8,829,001	174,991	8,239,994
Other descriptions	173,829	7,367,619	212,397	8,876,487	254,696	10,970,288	222,034	9,521,026	191,261	7,494,221
Nails, screws and rivets	24,647	465,995	28,431	515,823	555,986	555,986	23,749	472,611	24,035	457,708
Rails	546,569	2,731,854	460,328	2,591,363	424,161	2,806,095	452,512	2,769,344	580,216	3,357,010
Railroad, unenumerated	80,493	7,743,960	80,577	854,874	64,854	679,144	60,242	575,027	66,862	616,172
Ship, bridge, boiler and other plates and sheets	204,568	1,619,399	275,045	2,273,137	300,213	2,605,259	207,211	1,707,674	167,173	1,422,803

UNITED KINGDOM.
 Total Quantities and Values of the Principal Articles, the Produce and Manufacture of the United Kingdom,
 Exported, &c.—Continued.

ARTICLES.	1905.		1906.		1907.		1908.		1909.	
	Quantity.	Value. £	Quantity.	Value. £	Quantity.	Value. £	Quantity.	Value. £	Quantity.	Value. £
<i>Metals, &c.—Con.</i>										
Iron or steel and mfrs. of.— <i>Con.</i>										
Iron and steel.— <i>Con.</i>										
Tinned plates and tinned sheets	354,864	4,566,984	374,802	4,936,808	405,228	5,917,104	402,869	5,480,075	439,747	5,767,951
Tubes and pipes and fittings	218,502	2,269,288	295,174	2,432,531	348,742	3,549,872	277,352	3,075,619	280,779	2,942,557
Tires, axles and wheels	44,097	759,223	51,659	925,083	69,362	1,286,318	39,783	1,210,107	52,976	1,050,881
Wire	81,201	1,569,546	95,065	1,964,438	101,471	2,189,404	94,288	1,880,131	105,715	1,978,241
<i>Steel</i>										
Ingot, blooms, billets, slabs, sheet bars and tin-plate bars	8,594	59,596	11,734	88,623	13,410	111,169	2,413	25,000	3,167	25,343
In bars, angles, rods and shapes or sections	151,879	2,081,654	199,115	2,704,106	231,917	3,154,640	168,271	2,148,396	164,483	2,288,502
Girders, beams, joists and pil- lars	63,965	553,183	107,115	983,528	106,071	1,004,321	106,131	857,448	140,198	925,116
Manufactures of steel or of steel and iron, unenumerated	73,103	1,500,026	88,576	1,727,510	91,578	2,121,265	109,725	2,187,073	100,740	2,054,768
Total iron and steel	4,266,855	55,086,764	5,311,243	66,612,484	5,867,800	78,306,639	4,773,880	68,405,544	4,829,690	66,249,785
<i>Lead, ore of</i>										
" pig	3,535	32,365	6,401	70,702	7,283	87,508	4,788	46,009	3,263	31,389
" manufactures of	23,470	316,186	27,340	495,003	27,022	549,836	31,669	441,837	28,055	371,100
Tin, unwrought	18,071	295,979	17,355	337,593	16,350	368,945	17,759	325,368	17,613	311,186
Zinc, ore of	7,623	1,037,780	8,485	1,508,360	8,674	1,552,192	9,336	1,241,128	11,194	1,478,227
" or spelter, crude or in cakes	13,215	67,715	12,942	81,003	11,329	68,469	3,772	15,765	1,643	7,274
" manufactures of	6,301	141,709	6,636	163,883	5,185	115,422	7,026	139,004	7,404	159,969
Ores unenumerated	1,921	34,915	1,218	63,883	1,368	52,008	1,376	46,806	1,143	27,588
	1,571	11,231	1,422	22,800	2,349	28,315	311	8,981	918	12,530

SESSIONAL PAPER No. 10f

Enumerated	16,222	1,343,162	16,841	1,433,812	14,467	1,425,170	14,971	1,292,359	16,994	1,621,322
Metals and mfrs. thereof, un- enumerated		63,940,511		76,806,556		89,962,765		77,040,765		74,753,180
Total metals, &c.										
Milk, condensed	304,945	592,582	324,293	685,939	339,344	714,620	355,922	756,568	334,206	719,015
Musical instruments and parts thereof		272,821		270,046		283,462		262,320		290,289
Oil, seed	51,865	958,040	55,058	1,214,586	58,307	1,552,288	58,365	1,483,662	64,794	1,622,191
" other sorts		929,674		1,225,409		1,559,380		1,412,899		1,596,664
Oil and floor cloths	39,057,100	1,752,005	48,874,000	2,107,205	52,432,700	2,381,495	40,650,400	1,996,476	43,611,400	2,281,560
Painters' colours and materials		2,467,987		2,431,951		2,559,007		2,290,099		2,404,667
Paper, hanging	84,225	208,881	89,514	215,655	87,868	216,507	83,827	217,510	91,088	224,025
" of other sorts		1,730,906	1,388,239	1,848,161	1,654,026	2,127,712	1,652,352	2,097,657	1,964,018	2,330,346
Perfumery, excepte spirits perfumed in bond	1,260,608									
Pickles, vinegar, sauces, condiments, preserved fruits and confectionery		169,118		174,631		188,576		199,702		228,654
Pictures	13,775	1,701,049	15,655	1,923,328	10,079	1,824,753	10,850	1,771,305	13,748	2,023,331
Plate, gold and silver	229,318	261,753	200,300	63,076	225,366	218,168	200,189	69,763	280,510	375,900
Plated and gilt wares		577,222		648,968		701,977		636,614		721,494
Potatoes	646,708	111,363	805,551	142,457	287,451	59,777	583,142	102,428	3,595,012	558,316
Prints, engravings, drawings, oleo- graphs, photographs on paper, maps and charts		176,586		172,110		192,736		230,354		257,895
Provisions, unenumerated		827,692		658,539		350,000		582,021		660,467
Rags and other materials for making paper	96,230	535,840	112,457	713,970	122,876	753,001	112,458	543,977	152,738	678,049
Saddlery and harness		319,333		598,396		578,430		434,033		430,545
Salt	576,175	431,311	622,307	442,432	582,379	451,980	523,696	421,801	515,443	435,154
Seeds of all sorts	351,044	370,865	363,929	387,174	495,711	675,966	391,755	523,208	396,606	548,975
Ships and boats new (not registered as British or registered as British only for purposes of delivery or transfer abroad)		5,431,298		8,644,171		10,018,113		10,567,475		5,927,114
Silk thread, twist and yarn	840,593	298,299	922,842	323,873	1,069,416	401,336	871,883	351,076	1,248,811	381,292
Silk manufactures— Broad piece goods	11,450,933	1,210,367	13,464,333	1,420,419	13,018,370	1,364,863	8,517,543	829,433	10,073,514	985,037
Of other sorts		482,547		488,215		644,760		505,113		493,650
Skins and furs of all sorts		1,663,651		1,864,949		1,735,246		1,267,461		1,827,366
Soap	1,280,520	1,284,727	1,210,130	1,369,556	1,240,107	1,458,955	1,265,920	1,398,466	1,322,070	1,536,368
Spirits—British and Irish	7,191,297	2,853,738	7,310,836	2,985,071	7,819,839	3,115,279	8,247,701	3,403,830	7,846,987	3,111,557
Other		81,039		101,877		110,611		107,225		109,279
Stationery, other than paper		1,412,335		1,596,636		1,780,446		1,527,187		1,571,790
Stones and slate		329,555		344,783		352,740		313,128		294,946
Sugar—Refined	647,391	192,328	807,365	561,690	673,389	467,865	529,212	368,714	645,203	169,780
Molasses, treacle, syrup and glucose		193,131		193,737		237,937		284,876		283,380
Tobacco and manufactures of		981,774		1,060,660		1,262,498		1,399,994		1,678,268
Toys and games		455,278		479,462		534,066		532,488		581,784

UNITED KINGDOM.
 TOTAL Quantities and Values of the Principal Articles, the Produce and Manufacture of the United Kingdom,
 Exported, &c.—*Concluded.*

ARTICLES.	1905.		1906.		1907.		1908.		1909.	
	Quantity.	Value.	Quantity.	Value.	Quantity.	Value.	Quantity.	Value.	Quantity.	Value.
Umbrellas and parasols		£		£		£		£		£
Wood and timber		387,686		498,180		557,397		470,187		388,000
Wool		559,682		636,937		718,170		633,758		811,004
Woolen and worsted manufactures—										
Yarn, alpacaca and mohair	Lbs.	5,892,410	107,184,900	6,479,809	104,303,000	6,645,693	103,025,500	5,283,418	138,695,900	7,354,601
Yarn, hair or wool, N.O.F.	"	4,243,949	55,328,000	5,339,531	58,098,500	6,014,107	50,911,900	4,608,556	58,261,100	4,004,357
Woolen and worsted yarn	"	14,466,500	16,592,000	2,062,438	17,780,100	2,303,463	13,766,400	1,764,395	15,808,800	1,925,837
Yarn, hair or wool, N.O.F.	"	6,641,000	7,329,100	279,971	6,825,400	252,424	6,628,100	243,297	7,245,700	247,631
Woolen tissues	Yds.	72,288,100	9,162,548	9,734,575	84,881,100	10,311,045	75,655,700	9,644,812	78,698,700	10,206,696
Worsted coatings and stuffs	"	106,523,400	6,663,486	6,827,790	99,011,700	7,393,489	74,180,500	5,432,674	85,131,200	6,577,916
Damasks, tapestry and other furni- ture stuffs, also wool and mohair plushes	"	380,400	54,767	49,105	436,400	78,475	381,800	71,124	537,000	87,597
Flannels	"	9,220,500	326,049	321,136	8,705,900	341,021	6,866,400	269,565	7,500,400	284,143
Carpets and druggets	"	8,169,300	976,459	1,123,086	9,450,000	1,232,160	5,692,100	776,259	6,844,600	879,901
Blankets	"	850,875	376,482	734,955	793,018	348,520	621,080	254,839	646,888	278,949
Of other sorts	Pairs		2,036,879	2,229,123		2,446,463		2,205,224		2,331,748
Total woollen and worsted manu- factures (except yarns)			19,596,670	20,584,021		22,151,174		19,154,497		20,646,050
Parcel post	No.	2,604,262	4,115,098	4,417,221	2,862,273	5,106,226	2,716,447	4,845,473	3,856,199	5,534,894
Total value of principal and other articles the produce and manu- facture of the United Kingdom			329,816,614	375,575,338		426,035,083		377,103,824		378,180,347

UNITED KINGDOM.
Total Quantities and Values of the Principal Articles of Foreign and Colonial Merchandise Exported during the Years
ended December 31, 1905 to 1909, inclusive.

ARTICLES.	1905.			1906.			1907.			1908.			1909.		
	Quantity.	Value.	£	Quantity.	Value.	£	Quantity.	Value.	£	Quantity.	Value.	£	Quantity.	Value.	£
Animals.....			97,483			151,970			121,996			115,800			234,171
Arms and ammunition.....			446,585			195,175			76,174			73,786			75,422
Bacon and hams.....			388,837			162,376			149,962			121,860			361,770
Beads of all sorts.....			40,054			670,695			36,297			25,811			21,262
Beef, salted.....			32,444			31,581			26,640			28,830			24,326
Bledders, casings and sausage skins.....			77,013			82,417			77,898			297,150			307,787
Bristles.....			1,781,910			232,583			2,328,769			2,069,863			332,860
Butter.....			70,518			357,658			83,591			307,133			72,315
Caoutchouc.....			8,927			21,083			8,847			13,852			6,235
Margarine.....			334,501			330,252			349,026			6,010,947			383,692
Cheese.....			52,302			159,206			52,292			563,902			15,385
Chemical manufactures and products.....			373,263			309,532			443,987			183,334			9,118,084
China or porcelain and earthenware.....			124,543			104,806			173,538			591,728			160,349
Cocoa, raw.....			9,636,848			313,265			433,554			125,166			675,029
Coffee.....			925,696			1,770,025			1,349,255			466,278			242,099
Cordage and twine.....			138,433			160,529			59,797			1,944,624			1,468,485
Corn, manufactured.....			2,262,661			113,772			2,257,249			33,677			40,387
Corn, grain, meal and flour.....			3,646,861			3,081,306			3,976,773			133,828			121,482
Cotton :—Raw.....			2,528,374			2,191,703			9,539,317			8,250,197			1,418,964
Waste of.....			31,848,360			33,182,244			40,384,256			18,298			7,789,504
Manufactures (except lace).....			529,354			573,150			610,248			647,444			26,461
Drugs—															
Bark, Peruvian.....			10,700			15,866			12,501			14,930			13,650
Opium.....			249,277			145,949			397,383			224,254			145,495
Unenumerated.....			401,013			337,691			395,716			376,606			401,481
Dyeing or tanning stuffs—															
Cutch and gambier.....			2,972			64,617			4,366			4,357			76,905
Indigo.....			5,902			76,590			90,086			63,768			62,474
Unenumerated.....			313,445			269,573			299,634			361,436			387,907
Embroidery and needlework.....			81,912			102,105			199,186			271,694			462,166
Feaders; ornamental.....			556,029			629,983			520,677			674,398			1,758,909
Fish of all sorts.....			499,396			974,143			1,144,589			1,436,425			994,795
Flax, dressed or undressed, and tow.....			2,596			1,086,374			1,025,197			424,639			468,693
			104,063			146,067			116,864			115,062			167,818
						3,381			2,860			3,093			3,801

UNITED KINGDOM.

TOTAL Quantities and Values of the Principal Articles of Foreign and Colonial Merchandise Exported, &c.—Continued.

ARTICLES.	1905.		1906.		1907.		1908.		1909.	
	Quantity.	Value.	Quantity.	Value.	Quantity.	Value.	Quantity.	Value.	Quantity.	Value.
		£		£		£		£		£
Flowers, artificial.....		69,335		78,330		94,827		105,448		128,805
Prints, (except preserved in sugar):—										
Almonds.....		146,656		159,151		196,096		126,414		186,107
Currants.....	38,767	18,757	38,827	46,310	23,349	36,179	31,149	21,607	20,440	35,740
Custards.....	20,870	18,779	40,901	48,379	130,297	476,905	21,829	27,012	140,695	721,743
Grapes.....	79,133	90,242	80,426	100,007	601,345	515,576	75,590	51,574	67,762	270,097
Lemons.....	23,004	12,546	20,607	11,787	72,661	250,232	20,457	9,915	54,593	215,038
Oranges.....	135,001	69,345	291,206	127,587	11,327	4,060	340,294	100,739	6,078	52,828
Raisins.....	26,784	32,933	29,650	12,101	4,678	14,510	248,421	26,824	20,152	20,152
Unenumerated, dried.....	267,336	157,781	255,761	165,201	8,406	70,707	69,377	26,824	9,781	89,853
All other, N.E.S.....		447,332		438,468		37,681		335,774		44,086
Glass, all sorts (except bottles).....	81,694	152,212	40,310	60,530	26,550	44,074	21,005	37,976	27,263	40,086
Glass bottles.....	24,423	12,227	32,698	18,129	58,464	33,150	49,001	25,508	26,832	13,203
Gun:—										
Arabic.....	23,920	33,058	17,982	29,535	23,349	36,179	31,149	21,607	20,440	35,740
Kowrie.....	91,507	310,413	84,326	291,349	130,297	476,905	21,829	27,012	140,695	721,743
Lac, seed, shell, stick and dye.....	91,301	687,046	64,870	601,345	54,529	515,576	75,590	51,574	67,762	270,097
Unenumerated.....	63,548	223,839	70,352	236,360	72,661	250,232	44,125	168,371	54,593	215,038
Gutta-percha.....	3,115	72,009	8,696	72,722	11,327	114,688	4,060	39,356	6,078	52,828
Hair, cow, ball or elk.....	9,513	25,293	6,921	16,044	4,678	14,510	3,858	11,603	5,382	20,152
" horse.....	8,863	82,211	7,310	61,269	8,406	70,707	9,345	80,772	9,781	89,853
" unenumerated.....		24,106		29,554		37,681		26,787		44,086
Hardware (other than cutlery).....		162,204		111,159		111,397		80,533		87,580
Hearp, dressed or undressed and tow.....	47,057	1,524,369	44,918	1,514,361	50,913	1,677,715	39,956	1,093,500	36,505	819,664
Hides, raw.....	318,900	913,859	386,988	1,205,265	323,617	1,065,239	365,800	1,003,734	425,383	1,388,803
Hops.....	9,421	51,561	3,128	11,611	6,770	24,684	12,763	37,811	6,576	20,502
Horns and hoofs.....	1,373	53,504	1,320	50,329		47,521	977	41,826	1,309	47,653
Implements and tools (including parts thereof).....		73,133		67,177		89,801		52,829		67,922
Ivory: Teeth, elephants, sea-cows, and walrus.....	6,610	339,278	6,677	350,282	6,497	104,058	6,046	333,845	7,781	127,879
Jute, raw.....	110,180	1,935,072	138,853	3,038,087	138,422	3,285,367	104,853	1,835,002	103,231	1,666,420
" manufacturers.....		1,810,769		1,735,691		1,974,739		1,597,578		1,369,814
" of all kinds.....		1,510,478		2,187,784		2,390,072		1,701,758		1,986,147

SESSIONAL PAPER No. 10f

Lard.....	Cwt.	224,420	419,257	192,279	401,743	164,980	379,481	110,885	256,272	251,467	632,782
Leather.....	"	127,858	1,218,291	151,923	1,659,353	139,535	1,642,448	129,101	1,479,318	1,233,973	1,616,680
" manufactures.....	"		271,562		314,120		313,120		293,958		330,788
Manures—Nitrate of soda (cubic nitre). Tons		6,691	61,489	4,723	53,465	6,529	73,610	10,662	106,718	6,917	67,886
All other, N.E.S.			48,160		52,020		55,367		63,937		123,004
Meat, preserved, otherwise than by salting.....	Cwt.		116,888		161,450		186,521		207,432		224,579
Metals and ores—			285,963	45,187	210,120	48,634	228,801	55,259	242,802	67,809	357,825
Copper, unwrought, part wrought, and old copier.....	Tons	14,343	963,900	14,792	1,262,605	17,065	1,605,697	19,637	1,185,735	23,139	1,376,259
Copper and manufactures of, N.E.S.			31,486		45,306		175,801		96,699		38,445
Iron and steel and mfrs. of—											
Iron and steel.....	Tons		378,458		377,601		106,361		298,699		278,713
Machinery and millwork.....	Tons	20,299	1,134,814	24,461	1,463,240	24,009	1,432,770	18,988	1,140,543	24,220	1,322,739
Lead, pig or sheet.....	"	18,886	247,068	13,336	228,595	13,288	262,487	10,195	142,201	7,875	103,545
All other, N.E.S.			21,432		7,755		29,001		61,354		44,337
Quicksilver.....	Lbs.	1,599,826	155,611	2,078,439	192,866	2,209,939	206,414	1,676,167	176,459	1,633,868	183,096
Silver ore.....			28,569		10,812		18,654		26,691		26,532
Tin, in blocks, ingots, bars or slabs.....	Tons	29,155	4,120,385	32,271	5,894,646	26,761	4,715,971	32,767	4,369,994	30,236	4,659,984
All other, N.E.S.			153,771		273,860		245,020		259,944		171,855
Zinc and manufactures of.....	Tons	246	41,426		69,399		44,145		56,463		53,406
Unenumerated, unwrought.....	Tons		57,305	526	83,610	216	54,676	313	60,482	468	69,616
" N.E.S.			296,925		376,448		370,916		258,258		239,022
Milk, condensed.....	Cwt.	99,762	194,634	74,965	154,644	34,969	74,030	37,774	82,812	49,528	106,065
Nuts and kernels—			85,226		90,072		90,239		101,313		111,711
Musical instruments.....			173,792	12,859	212,352	17,434	327,780	19,972	321,292	25,570	427,846
For expressing oil therefrom.....	Tons		14,662		18,172		31,422		18,533		15,223
Of other sorts.....											
Oil—											
Cocunut.....	Cwt.	271,512	353,437	139,045	214,293	163,977	301,973	159,979	226,375	116,832	181,518
Olive.....	Tons	1,929	75,396	2,750	109,155	2,268	103,766	1,490	79,684	1,045	67,162
Palm.....	Cwt.	696,314	767,654	677,104	754,646	839,699	958,836	877,731	1,055,972	1,016,991	1,226,641
Petroleum.....	Galls.	7,876,103	207,344	6,885,022	193,179	4,994,672	133,131	5,519,697	153,909	4,510,239	119,561
Seed.....	Tons	5,172	99,370	3,406	72,476	3,623	109,244	3,328	84,071	3,271	82,761
All other, N.E.S.			203,681		292,371		223,161		147,867		179,983
Oil—carrarine or oleo-oil.....	Cwt.	106,230	188,731	116,542	205,363	124,268	235,270	135,271	261,335	166,809	358,881
Painters' colours and pigments, unenumerated.....			30,097		25,465		27,648		25,311		31,991
Paper of all kinds (including straw boards and wood pulp boards).....	Cwt.	97,982	90,858	105,461	122,125	137,216	146,948	148,023	149,021	212,274	191,196
Paper-making materials.....	Tons	19,939	153,929	21,122	165,969	19,595	155,262	9,599	68,997	15,654	117,678
Pictures and drawings, by hand.....	No.	3,121	61,212	3,567	112,506	3,216	97,572	2,880	69,675	3,941	129,646
Pipes of all sorts, for smoking tobacco.....	Gross	20,325	74,849	20,231	73,904	27,551	100,751	35,975	127,663	29,000	91,107
Plumbago.....	Tons	1,651	22,724	1,225	25,664	854	19,811	759	16,463	585	16,670
Seeds—											
Clover and grass.....	Cwt.	92,300	219,541	89,673	218,607	70,047	167,780	65,419	142,586	49,279	115,362
Flax or linseed.....	Qrs.	93,255	169,430	57,342	124,322	76,149	168,678	41,794	92,808	45,409	102,714
Rape.....	"	2,949	5,479	9,076	20,895	2,080	4,579	1,162	2,820	11,557	24,794

UNITED KINGDOM.

TOTAL Quantities and Values of the Principal Articles of Foreign and Colonial Merchandise Exported, &c.—*Concluded.*

ARTICLES.	1905.		1906.		1907.		1908.		1909.	
	Quantity.	Value.	Quantity.	Value.	Quantity.	Value.	Quantity.	Value.	Quantity.	Value.
Seeds— <i>Con.</i>		£		£		£		£		£
Unenumerated, for expressing oil therefrom.....	94,636	171,220	117,220	283,924	182,363	411,080	140,071	268,036	199,463	363,166
Unenumerated, other sorts.....		95,828		83,967		66,864		61,749		67,496
Shells of all kinds.....		399,069		484,526		519,144		433,716		472,111
Silks:—										
Raw.....	188,246	114,216	92,124	59,469	80,645	57,747	42,898	25,698	44,216	27,553
Knubs, or husks of silk, and waste.....	13,524	69,414	3,243	31,664	5,007	78,619	2,424	36,216	4,560	57,656
All other unmanufactured, N. E. S.....		39,726		42,190		38,519		32,512		39,435
Manufactures.....		1,142,217		1,094,657		1,490,066		1,427,974		1,565,249
Skins and furs:—										
Goat, undressed.....	12,521,411	1,237,512	14,728,603	1,575,766	11,139,204	1,255,539	8,822,550	898,397	13,388,101	1,371,835
Sheep.....	9,488,879	1,039,031	10,784,925	1,218,636		1,595,428		975,918		1,596,210
All other sorts.....	53,194,454	2,651,156	72,292,807	3,276,937	71,681,510	3,075,181	64,562,340	2,612,167	62,342,147	3,075,832
Manufactures of skins and furs (including rugs).....		215,819		295,576		277,006		241,840		317,886
Spices:—										
Ginger.....	34,098	37,551	15,276	22,679	15,639	28,933	14,043	26,152	19,751	38,400
Pepper.....	8,445,500	195,096	7,660,224	171,757	5,607,654	124,633	4,834,322	83,162	6,060,288	90,012
Unenumerated.....		145,372		3,546,948		138,691		156,383		123,799
Spirits:—										
Brandy.....	92,749	51,668	67,900	48,191	59,391	43,258	62,977	44,020	52,830	41,506
Rum.....	906,788	140,616	945,795	144,457	1,130,447	169,534	1,071,371	175,540	1,111,467	185,697
Other sorts.....	225,945	79,395	177,872	71,290	221,652	45,524	167,978	73,001	162,846	70,435
Sponges.....	311,991	65,479	260,549	71,119	305,389	79,428	268,585	304,865	304,865	73,705
Starch, farina, dextrine and potato flour.....	17,369	12,238	18,090	12,400	11,640	8,088	12,743	7,811	16,442	10,323
Stationery other than paper, including ink.....		120,096		138,731		151,444		131,572		143,083
Stones, slabs and marble, rough, hewn or manufactured (other than works of art).....	5,767	39,318	8,230	49,874	9,135	49,151	7,542	48,272	8,007	53,658
Straw plaiting for hats and bonnets.....	4,277,003	310,975	4,936,312	390,586	4,215,684	320,571	3,862,496	298,512	4,867,255	308,080

SESSIONAL PAPER No. 10f

Cordage.	{ C..... } { U.S., } { }	22,894 116,394	7,117 81,346	3,332 112,678	10,047 58,822	1,467 129,260	8,700 71,615	6,834 83,691	17,637 131,731	3,473 130,709	5,361 85,745
Corn, grain and meal.	{ C..... } { U.S., } { }	6,337,600 2,206,878 32,588,470 11,227,268	6,091,710 2,216,019 40,466,300 13,473,511	9,527,475 3,194,024 63,312,661 11,495,721	10,802,127 3,737,367 24,137,895 8,414,114	6,193,300 2,229,792 7,051,600 2,517,125	6,617,630 2,414,613 6,639,100 2,121,651	11,220,500 4,029,692 22,554,400 8,091,141	15,796,635 6,181,399 25,768,900 10,877,170	15,796,635 6,181,399 25,768,900 10,877,170	250,700 7,604,762 15,501,100 6,938,106
Barley.	{ C..... } { U.S., } { }	598,660 173,963 4,277,100 1,349,816	420,400 122,762 2,630,010 872,691	74,389 19,910 2,458,563 496,691	80,755 22,223 2,526,771 818,804	487,500 192,145 3,737,200 1,220,287	959,100 277,239 2,654,000 778,637	661,600 178,272 2,929,900 832,313	484,200 145,973 2,751,400 733,614	617,200 205,699 1,831,400 733,614	250,700 80,824 2,723,400 1,077,115
Oats.	{ C..... } { U.S., } { }	1,518,100 409,027 5,715,200 1,479,737	1,151,000 317,188 4,443,800 1,185,928	590,358 183,656 1,221,271 357,763	569,482 158,346 660,689 176,523	659,700 181,388 178,900 46,971	1,440,700 180,916 2,618,300 720,510	1,305,900 373,017 3,895,000 991,513	1,440,700 476,316 240,520 76,626	19,300 6,480	130,400 41,335
Peas.	{ C..... } { U.S., } { }	849,700 276,606 581,803 199,834	707,700 235,046 440,100 153,481	217,486 80,304 248,737 99,245	212,163 81,814 178,629 66,359	262,860 33,316 53,263 20,380	142,490 52,352 13,836	188,900 75,609 57,662	188,900 107,993 41,700	243,240 39,339 89,420	84,780 39,339 60,883 26,735
Maize or indian corn.	{ C..... } { U.S., } { }	4,795,400 1,069,517 38,421,950 8,596,172	2,085,600 476,224 25,664,300 5,914,965	104,993 29,563 1,975,138 561,230	3,387,331 847,696 18,676,011 4,684,717	1,872,900 472,907 8,077,000 1,956,137	2,740,800 747,386 18,880,200 4,766,799	2,122,200 533,089 18,865,200 4,665,868	2,218,300 612,040 15,104,400 3,455,803	138,500 41,831 6,682,200 2,026,578	111,100 34,771 7,069,175 2,257,670
Rye.	{ C..... } { U.S., } { }	280,740 82,462 413,020 113,317	403,730 116,191 315,200 84,160	391,472 106,534 160,195 46,371	291,942 79,874 406,739 106,808	29,780 6,271 62,180 12,284	51,860 16,024 62,110 18,080	52,620 14,586 249,580 69,167	64,080 20,993 185,630 62,311	143,740 19,009 336,130 129,691	33,950 10,783 136,190 50,288
Wheat meal or flour.	{ C..... } { U.S., } { }	1,195,219 570,680 17,877,308 8,366,256	1,358,100 628,611 18,999,882 8,698,249	1,943,213 869,933 15,687,217 7,217,060	2,637,617 1,253,250 16,223,639 7,618,091	2,045,767 1,014,124 8,252,602 4,095,749	961,360 484,447 10,152,770 3,063,394	1,467,000 711,248 10,152,770 4,301,129	1,430,420 730,486 9,732,634 3,332,586	1,529,122 817,764 9,938,839 3,442,624	2,659,400 1,188,454 6,929,011 3,988,223
Oatmeal and rolled oats.	{ C..... } { U.S., } { }	115,600 55,664 710,120 463,409	92,200 45,207 740,970 497,335	62,083 34,111 512,498 417,801	262,110 189,000 457,685 343,690	447,682 262,841 191,743 136,200	344,556 262,841 279,833 193,746	371,865 269,090 281,865 224,522	383,884 259,491 746,708 215,563	281,533 217,792 198,555 192,638	339,262 1,149 10,045 206,440
Cotton.	{ C..... } { U.S., } { }	1 12,190,169 30,196,513	1 13,221,303 32,355,712	390 970 12,177,136 12,153,019 32,345,746 13,310,446 40,197,242	9,570 22,500 15,483,392	1,429 2,920 13,289,920	3,964 7,256 15,675,869	2,254 6,965 14,183,064	1,199 10,647 14,647,186
Manufactures of all sorts.	{ C..... } { U.S., } { }	5,186 287,015	5,064 332,145	7,791 255,808	12,469 191,326	5,075 138,174	3,890 242,919	2,568 253,536	2,400 216,929	4,963 229,486	3,485 212,581

UNITED KINGDOM.
 STATEMENT of the Quantities and Values of Merchandise Imported into the United Kingdom from
 Canada and the United States, &c.,—Continued.

Abbreviations: C., Canada; U.S., United States.

ARTICLES.	QUANTITIES AND VALUES.									
	1900.	1901.	1902.	1903.	1904.	1905.	1906.	1907.	1908.	1909.
Dyestuffs and substances used in tanning:										
Extracts.....	£ 15,977 75,287	£ 17,527 65,899	£ 18,565 63,511	£ 16,330 75,549	£ 14,060 59,444	£ 11,755 49,525	£ 16,980 58,614	£ 12,369 50,294	£ 17,442 49,256	£ 22,948 53,410
Bggs.....	(Gr. hds.) 807,702 288,945	(Gr. hds.) 704,633 209,316	(Gr. hds.) 517,822 218,571	(Gr. hds.) 557,080 218,571	(Gr. hds.) 317,722 129,631	(Gr. hds.) 242,054 107,847	(Gr. hds.) 92,735 92,925	(Gr. hds.) 112,186 90,235	(Gr. hds.) 50,393 24,838	(Gr. hds.) 3,984 2,182
	(Gr. hds.) 423,863 156,168	(Gr. hds.) 342,788 123,643	(Gr. hds.) 169,372 67,934	(Gr. hds.) 161,416 61,581	(Gr. hds.) 25,130 9,648	(Gr. hds.) 32,372 11,645	(Gr. hds.) 68,683 30,183	(Gr. hds.) 27,645 13,065	(Gr. hds.) 6,797 3,161	(Gr. hds.) 1,195 57
Fish of all sorts.....	(Cwt.) 335,891 930,185	(Cwt.) 230,167 690,454	(Cwt.) 424,561 1,074,363	(Cwt.) 263,136 796,977	(Cwt.) 204,499 714,687	(Cwt.) 247,763 833,880	(Cwt.) 405,329 1,229,465	(Cwt.) 201,567 797,834	(Cwt.) 242,902 899,628	(Cwt.) 219,060 758,341
	(Cwt.) 429,023 728,834	(Cwt.) 436,937 836,177	(Cwt.) 606,422 1,101,322	(Cwt.) 325,968 572,770	(Cwt.) 382,632 875,702	(Cwt.) 382,632 487,654	(Cwt.) 517,309	(Cwt.) 233,300	(Cwt.) 412,432	(Cwt.) 571,083
Fruits:										
Apples, raw.....	(Cwt.) 803,638 427,763	(Cwt.) 474,712 305,953	(Cwt.) 918,666 569,891	(Cwt.) 1,545,455 879,389	(Cwt.) 1,208,409 619,844	(Cwt.) 1,279,145 722,764	(Cwt.) 1,026,537 595,564	(Cwt.) 1,632,319 946,709	(Cwt.) 1,514,579 838,283	(Cwt.) 1,633,855 960,156
	(Cwt.) 898,689 510,779	(Cwt.) 726,366 487,881	(Cwt.) 1,478,730 1,004,800	(Cwt.) 2,381,619 1,420,132	(Cwt.) 1,850,037 982,613	(Cwt.) 1,601,120 918,987	(Cwt.) 1,380,083 851,040	(Cwt.) 1,369,515 833,985	(Cwt.) 1,135,985 633,116	(Cwt.) 682,144 480,077
	(Tons) 13,327 49,923	(Tons) 40,842 165,904	(Tons) 98,652 352,836	(Tons) 51,804 168,199	(Tons) 51,392 169,005	(Tons) 55,955 192,539	(Tons) 63,215 230,252	(Tons) 18,040 71,162	(Tons) 21,692 82,906	(Tons) 43,694 168,198
	(Tons) 44,198 169,127	(Tons) 83,604 338,640	(Tons) 121,777 478,107	(Tons) 30,525 77,984	(Tons) 18,666 71,818	(Tons) 15,625 50,869	(Tons) 24,030 81,906	(Tons) 1,970 7,894	(Tons) 2,258 7,719	(Tons) 7,929 30,318
Hay.....	(Cwt.) 1,848 585,505	(Cwt.) 1,200 289,472	(Cwt.) 5,520 360,793	(Cwt.) 6,310 391,751	(Cwt.) 1,081,819 1,081,819	(Cwt.) 1,028 191,160	(Cwt.) 5,993 484,934	(Cwt.) 9,553 488,189	(Cwt.) 13,007 487,190	(Cwt.) 205,009 265,647
Hops.....	(Cwt.) 116,891 202,878	(Cwt.) 112,913 237,085	(Cwt.) 93,067 235,887	(Cwt.) 127,461 281,344	(Cwt.) 139,751 258,472	(Cwt.) 88,489 160,027	(Cwt.) 67,273 144,271	(Cwt.) 41,600 93,475	(Cwt.) 38,862 88,849	(Cwt.) 32,484 94,425
	(Cwt.) 1,792,593 3,034,038	(Cwt.) 1,842,034 3,775,638	(Cwt.) 1,537,760 3,834,641	(Cwt.) 1,590,929 3,533,228	(Cwt.) 1,669,996 3,041,840	(Cwt.) 1,909,633 3,500,769	(Cwt.) 1,969,660 4,186,571	(Cwt.) 1,903,961 4,350,204	(Cwt.) 1,924,881 4,258,051	(Cwt.) 1,703,573 4,694,353

SESSIONAL PAPER No. 10f

Leather.....	{ C..... U.S. }	3,178,784 139,206 64,432,816 3,038,638	3,357,124 153,558 69,931,120 3,356,508	4,016,880 195,796 71,438,080 3,577,921	3,701,640 183,470 66,013,420 3,390,281	5,742,240 263,998 69,188,432 3,922,961	8,363,936 379,907 57,188,432 2,940,363	6,341,552 300,672 52,379,824 3,302,727	8,096,480 368,105 61,856,032 3,958,820	7,014,224 396,721 57,863,616 3,829,382
Manure : Phosphate of lime and rock.....	{ C..... U.S. }	101,214 201,704	109,700 197,084	134,304 224,431	107,105 177,222	119,274 220,929	134,185 246,289	150,164 319,789	165,866 370,115	136,736 288,289
Meats (except poultry and game):—	{ C..... U.S. }	529,864 1,076,445 2,867,527 7,491,943	398,697 921,909 2,244,329 9,255,851	462,487 1,903,280 3,283,855 8,239,522	665,249 1,691,087 2,884,507 7,370,928	829,883 1,805,139 2,806,168 6,209,009	1,066,141 2,479,809 2,880,817 6,100,973	883,102 2,337,761 3,084,129 7,697,512	687,759 1,364,357 2,858,312 6,726,084	443,886 1,364,357 2,858,312 6,057,473
Beef, fresh.....	{ C..... U.S. }	44,784 96,239 2,867,238 6,039,776	19,661 40,303 3,180,291 6,761,587	29,896 55,090 2,290,463 5,204,057	5,351 8,944 2,693,226 5,739,750	9,044 17,732 2,395,438 5,130,286	1,979 3,040 2,235,436 4,840,313	3,102 6,199 2,431,957 5,243,127	3,188 4,685 1,446,494 3,293,184	22,586 13,994 856,246 1,949,336
Beef, salted.....	{ C..... U.S. }	5,283 8,013 185,329 244,821	7,817 12,217 192,000 246,927	4,032 7,515 143,994 227,283	5,571 8,244 165,176 232,263	4,824 8,226 135,280 173,098	4,903 8,249 135,893 191,280	4,897 6,396 154,385 207,294	4,537 7,406 103,435 200,070	687 1,291 104,711 188,775
Hams.....	{ C..... U.S. }	446,942 1,692,453 3,762,714	304,822 1,730,536 4,209,816	420,319 1,312,779 3,422,004	524,542 939,169 2,602,654	485,527 1,042,659 2,606,129	118,436 1,297,789 2,907,024	152,528 1,294,616 3,364,971	138,472 1,169,601 2,326,360	53,593 1,073,569 2,352,684
Mutton, fresh.....	{ C..... U.S. }	3,078 5,989	5,608 11,189	34,800 60,064	41,863 79,540	4,148 8,346	6,283 11,904	2,670 5,274	5,403 9,947	3,881 7,297
Pork, fresh.....	{ C..... U.S. }	3,425 7,479 238,179 502,618	4,991 9,798 348,935 762,993	856 2,039 252,421 572,328	634 1,760 132,695 319,634	3,279 7,538 119,259 262,450	239 546 139,760 303,261	966 2,092 123,040 273,854	514 1,220 143,857 309,847	189 278 53,689 15,894
Pork, salted.....	{ C..... U.S. }	18,491 26,426 128,402 177,671	14,849 22,700 137,680 207,856	10,348 20,418 103,416 187,131	13,928 22,940 90,849 158,318	14,353 20,373 78,311 119,423	5,450 6,659 75,190 120,629	4,452 7,057 125,444 129,757	7,508 12,544 81,069 147,149	3,516 5,536 119,178 113,555
Uncenumerated, salted or fresh.....	{ C..... U.S. }	7,142 8,593 140,473 231,342	5,082 7,160 174,830 275,913	5,037 7,651 163,948 259,900	5,659 10,320 179,212 283,900	11,050 16,936 132,539 210,621	5,011 6,256 171,476 265,452	4,129 5,400 194,441 291,872	7,076 10,278 183,819 262,997	8,795 11,660 142,178 248,251

UNITED KINGDOM.

STATEMENT of the Quantities and Values of the Principal Articles of Merchandise Imported into the United Kingdom from Canada and the United States, &c.—Continued.

Abbreviations: C., Canada; U.S., United States.

QUANTITIES AND VALUES.

ARTICLES.	1900.		1901.		1902.		1903.		1904.		1905.		1906.		1907.		1908.		1909.			
	Quantity	Value	Quantity	Value	Quantity	Value	Quantity	Value	Quantity	Value	Quantity	Value	Quantity	Value	Quantity	Value	Quantity	Value	Quantity	Value		
Meats— <i>Cont.</i>	17,816	£ 28,543	20,283	£ 47,077	37,239	£ 82,341	28,499	£ 11,770	5,634	£ 6,595	5,350	£ 5,350	5,350	£ 5,350	5,350	£ 5,350	5,350	£ 5,350	5,350	£ 5,350	5,350	£ 5,350
Preserved, otherwise than by salting	52,514	£ 74,459	60,151	£ 145,822	111,320	£ 78,562	30,867	£ 17,783	23,448	£ 25,589	25,589	£ 25,589	25,589	£ 25,589	25,589	£ 25,589	25,589	£ 25,589	25,589	£ 25,589	25,589	£ 25,589
	419,863	£ 459,618	537,258	£ 412,138	398,021	£ 466,771	262,163	£ 148,070	211,829	£ 175,455	175,455	£ 175,455	175,455	£ 175,455	175,455	£ 175,455	175,455	£ 175,455	175,455	£ 175,455	175,455	£ 175,455
	1,224,847	£ 1,294,304	1,463,618	£ 1,196,588	1,140,067	£ 1,297,872	790,728	£ 790,728	790,728	£ 790,728	790,728	£ 790,728	790,728	£ 790,728	790,728	£ 790,728	790,728	£ 790,728	790,728	£ 790,728	790,728	£ 790,728
Metals and ores:—	644	£ 644	2,110	£ 1,024	982	£ 2,341	2,854	£ 3,630	3,630	£ 2,340	3,995	£ 3,995	3,995	£ 3,995	3,995	£ 3,995	3,995	£ 3,995	3,995	£ 3,995	3,995	£ 3,995
Copper, regulus and precipitate.....	19,953	£ 19,953	39,180	£ 39,180	39,050	£ 65,952	106,378	£ 114,891	88,154	£ 88,154	117,961	£ 117,961	117,961	£ 117,961	117,961	£ 117,961	117,961	£ 117,961	117,961	£ 117,961	117,961	£ 117,961
	9,108	£ 20,869	13,956	£ 4,900	5,057	£ 330	257	£ 627	589	£ 589	236	£ 236	236	£ 236	236	£ 236	236	£ 236	236	£ 236	236	£ 236
	378,252	£ 655,898	406,098	£ 154,764	178,123	£ 9,855	9,718	£ 22,439	17,515	£ 17,515	4,525	£ 4,525	4,525	£ 4,525	4,525	£ 4,525	4,525	£ 4,525	4,525	£ 4,525	4,525	£ 4,525
Copper, unwrought and part wrought	28,218	£ 18,957	41,761	£ 20,727	48,395	£ 28,273	26,899	£ 37,224	56,014	£ 70,065	70,065	£ 70,065	70,065	£ 70,065	70,065	£ 70,065	70,065	£ 70,065	70,065	£ 70,065	70,065	£ 70,065
	2,121,194	£ 1,360,861	2,285,734	£ 1,225,365	2,831,437	£ 1,910,723	2,312,442	£ 2,901,130	3,390,915	£ 4,211,808	4,211,808	£ 4,211,808	4,211,808	£ 4,211,808	4,211,808	£ 4,211,808	4,211,808	£ 4,211,808	4,211,808	£ 4,211,808	4,211,808	£ 4,211,808
Copper, other and mfrs. of.....	4,305	£ 464,324	1,995	£ 2,069	2,069	£ 2,989	2,989	£ 303,337	303,337	£ 303,337	303,337	£ 303,337	303,337	£ 303,337	303,337	£ 303,337	303,337	£ 303,337	303,337	£ 303,337	303,337	£ 303,337
	1,887	£ 7,387	116,630	£ 10,430	55,454	£ 16,291	16,291	£ 18,187	18,187	£ 18,187	18,187	£ 18,187	18,187	£ 18,187	18,187	£ 18,187	18,187	£ 18,187	18,187	£ 18,187	18,187	£ 18,187
Iron, pig and puddled.....	94,282	£ 35,312	10,701	£ 4,165	16,291	£ 16,291	16,291	£ 18,187	18,187	£ 18,187	18,187	£ 18,187	18,187	£ 18,187	18,187	£ 18,187	18,187	£ 18,187	18,187	£ 18,187	18,187	£ 18,187
	350,649	£ 132,999	59,762	£ 51,516	51,516	£ 17,959	17,959	£ 22,595	22,595	£ 22,595	22,595	£ 22,595	22,595	£ 22,595	22,595	£ 22,595	22,595	£ 22,595	22,595	£ 22,595	22,595	£ 22,595
Iron; steel, unwrought.....	1,877	£ 10,679	1,879	£ 157,851	50,864	£ 294,349	34,593	£ 620	620	£ 4,399	4,399	£ 4,399	4,399	£ 4,399	4,399	£ 4,399	4,399	£ 4,399	4,399	£ 4,399	4,399	£ 4,399
	10,679	£ 157,851	50,864	£ 294,349	34,593	£ 620	620	£ 4,399	4,399	£ 4,399	4,399	£ 4,399	4,399	£ 4,399	4,399	£ 4,399	4,399	£ 4,399	4,399	£ 4,399	4,399	£ 4,399
Iron and steel, manufactures of:—	1,015,601	£ 294,349	34,593	£ 620	620	£ 4,399	4,399	£ 4,399	4,399	£ 4,399	4,399	£ 4,399	4,399	£ 4,399	4,399	£ 4,399	4,399	£ 4,399	4,399	£ 4,399	4,399	£ 4,399
Sewing machines.....	682	£ 103,959	147,510	£ 180,022	180,022	£ 208,845	208,845	£ 192,475	192,475	£ 457,624	457,624	£ 362,422	362,422	£ 106,817	106,817	£ 150,312	150,312	£ 21,608	21,608	£ 27,668	27,668	£ 27,668
	137,387	£ 117,990	103,544	£ 50,394	50,394	£ 53	53	£ 35,192	35,192	£ 22,578	22,578	£ 35,832	35,832	£ 21,608	21,608	£ 27,668	27,668	£ 27,668	27,668	£ 27,668	27,668	£ 27,668
Cycles.....	137,387	£ 117,990	103,544	£ 50,394	50,394	£ 53	53	£ 35,192	35,192	£ 22,578	22,578	£ 35,832	35,832	£ 21,608	21,608	£ 27,668	27,668	£ 27,668	27,668	£ 27,668	27,668	£ 27,668

SESSIONAL PAPER No. 10f

Machinery, N.E.S.	(C..... { U. S.	£ £	67,060 2,347,981	61,740 2,804,657	97,726 2,418,573	86,854 2,194,300	87,552 2,433,849	86,907 2,750,505	113,071 2,749,015	108,308 2,388,254	97,857 2,368,360
Unenumerated.	(C..... { U. S.	£ £	5,221 930,151	5,489 639,017	12,181 549,858	29,134 459,843	8,383 263,479	39,950 282,904	77,024 256,712	39,111 275,185	56,157 272,911
Lead—Pig and sheet.	(C..... { U. S.	(Tons) { Tons	43,496 683,328	50,821 565,170	39,602 457,497	36,748 437,066	24,173 319,309	17,067 285,162	26,437 514,736	34,369 472,199	33,404 436,126
Silver ore.	(C..... { U. S.	(£ { £	1,451 64,652	103,285	132,177	119,232	5,660	7,253	107,862	35,967	191,333
Zinc ore.	(C..... { U. S.	(Tons) { Tons	913 9,090	335 1,502	526 2,222	851 4,422	203 1,995	315 3,695	324 3,516	371 4,801	531 5,412
Zinc, crude.	(C..... { U. S.	(Tons) { Tons	2,007 17,725	2,752 10,845	3,406 6,962	4,047 15,073	6,161 11,481	6,418 13,466	7,254 5,265	5,542 4,608	12,252 5,296
Musical instruments.	(C..... { U. S.	£ £	5,225 284,521	6,684 278,808	3,083 284,254	19,319 223,894	23,968 180,373	29,576 168,745	25,576 181,471	21,310 157,704	15,057 139,163
Oils:—	(C..... { U. S.	(Tons) { Tons	457 9,489	70 1,638	368 8,079	368 8,079	368 8,079	368 8,079	368 8,079	368 8,079	368 8,079
Seed.	(C..... { U. S.	(Tons) { Tons	13,262 290,197	12,360 310,069	11,416 255,824	12,820 294,808	17,677 321,821	12,351 263,613	18,177 449,790	17,328 443,135	18,603 504,825
Train and blubber.	(C..... { U. S.	(Tons) { Tons	14,404 2,634	708 45,135	464 69,161	131 39,242	830 21,535	2,310 51,854	3,056 14,242	2,960 18,974	4,465 66,608
Oil-seed cake.	(C..... { U. S.	(Tons) { Tons	4,071 30,070	11,262 79,280	10,411 76,275	6,333 41,747	4,349 31,129	9,228 67,698	13,183 94,721	11,467 81,857	10,944 83,384
Paper of all sorts.	(C..... { U. S.	(£ { £	136,583 422,813	107,628 409,155	99,314 359,897	135,217 365,090	252,322 382,350	243,345 473,644	155,172 353,773	229,332 248,979	221,226 361,129

SESSIONAL PAPER No. 10f

Sawn and split.....	C..... (Loads) U. S. (1,659,668	1,508,172	1,280,602	1,169,715	1,430,306	1,124,813	993,290	1,650,106
		4,385,251	4,268,886	3,497,456	3,307,218	4,218,612	3,318,222	2,884,622	3,051,227
Staves.....	C..... (Loads) U. S. (593,478	700,257	580,701	484,619	507,107	548,157	415,151	498,067
		1,899,094	2,308,264	1,927,891	1,662,859	2,017,362	2,266,886	1,671,833	1,826,371
Furniture woods and hardwoods.....	C..... (Loads) U. S. (1,821	1,858	4,553	2,132	1,982	2,563	1,832	811
		8,279	9,470	16,518	9,406	9,542	13,026	10,013	5,308
House frames, furniture fittings, joiners' work and woodware.....	C..... (Tons) U. S. (32,355	25,014	18,671	21,826	27,276	24,395	24,395	19,272
		217,848	166,160	124,926	113,322	191,847	153,100	186,065	142,142
Parcel post.....	C..... (No.) U. S. (5,142	6,472	8,437	9,473	8,513	8,715	9,200	11,493
		35,317	44,135	50,952	56,181	48,869	44,668	51,428	68,539
Total value of principal and other articles.....	C..... (£) U. S. (99,769	108,446	86,512	87,571	92,870	129,168	109,803	102,800
		750,011	818,112	638,035	626,503	646,198	867,124	789,108	670,392
Total value of principal and other articles.....	C..... (£) U. S. (40,993	61,092	51,186	123,509	122,150	105,982	84,912	122,148
		386,507	441,225	305,625	679,447	751,588	696,046	716,639	730,286
Total value of principal and other articles.....	C..... (£) U. S. (37,402	41,079	55,325	61,312	82,969	98,798	118,411	114,263
		57,325	35,469	59,735	59,974	72,265	89,250	101,691	96,957
Total value of principal and other articles.....	C..... (£) U. S. (.....	30,554	75,263	95,698	100,219	114,177
		21,261	51,242	63,349	75,147	75,147
Total value of principal and other articles.....	C..... (£) U. S. (21,764,021	19,854,585	22,021,164	24,485,632	28,032,036	25,466,836	24,463,488	25,222,993
		138,789,261	141,015,463	126,961,601	122,112,652	119,227,802	114,669,797	131,051,366	125,900,831

UNITED KINGDOM.

STATEMENT of the Quantities and Values of the Principal Articles of Merchandise (Produce and Manufacture of the United Kingdom) Exported from the United Kingdom to Canada and the United States, respectively, during the Years ended December 31, 1900 to 1909, inclusive.

Abbreviations: C., Canada; U.S., United States.

ARTICLES.	QUANTITIES AND VALUES.									
	1900.	1901.	1902.	1903.	1904.	1905.	1906.	1907.	1908.	1909.
Alkali (soda compounds).....	247,800 £ 63,642	175,414 54,055	263,294 71,713	278,013 77,052	292,956 81,173	271,471 78,791	330,653 97,583	375,850 107,995	310,534 79,701	426,643 98,868
Animals, living.....	160,159 £ 158	103,712 139	109,425 215	93,612 370	99,782 545	73,622 707	62,106 1,625	104,663 1,690	58,773 676	58,313 1,819
Horses.....	16,608 £ 439	11,537 574	23,136 853	34,065 702	41,878 594	54,716 878	97,205 971	97,145 993	41,593 819	108,607 1,016
Bulls, oxen, cows and calves.....	39,226 £ 572	70,383 402	94,403 574	87,444 237	50,696 77	58,222 72	91,184 161	65,004 274	49,836 156	87,851 223
Sheep and lambs.....	17,169 £ 3,706	16,462 3,834	24,048 2,370	7,901 390	2,629 2,940	2,021 1,504	6,044 7,253	7,961 16,191	4,885 8,927	5,418 22,155
Apparel, haberdashery and millinery. (C.....) (U.S.....)	398,647 £ 101,077	406,501 96,870	528,387 162,428	716,910 157,612	601,755 85,950	484,472 76,151	503,305 90,833	647,028 86,858	430,918 73,174	492,160 112,229
Arms, ammunition and military stores (C.....) (U.S.....)	53,900 £ 57,590	108,769 39,884	80,322 32,309	87,151 33,325	126,090 29,663	146,255 29,441	236,040 93,194	258,486 41,449	192,364 79,854	147,897 159,377
Beer and ale.....	4,287 £ 18,984	3,908 16,988	3,588 15,791	4,429 19,659	4,733 22,348	4,714 22,180	5,836 28,365	9,450 36,634	6,829 27,015	8,243 32,245
Bleaching materials.....	47,689 £ 210,462	43,882 204,423	42,990 206,324	44,796 211,373	45,504 221,159	50,900 240,842	56,955 265,664	77,426 301,860	61,173 239,513	72,626 269,978
	18,100 £ 5,880	24,400 8,523	14,900 4,703	46,586 11,461	26,261 5,282	38,314 8,314	45,325 9,835	49,952 11,390	40,066 8,348	64,326 12,993
	880,700 £ 245,425	726,206 243,917	649,709 199,928	790,654 138,711	548,320 105,620	697,361 135,613	697,584 138,665	775,978 157,458	488,131 99,522	572,360 115,856

*Includes 'All other animals' except 'Horses.'

SESSIONAL PAPER No. 10f

Books, printed.....	{ C..... { £..... { Cwt..... {	9,623 73,336 43,108 324,681	8,912 67,208 43,033 344,968	12,348 93,273 41,198 341,247	13,999 99,175 42,417 391,826	16,155 109,870 43,634 430,371	17,701 118,397 43,217 449,151	23,674 144,558 46,150 453,038	23,541 137,133 41,794 369,462	29,390 168,626 44,126 440,355	
Caoutchouc, manufactures of.....	{ C..... { U.S..... {	24,810 51,553	25,104 50,867	28,997 44,796	43,260 57,394	44,266 55,765	45,051 45,788	51,166 65,946	35,146 49,027	50,472 47,035	
Carriages, viz.:	{ C..... { U.S..... {	1,512 5,473	1,400 1,757	439 1,970	1,127 1,248	
Cycles and parts thereof.....	{ C..... { U.S..... {	30,406 58,580 34,171 68,395	17,657 31,659 8,102 17,529	8,642 15,288 16,801 31,811	16,561 29,249 5,073 12,210	28,302 47,966 11,595 22,680	48,336 73,731 113,888 166,692	44,875 75,315 101,433 171,058	27,141 44,234 11,074 20,468	13,946 20,787 9,626 16,850	
Chemical products and preparations, unenumerated, including dye stuffs, and sulphate of copper.....	{ C..... { U.S..... {	127,448 600,847	123,259 478,556	120,081 483,113	162,414 429,390	154,618 416,842	214,653 467,332	222,601 602,263	196,189 462,448	218,219 544,893	
Clay, unmanufactured.....	{ C..... { U.S..... {	8,898 11,561 120,642 170,065	6,774 8,281 131,816 188,206	11,076 13,059 155,720 213,377	14,516 19,633 160,453 215,271	12,535 15,017 139,078 239,022	14,572 17,714 222,922 277,981	17,981 22,865 234,278 291,088	20,270 24,621 186,094 223,676	21,042 27,798 235,109 288,063	
Coal, coke and manufactured fuel.....	{ C..... { U.S..... {	33,328 32,321 53,730 59,192	108,708 59,993 131,816 112,011	144,548 105,621 880,407 595,818	111,491 61,207 139,1683 93,869	84,436 51,733 160,469 103,990	93,060 57,950 76,421 52,431	93,060 57,950 76,421 52,431	65,251 44,460 88,750 80,302	128,638 79,343 31,902 25,789	75,114 47,478 48,188 35,222
Coal products (except dyes).....	{ C..... { U.S..... {	16,361 131,126	9,297 101,578	12,036 128,421	10,280 152,203	8,312 201,491	12,460 254,744	18,178 337,135	16,931 385,007	18,371 408,704	
Cordage and twine.....	{ C..... { £..... { Cwt..... { U.S..... {	2,715 8,684 669 2,504	8,606 22,814 1,291 3,616	9,591 25,007 6,326 10,089	14,483 33,069 3,165 5,432	13,970 33,069 1,912 4,574	16,045 39,812 919 2,997	27,389 66,804 3,056 5,524	27,590 75,646 2,654 6,375	18,733 43,713 2,057 5,570	
Cotton yarn.....	{ C..... { £..... { Lbs..... { U.S..... {	1,313,400 79,963 4,640,200 403,127	1,169,700 64,483 2,978,000 274,018	1,575,800 86,916 4,423,200 389,537	1,129,100 70,635 3,978,800 376,365	908,100 59,113 4,382,000 406,709	1,029,900 73,746 5,232,200 505,837	1,741,600 183,255 7,472,000 845,891	1,011,900 77,365 4,239,700 478,679	1,655,900 104,182 1,149,200 1,719,607	
Cottons, entered by the yard.....	{ C..... { £..... { Yds..... { U.S..... {	40,277,300 662,875 67,323,600 1,698,519	36,204,300 633,022 50,336,600 1,406,637	48,347,400 802,892 69,684,900 1,360,488	49,903,300 883,896 52,300,500 1,367,581	45,243,400 841,411 78,734,900 2,021,439	55,156,800 1,013,188 98,373,900 2,216,150	91,659,100 1,565,713 1,149,200 2,771,542	57,437,900 1,022,302 59,634,300 1,610,386	79,937,500 1,394,294 73,880,500 1,977,046	
Cottons, entered at value.....	{ C..... { £..... { U.S..... {	425,093 1,263,512	478,477 1,234,198	507,012 1,334,432	625,152 1,132,905	648,318 1,182,828	721,702 1,565,229	907,565 1,650,258	599,675 1,220,833	732,420 1,400,019	

UNITED KINGDOM.

STATEMENT of the Quantities and Values of the Principal Articles of Merchandise (Produce and Manufacture of the United Kingdom) Exported from the United Kingdom to Canada and the United States, &c.—Continued.

Abbreviations: C., Canada; U.S., United States.

ARTICLES.	QUANTITIES AND VALUES									
	1900.	1901.	1902.	1903.	1904.	1905.	1906.	1907.	1908.	1909.
Earthenware and chinaware.	£ 144,874	£ 152,610	£ 152,126	£ 214,588	£ 204,113	£ 189,088	£ 251,519	£ 305,360	£ 261,584	£ 274,315
	£ 602,635	£ 512,364	£ 498,338	£ 583,864	£ 555,549	£ 508,953	£ 572,465	£ 614,164	£ 465,224	£ 481,525
Fish of all sorts.	£ 2,947	£ 3,481	£ 5,174	£ 4,802	£ 6,315	£ 8,357	£ 11,179	£ 13,554	£ 15,496	£ 25,425
	£ 169,497	£ 144,928	£ 202,062	£ 297,164	£ 333,387	£ 395,284	£ 335,782	£ 449,152	£ 424,883	£ 420,678
Flax and hemp, dressed or undressed.	455	1,612	1,230	1,976	603	630	67	3	34	233
	£ 2,015	£ 8,514	£ 5,537	£ 8,513	£ 2,108	£ 2,933	£ 254	£ 17	£ 107	£ 938
	£ 26,273	£ 24,825	£ 36,621	£ 25,435	£ 40,126	£ 20,350	£ 22,114	£ 40,400	£ 53,009	£ 42,951
	£ 103,015	£ 111,935	£ 153,595	£ 98,869	£ 97,624	£ 83,784	£ 92,307	£ 166,796	£ 194,608	£ 159,530
Glass manufactures.	£ 105,408	£ 100,586	£ 119,214	£ 129,293	£ 118,010	£ 150,178	£ 236,659	£ 229,489	£ 196,329	£ 256,068
	£ 114,633	£ 131,745	£ 147,949	£ 141,184	£ 144,031	£ 156,985	£ 181,755	£ 194,560	£ 133,249	£ 172,751
Hardware and cutlery, unenumerated	£ 86,547	£ 72,547	£ 93,468	£ 118,693	£ 127,358	£ 129,643	£ 144,553	£ 164,409	£ 112,016	£ 153,114
	£ 127,732	£ 121,834	£ 119,609	£ 133,337	£ 111,844	£ 111,525	£ 124,402	£ 128,596	£ 84,770	£ 104,566
Hats of all sorts.	£ 135,576	£ 155,836	£ 141,913	£ 109,719	£ 139,421	£ 142,480	£ 149,330	£ 216,358	£ 197,301	£ 221,228
	£ 136,896	£ 156,380	£ 136,804	£ 119,434	£ 153,717	£ 171,822	£ 190,183	£ 260,833	£ 241,126	£ 261,288
	£ 14,576	£ 5,374	£ 12,837	£ 9,801	£ 5,643	£ 6,116	£ 8,499	£ 14,954	£ 18,276	£ 43,340
	£ 19,364	£ 10,916	£ 19,902	£ 20,367	£ 4,874	£ 15,256	£ 19,739	£ 29,173	£ 38,384	£ 81,511
Hides, raw.	£	£ 54,055	£ 26,769	£ 27,038	£ 51,567	£ 57,461	£ 57,461	£ 29,184	£ 31,549	£ 46,593
	£	£ 134,080	£ 66,515	£ 72,453	£ 149,154	£ 181,292	£ 181,292	£ 92,976	£ 88,119	£ 150,575
	£	£ 46,515	£ 30,672	£ 25,326	£ 80,246	£ 102,322	£ 102,322	£ 46,622	£ 104,739	£ 136,111
	£	£ 99,969	£ 72,282	£ 61,728	£ 213,239	£ 290,593	£ 137,567	£ 256,198	£ 411,938	£ 411,938
Implements and tools.	£ 22,482	£ 18,333	£ 23,311	£ 29,232	£ 21,692	£ 21,159	£ 31,183	£ 47,980	£ 25,613	£ 41,875
	£ 22,724	£ 30,280	£ 32,285	£ 39,569	£ 37,073	£ 35,513	£ 46,957	£ 42,273	£ 22,712	£ 28,421

SESSIONAL PAPER No. 10f

Jute manufactures: Piece goods.....	{ C..... { U.S.....	{ Yds..... { £.....	13,539,000 138,855 86,473,000	15,589,700 157,573 121,673,700	18,490,200 183,397 119,430,100	22,323,300 219,533 107,178,200	21,371,600 200,973 104,317,400	20,118,000 206,482 97,720,700	17,056,700 230,196 102,063,700	18,278,800 257,914 86,749,100	18,173,200 294,654 70,872,800	27,967,500 284,606 91,327,300
Leather, wrought and unwrought.....	{ C..... { U.S.....	{ £..... { U.S.....	68,300 190,546	44,331 191,999	55,359 236,475	88,101 254,865	104,448 268,666	117,946 336,028	206,071 362,465	269,315 391,571	148,972 292,514	240,123 445,977
Linens, entered by the yard.....	{ C..... { U.S.....	{ Yds..... { £.....	9,954,300 184,539	9,266,500 176,735	10,401,300 194,147	9,627,800 193,677	10,991,500 222,413	11,118,400 234,375	12,394,400 278,188	13,373,000 313,284	8,872,400 495,968	15,199,500 308,883
Linens, entered at value.....	{ C..... { U.S.....	{ £..... { U.S.....	98,148 639,860	86,786 608,424	103,983 634,391	115,476 652,391	106,069 672,379	113,210 682,193	126,402 846,023	161,468 897,336	145,511 681,752	209,263 806,699
Machinery and mill work.....	{ C..... { U.S.....	{ £..... { U.S.....	199,103 892,836	134,471 565,277	134,943 690,139	371,001 671,435	549,703 1,011,334	182,035 762,652	216,194 766,336	326,777 764,858	350,178 512,211	334,376 454,782
Medicines, drugs and medicinal preparations.....	{ C..... { U.S.....	{ £..... { U.S.....	47,702 32,252	52,957 47,007	46,631 48,169	54,990 51,338	61,050 38,800	60,093 42,011	75,818 51,317	82,824 78,342	65,779 52,351	79,678 55,175
Metals:—												
Iron, wrought and unwrought.....	{ C..... { U.S.....	{ Tons..... { £.....	78,798 863,988	136,274 1,067,428	266,817 1,874,506	289,568 1,987,885	154,843 1,156,787	197,482 1,513,333	236,212 1,857,079	319,917 2,481,168	164,978 1,427,848	254,710 1,898,086
Copper, wrought and unwrought.....	{ C..... { U.S.....	{ Cwt..... { £.....	4,756 20,500	33,032 78,951	30,194 27,500	35,002 22,580	18,613 3,410	13,377 25,240	13,377 25,240	60,416 59,660	13,572 3,580	20,885 6,430
Lead, pig, sheet, piping and other manufactures.....	{ C..... { U.S.....	{ Tons..... { £.....	1,343 26,164	2,223 34,574	1,863 26,216	2,386 30,814	3,206 41,373	4,297 62,278	4,840 90,152	5,013 2,209	3,355 760	4,488 1,218
Tin, unwrought.....	{ C..... { U.S.....	{ Cwt..... { £.....	5,999 40,862	4,370 27,033	6,680 40,451	4,960 31,461	6,040 38,096	8,520 59,279	10,060 90,143	11,800 106,583	13,930 92,072	17,300 114,135
Unenumerated and manufactures thereof.....	{ C..... { U.S.....	{ £..... { U.S.....	83,622 83,588	29,087 79,619	22,071 69,719	19,633 77,275	19,915 56,331	20,398 127,656	38,563 137,071	40,828 128,085	20,312 64,189	47,759 210,807
Oil:—Seed.....	{ C..... { U.S.....	{ Tons..... { £.....	3,439 90,342	3,255 87,997	2,828 67,857	1,662 37,437	4,897 81,907	1,662 136,971	2,221 45,480	1,311 31,303	502 11,873	602 14,768
	{ C..... { U.S.....	{ Tons..... { £.....	1,377 37,053	1,521 42,142	2,238 59,054	1,539 36,458	1,945 41,778	2,547 54,064	2,836 75,075	2,902 94,262	3,084 105,036	6,264 161,479

UNITED KINGDOM.

STATEMENT of the Quantities and Values of the Principal Articles of Merchandise (Produce and Manufacture of the United Kingdom) Exported from the United Kingdom to Canada and the United States, &c.—*Continued.*

Abbreviations: C., Canada; U.S., United States.

ARTICLES.	QUANTITIES AND VALUES.										
	1900.	1901.	1902.	1903.	1904.	1905.	1906.	1907.	1908.	1909.	
Oilcloth	{ 1,500,000 (Sq. yds. { 67,166 £ C. { 1,251,100 (Sq. yds. { U.S. { 102,980 £	{ 1,188,200 (Sq. yds. { 69,808 £ C. { 1,493,300 (Sq. yds. { U.S. { 118,388 £	{ 1,297,700 (Sq. yds. { 77,045 £ C. { 2,852,100 (Sq. yds. { U.S. { 191,572 £	{ 1,798,700 (Sq. yds. { 110,489 £ C. { 3,208,700 (Sq. yds. { U.S. { 231,337 £	{ 1,987,300 (Sq. yds. { 127,848 £ C. { 2,658,200 (Sq. yds. { U.S. { 191,115 £	{ 2,433,200 (Sq. yds. { 158,684 £ C. { 5,975,100 (Sq. yds. { U.S. { 374,626 £	{ 3,569,200 (Sq. yds. { 180,347 £ C. { 6,555,700 (Sq. yds. { U.S. { 414,671 £	{ 3,772,500 (Sq. yds. { 118,184 £ C. { 4,311,500 (Sq. yds. { U.S. { 302,412 £	{ 2,353,800 (Sq. yds. { 157,410 £ C. { 4,811,500 (Sq. yds. { U.S. { 341,204 £	{ 3,092,000 (Sq. yds. { 157,410 £ C. { 4,811,500 (Sq. yds. { U.S. { 341,204 £	
Painters' colours and materials	{ 61,237 £ C. { 120,325 £ U.S. {	{ 62,621 £ C. { 111,542 £ U.S. {	{ 62,455 £ C. { 113,593 £ U.S. {	{ 60,813 £ C. { 119,175 £ U.S. {	{ 64,501 £ C. { 92,280 £ U.S. {	{ 71,931 £ C. { 106,821 £ U.S. {	{ 133,025 £ C. { 119,585 £ U.S. {	{ 178,782 £ C. { 112,925 £ U.S. {	{ 92,509 £ C. { 85,683 £ U.S. {	{ 104,493 £ C. { 92,735 £ U.S. {	{ 104,493 £ C. { 92,735 £ U.S. {
Paper of all sorts	{ 38,521 Cwt. { 63,542 £ C. { 20,215 Cwt. { U.S. { 61,725 £	{ 31,244 Cwt. { 57,379 £ C. { 23,533 Cwt. { U.S. { 70,804 £	{ 33,157 Cwt. { 59,135 £ C. { 30,241 Cwt. { U.S. { 85,868 £	{ 41,732 Cwt. { 71,647 £ C. { 31,441 Cwt. { U.S. { 83,373 £	{ 59,303 Cwt. { 93,883 £ C. { 29,375 Cwt. { U.S. { 86,912 £	{ 59,702 Cwt. { 96,182 £ C. { 33,792 Cwt. { U.S. { 96,422 £	{ 68,612 Cwt. { 110,466 £ C. { 36,993 Cwt. { U.S. { 108,553 £	{ 102,634 Cwt. { 132,126 £ C. { 41,166 Cwt. { U.S. { 112,389 £	{ 84,935 Cwt. { 130,265 £ C. { 36,100 Cwt. { U.S. { 97,560 £	{ 105,337 Cwt. { 163,164 £ C. { 49,259 Cwt. { U.S. { 128,320 £	{ 105,337 Cwt. { 163,164 £ C. { 49,259 Cwt. { U.S. { 128,320 £
Pickles, vinegar, sauces, &c.	{ 82,580 £ C. { 126,785 £ U.S. {	{ 87,707 £ C. { 138,751 £ U.S. {	{ 111,130 £ C. { 147,409 £ U.S. {	{ 140,829 £ C. { 151,957 £ U.S. {	{ 132,083 £ C. { 168,984 £ U.S. {	{ 81,689 £ C. { 141,599 £ U.S. {	{ 97,102 £ C. { 140,800 £ U.S. {	{ 100,872 £ C. { 129,968 £ U.S. {	{ 85,060 £ C. { 124,763 £ U.S. {	{ 102,501 £ C. { 142,369 £ U.S. {	
Rags and other materials for making paper	{ 1,900 Tons { 10,670 £ C. { 34,805 Tons { U.S. { 233,490 £	{ 1,034 Tons { 7,057 £ C. { 29,444 Tons { U.S. { 223,030 £	{ 1,353 Tons { 8,465 £ C. { 31,693 Tons { U.S. { 224,082 £	{ 2,820 Tons { 17,890 £ C. { 42,899 Tons { U.S. { 241,012 £	{ 3,359 Tons { 17,154 £ C. { 51,353 Tons { U.S. { 318,409 £	{ 3,173 Tons { 17,422 £ C. { 60,371 Tons { U.S. { 457,319 £	{ 3,707 Tons { 27,422 £ C. { 68,489 Tons { U.S. { 478,594 £	{ 7,894 Tons { 45,012 £ C. { 68,489 Tons { U.S. { 478,594 £	{ 3,406 Tons { 21,864 £ C. { 54,353 Tons { U.S. { 285,457 £	{ 8,983 Tons { 34,208 £ C. { 77,425 Tons { U.S. { 376,029 £	{ 8,983 Tons { 34,208 £ C. { 77,425 Tons { U.S. { 376,029 £
Salt	{ 77,433 Tons { 61,930 £ C. { 81,357 Tons { U.S. { 95,394 £	{ 63,733 Tons { 51,065 £ C. { 74,501 Tons { U.S. { 100,159 £	{ 70,936 Tons { 57,380 £ C. { 81,243 Tons { U.S. { 86,742 £	{ 76,011 Tons { 63,967 £ C. { 88,782 Tons { U.S. { 58,269 £	{ 67,413 Tons { 60,475 £ C. { 42,701 Tons { U.S. { 58,128 £	{ 71,718 Tons { 59,412 £ C. { 48,557 Tons { U.S. { 64,827 £	{ 70,091 Tons { 56,935 £ C. { 57,526 Tons { U.S. { 60,033 £	{ 59,555 Tons { 52,001 £ C. { 44,826 Tons { U.S. { 60,033 £	{ 58,637 Tons { 52,974 £ C. { 44,826 Tons { U.S. { 54,141 £	{ 58,859 Tons { 52,514 £ C. { 44,826 Tons { U.S. { 54,141 £	{ 58,859 Tons { 52,514 £ C. { 44,826 Tons { U.S. { 54,141 £
Silk, thrown twist or yarn	{ 4,500 Lbs. { 2,038 £ C. { 759,400 Lbs. { U.S. { 201,666 £	{ 2,400 Lbs. { 1,151 £ C. { 296,706 Lbs. { U.S. { 73,774 £	{ 5,600 Lbs. { 2,662 £ C. { 293,506 Lbs. { U.S. { 74,170 £	{ 13,222 Lbs. { 5,073 £ C. { 351,346 Lbs. { U.S. { 83,333 £	{ 16,813 Lbs. { 5,717 £ C. { 269,077 Lbs. { U.S. { 60,395 £	{ 13,276 Lbs. { 5,221 £ C. { 463,978 Lbs. { U.S. { 95,991 £	{ 16,857 Lbs. { 7,139 £ C. { 493,898 Lbs. { U.S. { 102,802 £	{ 19,403 Lbs. { 7,494 £ C. { 535,948 Lbs. { U.S. { 132,646 £	{ 12,568 Lbs. { 3,836 £ C. { 359,469 Lbs. { U.S. { 83,753 £	{ 23,682 Lbs. { 3,555 £ C. { 779,616 Lbs. { U.S. { 159,056 £	{ 23,682 Lbs. { 3,555 £ C. { 779,616 Lbs. { U.S. { 159,056 £
Silk manufactures	{ 111,388 £ C. { 222,724 £ U.S. {	{ 107,723 £ C. { 203,699 £ U.S. {	{ 119,988 £ C. { 201,756 £ U.S. {	{ 112,472 £ C. { 198,139 £ U.S. {	{ 179,746 £ C. { 203,827 £ U.S. {	{ 206,287 £ C. { 109,689 £ U.S. {	{ 238,216 £ C. { 127,265 £ U.S. {	{ 286,517 £ C. { 176,970 £ U.S. {	{ 139,891 £ C. { 124,417 £ U.S. {	{ 160,838 £ C. { 109,267 £ U.S. {	

SESSIONAL PAPER No. 101

Skins, foreign, dressed in the United Kingdom	C { U.S. }	£	36,281	35,889	28,496	57,926	88,422	63,421	66,936	50,909	28,143	23,128
			386,203	269,663	302,668	139,831	138,056	133,470	167,311	104,067	98,856	45,825
Spirits, British and Irish	C { U.S. }	Galls. £	499,759	492,826	513,824	610,353	637,976	616,497	756,373	870,623	752,201	923,896
			536,237	693,266	668,803	700,213	277,310	276,598	319,811	379,452	379,452	325,711
Stationery, other than paper	C { U.S. }	£	27,338	36,141	34,564	45,416	57,116	63,176	70,601	96,373	65,785	69,291
			82,941	86,174	85,069	78,729	65,751	71,892	71,892	109,556	148,138	107,091
Telegraph and telephone cable and apparatus	C { U.S. }	£	250,420	85,674	832,735	6,572	40,579	427,178	24,536	25,086	11,507	48,072
			519,175	35,048	388,222	74,254	217,474	160,826	52,963	411,367	5,258	213,120
Umbrellas and parasols	C { U.S. }	£	22,334	18,206	18,503	18,329	15,242	11,889	20,033	26,590	23,792	25,652
			5,118	12,073	13,648	12,889	8,005	8,503	10,713	10,285	5,455	9,036
Wool, sheep's and lambs', raw or undressed	C { U.S. }	Lbs. £	1,093,700	819,700	1,383,900	1,620,800	1,556,900	1,563,100	1,245,100	1,632,000	940,000	1,731,200
			44,139	26,058	37,631	55,367	63,404	76,059	67,106	86,834	36,912	75,860
Woolen and worsted yarn	C { U.S. }	Lbs. £	18,283,300	15,949,200	28,112,000	24,889,800	26,060,400	24,806,300	18,971,400	17,922,400	24,999,400	44,188,500
			513,063	370,328	644,652	677,617	1,044,545	1,136,573	875,102	892,560	797,891	1,801,501
Woolen and worsted tissues, entered by the yard	C { U.S. }	Yds. £	570,000	487,000	649,000	1,175,200	1,324,100	1,836,000	1,582,200	2,097,400	1,671,100	2,680,300
			48,321	39,390	51,266	112,358	139,529	170,703	163,266	221,702	173,042	261,608
Woolen and worsted tissues, entered at value	C { U.S. }	£	1,212,695	1,346,083	1,602,754	1,801,186	2,067,628	2,064,204	2,315,075	2,578,075	1,846,137	2,617,880
			15,683,300	14,950,500	23,215,600	28,542,100	27,034,800	36,272,700	26,269,000	25,148,000	17,950,900	25,824,300
Parcel post	C { U.S. }	£	254,648	217,638	218,829	284,220	332,009	354,225	331,771	471,253	350,793	460,912
			108,056	85,741	109,085	94,259	83,687	99,424	94,091	90,482	64,441	91,363
Total value principal and other articles, the produce and manufacture of the United Kingdom	C { U.S. }	£	7,605,257	7,785,472	10,345,256	11,112,577	10,624,221	11,909,244	13,658,833	17,101,524	12,243,960	15,688,105
			19,780,831	18,393,883	23,760,913	22,605,131	20,197,579	23,915,918	27,764,905	30,919,098	21,303,565	29,757,026

UNITED KINGDOM.

STATEMENT of the Quantities and Values of the Principal Articles of Merchandise (Foreign and Colonial Produce) Exported from the United Kingdom to Canada and the United States, &c.—Continued.

Abbreviations: C., Canada; U. S.: United States

ARTICLES.		1900.	1901.	1902.	1903.	1904.	1905.	1906.	1907.	1908.	1909.
Fruits—Con.											
Nuts.....	{ C..... { Cwt.				5,645	3,583	6,351	7,660	6,178	3,852	3,331
	{ U. S..... { £.....				15,056	9,546	15,819	19,844	18,087	9,718	9,949
Oranges and lemons.....	{ C..... { Cwt.				50,863	49,034	63,108	77,670	106,258	68,207	54,250
	{ U. S..... { £.....				104,161	95,082	118,249	149,939	175,655	108,509	107,147
Raisins.....	{ C..... { Cwt.	66,305	50,785	69,775	73,688	58,403	80,466	71,455	113,152	72,493	77,338
	{ U. S..... { £.....	31,692	25,018	27,966	29,637	21,080	12,398	31,146	42,744	26,140	29,862
Gums.....	{ C..... { Cwt.	13,434	9,532	35,876	21,068	1,365	3,152	24,030	52,324	3,027	15,129
	{ U. S..... { £.....	38,455	68,197	12,396	6,247	489	2,159	10,062	20,259	1,157	6,197
Hemp, dressed and undressed.....	{ C..... { Cwt.	2,588	726	1,101	398	831	3,813	2,750	5,725	892	1,197
	{ U. S..... { £.....	3,991	760	1,773	797	796	3,147	3,397	9,030	1,229	1,380
Hides, raw.....	{ C..... { Cwt.	5,016	2,638	2,131	406	1,622	2,419	1,328	5,048	1,42	319
	{ U. S..... { £.....	6,328	3,835	4,227	918	1,568	2,696	1,911	6,582	237	571
Fate and mfrs. of.....	{ C..... { Cwt.	538	637	372	693	928	489	899	1,529	828	915
	{ U. S..... { £.....	1,739	2,147	1,812	3,137	2,304	1,931	2,577	5,645	3,922	2,855
Jute and mfrs. of.....	{ C..... { Tons	95,565	106,343	138,279	111,231	73,708	113,554	82,724	129,007	76,469	149,140
	{ U. S..... { £.....	325,534	285,635	395,812	523,210	305,550	494,175	355,470	520,629	351,316	748,178
Hides, raw.....	{ C..... { Tons	2,427	3,523	3,486	5,008	3,612	5,823	3,213	1,875	1,706	2,492
	{ U. S..... { £.....	90,576	106,343	138,279	170,142	129,627	209,064	122,776	72,917	53,792	60,335
Fate and mfrs. of.....	{ C..... { Tons	14,665	33,287	17,233	5,379	14,284	9,976	8,460	11,160	3,260	4,708
	{ U. S..... { £.....	552,058	1,044,493	709,647	188,695	488,908	302,049	271,619	314,793	94,594	107,437
Hides, raw.....	{ C..... { Cwt.	6,611	10,838	14,747	12,361	17,243	21,988	19,705	12,964	15,973	21,836
	{ U. S..... { £.....	19,663	36,050	45,176	34,348	56,166	79,465	73,537	49,305	49,822	79,351
Fate and mfrs. of.....	{ C..... { Tons	284,248	175,072	126,949	66,350	68,153	147,573	199,601	158,872	120,349	248,044
	{ U. S..... { £.....	651,464	458,732	363,986	192,824	180,877	371,767	543,110	481,011	429,430	746,964
Fate and mfrs. of.....	{ C..... { Tons	6,904	5,181	16,418	5,169	6,983	45,805	63,036	33,429	3,207	3,951
	{ U. S..... { £.....	1,040,266	1,218,366	782,836	872,517	699,052	1,071,961	1,124,814	1,262,972	870,158	802,010

QUANTITIES AND VALUES.

SESSIONAL PAPER No. 10f

Leads	{ C. £	44,816	58,291	69,671	48,061	50,590	81,859	82,956	89,117
	{ U. S. £	798,985	844,736	774,864	1,121,433	1,716,817	1,731,503	1,237,962	1,447,228
Leather	{ (Lbs.	4,544	26,656	33,040	78,064	321,104	847,504	440,832	259,000
	{ £	4,325	2,774	3,114	6,490	18,688	37,341	23,008	20,147
	{ (Lbs.	5,105,712	3,973,984	5,289,874	5,617,248	6,972,874	5,801,000	3,429,660	3,589,000
	{ U. S. £	378,902	242,056	439,263	455,668	593,107	557,060	362,769	421,141
Leather, manufactures of	{ C. £	12,247	10,710	12,882	8,867	7,478	14,913	15,339	23,086
	{ U. S. £	34,000	30,081	21,733	37,291	43,625	49,946	36,887	39,490
Liquorice	{ Cwt.	714	103	182	1,576	1,764	4,023	7,184	169
	{ £	1,198	339	435	2,957	4,219	8,559	13,200	523
	{ Cwt.	168	272	541	9,149	67	21		
	{ U. S. £	455	562	677	13,761	125	23		
Metals—									
Copper, unwrought, part wrought, and old copper	{ C. Tons	34	35						
	{ £	1,950	2,003						
	{ Tons	10,850	5,478	4,661	9,747	3,152	8,691	14,975	18,097
	{ U. S. £	607,274	314,354	273,050	637,321	273,335	810,578	900,271	1,067,272
Iron, bar, &c	{ C. Tons	1,051	134	631	922	517	721	139	149
	{ £	9,021	1,215	5,465	1,770	4,830	5,744	1,174	1,368
	{ Tons	1,578	1,489	345	986	1,025	1,168	221	130
	{ U. S. £	13,533	11,241	3,383	7,936	8,921	10,680	1,942	1,034
Iron and steel manufactures, manufactured	{ C. Cwt.	31,300	13,200	2,680	16,000	20	320	1,240	620
	{ £	12,611	5,575	1,599	5,143	198	687	2,269	1,320
	{ Cwt.	31,180	12,520	12,040	8,760	8,900	9,800	3,720	2,180
	{ U. S. £	23,685	16,064	17,241	14,908	13,084	13,519	3,271	3,493
Tin in blocks, ingots, bars or slabs	{ C. Cwt.	1,740	1,080	960		860	1,700		490
	{ £	6,974	6,063	6,152		7,534	14,881		490
	{ Cwt.	369,560	356,890	435,840	436,040	514,580	402,560	510,960	503,180
	{ U. S. £	2,161,464	2,244,883	2,753,357	3,076,718	4,630,358	3,575,635	3,413,638	3,382,639
Oils—Castor	{ C. Cwt.	1,091	1,506	895	381	278	295	167	
	{ £	1,700	1,720	965	482	400	472	232	
	{ Cwt.	56	10	18	26				
	{ U. S. £	122	21	21	29				
Cocoanut	{ C. Cwt.	9,311	9,068	32,709	52,921	26,664	11,542	20,877	4,212
	{ £	10,790	11,097	38,045	65,330	41,549	20,493	28,906	6,220
	{ Cwt.	142,399	135,965	179,240	155,322	196,754	100,685	125,310	65,203
	{ U. S. £	132,377	201,671	194,699	256,536	154,333	231,965	143,962	96,853
Painters' colours	{ C. £	3,278	3,138	1,547	5,706	722	2,100	800	1,160
	{ U. S. £	3,617	5,678	7,378	2,796	5,002	3,317	1,648	3,272

UNITED KINGDOM.

STATEMENT of the Quantities and Values of the Principal Articles of Merchandise (Foreign and Colonial Produce) Exported from the United Kingdom to Canada and the United States, &c.—*Continued.*

Abbreviations: C., Canada; U.S., United States.

QUANTITIES AND VALUES.

ARTICLES.

	1900.	1901.	1902.	1903.	1904.	1905.	1906.	1907.	1908.	1909.	
Rice, rice meal and flour.....	{ Cwt. { £ { Cwt. { £ {	{ 142,640 { 52,611 { 8,144 { 23,758 { 148,365 { 100,088 { 69,541 {	{ 52,611 { 23,758 { 8,144 { 74,849 { 38,455 { 20,511 {	{ 13,215 { 8,144 { 38,455 { 72,116 { 43,543 { 19,151 {	{ 118,438 { 46,603 { 43,543 { 48,543 { 19,151 {	{ 106,136 { 42,006 { 72,116 { 40,890 {	{ 137,888 { 53,296 { 33,503 { 18,401 {	{ 158,578 { 65,163 { 36,804 { 24,549 {	{ 162,155 { 73,551 { 29,080 { 17,130 {	{ 132,561 { 62,110 { 16,447 { 10,437 {	
Shells of all sorts.....	{ £ { £ {	{ 184,147 { 228,807 { 51,327 {	{ 230,784 { 259,436 { 33,006 {	{ 233,446 { 263,723 { 21,218 {	{ 168,471 { 214,106 { 41,971 {	{ 178,311 { 198,563 { 26,236 {	{ 218,226 { 203,298 { 19,529 {	{ 203,179 { 305,330 { 15,514 {	{ 186,530 { 290,984 { 12,268 {	{ 184,521 { 371,185 { 16,668 {	
Silk, manufactured.....	{ £ { £ {	{ 242,106 { 26,369 {	{ 259,436 { 33,006 {	{ 21,218 {	{ 41,971 {	{ 26,236 {	{ 19,529 {	{ 15,514 {	{ 12,268 {	{ 16,668 {	
Skins.....	{ No. { £ { No. { £ {	{ 881,573 { 1,067,289 { 109,666 { 33,401,533 { 1,865,575 {	{ 1,200,129 { 144,666 { 39,609,652 { 2,182,544 {	{ 1,226,632 { 153,758 { 40,324,614 { 1,880,270 {	{ 1,315,457 { 194,943 { 38,849,121 { 1,867,821 {	{ 1,364,552 { 200,372 { 42,915,048 { 2,354,949 {	{ 759,023 { 115,121 { 53,148,657 { 2,786,662 {	{ 105,443 {	{ 91,743 {	{ 163,294 { 2,643,531 {	
Skins, manufactured.....	{ £ { £ {	{ 6,946 { 23,515 {	{ 2,867 { 7,173 {	{ 3,466 { 8,287 {	{ 2,291 { 11,170 {	{ 10,346 { 9,381 {	{ 7,575 { 17,171 {	{ 9,348 { 12,403 {	{ 7,137 { 8,484 {	{ 14,878 { 21,109 {	
Spices:—	{ Lbs. { £ { Lbs. { £ {	{ 545,144 { 14,710 {	{ 597,200 { 16,913 {	{ 514,000 { 15,978 {	{ 436,800 { 12,069 {	{ 468,500 { 11,994 {	{ 480,500 { 1,979,000 {	{ 480,500 { 1,662,200 {	{ 522,400 { 1,662,200 {	{ 322,147 { 1,995,460 {	{ 560,036 { 2,540,847 { 35,233 {
Pepper.....	{ Lbs. { £ {	{ 271,252 { 6,636 {	{ 313,760 { 7,333 {	{ 257,760 { 7,544 {	{ 369,187 { 9,621 {	{ 475,452 { 9,807 {	{ 382,624 { 10,946 {	{ 562,168 { 11,361 {	{ 397,228 { 5,741 {	{ 429,061 { 7,690 {	
All other sorts.....	{ Lbs. { £ { Lbs. { £ {	{ 141,828 { 96,238 {	{ 135,625 {	{ 84,026 {	{ 109,258 {	{ 99,597 {	{ 51,775 {	{ 71,250 {	{ 40,033 {	{ 56,753 {	
Spirits, not sweetened, of all sorts.....	{ Galls. { £ { Galls. { £ {	{ 28,080 { 6,739 { 28,065 { 9,390 {	{ 20,543 { 4,137 { 29,887 { 7,560 {	{ 36,927 { 5,839 { 35,738 { 8,584 {	{ 36,755 { 5,910 { 35,656 { 10,374 {	{ 34,296 { 5,951 { 44,500 { 10,829 {	{ 55,314 { 8,795 { 32,864 { 10,829 {	{ 58,955 { 12,998 { 38,104 { 9,587 {	{ 49,599 { 9,886 { 26,297 { 9,224 {	{ 57,243 { 10,054 { 44,525 { 14,721 {	

SESSIONAL PAPER No. 10f

Straw plating, for making hats and bonnets.....	{ C..... U.S. }	{ Lbs. £	44,474 5,192 738,697 66,782	31,063 2,467 181,530 18,383	22,215 2,430 393,100 43,170	21,293 2,430 581,940 58,842	26,107 4,196 425,912 50,255	11,115 5,612 530,112 61,115	51,583 7,416 897,343 114,878	25,864 4,273 815,040 73,638	34,223 4,893 781,568 72,268	75,406 9,292 913,145 70,915
Sugar, refined and unrefined.....	{ C..... U.S. }	{ Cwt. £	38,016 22,144 190,670 112,994	5,654 3,292 11,411 6,029	375 213 2,453 1,271	255 154 118 81	41 32 8,157 4,819	898 615 63 55	2,761 1,677 19 12	87 65 2 2	47 38 288,417 181,555	136 101 998 587
Tea.....	{ C..... U.S. }	{ Lbs. £	3,543,198 140,446 2,076,256 91,403	3,642,259 133,809 4,256,095 171,195	4,966,470 177,858 5,036,141 196,752	3,765,293 150,136 4,719,877 216,556	3,061,589 126,169 5,403,936 258,598	3,548,195 144,801 4,979,964 257,237	4,615,040 169,336 5,324,847 275,196	4,562,344 195,108 6,323,630 323,085	5,109,586 226,796 6,202,359 327,023	5,399,860 247,607 8,961,084 433,582
Wine.....	{ C..... U.S. }	{ Galls. £	20,368 12,763 30,488 32,433	16,664 10,112 51,005 51,831	11,678 7,492 39,352 42,377	10,212 7,009 34,629 47,843	9,583 6,118 48,488 48,373	10,795 9,214 82,149 60,797	15,959 9,214 82,149 114,624	14,776 8,347 49,884 63,188	13,465 7,298 17,045 18,912	12,834 9,871 28,812 39,980
Wood—Furniture, veneers and hard woods.....	{ C..... U.S. }	{ Tons £	7,819 117,017	12,911 154,299	19,356 219,989	23,061 244,660	17,337 171,533	19,635 211,348	30,207 318,473	23,600 244,484	19,092 158,952	28,438 291,504
Wool, sheep's or lambs'.....	{ C..... U.S. }	{ Lbs. £	2,413,850 96,821 47,931,511 1,510,018	2,237,308 67,460 47,378,559 1,378,557	2,674,904 65,087 54,882,574 1,503,255	1,795,582 61,300 49,839,073 1,560,673	1,439,600 54,619 60,454,200 2,239,798	1,824,300 72,329 78,755,700 3,323,273	916,500 39,827 63,967,800 2,876,680	1,287,000 52,815 69,889,154 3,097,066	1,243,923 48,130 57,474,119 2,212,108	2,070,134 79,463 126,973,963 9,186,478
Woolen manufactures.....	{ C..... U.S. }	{ £	119,399 281,521	121,761 338,785	147,893 259,970	133,497 199,757	116,135 122,897	117,143 165,248	132,652 105,975	187,884 103,251	194,974 84,962	271,822 62,292
Total value principal and other articles. Foreign and Colonial merchandise.....	{ C..... U.S. }	{ £	1,453,532 17,563,124	1,465,054 19,257,267	1,650,621 19,329,160	1,631,567 19,000,075	1,624,121 19,074,834	1,857,835 23,366,170	1,788,427 25,475,420	2,119,449 27,133,476	1,968,487 21,263,283	2,385,662 29,497,140

* Included with 'Spices, all other sorts.'

UNITED KINGDOM.

SUMMARY Statement of the Trade of the United Kingdom with Canada and the United States.

Abbreviations: C., Canada; U.S., United States.

ARTICLES.	VALUES.										
	1900.	1901.	1902.	1903.	1904.	1905.	1906.	1907.	1908.	1909.	
Recapitulation:— Produce and Manufacture of the United Kingdom Ex- ported to.....	£ 7,605,257 U.S. 19,780,831	£ 7,785,472 U.S. 18,393,883	£ 10,345,256 U.S. 23,760,913	£ 11,112,577 U.S. 22,005,131	£ 10,624,221 U.S. 20,197,579	£ 11,909,244 U.S. 23,915,918	£ 13,638,833 U.S. 27,764,905	£ 17,101,554 U.S. 30,919,098	£ 12,243,960 U.S. 21,303,565	£ 15,688,105 U.S. 29,757,026	
Foreign and Colonial Merchan- dise exported to.....	£ 1,453,532 U.S. 17,563,124	£ 1,465,054 U.S. 19,257,267	£ 1,650,621 U.S. 19,320,160	£ 1,631,567 U.S. 19,000,075	£ 1,624,121 U.S. 19,074,854	£ 1,857,835 U.S. 23,366,170	£ 1,788,427 U.S. 25,475,420	£ 2,119,449 U.S. 27,133,476	£ 1,968,487 U.S. 21,293,283	£ 2,386,662 U.S. 29,497,140	
British and Foreign Mer- chandise Exported to.....	£ 9,058,789 U.S. 37,343,955	£ 9,250,526 U.S. 37,651,150	£ 11,995,877 U.S. 43,081,073	£ 12,744,144 U.S. 41,605,206	£ 12,248,342 U.S. 39,272,433	£ 13,707,079 U.S. 47,282,088	£ 15,477,260 U.S. 53,240,325	£ 19,220,973 U.S. 58,052,574	£ 14,212,447 U.S. 42,506,848	£ 18,074,767 U.S. 59,254,166	
Aggregate Trade:— Imports from.....	£ 21,764,021 U.S. 138,789,261	£ 19,854,585 U.S. 141,015,465	£ 22,464,537 U.S. 126,361,601	£ 26,669,855 U.S. 122,112,652	£ 22,621,164 U.S. 119,227,802	£ 24,485,632 U.S. 114,609,747	£ 28,035,036 U.S. 131,054,366	£ 25,466,836 U.S. 134,346,708	£ 24,463,488 U.S. 123,900,831	£ 25,222,963 U.S. 118,353,893	
Exports to.....	£ 9,058,789 U.S. 37,343,955	£ 9,250,526 U.S. 37,651,150	£ 11,995,877 U.S. 43,081,073	£ 12,744,144 U.S. 41,605,206	£ 12,248,342 U.S. 39,272,433	£ 13,707,079 U.S. 47,282,088	£ 15,477,260 U.S. 53,240,325	£ 19,220,973 U.S. 58,052,574	£ 14,212,447 U.S. 42,506,848	£ 18,074,767 U.S. 59,254,166	
Total trade with	£ 30,822,810 U.S. 176,133,216	£ 29,105,111 U.S. 178,666,615	£ 34,460,414 U.S. 170,042,674	£ 39,413,999 U.S. 163,717,858	£ 34,863,506 U.S. 158,500,235	£ 38,252,711 U.S. 161,951,885	£ 43,512,296 U.S. 184,294,691	£ 44,687,809 U.S. 192,399,282	£ 38,075,935 U.S. 166,407,679	£ 43,297,730 U.S. 177,608,055	

UNITED STATES.

(Includes Alaska, Hawaii, and Porto Rico.)

VALUE of the Total Imports and Exports of Merchandise from and to each Principal Country, &c.—*Concluded.*

IMPORTS.		COUNTRIES.					EXPORTS.				
1905-6.	1906-7.	1907-8.	1908-9.	1909-10.		1905-6.	1906-7.	1907-8.	1908-9.	1909-10.	
\$	\$	\$	%	\$	Central American States— <i>Con.</i>	\$	\$	\$	\$	\$	\$
1,724,865	2,296,556	2,968,070	2,150,752	2,012,225	Honduras.....	1,632,251	1,833,056	1,768,995	1,490,632	1,005,493	
1,478,408	1,028,166	1,160,832	1,004,811	1,321,767	Nicaragua.....	1,870,852	1,923,111	1,574,879	1,355,287	1,490,792	
1,065,887	1,752,314	1,469,994	1,076,994	2,229,189	Panama.....	12,460,280	16,150,353	18,232,666	16,737,530	20,596,371	
1,131,734	1,171,157	981,715	1,970,137	1,176,393	Salvador.....	1,401,276	1,603,166	1,337,297	1,462,135	1,316,957	
28,551,207	33,436,542	26,020,922	28,798,723	29,990,370	Chinese Empire.....	43,774,375	25,704,532	22,343,637	19,420,024	16,3,0,612	
	1,120	3,045	2,879	20,176	Corca.....	1,065,294	1,459,223	1,563,113	320,780	442,066	
1,256,663	1,125,945	1,272,938	1,625,408	2,198,334	Denmark.....	22,943,926	23,384,989	21,541,696	17,522,113	13,644,903	
468,415	656,744	649,066	284,667	544,157	Danish Possessions.....	730,321	791,522	750,101	722,653	752,280	
9,301,621	16,615,706	12,863,051	11,200,841	12,176,108	Egypt.....	1,163,128	1,223,077	2,126,388	1,293,807	982,845	
108,415,350	127,803,407	101,999,641	108,387,337	132,363,340	France.....	97,832,480	113,604,632	116,123,468	108,704,262	117,627,466	
1,057,701	1,465,523	1,150,929	1,314,105	1,420,514	French Possessions.....	3,553,307	4,051,388	4,345,359	4,456,539	3,725,215	
135,142,916	161,543,556	142,935,547	143,525,828	168,806,237	Germany.....	234,742,102	256,595,663	276,922,089	235,324,140	249,555,926	
22,810	178,947	590,735	853,236	1,715,728	German Possessions.....	136,811	257,271	647,007	615,998	662,390	
2,032,408	3,086,417	3,019,666	2,332,202	2,643,005	Greece.....	289,726	1,634,431	1,290,804	1,237,297	429,670	
40,597,536	50,435,157	44,844,174	49,287,894	49,868,367	Italy.....	48,081,740	61,746,365	54,217,394	58,509,595	53,467,053	
	68,910,594	68,107,545	70,392,722	66,398,761	Italian Possessions.....	17,600	17,600	17,435	1,845	3,688	
	2,112	1,035	73	212	Japan.....	38,404,952	38,770,027	41,432,327	26,691,613	21,959,310	
	106	73	73	212	Liberia.....	45,578	64,904	58,432	56,165	84,369	
50,965,177	57,233,527	46,945,690	47,712,214	58,795,943	Mexico.....	58,182,278	66,248,098	55,509,604	49,743,823	58,193,704	
27,007,107	32,455,612	20,305,864	26,086,336	31,713,766	Netherlands (Holland).....	95,471,593	104,507,716	102,206,181	95,012,366	84,937,878	
21,562,060	12,448,047	15,237,699	24,083,167	11,924,306	Dutch Possessions.....	3,090,075	3,271,673	3,533,579	3,870,912	3,585,260	
3,132,364	3,795,387	3,668,909	4,943,669	6,551,985	Norway.....	6,016,269	5,682,608	6,841,626	5,806,113	5,949,330	
12,337,927	11,510,438	10,161,223	9,433,986	17,317,897	Philippine Islands.....	8,461,424	8,661,424	11,461,732	11,180,444	16,832,645	
5,139,708	6,479,500	4,967,922	6,240,592	6,507,733	Portugal.....	2,787,422	2,787,422	3,086,072	3,901,405	3,223,855	
84,447	123,041	102,466	141,781	326,871	Portuguese Possessions.....	2,618,183	3,034,308	5,675,870	3,777,267	3,323,009	
	6,545	11,135	9,340	36,181	Roumania.....	617,698	683,231	447,759	647,045	479,364	
282,207	1,144,745	341,627	793,345	1,181,058	Russia in Asia.....	2,813,544	2,001,139	2,072,915	1,635,734	1,639,881	
13,556,505	16,559,437	11,113,421	11,051,571	16,190,154	Russia in Europe.....	16,001,970	19,742,377	16,342,377	15,633,175	16,789,930	
34,609	59,297	52,353	531,691	1,067,008	Serbia.....	1,873	175	3,806	5,310	4,273	
	16,715,325	11,024,098	22,230,182	33,463,264	South America—	32,673,359	32,163,336	31,858,155	33,712,505	40,634,941	
18,379,063		384	189	138	Argentine Republic.....	146,798	941,287	1,226,238	792,691	603,721	
					Bolivia.....						

UNITED STATES.

(Includes Alaska, Hawaii and Porto Rico.)

TOTAL Quantities and Values of the Principal Articles of Merchandise Imported during the Years ended June 30, 1906 to 1910, inclusive.

ARTICLES.	1905-6.		1906-7.		1907-8.		1908 9.		1909-10.	
	Quantity.	Value.	Quantity.	Value.	Quantity.	Value.	Quantity.	Value.	Quantity.	Value.
Animals:—		\$		\$		\$		\$		\$
Cattle.....	29,019	548,430	32,402	565,122	92,356	1,507,310	139,184	1,999,422	195,938	2,999,824
Horses.....	6,021	1,716,675	6,080	1,978,105	5,487	1,604,392	7,084	2,007,276	11,620	3,296,022
Sheep.....	240,747	1,020,359	224,798	1,120,425	224,765	1,082,606	102,663	502,640	126,152	696,879
Other.....		628,958		680,630		583,151		528,333		846,945
Total animals.....		3,914,422		4,344,282		4,777,459		5,037,671		7,839,070
Art work.....		4,903,782		5,867,265		4,310,767		3,797,163		21,088,720
Books and other printed matter.....		5,599,948		6,451,369		6,036,693		5,626,624		6,033,075
Breadstuffs.....		4,513,067		5,892,968		7,138,214		9,454,414		8,500,579
Bristles.....		2,695,746		3,261,877		2,751,777		2,591,119		3,111,872
Brushes.....	2,741,549		3,445,561		2,622,493		2,894,501		3,992,520	
Buttons and button forms.....		1,357,114		1,586,556		1,681,640		1,430,321		1,732,500
Cement, Roman, Portland and other hydraulic.....		873,211		936,085		652,961		766,901		1,055,645
Cement, Roman, Portland and other hydraulic.....	3,929,638	1,302,239	11,237,636	3,669,926	5,734,377	1,973,472	1,923,747	712,628	1,631,018	662,833
Chemicals, drugs and dyes:—										
Argal or wine lees.....	28,140,835	2,358,061	39,540,893	2,562,384	29,738,834	2,305,185	32,115,646	2,641,867	28,182,956	2,220,687
Coal tar, colours and dyes.....		5,755,596		5,635,001		4,883,675		5,901,842		6,011,054
Dye woods.....		896,245		913,465		535,049		445,016		566,377
Glycerine.....		2,302,183		2,459,458		2,470,178		3,021,272		3,663,763
Guns.....	34,122,953	11,900,724	37,932,433	14,974,156	32,481,068	12,533,493	36,248,421	12,009,390	41,181,526	13,504,125
Judigo.....		7,392,853		7,170,057		1,058,354		1,400,286		1,193,942
Liquorice root.....		1,641,454		1,233,541		1,864,436		1,628,894		2,213,977
Opium.....		2,440,222		3,068,126		2,487,910		2,794,579		1,622,475
Potash.....		302,421,495		334,849,340		359,784,442		7,418,617		8,895,006
Soda.....		13,532,414		14,481,740		12,835,937		12,367,650		17,021,827
Sulphur or brimstone, crude.....		1,597,563		35,326		26,319		307,207		503,070

SESSIONAL PAPER No. 10f

All other.....	25,380,315	29,601,938	25,330,398	27,852,020	31,368,325
Total chemicals, &c.....	74,452,664	82,997,914	73,237,033	78,378,634	88,790,328
Clocks and watches and parts of.....	3,103,136	3,593,173	2,922,112	2,556,631	2,571,254
Coal, anthracite and bituminous.....	4,481,276	4,203,292	5,230,698	3,518,631	4,469,446
Tons.....	8,996,656	13,748,378	14,568,911	15,222,523	11,692,179
Lbs.....	73,256,134	78,231,902	67,688,106	79,113,129	69,194,363
Coffee,.....	242,307	8,296,328	7,057,030	3,18,483	9,272,545
Copper and mfrs. of:—	171,001,937	39,346,145	24,361,902	29,271,514	30,887,841
Ore and regulus.....	2,42,307	8,296,328	7,057,030	3,18,483	9,272,545
Pigs, bars, ingots, plates, &c.....	171,001,937	39,346,145	24,361,902	29,271,514	30,887,841
Cork, corkwood, or bark and mfrs. of.....	3,313,306	4,063,982	4,249,006	3,042,190	4,771,391
Cotton and mfrs. of:—	70,963,633	19,930,988	14,172,241	13,623,802	15,816,138
Unmanufactured.....	26,011,667	1,042,267	445,493	1,221,682	1,579,588
Waste or flocks.....	74,637,229	13,008,067	12,424,860	10,190,137	9,040,667
Mfrs. of:—
Cloth.....
Knit goods—Stockings, &c.....
Laces, edgings, embroideries, insertions, neck ruffings, &c.....
Yarn (not on spools).....
Yarn, warps (or warp).....
All other mfrs.....
Total cotton and mfrs. of.....	75,278,956	94,677,891	82,997,515	76,854,770	83,868,869
Earthen stone and chinaware.....	12,877,528	13,706,790	13,427,969	9,800,028	11,921,126
Feathers, &c., natural and artificial.....	6,988,812	9,505,515	10,755,354	11,660,081	11,992,053
Fibres, vegetable and textile-grasses and mfrs. of:—	307,283	42,239,358	35,493,083	29,748,353	32,418,839
Unmanufactured.....	307,283	42,239,358	35,493,083	29,748,353	32,418,839
Manufactured.....
Fish.....
Fruits, including nuts.....
Furs and mfrs. of.....
Glass and glassware.....
Hair.....
Hats, bonnets and hoods and material for, composed of straw, &c.....
Hay.....
Tons.....

UNITED STATES.
(Includes Alaska, Hawaii and Porto Rico.)
TOTAL Quantities and Values of the Principal Articles of Merchandise Imported, &c.—Concluded.

ARTICLES.	1905-6.		1906-7.		1907-8.		1908-9.		1909-10.	
	Quantity.	Value. \$	Quantity.	Value. \$	Quantity.	Value. \$	Quantity.	Value. \$	Quantity.	Value. \$
Hides and skins, other than fur skins..... Lbs.	425,280,110	83,882,167	370,983,815	83,206,545	282,764,925	54,770,136	444,554,325	78,187,324	608,619,028	112,247,836
Hops..... "	10,113,989	2,326,982	6,211,843	1,974,900	8,493,205	1,989,261	7,386,574	1,337,099	3,200,560	1,499,354
Household effects.....		3,941,575		3,835,354		4,446,187		4,542,637		5,090,294
India-rubber and gutta-percha :—Unmanufactured.Lbs.	104,865,937	47,910,052	136,082,782	63,120,446	102,140,660	39,526,845	135,096,463	64,710,370	191,985,300	106,861,496
Manufactured.....		2,255,017		2,519,661		2,078,044		1,524,214		1,234,914
Iron and steel and mfrs. of :—										
Iron ore..... Tons	981,026	2,728,854	1,096,717	3,360,449	958,378	2,949,462	1,015,647	2,714,691	2,381,676	6,763,394
Ingots, blooms, slabs, billets, &c..... Lbs.	44,001,417	2,672,668	41,484,776	3,033,928	36,958,859	2,172,916	28,285,124	1,946,030	83,388,781	3,064,407
Pig iron..... Tons	271,790	7,778,884	564,846	13,634,767	204,032	6,201,808	104,655	3,509,086	237,594	6,289,729
Railway bars..... "	9,635	230,374	4,610	133,936	2,839	85,519	1,292	35,139	7,030	158,666
Tin plates, tinned plates &c. Lbs.	120,819,732	3,412,243	142,529,406	4,651,332	140,739,972	4,291,953	117,312,174	3,225,351	154,566,599	4,356,129
Other iron and steel, except mfrs. of.....		4,319,059		5,013,869		4,619,862		3,111,939		6,122,291
Manufactures :—										
Cutlery.....		1,892,278		2,263,107		2,018,143		1,733,874		1,801,733
Machinery.....		3,655,402		4,963,429		3,646,480		4,238,743		3,868,411
Other mfrs.....		5,093,079		5,255,962		5,104,969		4,960,189		7,704,614
Total iron and steel mfrs. of.....		31,782,841		44,330,779		31,091,112		25,495,062		45,748,374
Jewellery and precious stones.....		42,120,715		44,247,549		18,386,412		31,111,290		50,960,119
Lead in ore and base bullion. Lbs.	164,132,497	3,534,876	127,196,540	3,352,534	187,607,786	4,147,720	226,333,018	4,436,114	202,166,987	3,643,321
" pigs, bars and old..... "	20,869,795	767,431	23,489,928	1,012,356	7,354,261	3,305,635	5,593,398	181,598	8,686,276	271,431
" manufacturers of.....		9,792		20,832		29,797		62,893		7,092
Leather and mfrs. of.....		15,140,326		20,393,533		14,197,347		13,033,134		16,865,937
Marble and stone and mfrs. of.....		1,036,788		1,946,362		2,218,781		2,101,298		1,926,714
Meat and dairy products.....		6,140,946		8,178,559		8,877,183		9,121,804		11,043,454
Metals, metal compositions, &c.....		8,308,477		11,296,835		7,703,269		7,503,213		10,955,971
Musical instruments.....		1,277,435		1,498,724		1,400,213		1,243,856		1,347,862

SESSIONAL PAPER No. 10f

Oils.....	13,723,948	17,068,777	18,292,393	20,458,940	26,473,502
Paper stock, crude.	4,374,464	5,580,528	3,675,926	3,638,034	5,206,877
Paper and mfrs. of.	6,998,761	10,727,885	12,223,058	11,632,571	11,593,680
Rice.....	3,082,203	4,392,216	4,798,553	4,698,033	4,361,237
Seeds.....	5,388,013	6,404,776	6,371,470	5,958,019	14,693,776
Silk and mfrs. of.—					
Unmanufactured.....	54,080,504	71,411,899	64,546,903	79,903,586	67,115,177
Manufactures of.....	32,910,590	38,993,040	32,967,874	30,718,582	32,888,439
Spices.....	5,188,116	5,113,000	3,391,337	5,348,696	3,483,459
Spirits, wines and malt liquors.....	19,257,330	22,104,235	20,771,804	23,168,845	23,384,133
Sugar and molasses:—					
Molasses.....	16,021,076	19,809,806	724,867	937,791	31,292,165
Sugar.....	39,793,314	43,918,400	80,258,147	98,554,998	40,945,459
Tea.....	14,580,878	13,915,544	16,390,870	18,362,676	13,671,946
Tin in bars, blocks, pigs, &c. "	92,822,635	96,013,005	25,295,061	26,067,216	39,869,532
Tobacco and mfrs. of:—					
Unmanufactured.....	37,355,477	26,059,985	22,870,328	23,400,919	27,751,279
Manufactures of.....	4,143,192	4,137,127	4,397,585	3,685,180	4,082,582
Toys.....	5,887,863	6,963,561	7,296,423	4,869,097	6,585,781
Vegetables.....	3,092,932	5,728,473	8,289,068	12,999,797	8,273,371
Wood and mfrs. of:—					
Unmanufactured:—					
Cabinet-woods.....	3,804,820	5,355,600	4,031,861	3,886,294	4,973,824
Lumber:—					
Boards, planks, &c. M. ft.	14,813,733	934,195	15,212,788	15,946,755	19,382,768
Shingles..... M.	1,852,612	1,940,001	2,373,242	2,900,398	1,759,397
Pulp wood..... Cords	7,873,569	650,366	4,989,919	4,333,905	6,392,023
All other wood unafd.....		6,037,259	6,144,135	5,687,832	6,797,384
Manufactures of:—					
Furniture.....	1,011,335	1,132,617	910,547	705,046	801,713
Wood pulp..... Tons	4,584,942	6,348,857	7,313,326	8,029,263	11,708,014
All other wood mfd.....	2,591,695	3,057,456	2,546,164	2,000,934	2,597,381
Total wood and mfrs. of.....	36,532,706	42,969,941	43,527,982	43,690,427	54,422,504
Wood, raw..... Lbs.	201,688,668	203,847,545	23,664,938	45,171,994	51,220,844
Wood, mfrs. of:—					
Carpets and carpeting..... Sq. yds.	4,649,520	4,435,067	2,795,066	4,032,512	4,591,721
Clothing, ready-made.....	1,626,279	1,674,915	1,620,270	1,416,935	1,813,542
Cloths..... Lbs.	5,157,420	5,336,546	4,829,796	4,780,606	6,425,664
Dressgoods, women's, &c. Sq. yds.	10,049,686	46,924,917	9,217,804	6,761,536	9,374,140
All other manufactures.....	1,603,778	1,239,033	895,041	1,110,872	1,357,168
Total wood, mfd.....	23,080,683	22,321,460	19,387,978	18,102,461	23,532,175
Total value of principal and other articles imported.....	1,226,562,446	1,431,421,425	1,194,341,792	1,311,920,224	1,557,819,988

UNITED STATES.

(Includes Alaska, Hawaii and Porto Rico.)

TOTAL Quantities and Values of the Principal Articles of Domestic Produce (Merchandise only) Exported during the Years ended June 30, 1906 to 1910, inclusive.

ARTICLES.	1905 6.		1906-7.		1907-8.		1908 9.		1909-10.	
	Quantity.	Value. \$	Quantity.	Value. \$	Quantity.	Value. \$	Quantity.	Value. \$	Quantity.	Value. \$
Agricultural implements.....		24,554,427		26,936,456		24,344,398		25,694,184		23,124,033
Animals—										
Cattle.....	584,239	42,081,170	423,051	34,577,392	349,210	29,339,134	207,542	18,046,976	139,430	12,200,154
Horses.....	40,087	4,365,981	33,882	4,359,057	19,000	2,612,587	21,616	3,386,617	28,910	4,081,157
Sheep.....	142,690	804,690	135,344	780,242	101,000	584,283	67,656	365,155	44,517	209,000
Other.....		1,888,337		1,513,489		1,560,285		846,690		957,424
Total animals.....		49,139,568		41,203,080		34,101,289		22,645,438		17,447,735
Books, maps, engravings, &c.....		5,839,472		5,813,107		6,107,053		6,351,445		7,088,994
Breadstuffs—										
Barley.....	17,724,360	8,653,231	8,238,842	4,556,295	4,349,078	3,205,528	6,580,393	4,672,166	4,311,566	3,052,527
Corn.....	117,718,657	62,061,876	83,300,708	44,261,816	52,445,800	33,942,197	35,853,412	25,194,406	36,802,374	25,427,993
Oats.....	46,324,935	16,234,918	4,014,042	1,670,881	1,158,622	624,468	1,510,330	804,739	1,685,474	794,367
Peas and beans.....	447,474	669,710	435,490	932,254	346,930	708,201	298,269	702,819	368,115	973,231
Wheat flour.....	34,973,291	28,757,517	76,569,423	69,214,388	100,371,057	99,736,767	66,923,244	68,094,447	46,673,876	47,806,598
All other, including malt and rice meal and flour.....	13,919,048	59,106,869	15,584,667	62,173,397	13,927,247	64,170,508	10,324,161	51,157,366	9,010,387	47,621,467
Total breadstuffs.....		12,647,081		11,864,575		14,106,330		10,385,678		9,018,747
		188,422,182		185,675,616		216,494,100		161,011,701		134,694,930
Carrriages, carts, other vehi- cles and parts of.....		17,788,425		20,513,407		22,072,902		15,392,817		20,630,859
Cement.....	809,578	1,165,161	709,455	1,180,415	945,421	1,470,317	827,971	1,143,657	1,715,169	2,292,376
Chemicals, drugs, dyes and medicines.....		18,331,974		20,373,036		20,873,155		19,131,811		21,415,935
Clocks and watches.....		2,598,441		3,169,272		2,848,725		2,517,332		2,588,931
Coal.....	9,125,993	28,216,376	11,294,252	34,727,762	12,722,733	39,353,759	11,888,629	37,316,736	13,367,072	40,512,546
Coke.....	679,173	2,435,604	823,040	3,013,088	763,809	2,718,385	765,535	2,752,275	872,013	3,077,372
Copper and mfrs. of—										
Ore.....	47,367	1,895,971	62,843	1,838,588	81,465	1,808,131	71,200	1,417,791	51,445	1,304,887

SESSIONAL PAPER No. 10f

Ingot, bars, plates, &c., Lbs.	83,624,806	639,974,397	81,966,307	621,266,164	100,558,397	761,876,954	88,791,225	414,046,463	41,338,387	77,274,587	461,562,611	461,562,611	77,274,587	41,338,387	414,046,463	88,791,225	761,876,954	100,558,397	639,974,397	83,624,806
All other	4,379,591	3,323,879	3,506,183	5,970,885	4,008,277	4,008,277	4,008,277	4,008,277	4,008,277	4,008,277	4,008,277	4,008,277	4,008,277	4,008,277	4,379,591
Total copper and mfrs. of	89,309,284	86,707,977	105,872,711	96,600,698	83,178,635	83,178,635	83,178,635	83,178,635	83,178,635	83,178,635	83,178,635	83,178,635	83,178,635	83,178,635	89,309,284
Cotton and mfrs. of,—	450,447,243	32,067,082	417,300,665	44,479,852	437,788,292	38,169,986	481,277,797	45,182,172	401,005,921	401,005,921	36,340,452	36,340,452	401,005,921	36,340,452	401,005,921	481,277,797	38,169,986	437,788,292	417,300,665	450,447,243
Unmanufactured	19,971,491	309,911,304	21,693,080	367,631,512	14,268,083	295,991,812	21,239,247	326,340,329	43,181,860	43,181,860	714,493,654	714,493,654	43,181,860	714,493,654	43,181,860	21,239,247	295,991,812	21,693,080	309,911,304	19,971,491
Manufactured	13,425,666	10,185,486	10,909,675	11,066,165	9,762,173	9,762,173	9,762,173	9,762,173	9,762,173	9,762,173	11,066,165	10,185,486	10,185,486	13,425,666
Cloths
Other mfrs.
Total cotton and mfrs. of	483,844,340	449,269,231	462,965,960	513,583,269	453,949,954	453,949,954	453,949,954	453,949,954	453,949,954	453,949,954	513,583,269	462,965,960	449,269,231	483,844,340
Fertilizers	8,790,640	1,020,587	9,283,416	1,105,367	10,970,931	1,222,951	8,596,711	936,601	8,686,965	8,686,965	988,775	988,775	8,686,965	988,775	8,686,965	8,596,711	1,222,951	10,970,931	9,283,416	8,790,640
Fibres, vegetable and textile
Grasses, mfrs. of	6,849,250	7,284,318	7,284,318	7,225,798	7,225,798	8,208,112	8,157,211	8,157,211	8,157,211	8,157,211	8,157,211	8,208,112	7,284,318	7,284,318	6,849,250
Fish	9,652,088	6,113,052	6,113,052	6,685,911	6,685,911	17,588,432	15,274,158	15,274,158	15,274,158	15,274,158	15,274,158	17,588,432	6,113,052	6,113,052	9,652,088
Fruits and nuts	18,885,654	16,568,080	16,568,080	14,338,864	14,338,864	7,439,221	8,002,282	8,002,282	8,002,282	8,002,282	8,002,282	14,338,864	16,568,080	16,568,080	18,885,654
Furs and skins	14,501,635	9,207,770	9,207,770	7,712,890	7,712,890	2,604,717	2,443,904	2,443,904	2,443,904	2,443,904	2,443,904	7,712,890	9,207,770	9,207,770	14,501,635
Glass and glassware	2,805,401	2,173,193	2,173,193	2,505,417	2,505,417	5,473,625	4,138,333	4,138,333	4,138,333	4,138,333	4,138,333	2,505,417	2,173,193	2,173,193	2,805,401
Grease, grease scraps and all soap stock	4,612,426	4,814,901	4,814,901	5,762,709	5,762,709	4,022,402	3,568,038	3,568,038	3,568,038	3,568,038	3,568,038	5,762,709	4,814,901	4,814,901	4,612,426
Gunpowder and other explosives	3,352,663	3,478,714	3,478,714	3,765,517	3,765,517	1,769,632	1,253,255	1,253,255	1,253,255	1,253,255	1,253,255	3,765,517	3,478,714	3,478,714	3,352,663
Hides and skins—other than fur	1,738,216	14,635,075	14,635,075	12,858,975	12,858,975	3,531,972	3,125,843	3,125,843	3,125,843	3,125,843	3,125,843	14,635,075	14,635,075	14,635,075	1,738,216
Hops	2,062,140	10,589,254	10,589,254	22,920,480	22,920,480	7,428,714	6,543,735	6,543,735	6,543,735	6,543,735	6,543,735	22,920,480	10,589,254	10,589,254	2,062,140
India-rubber and mfrs. of	10,175,634	7,432,832	7,432,832	7,573,570	7,573,570	13,661,455	10,887,774	10,887,774	10,887,774	10,887,774	10,887,774	7,573,570	7,432,832	7,432,832	10,175,634
Instrument and apparatus for scientific purposes, including telegraph, &c.
Iron and steel and mfrs. of,—	12,535,613	8,927,294	8,927,294	11,578,010	11,578,010	13,661,455	10,887,774	10,887,774	10,887,774	10,887,774	10,887,774	11,578,010	8,927,294	8,927,294	12,535,613
Bat iron	618,965	478,337	478,337	583,723	583,723	1,889,348	1,466,721	1,466,721	1,466,721	1,466,721	1,466,721	583,723	478,337	478,337	618,965
Bars or rods of steel	4,257,666	2,649,233	2,649,233	3,323,138	3,323,138	3,091,198	2,628,555	2,628,555	2,628,555	2,628,555	2,628,555	3,323,138	2,649,233	2,649,233	4,257,666
Billets, ingots and blooms	1,192,565	2,500,511	2,500,511	2,389,148	2,389,148	92,893	113,866	113,866	113,866	113,866	113,866	2,389,148	2,500,511	2,500,511	1,192,565
Builders' hardware, saws and tools	14,160,439	12,136,577	12,136,577	15,280,328	15,280,328	15,014,703	13,466,066	13,466,066	13,466,066	13,466,066	13,466,066	15,280,328	12,136,577	12,136,577	14,160,439
Machinery, machines and parts of	79,899,361	67,213,811	67,213,811	89,481,991	89,481,991	90,055,612	76,893,970	76,893,970	76,893,970	76,893,970	76,893,970	89,481,991	67,213,811	67,213,811	79,899,361
Nails and spikes	2,725,934	120,018,728	120,018,728	2,840,940	2,840,940	3,082,589	2,836,418	2,836,418	2,836,418	2,836,418	2,836,418	2,840,940	120,018,728	120,018,728	2,725,934
Pipes and fittings	9,374,748	366,834,763	366,834,763	88,331,267	88,331,267	28,801,772	28,774,311	28,774,311	28,774,311	28,774,311	28,774,311	366,834,763	366,834,763	366,834,763	9,374,748
Rails for railways	10,546,180	369,578	369,578	8,384,241	8,384,241	291,322	306,462	306,462	306,462	306,462	306,462	369,578	369,578	369,578	10,546,180
Sheets and plates	12,892,762	552,683,518	552,683,518	7,356,757	7,356,757	306,200,765	5,070,436	5,070,436	5,070,436	5,070,436	5,070,436	552,683,518	552,683,518	552,683,518	12,892,762
Structural iron and steel	5,800,551	120,228	120,228	6,954,818	6,954,818	125,132	5,208,814	5,208,814	5,208,814	5,208,814	5,208,814	120,228	120,228	120,228	5,800,551
Wire	8,296,966	349,434,456	349,434,456	8,482,074	8,482,074	361,180,210	361,548	361,548	361,548	361,548	361,548	349,434,456	349,434,456	349,434,456	8,296,966
All other iron and steel and mfrs. of	30,674,068	23,557,181	23,557,181	26,638,777	26,638,777	26,933,893	23,302,511	23,302,511	23,302,511	23,302,511	23,302,511	26,638,777	23,557,181	23,557,181	30,674,068
Total iron and steel and mfrs. of, including ore	180,770,295	146,215,465	146,215,465	182,205,055	182,205,055	182,205,055	161,593,625	161,593,625	161,593,625	161,593,625	161,593,625	182,205,055	146,215,465	146,215,465	180,770,295

UNITED STATES.
(Includes Alaska, Hawaii and Porto Rico.)
TOTAL Quantities and Values of Principal Articles of Domestic Produce (Merchandise only) Exported, &c.—Continued.

ARTICLES.	1905-6.		1906-7.		1907-8.		1908-9.		1909-10.	
	Quantity.	Value.	Quantity.	Value.	Quantity.	Value.	Quantity.	Value.	Quantity.	Value.
Jewellery and mfrs. of gold and silver		\$ 1,763,470		\$ 2,060,144		\$ 1,496,086		\$ 1,259,790		\$ 1,444,388
Leather and mfrs. of:—										
Unmanufactured		29,316,847		32,058,217		26,963,592		30,413,099		37,414,175
Manufactures of:—										
Boots and shoes	5,672,249	9,142,748	5,833,914	10,666,949	6,552,412	11,469,539	6,176,579	10,305,814	7,257,145	12,408,575
All other mfrs. of		2,183,263		2,751,803		2,249,468		2,255,882		2,824,005
Total leather and mfrs. of		40,642,858		45,476,969		40,688,619		42,974,795		52,646,755
Marble and stone and mfrs. of		1,466,561		1,433,123		1,248,996		1,195,759		1,447,989
Musical instruments		3,198,052		3,256,063		3,371,521		2,619,772		3,182,343
Naval stores		20,075,585		21,686,752		21,641,599		15,101,147		18,681,962
Oil cake and oil cake meal	19,181,720	23,991,564	20,637,123	26,415,627	16,915,505	21,866,761	19,697,488	25,836,134	13,415,143	19,251,012
Oils:—										
Animal	1,355,194	577,218	1,687,126	655,261	1,205,298	612,336	1,176,124	589,603	2,216,713	903,001
Mineral:—										
Refined—Illuminating	864,361,210	54,181,617	894,529,432	56,249,991	1,041,725,901	70,809,415	1,080,542,456	71,329,901	1,005,027,536	62,477,527
All other		29,859,716		28,605,724		33,307,025		34,669,736		36,612,685
Vegetable:—										
Cotton seed	43,793,519	13,673,370	41,880,304	17,074,403	41,019,991	17,226,451	51,087,329	20,851,380		14,798,063
All other		2,252,661		2,476,111		2,407,516		2,246,670		1,681,238
Total oils		100,524,582		105,061,490		124,362,743		129,687,299		116,472,514
Paints, pigments and colours		3,773,064		3,981,899		4,001,824		3,959,080		4,796,565
Paper and mfrs. of		9,536,045		9,856,733		8,064,706		7,603,139		8,394,277
Paraffine and paraffine wax	178,385,368	8,808,245	185,511,773	9,032,992	178,709,678	8,740,929	137,403,569	6,445,917	196,982,550	7,886,359

UNITED STATES.

(Includes Alaska, Hawaii and Porto Rico.)

Total Quantities and Values of the Principal Articles of Domestic Produce (Merchandise only) Exported, &c.—Concluded.

ARTICLES.	1905-6.		1906-7.		1907-8.		1908-9.		1909-10.	
	Quantity.	Value. \$	Quantity.	Value. \$	Quantity.	Value. \$	Quantity.	Value. \$	Quantity.	Value. \$
Wood and mfrs. of— <i>Con.</i>										
Manufactured—										
Doors, sash and blinds.....		805,577		527,551		479,266		534,534		678,044
Furniture.....		5,252,290		5,377,768		5,631,325		4,293,904		5,572,191
Wood pulp.....	29,482,434	587,878	25,079,946	498,552	23,845,732	519,625	20,650,756	448,960	17,297,389	360,057
All other manufactured wood.....		7,073,067		7,429,629		7,847,129		6,451,656		7,270,412
Total manufactured wood.....		13,718,752		13,833,500		14,477,340		11,729,634		13,880,704
Wood and mfrs. of.....		2,148,613		2,287,926		2,261,919		1,476,607		2,379,360
Zinc and mfrs. of.....		2,780,199		2,143,574		1,606,082		1,470,651		1,078,381
Total value of principal and other articles (home produce).....		1,717,953,382		1,853,718,034		1,834,786,357		1,638,355,593		1,710,083,498
Total value of principal and other articles (foreign produce).....		25,911,118		27,133,044		25,986,989		24,655,511		34,900,722
Total value of principal and other articles exported.....		1,743,864,500		1,880,851,078		1,860,773,346		1,663,011,104		1,744,984,220

URUGUAY.

VALUE of the Total Imports for Consumption and Exports of Domestic Produce (Morehandise only) from and to each Principal Country during the Years ended December 31, 1904 to 1908, inclusive.

NOTE:—Peso Fuerte = \$1.03.

IMPORTS.					EXPORTS.				
COUNTRIES.					COUNTRIES.				
1904.	1905.	1906.	1907.	1908.	1904.	1905.	1906.	1907.	1908.
Pesos Fuer.	Pesos Fuer.	Pesos Fuer.	Pesos Fuer.	Pesos Fuer.	Pesos Fuer.	Pesos Fuer.	Pesos Fuer.	Pesos Fuer.	Pesos Fuer.
5,350,000	7,933,000	9,755,408	11,472,152	Details not to hand.	2,467,000	1,814,000	1,808,605	2,993,154	Details not to hand.
3,390,000	4,593,000	3,167,468	2,563,187	United Kingdom.....	6,139,000	5,824,000	6,092,904	6,244,957	Argentine Republic.....
881,000	1,363,000	1,903,710	2,688,929 Argentine Republic.....	6,495,000	6,184,000	4,802,748	5,551,733	Belgium.....
1,531,000	1,577,000	1,785,616	1,743,731 Belgium.....	4,639,000	3,215,000	3,298,777	3,001,361	Brazil.....
79,000	91,000	101,203 Brazil.....	284,000	250,000	441,237	Chile.....
119,000	148,000	153,359 Chile.....	1,269,000	612,000	1,083,238	1,692,956	Cuba.....
2,043,000	3,471,000	4,015,331	3,924,076 Cuba.....	6,554,000	5,514,000	7,284,829	6,431,631	France.....
2,605,000	4,165,000	5,397,620	6,079,780 France.....	5,145,000	3,255,000	4,292,872	Germany.....
30,000	155,000	311,176 Germany.....	61,000	94,000	Holland.....
1,790,000	2,610,000	2,785,219	2,898,391 Holland.....	1,076,000	924,000	1,009,097	1,155,704	Italy.....
150,000	171,000	119,712 Italy.....	8,000	92,000	6,869	Paraguay.....
.....	32,683 Paraguay.....	225,000	53,000	149,172	Portugal.....
1,176,000	1,503,000	1,568,031	1,725,198 Portugal.....	744,000	567,000	805,111	Spain.....
2,051,000	2,973,000	3,358,379	3,439,445 Spain.....	2,067,000	2,024,000	1,996,313	1,562,684	United States.....
..... United States.....	222,000	423,000	366,116	Other Countries.....
21,217,000	30,778,000	34,454,915	37,470,901 Other Countries.....	38,485,000	30,805,000	33,437,888	34,912,072	Totals.....
..... Totals.....	40,296,000

URUGUAY.

TOTAL Quantities and Values of the Principal Articles of Merchandise Imported for Consumption during the Years ended December 31, 1904 to 1908, inclusive.

NOTE:—Peso Fuerte=\$1.03. Kilog.=2.204 lbs. Litre=2199 galls.

ARTICLES.	1904.		1905.		1906.		1907.		1908.	
	Quantity.	Value. Pesos Fuert.	Quantity.	Value. Pesos Fuert.	Quantity.	Value. Pesos Fuert.	Quantity.	Value. Pesos Fuert.	Quantity.	Value. Pesos Fuert.
Animals, living:—										
Cattle.....	68,688	546,427	194,465	1,552,527	39,021	485,344				
Other animals.....	54,958	398,349	54,998	269,925	37,441	504,774				
Beverages:—										
Wines.....		1,110,918		1,356,198		1,372,231				
Other beverages.....		275,923		367,987		436,411				
Comestibles:—										
Fish:—										
Codfish..... Kilogs.	238,100	34,965	331,900	49,779	408,200	61,234				
Sardines..... "	61,400	26,584	120,900	55,150	126,700	58,195				
Other fish.....		5,489		8,280		7,603				
Flour.....		120,539		169,960		193,856				
Fruits.....		197,925		235,769		267,412				
Grain, cereals and vegetables:—										
Coffee..... Kilogs.	1,041,000	249,862	1,457,000	349,677	1,602,000	374,559				
Potatoes..... Kilogs.	7,362,000	331,312	10,774,000	483,500	16,873,000	759,290				
Rice..... "	4,799,000	282,594	7,246,000	386,393	8,347,000	566,724				
Other grain, &c.....		70,851		116,566		386,615				
Oils, edible:—										
Cotton seed oil..... Kilogs.	971,000	185,985	1,615,000	153,794	1,062,000	137,624				
Olive oil..... "	1,021,000	306,237	1,161,000	348,198	1,358,000	407,437				
Other oil, edible.....		2,067		2,569		3,055				
Spices and other condiments:—										
Pimento..... Kilogs.	115,000	28,628	161,000	40,194	114,000	28,584				
Sugar, refined.....	10,708,000	1,070,775	6,519,000	651,936	7,064,000	706,368				
" unrefined.....	11,888,000	1,069,892	8,830,000	794,657	14,695,000	1,322,530				
All other spices, &c.....		72,818		79,547		96,227				
Comestibles, other:—										
Cheese..... Kilogs.	53,600	21,988	80,200	32,886	111,800	45,868				
Hams..... "	26,800	12,344	42,700	19,619	56,900	26,178				
Tea..... "	68,300	54,650	105,000	84,001	112,300	89,860				
Yerba Mate (Paraguay tea).....	9,307,000	930,685	9,607,000	960,670	11,043,000	1,104,310				
All other comestibles.....		138,779		270,782		322,954				
Drugs, chemicals and medicines.....		474,762		751,993		718,046				
Iron and steel and mfrs. of:—										
Arms.....		8,635		16,147		22,109				

Details not to hand.

Details to not hand.

SESSIONAL PAPER No. 10f

Bars and plates.....	343,598	680,959	882,591	
Machinery and tools:—				
Agricultural.....	113,455	299,146	241,492	
Industrial.....	910,029	1,771,514	1,737,109	
All other iron and steel, &c.....	22,251	54,694	58,786	
Leather and mfrs. of.....	116,111	310,756	379,398	
Metals, other, and mfrs. of:—				
Ironmongry.....	242,457	470,156	525,563	
Lead..... Kilogs.	126,000	250,000	16,882	
Tin..... "	9,463	18,784	16,882	
Zinc..... "	177,433	199,718	140,998	
Other metals and mfrs. of.....	11,851	295,000	18,558	
Oils:—	188,718	357,229	353,796	
Kerosene..... Litres.	475,658	584,824	653,425	
Machine oil.....	42,628	70,885	78,520	
All other oils.....	21,164	36,151	49,513	
Paints and colours.....	138,405	224,784	223,157	
Paper and mfrs. of:—				
Brown paper..... Kilogs.	7,139	9,855	7,904	
Cigarette paper..... "	80,205	53,305	58,130	
Printing paper..... "	250,136	303,640	333,077	
All other paper and mfrs. of.....	110,924	248,737	275,371	
Stone, earth, glass and pottery:—				
Cement..... Kilogs.	1,413,329	1,306,564	1,723,148	
Coal..... "	72,824	124,091	151,419	
Delft..... "	80,594	142,865	184,295	
Glass..... Kilogs.	21,539	51,228	40,356	
All other stone, &c.....	231,984	367,831	416,184	
Textile materials and mfrs. of:—				
Cotton:—				
Flannel..... Kilogs.	181,143	406,133	455,246	
Handkerchiefs..... Doz.	56,697	141,226	90,084	
Piece goods.....	1,750,432	3,242,277	2,769,853	
Thread.....	155,785	211,021	249,879	
All other cotton.....	418,865	898,792	835,029	
Silk.....	137,813	303,282	364,096	
Wool:—				
Cashmere..... Kilogs.	407,008	864,921	1,019,127	
Flannel..... "	32,424	49,625	57,631	
Piece goods.....	190,621	336,961	368,767	
All other wool.....	299,972	272,125	377,522	
Textile materials, &c., other.....	1,251,991	1,897,578	1,752,378	
Tobacco.....	267,204	306,142	280,133	
Wood and manufactures of.....	1,339,662	2,007,458	1,981,007	
Articles free of duty for public officials, &c.....	514,334	643,681	2,657,334	
All other articles.....	980,761	1,543,894	1,789,952	
Total imports.....	21,216,689	30,777,603	34,454,915	
				36,189,000
				37,470,904
				Details not to hand.
				Details not to hand.

1 GEORGE V., A. 1911

URUGUAY.

TOTAL Quantities and Values of the Principal Articles of Domestic Produce Exported (Merchandise only) during the Years ended December 31, 1905 to 1909, inclusive.

NOTE:—Peso Fuerte=\$1.03. Kilog=2.204 lbs.

ARTICLES.	1905.		1906.		1907.		1908.		1909.	
	Quantity.	Value.	Quantity.	Value.	Quantity.	Value.	Quantity.	Value.	Quantity.	Value.
Agricultural products:—		Pesos Fuert.		Pesos Fuert.		Pesos Fuert.		Pesos Fuert.		Pesos Fuert.
Flour:—										
Wheat flour..... Kilogs.	4,941,000	177,872	5,116,000	18,333	5,452,600	214,000	6,654,000	240,000	8,573,000	309,000
Other flour..... Kilogs.	259	338								
Flour, mfs. of..... Kilogs.	49,648	3,359	18,126	1,378						
Fruits..... Kilogs.	33,979	33,979								
Grain and cereals:—										
Corn..... Kilogs.	718,000	10,050	239,000	3,347	2,218,000	31,000	495,000	7,000	19,649,000	276,000
Flax..... Kilogs.	13,796,000	413,895	10,505,000	315,160	20,071,000	602,000	17,591,000	528,000	12,845,000	387,000
Wheat..... Kilogs.	54,042,000	1,242,962	264,000	6,481	22,850,000	526,000	50,177,000	1,154,000	71,970,000	1,655,000
Other grain, &c..... Kilogs.		36,278		8,735						
Vegetables..... Kilogs.		54,017		33,299						
Agricultural products, other than grain and cereals:—		97,588		64,659						
Animals and animal produce:—										
Animals living:—										
Horses and mules..... No.	4,399	57,202	6,977	74,079	4,101	37,000	4,293	49,000	1,262	12,000
Oxen and cows..... No.	46,000	388,678	88,000	662,407	88,639	651,000	171,000	1,298,000	203,000	1,353,000
Sheep..... No.	121,000	153,768	180,000	359,174	210,230	399,000	223,673	338,000	267,306	391,000
Other animals, living..... No.	2,312	6,874	1,048	3,141	1,036	3,100	659	1,900	1,447	4,500
Bones and bone ash..... Kilogs.		122,363		98,115		92,000		111,000		106,000
Grease and tallow..... Kilogs.		1,486,170		1,455,539		90,000		90,000		54,000
Guano..... Kilogs.	7,786,000	116,792	8,649,000	129,736	5,974,000	90,000	5,974,000	90,000	3,609,000	54,000
Hides and skins:—										
Ox hides, salted..... Kilogs.	812,000	4,062,565	869,000	4,349,620	883,000	4,103,000	815,000	4,074,000	856,000	4,252,000
" dried..... Kilogs.	740,000	2,219,511	842,000	2,525,991	648,000	1,943,000	1,092,000	3,276,000	1,246,000	3,739,000
Sheep skins..... Kilogs.	6,800,000	1,639,935	6,252,000	1,562,953	6,637,000	1,653,000	8,545,000	2,136,000	9,588,000	2,397,000
All other hides, &c..... Kilogs.		305,882		476,114						
Horns..... Kilogs.		129,652		135,671						
Horse hair..... Kilogs.	905,000	361,821	953,000	381,182	810,000	324,000	841,000	336,000	856,000	343,000

INDEX TO PART VII.

(See also Table of Contents.)

TRADE OF FOREIGN COUNTRIES.

	Page.
Imports and Exports by Countries—Values :—	
Alaska	2
Argentine Republic	3
Australian Commonwealth	11
Austria-Hungary	21
Bahamas	32
Barbados	36
Belgium	40
Bermuda	50
Brazil	54
British East Africa Protectorate	58
British Guiana	61
British Honduras	65
British India	70
British South Africa	81
Bulgaria	89
Ceylon	92
Chile	97
China	100
Colony and Protectorate of Southern Nigeria	107
Cyprus	110
Denmark	115
Egypt	120
Fiji	123
France	127
Germany	138
Gold Coast	157
Greece	161
Grenada	165
Hawaii	169
Holland	170
Italy	180
Jamaica	193
Japan	198
Leeward Islands	204
Mauritius	208
Mexico	213
Newfoundland (including Labrador)	219
New Zealand	223
Norway	230
Nyasaland Protectorate	236
Philippine Islands	238
Porto Rico	242
Roumania	243
Russia	249
St. Lucia	254
St. Vincent	258
Sierra Leone	262
Somáland Protectorate	266
Spain	269
Straits Settlements	278
Sweden	283
Switzerland	290
Trinidad	297
Uganda Protectorate	303
United Kingdom	306
United States	353
Uruguay	365

Exports of Principal Articles—Quantities and Values :—

	PAGE.
Argentine Republic.....	10
Australian Commonwealth.....	18
Austria-Hungary.....	28
Bahamas.....	35
Barbadoes.....	39
Belgium.....	46
Bermuda.....	53
Brazil.....	57
British East Africa Protectorate.....	60
British Guiana.....	64
British Honduras.....	68
British India.....	78
British South Africa.....	87
Bulgaria.....	91
Ceylon.....	96
Chile.....	99
China.....	105
Colony and Protectorate of Southern Nigeria.....	109
Cyprus.....	113
Denmark.....	118
Egypt.....	122
Fiji.....	126
France.....	134
Germany.....	149
Gold Coast.....	160
Greece.....	164
Grenada.....	168
Holland.....	176
Italy.....	188
Jamaica.....	197
Japan.....	202
Leeward Islands.....	207
Mauritius.....	212
Mexico.....	218
Newfoundland (including Labrador).....	222
New Zealand.....	228
Norway.....	234
Nyasaland Protectorate.....	237
Philippine Islands.....	241
Roumania.....	247
Russia.....	252
St. Lucia.....	257
St. Vincent.....	261
Sierra Leone.....	265
Somaliland Protectorate.....	268
Spain.....	276
Straits Settlements.....	281
Sweden.....	287
Switzerland.....	295
Trinidad.....	301
Uganda Protectorate.....	305
United Kingdom.....	320
United States.....	360
Uruguay.....	368

Imports and Principal Articles—Quantities and Values :—

Argentine Republic.....	5
Australian Commonwealth.....	14
Austria-Hungary.....	23
Bahamas.....	33
Barbados.....	37
Belgium.....	42
Bermuda.....	51
Brazil.....	55
British East Africa Protectorate.....	59
British Guiana.....	62
British Honduras.....	66
British India.....	72
British South Africa.....	83
Bulgaria.....	90
Ceylon.....	94
Chile.....	98
China.....	102
Colony and Protectorate of Southern Nigeria.....	108
Cyprus.....	111
Denmark.....	116

SESSIONAL PAPER No. 10f.

Imports of Principal Articles—Quantities and Values:— <i>Con.</i>	PAGE.
Egypt.....	121
Fiji.....	124
France.....	129
Germany.....	141
Gold Coast ..	158
Greece.....	162
Grenada.....	166
Holland.....	172
Italy.....	182
Jamaica.....	194
Japan.....	199
Leeward Islands.....	205
Mauritius.....	210
Mexico.....	214
Newfoundland (including Labrador).....	220
New Zealand.....	225
Norway.....	231
Nyasaland Protectorate.....	237
Philippine Islands.....	239
Roumania.....	244
Russia.....	250
St. Lucia.....	255
St. Vincent.....	259
Sierre Leone.....	263
Somaliland Protectorate.....	267
Spain.....	271
Straits Settlements.....	279
Sweden.....	284
Switzerland.....	292
Trinidad.....	298
Uganda Protectorate.....	304
United Kingdom.....	310
United States.....	356
Uruguay.....	366



Gov. Doc.
Canada

123050.

Canada Serial Paps?

45-6. 1911

Author

Title

University of Toronto
Library

DO NOT
REMOVE
THE
CARD
FROM
THIS
POCKET

Acme Library Card Pocket
Under Pat. "Ref. Index File"
Made by LIBRARY BUREAU

